

**Annex C: Photo documentation**

Photo 1: Measurement System DASY 4



Photo 2: Measurement System DASY 5




Photo 3: DUT - front view




Photo 4: DUT - side view



Photo 5: DUT - rear view (open)



Photo 6: DUT (label)





Photo 9: HAC E-field measurement




Photo 10: HAC H-field measurement




Photo 11: HAC H-field measurement



Photo 12: HAC system validation (shown with 835 MHz dipole)

