




ANNEX E TEST POSITIONS


Picture E1: Left Hand Touch Cheek Position



Picture E2: Left Hand Tilt 15° Position




Picture E3: Right Hand Touch Cheek Position





Picture E4: Right Hand Tilt 15° Position



Test positions for body:

The Body SAR is tested at the following 5 test positions all with the distance =10mm (or 15mm) between the EUT and the phantom bottom :





Picture E5: Towards Phantom









Picture E6: Towards Ground





Picture E6-1: Towards Ground with Headset



Picture E7: Left Side



Picture E8: Right Side



Picture E9: Bottom Side