

FCC Test Report

APPLICANT : Sony Mobile Communications AB
EQUIPMENT : PDA Phone
BRAND NAME : Sony
MODEL NAME : Sony Xperia™ tipo
TYPE NAME : PM-0130-BV
MARKETING NAME : ST21i
FCC ID : PY7PM-0130
STANDARD : FCC 47 CFR FCC Part 15 Subpart B

The product was received on Jul. 14, 2012 and completely tested on Jul. 15, 2012. We, SPORTON INTERNATIONAL INC., would like to declare that the tested sample has been evaluated in accordance with the procedures given in ANSI C63.4-2003 and shown the compliance with the applicable technical standards.

The test results in this report apply exclusively to the tested model / sample. Without written approval of SPORTON INTERNATIONAL INC., the test report shall not be reproduced except in full.

Reviewed by:



Jones Tsai / Manager



SPORTON INTERNATIONAL INC.

No. 52, Hwa Ya 1st Rd., Hwa Ya Technology Park, Kwei-Shan Hsiang, Tao Yuan Hsien, Taiwan, R.O.C.

SPORTON INTERNATIONAL INC.

TEL : 886-3-327-3456

FAX : 886-3-328-4978

FCC ID : PY7PM-0130

Page Number : 1 of 56

Report Issued Date : Jul. 16, 2012

Report Version : Rev. 02



TABLE OF CONTENTS

REVISION HISTORY.....3

SUMMARY OF TEST RESULT4

1. GENERAL DESCRIPTION5

 1.1. Applicant.....5

 1.2. Manufacturer5

 1.3. Feature of Equipment Under Test.....6

 1.4. Test Site7

 1.5. Applied Standards7

 1.6. Ancillary Equipment List.....7

2. TEST CONFIGURATION OF EQUIPMENT UNDER TEST8

 2.1. Test Mode8

 2.2. Connection Diagram of Test System10

 2.3. Test Software12

3. TEST RESULT13

 3.1. Test of AC Conducted Emission Measurement13

 3.2. Test of Radiated Emission Measurement37

4. LIST OF MEASURING EQUIPMENT55

5. UNCERTAINTY OF EVALUATION56

APPENDIX A. PHOTOGRAPHS OF EUT

APPENDIX B. SETUP PHOTOGRAPHS



REVISION HISTORY

REPORT NO.	VERSION	DESCRIPTION	ISSUED DATE
FD12-3-092	Rev. 01	Initial issue of report	Jul. 15, 2012
FD12-3-092	Rev. 02	Update report for revising model name, type name, HW Version and removing WCDMA information	Jul. 16, 2012



SUMMARY OF TEST RESULT

Report Section	FCC Rule	IC Rule	Description	Limit	Result	Remark
3.1	15.107	7.2.4	AC Conducted Emission	< 15.107 limits < RSS-Gen table 2 limits	PASS	Under limit 8.80 dB at 0.446 MHz
3.2	15.109	7.2.3.2	Radiated Emission	< 15.109 limits or < RSS-Gen table 1 limits (Section 6)	PASS	Under limit 6.00 dB at 720.000 MHz



1. General Description

1.1. Applicant

Sony Mobile Communications AB
Nya Vattentorget 22188 Lund/SWEDEN

1.2. Manufacturer

Sony Mobile Communications AB
Nya Vattentorget 22188 Lund/SWEDEN

1.3. Feature of Equipment Under Test

Product Feature	
Equipment	PDA Phone
Brand Name	Sony
Model Name	Sony Xperia™ tipo
Type Name	PM-0130-BV
Marketing Name	ST21i
FCC ID	PY7PM-0130
EUT supports Radios application	GSM/EGPRS/WLAN 11bgn/Bluetooth
HW Version	A
SW Version	1.*.j.0.5userdebug
EUT Stage	Production Unit

Remark: The above EUT's information was declared by manufacturer. Please refer to the specifications or user's manual for more detailed description.

Product Specification subjective to this standard	
Tx Frequency	GSM850: 824.2 MHz ~ 848.8 MHz GSM1900: 1850.2 MHz ~ 1909.8MHz 802.11b/g/n: 2412 MHz ~ 2462 MHz Bluetooth: 2402 MHz ~ 2480 MHz
Rx Frequency Range	GSM850: 869.2 MHz ~ 893.8 MHz GSM1900: 1930.2 MHz ~ 1989.8 MHz 802.11b/g/n: 2412 MHz ~ 2462 MHz Bluetooth: 2402 MHz ~ 2480 MHz GPS : 1.57542 GHz FM: 87.5 MHz ~ 108 MHz
Antenna Type	Fixed Internal Antenna
Type of Modulation	GSM: GMSK GPRS: GMSK EDGE: GMSK / 8PSK 802.11b : DSSS (BPSK / QPSK / CCK) 802.11g/n : OFDM (BPSK / QPSK / 16QAM / 64QAM) Bluetooth (1Mbps) : GFSK Bluetooth 2.1 EDR (2Mbps) : π /4-DQPSK Bluetooth 2.1 EDR (3Mbps) : 8-DPSK GPS : BPSK FM

1.4. Test Site

Test Site	SPORTON INTERNATIONAL INC.		
Test Site Location	No. 52, Hwa Ya 1 st Rd., Hwa Ya Technology Park, Kwei-Shan Hsiang, Tao Yuan Hsien, Taiwan, R.O.C. TEL: +886-3-327-3456 FAX: +886-3-328-4978		
Test Site No.	Sporton Site No.		FCC/IC Registration No.
	CO05-HY	03CH07-HY	722060/4086B-1

1.5. Applied Standards

According to the specifications of the manufacturer, the EUT must comply with the requirements of the following standards:

- FCC 47 CFR FCC Part 15 Subpart B
- ANSI C63.4-2003
- IC RSS-Gen Issue 3

Remark: All test items were verified and recorded according to the standards and without any deviation during the test.

1.6. Ancillary Equipment List

Item	Equipment	Trade Name	Model Name	FCC ID	Data Cable	Power Cord
1.	FM Generator	R&S	CMU 200	N/A	N/A	Unshielded, 1.8 m
2.	Notebook	DELL	Latitude E6320	FCC DoC	N/A	AC I/P: Unshielded, 1.2 m DC O/P: Shielded, 1.8 m
3.	LCD Monitor	Lenovo	6135-AB1	FCC DoC	Shielded, 1.6 m	Unshielded, 1.8 m
4.	iPod Earphone	Apple	N/A	FCC DoC	Unshielded, 1.0 m	N/A

2. Test Configuration of Equipment Under Test

2.1. Test Mode

The EUT has been associated with peripherals pursuant to ANSI C63.4-2003 and configuration operated in a manner tended to maximize its emission characteristics in a typical application.

Frequency range investigated: conduction (150 KHz to 30 MHz), radiation (30MHz to the 5th harmonic of the highest fundamental frequency or to 40 GHz, whichever is lower).

The following tables are showing the test modes as the worst cases and recorded in this report.

Item	EUT Configuration	Test Condition	
		EMI AC	EMI RE
1.	Charging Mode (EUT with adapter)	<input checked="" type="checkbox"/>	<input checked="" type="checkbox"/>
2.	Data application transferred mode (EUT with notebook)	<input checked="" type="checkbox"/>	<input checked="" type="checkbox"/>
3.	FM Rx Mode (EUT with adapter)	<input checked="" type="checkbox"/>	<input checked="" type="checkbox"/>

Abbreviations:

- EMI AC: AC conducted emissions
- EMI RE: EUT radiated emissions

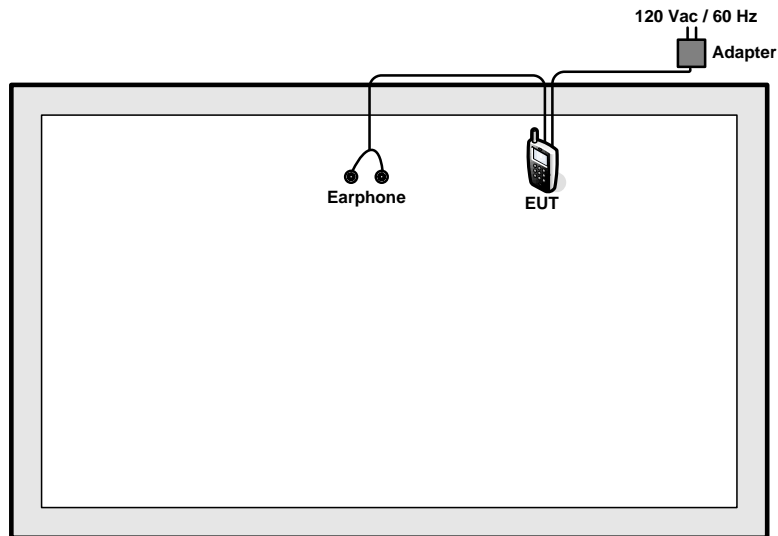


Test Items	EUT Configure Mode	Function Type
AC Conducted Emission	1/2/3	Mode 1 : USB Cable (Data Link with Notebook) + Battery + Earphone Mode 2 : USB Cable (Charging from Adapter 1) + Battery + Earphone + Camera (Recording) Mode 3 : USB Cable (Charging from Adapter 1) + Battery + Earphone + Camera (Play Recording) Mode 4 : USB Cable (Charging from Adapter 1) + Battery + Earphone + MP3 Mode 5 : USB Cable (Charging from Adapter 1) + Battery + Earphone + FM Rx (87.6MHz) Mode 6 : USB Cable (Charging from Adapter 1) + Battery + Earphone + FM Rx (98MHz) Mode 7 : USB Cable (Charging from Adapter 1) + Battery + Earphone + FM Rx (107.9MHz) Mode 8 : USB Cable (Charging from Adapter 2) + Battery + Earphone + Play Recording
Radiated Emissions	1/2/3	Mode 1 : USB Cable (Data Link with Notebook) + Battery + Earphone Mode 2 : USB Cable (Charging from Adapter 2) + Battery + Earphone + Camera (Recording) Mode 3 : USB Cable (Charging from Adapter 2) + Battery + Earphone + Camera (Play Recording) Mode 4 : USB Cable (Charging from Adapter 2) + Battery + Earphone + MP3 Mode 5 : USB Cable (Charging from Adapter 2) + Battery + Earphone + FM Rx (87.6MHz) Mode 6 : USB Cable (Charging from Adapter 2) + Battery + Earphone + FM Rx (98MHz) Mode 7 : USB Cable (Charging from Adapter 2) + Battery + Earphone + FM Rx (107.9MHz) Mode 8 : USB Cable (Charging from Adapter 1) + Battery + Earphone + FM Rx (87.6MHz)
Remark: <ol style="list-style-type: none"> Link with Notebook means data application transferred mode between EUT and Notebook. The worst cases of USB Link mode, Charging mode, and FM Rx mode were measured for signal above 1GHz. 		

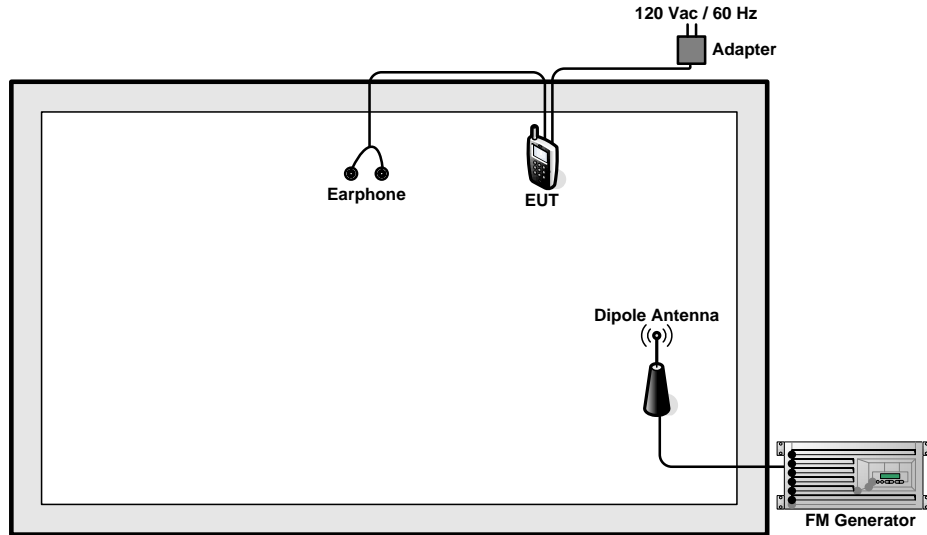
Accessory List	
Adapter1	Model No. : EP800, Supplier : Sony Ericsson (Salcomp)
	Type No. : CAA-00002016-US B, S/N: 5411W41201195
Adapter2	Model No. : EP800, Supplier : Sony Ericsson (EMERSON)
	Type No. : CAA-00002022-US, S/N: 0911W32200792
Battery	Model No. : BA700, Supplier : Sony Ericsson (LG)
	Type No. : CBA-0002025, S/N: 100450PTPCLH
Earphone	Model No. : MH410c, Supplier : Sony Ericsson (Foster Electric)
	Type No. : CCA-0004017, S/N : 11421A190001B38
USB Cable	Model No. : EC450, Supplier : Sony Ericsson (K-one)
	Part No. : 1242-6715.1, S/N:113312D7012257A

2.2. Connection Diagram of Test System

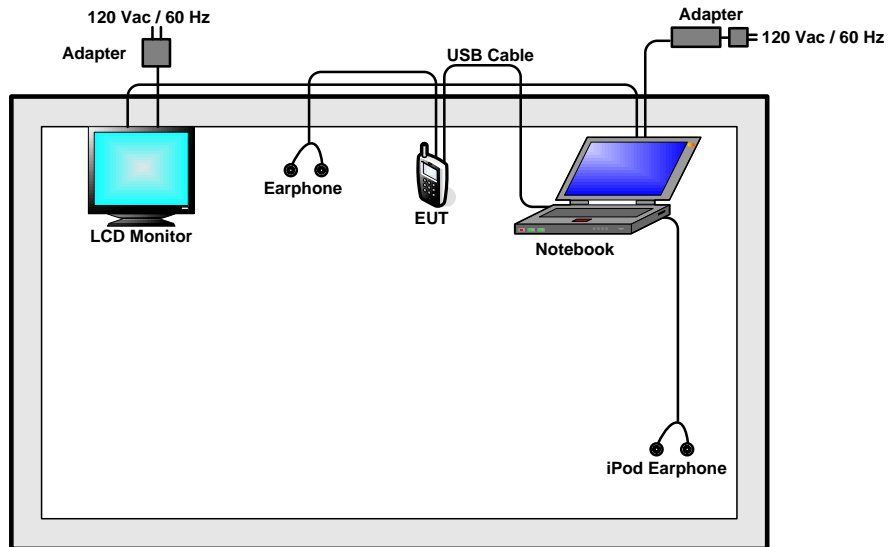
<EUT with Adapter Mode>



<EUT with Adapter in FM Rx Mode>



<EUT with USB Cable (Link with Notebook) Mode>





2.3. Test Software

The following programs installed in the EUT were programmed during the test.

1. Data application is transferred between Notebook and EUT via USB cable.
2. Execute "Music Player" to play MP3 file.
3. Turn on camera to recording.
4. Turn on camera to play recording file.
5. Turn on Radio and the EUT was attached to Radio FM87.6, FM98, and FM107.9, and receive continuous signals from FM Generator.

3. Test Result

3.1. Test of AC Conducted Emission Measurement

3.1.1 Limits of AC Conducted Emission

For equipment that is designed to be connected to the public utility (AC) power line, the radio frequency voltage that is conducted back onto the AC power line on any frequency or frequencies within the band 150 KHz to 30 MHz shall not exceed the limits in the following table.

Frequency of emission (MHz)	Conducted limit (dBuV)	
	Quasi-peak	Average
0.15-0.5	66 to 56*	56 to 46*
0.5-5	56	46
5-30	60	50

*Decreases with the logarithm of the frequency.

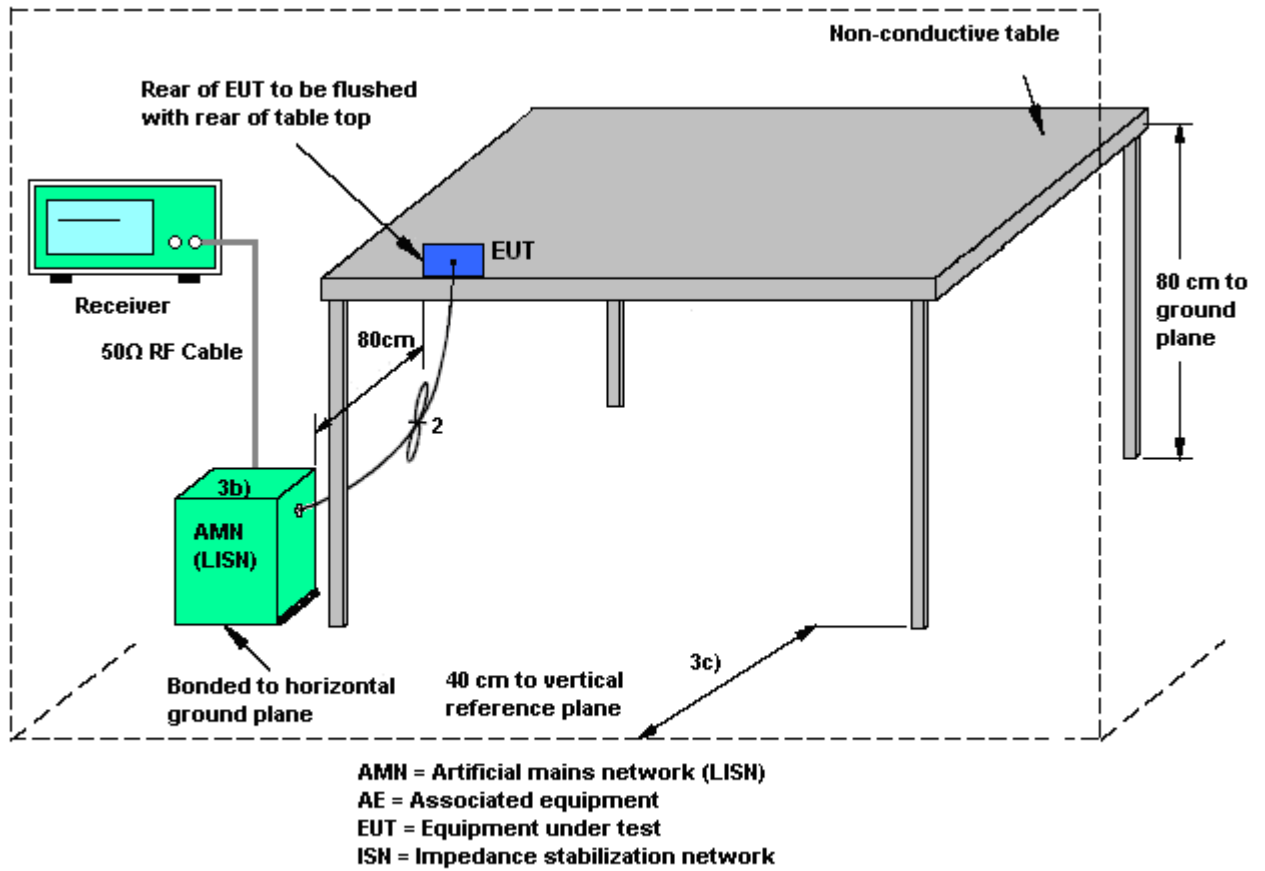
3.1.2 Measuring Instruments

See list of measuring instruments of this test report.

3.1.3 Test Procedure

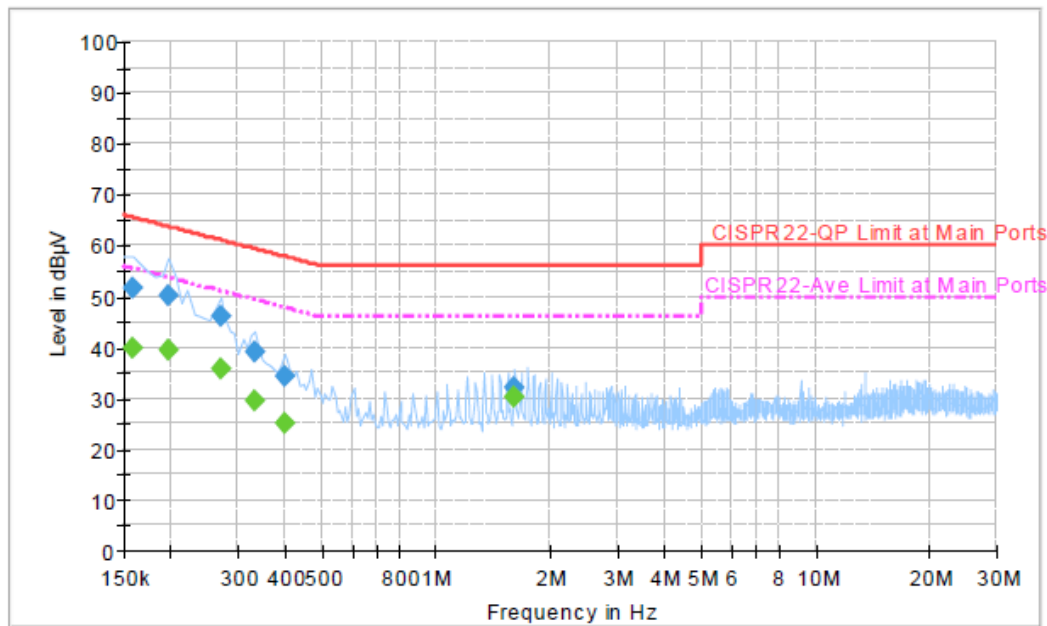
1. The EUT was placed 0.4 meter from the conducting wall of the shielding room was kept at least 80 centimeters from any other grounded conducting surface.
2. Connect EUT to the power mains through a line impedance stabilization network (LISN).
3. All the support units are connecting to the other LISN.
4. The LISN provides 50 ohm coupling impedance for the measuring instrument.
5. The FCC states that a 50 ohm, 50 microhenry LISN should be used.
6. Both sides of AC line were checked for maximum conducted interference.
7. The frequency range from 150 KHz to 30 MHz was searched.
8. Set the test-receiver system to Peak Detect Function and specified bandwidth with Maximum Hold Mode.

3.1.4 Test Setup



3.1.5 Test Result of AC Conducted Emission

Test Mode :	Mode 1	Temperature :	20~22°C
Test Engineer :	Kai Chu Chun	Relative Humidity :	45~47%
Test Voltage :	120Vac / 60Hz	Phase :	Line
Function Type :	USB Cable (Data Link with Notebook) + Battery + Earphone		
Remark :	All emissions not reported here are more than 10 dB below the prescribed limit.		



Final Result : Quasi-Peak

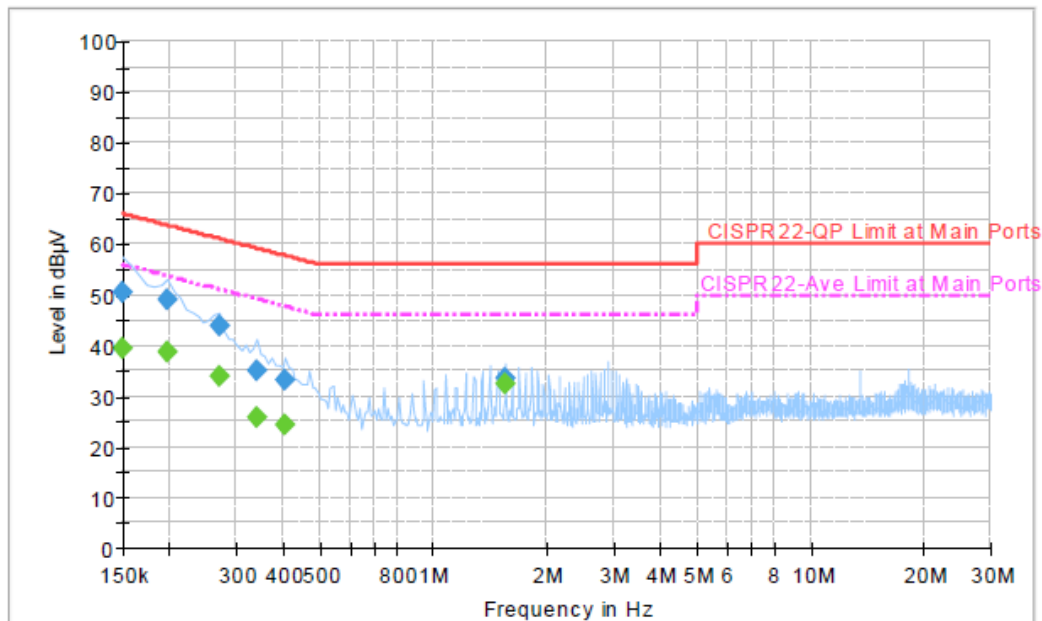
Frequency (MHz)	Quasi-Peak (dBµV)	Filter	Line	Corr. (dB)	Margin (dB)	Limit (dBµV)
0.158000	51.5	Off	L1	19.3	14.1	65.6
0.198000	50.4	Off	L1	19.3	13.3	63.7
0.270000	46.2	Off	L1	19.3	14.9	61.1
0.334000	39.0	Off	L1	19.4	20.4	59.4
0.398000	34.5	Off	L1	19.5	23.4	57.9
1.606000	32.1	Off	L1	19.5	23.9	56.0

Final Result : Average

Frequency (MHz)	Average (dBµV)	Filter	Line	Corr. (dB)	Margin (dB)	Limit (dBµV)
0.158000	40.0	Off	L1	19.3	15.6	55.6
0.198000	39.4	Off	L1	19.3	14.3	53.7
0.270000	35.9	Off	L1	19.3	15.2	51.1
0.334000	29.6	Off	L1	19.4	19.8	49.4
0.398000	25.0	Off	L1	19.5	22.9	47.9
1.606000	30.3	Off	L1	19.4	15.7	46.0



Test Mode :	Mode 1	Temperature :	20~22°C
Test Engineer :	Kai Chu Chun	Relative Humidity :	45~47%
Test Voltage :	120Vac / 60Hz	Phase :	Neutral
Function Type :	USB Cable (Data Link with Notebook) + Battery + Earphone		
Remark :	All emissions not reported here are more than 10 dB below the prescribed limit.		



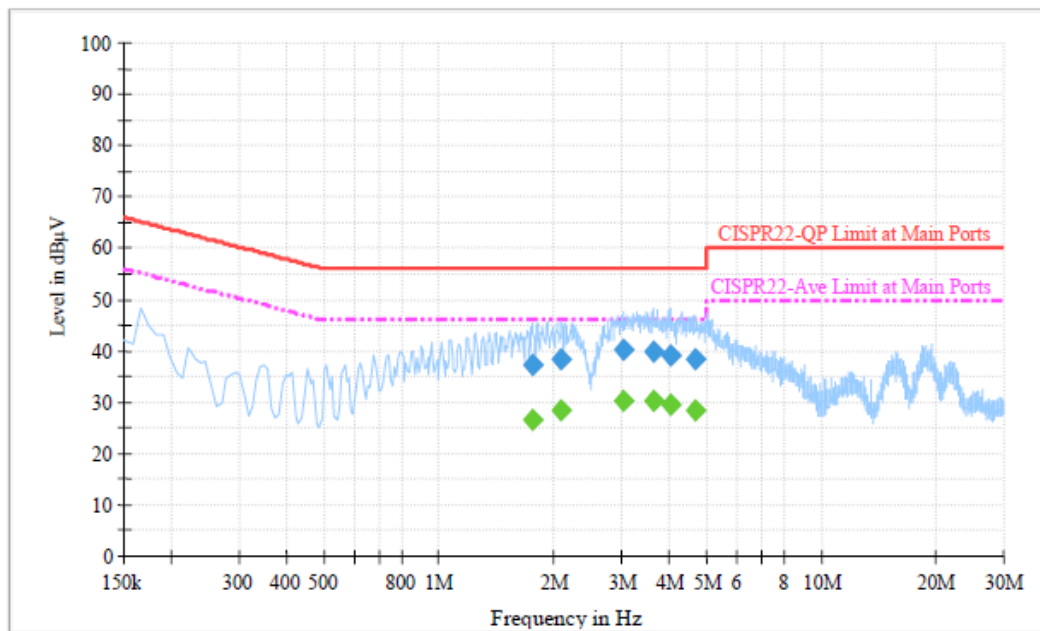
Final Result : Quasi-Peak

Frequency (MHz)	Quasi-Peak (dBµV)	Filter	Line	Corr. (dB)	Margin (dB)	Limit (dBµV)
0.150000	50.7	Off	N	19.4	15.3	66.0
0.198000	49.1	Off	N	19.3	14.6	63.7
0.270000	44.0	Off	N	19.4	17.1	61.1
0.342000	35.0	Off	N	19.4	24.2	59.2
0.406000	33.3	Off	N	19.4	24.4	57.7
1.550000	33.8	Off	N	19.4	22.2	56.0

Final Result : Average

Frequency (MHz)	Average (dBµV)	Filter	Line	Corr. (dB)	Margin (dB)	Limit (dBµV)
0.150000	39.6	Off	N	19.4	16.4	56.0
0.198000	38.8	Off	N	19.3	14.9	53.7
0.270000	33.9	Off	N	19.4	17.2	51.1
0.342000	25.8	Off	N	19.4	23.4	49.2
0.406000	24.3	Off	N	19.4	23.4	47.7
1.550000	32.3	Off	N	19.4	13.7	46.0

Test Mode :	Mode 2	Temperature :	20~22°C
Test Engineer :	Kai Chu Chun	Relative Humidity :	45~47%
Test Voltage :	120Vac / 60Hz	Phase :	Line
Function Type :	USB Cable (Charging from Adapter 1) + Battery + Earphone + Camera (Recording)		
Remark :	All emissions not reported here are more than 10 dB below the prescribed limit.		



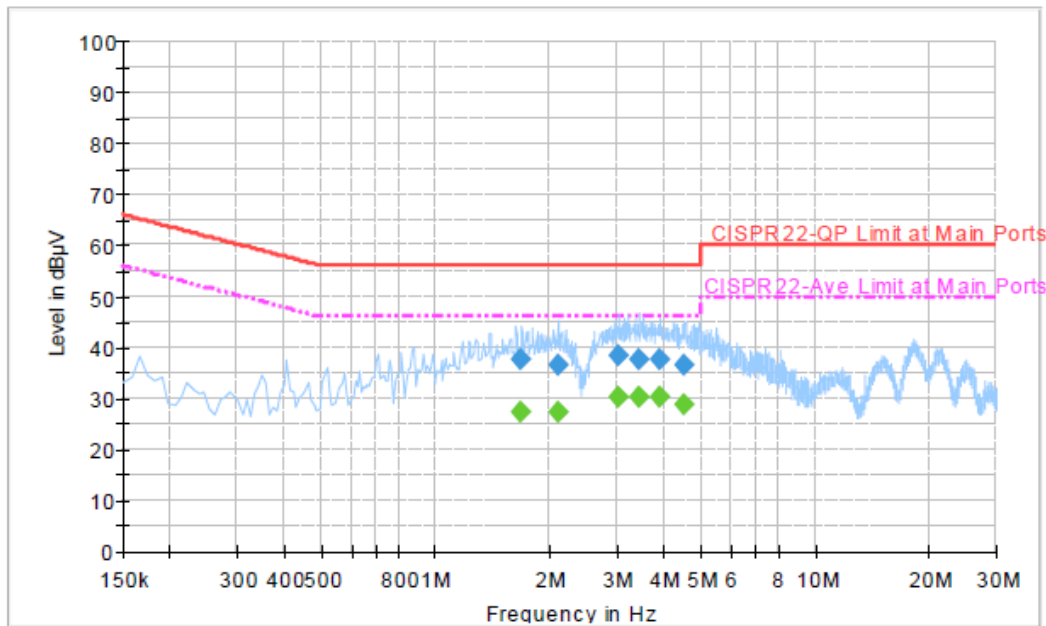
Final Result : Quasi-Peak

Frequency (MHz)	Quasi-Peak (dBµV)	Filter	Line	Corr. (dB)	Margin (dB)	Limit (dBµV)
1.758000	37.2	Off	L1	19.5	18.8	56.0
2.094000	38.2	Off	L1	19.6	17.8	56.0
3.046000	40.2	Off	L1	19.6	15.8	56.0
3.646000	40.0	Off	L1	19.6	16.0	56.0
4.030000	39.1	Off	L1	19.6	16.9	56.0
4.694000	38.2	Off	L1	19.6	17.8	56.0

Final Result : Average

Frequency (MHz)	Average (dBµV)	Filter	Line	Corr. (dB)	Margin (dB)	Limit (dBµV)
1.758000	26.5	Off	L1	19.5	19.5	46.0
2.094000	28.3	Off	L1	19.6	17.7	46.0
3.046000	30.3	Off	L1	19.6	15.7	46.0
3.646000	30.2	Off	L1	19.6	15.8	46.0
4.030000	29.6	Off	L1	19.6	16.4	46.0
4.694000	28.2	Off	L1	19.6	17.8	46.0

Test Mode :	Mode 2	Temperature :	20~22°C
Test Engineer :	Kai Chu Chun	Relative Humidity :	45~47%
Test Voltage :	120Vac / 60Hz	Phase :	Neutral
Function Type :	USB Cable (Charging from Adapter 1) + Battery + Earphone + Camera (Recording)		
Remark :	All emissions not reported here are more than 10 dB below the prescribed limit.		



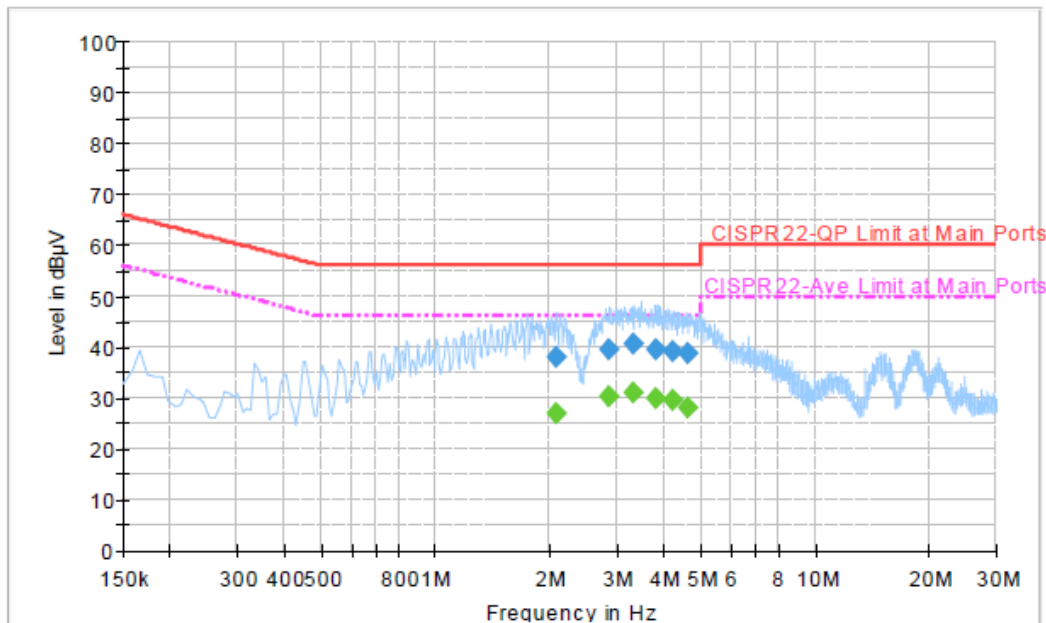
Final Result : Quasi-Peak

Frequency (MHz)	Quasi-Peak (dBµV)	Filter	Line	Corr. (dB)	Margin (dB)	Limit (dBµV)
1.686000	37.6	Off	N	19.5	18.4	56.0
2.102000	36.4	Off	N	19.6	19.6	56.0
3.030000	38.5	Off	N	19.6	17.5	56.0
3.446000	37.7	Off	N	19.6	18.3	56.0
3.894000	37.8	Off	N	19.6	18.2	56.0
4.526000	36.7	Off	N	19.6	19.3	56.0

Final Result : Average

Frequency (MHz)	Average (dBµV)	Filter	Line	Corr. (dB)	Margin (dB)	Limit (dBµV)
1.686000	27.4	Off	N	19.5	18.6	46.0
2.102000	27.2	Off	N	19.6	18.8	46.0
3.030000	30.2	Off	N	19.6	15.8	46.0
3.446000	30.2	Off	N	19.6	15.8	46.0
3.894000	30.2	Off	N	19.6	15.8	46.0
4.526000	28.9	Off	N	19.6	17.1	46.0

Test Mode :	Mode 3	Temperature :	20~22°C
Test Engineer :	Kai Chu Chun	Relative Humidity :	45~47%
Test Voltage :	120Vac / 60Hz	Phase :	Line
Function Type :	USB Cable (Charging from Adapter 1) + Battery + Earphone + Camera (Play Recording)		
Remark :	All emissions not reported here are more than 10 dB below the prescribed limit.		



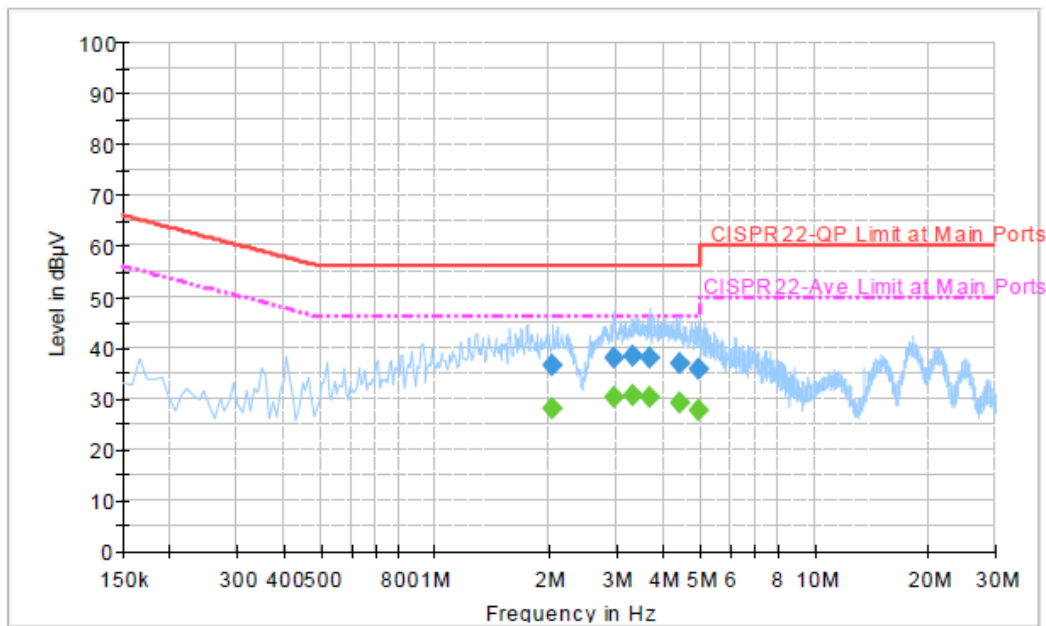
Final Result : Quasi-Peak

Frequency (MHz)	Quasi-Peak (dBµV)	Filter	Line	Corr. (dB)	Margin (dB)	Limit (dBµV)
2.078000	38.1	Off	L1	19.6	17.9	56.0
2.870000	39.4	Off	L1	19.6	16.6	56.0
3.318000	40.4	Off	L1	19.6	15.6	56.0
3.798000	39.4	Off	L1	19.6	16.6	56.0
4.206000	39.0	Off	L1	19.6	17.0	56.0
4.638000	38.6	Off	L1	19.6	17.4	56.0

Final Result : Average

Frequency (MHz)	Average (dBµV)	Filter	Line	Corr. (dB)	Margin (dB)	Limit (dBµV)
2.078000	27.0	Off	L1	19.6	19.0	46.0
2.870000	30.1	Off	L1	19.6	15.9	46.0
3.318000	31.0	Off	L1	19.6	15.0	46.0
3.798000	30.0	Off	L1	19.6	16.0	46.0
4.206000	29.4	Off	L1	19.6	16.6	46.0
4.638000	28.2	Off	L1	19.6	17.8	46.0

Test Mode :	Mode 3	Temperature :	20~22°C
Test Engineer :	Kai Chu Chun	Relative Humidity :	45~47%
Test Voltage :	120Vac / 60Hz	Phase :	Neutral
Function Type :	USB Cable (Charging from Adapter 1) + Battery + Earphone + Camera (Play Recording)		
Remark :	All emissions not reported here are more than 10 dB below the prescribed limit.		



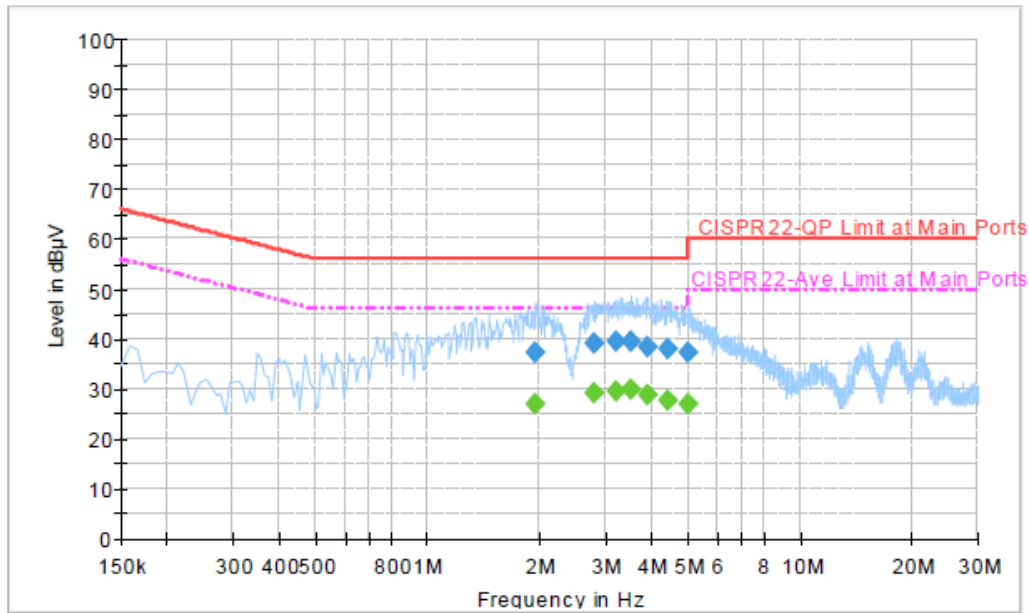
Final Result : Quasi-Peak

Frequency (MHz)	Quasi-Peak (dBµV)	Filter	Line	Corr. (dB)	Margin (dB)	Limit (dBµV)
2.038000	36.7	Off	N	19.6	19.3	56.0
2.958000	38.1	Off	N	19.6	17.9	56.0
3.326000	38.4	Off	N	19.7	17.6	56.0
3.678000	37.9	Off	N	19.6	18.1	56.0
4.422000	37.0	Off	N	19.6	19.0	56.0
4.950000	35.9	Off	N	19.7	20.1	56.0

Final Result : Average

Frequency (MHz)	Average (dBµV)	Filter	Line	Corr. (dB)	Margin (dB)	Limit (dBµV)
2.038000	28.0	Off	N	19.6	18.0	46.0
2.958000	30.2	Off	N	19.6	15.8	46.0
3.326000	30.7	Off	N	19.7	15.3	46.0
3.678000	30.2	Off	N	19.6	15.8	46.0
4.422000	29.0	Off	N	19.6	17.0	46.0
4.950000	27.8	Off	N	19.7	18.2	46.0

Test Mode :	Mode 4	Temperature :	20~22°C
Test Engineer :	Kai Chu Chun	Relative Humidity :	45~47%
Test Voltage :	120Vac / 60Hz	Phase :	Line
Function Type :	USB Cable (Charging from Adapter 1) + Battery + Earphone + MP3		
Remark :	All emissions not reported here are more than 10 dB below the prescribed limit.		



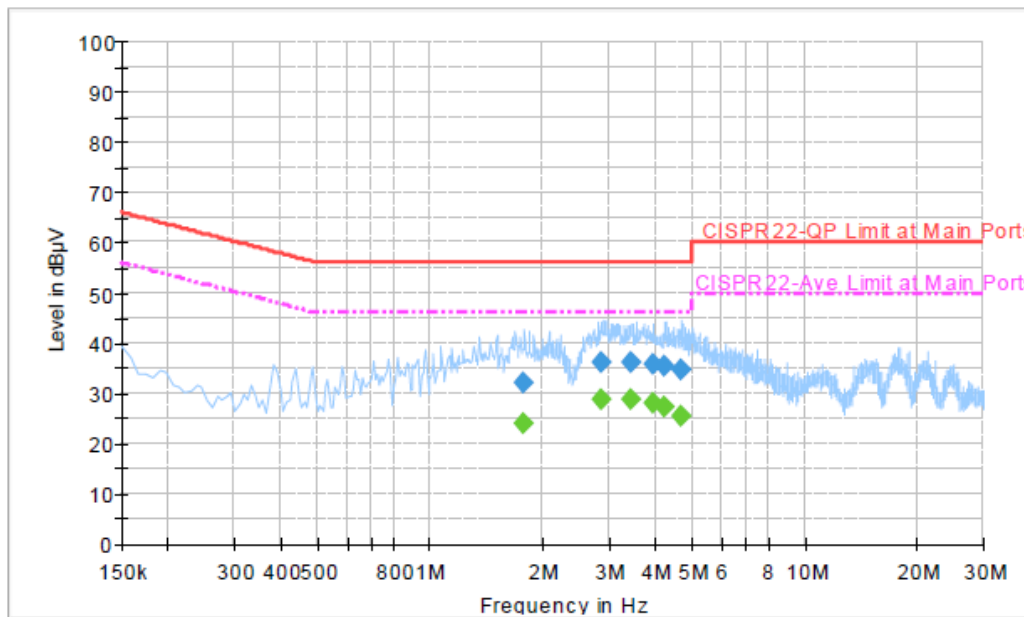
Final Result : Quasi-Peak

Frequency (MHz)	Quasi-Peak (dBµV)	Filter	Line	Corr. (dB)	Margin (dB)	Limit (dBµV)
1.958000	37.1	Off	L1	19.5	18.9	56.0
2.798000	39.1	Off	L1	19.6	16.9	56.0
3.222000	39.5	Off	L1	19.6	16.5	56.0
3.534000	39.4	Off	L1	19.6	16.6	56.0
3.886000	38.3	Off	L1	19.6	17.7	56.0
4.446000	37.9	Off	L1	19.6	18.1	56.0
5.022000	37.3	Off	L1	19.6	22.7	60.0

Final Result : Average

Frequency (MHz)	Average (dBµV)	Filter	Line	Corr. (dB)	Margin (dB)	Limit (dBµV)
1.958000	26.8	Off	L1	19.5	19.2	46.0
2.798000	29.3	Off	L1	19.6	16.7	46.0
3.222000	29.7	Off	L1	19.6	16.3	46.0
3.534000	29.7	Off	L1	19.6	16.3	46.0
3.886000	28.8	Off	L1	19.6	17.2	46.0
4.446000	27.7	Off	L1	19.6	18.3	46.0
5.022000	26.8	Off	L1	19.6	23.2	50.0

Test Mode :	Mode 4	Temperature :	20~22°C
Test Engineer :	Kai Chu Chun	Relative Humidity :	45~47%
Test Voltage :	120Vac / 60Hz	Phase :	Neutral
Function Type :	USB Cable (Charging from Adapter 1) + Battery + Earphone + MP3		
Remark :	All emissions not reported here are more than 10 dB below the prescribed limit.		



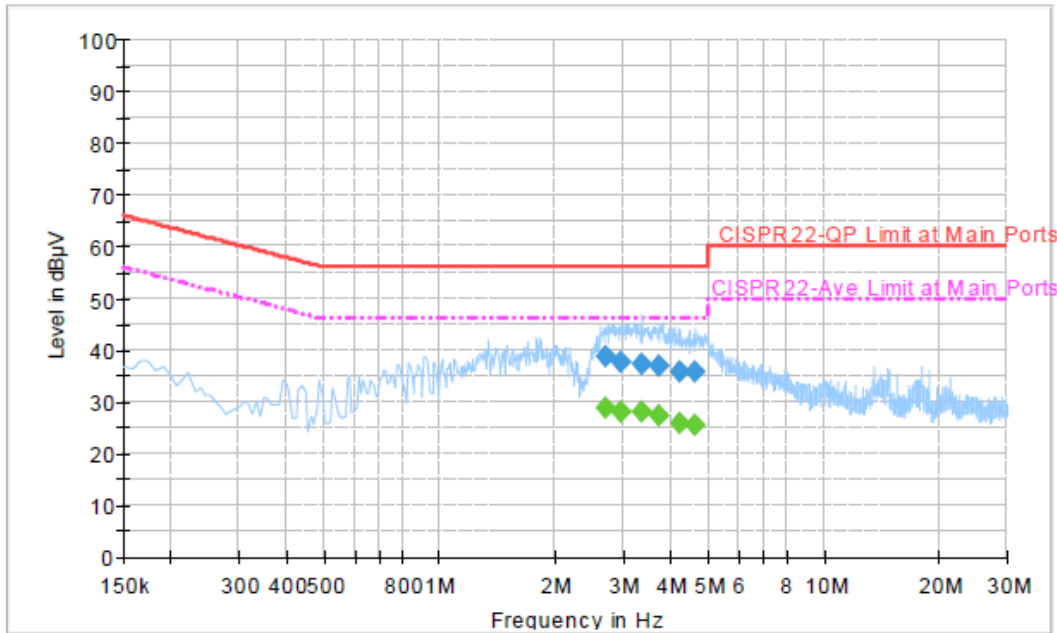
Final Result : Quasi-Peak

Frequency (MHz)	Quasi-Peak (dBµV)	Filter	Line	Corr. (dB)	Margin (dB)	Limit (dBµV)
1.782000	32.2	Off	N	19.5	23.8	56.0
2.854000	36.0	Off	N	19.6	20.0	56.0
3.430000	36.3	Off	N	19.6	19.7	56.0
3.942000	35.7	Off	N	19.6	20.3	56.0
4.214000	35.6	Off	N	19.6	20.4	56.0
4.678000	34.7	Off	N	19.6	21.3	56.0

Final Result : Average

Frequency (MHz)	Average (dBµV)	Filter	Line	Corr. (dB)	Margin (dB)	Limit (dBµV)
1.782000	24.0	Off	N	19.5	22.0	46.0
2.854000	28.6	Off	N	19.6	17.4	46.0
3.430000	28.7	Off	N	19.6	17.3	46.0
3.942000	28.0	Off	N	19.6	18.0	46.0
4.214000	27.1	Off	N	19.6	18.9	46.0
4.678000	25.6	Off	N	19.6	20.4	46.0

Test Mode :	Mode 5	Temperature :	20~22°C
Test Engineer :	Kai Chu Chun	Relative Humidity :	45~47%
Test Voltage :	120Vac / 60Hz	Phase :	Line
Function Type :	USB Cable (Charging from Adapter 1) + Battery + Earphone + FM Rx (87.6MHz)		
Remark :	All emissions not reported here are more than 10 dB below the prescribed limit.		



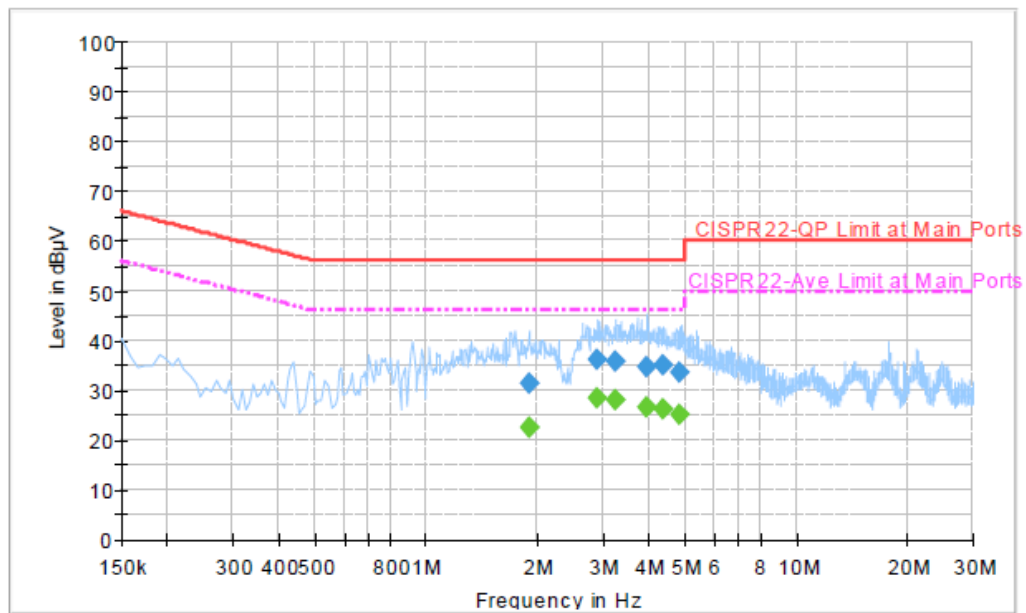
Final Result : Quasi-Peak

Frequency (MHz)	Quasi-Peak (dBµV)	Filter	Line	Corr. (dB)	Margin (dB)	Limit (dBµV)
2.702000	38.9	Off	L1	19.6	17.1	56.0
2.974000	37.8	Off	L1	19.5	18.2	56.0
3.366000	37.4	Off	L1	19.6	18.6	56.0
3.734000	36.7	Off	L1	19.6	19.3	56.0
4.230000	35.8	Off	L1	19.6	20.2	56.0
4.638000	35.9	Off	L1	19.6	20.1	56.0

Final Result : Average

Frequency (MHz)	Average (dBµV)	Filter	Line	Corr. (dB)	Margin (dB)	Limit (dBµV)
2.702000	28.7	Off	L1	19.6	17.3	46.0
2.974000	28.1	Off	L1	19.5	17.9	46.0
3.366000	27.9	Off	L1	19.6	18.1	46.0
3.734000	27.4	Off	L1	19.6	18.6	46.0
4.230000	25.8	Off	L1	19.6	20.2	46.0
4.638000	25.4	Off	L1	19.6	20.6	46.0

Test Mode :	Mode 5	Temperature :	20~22°C
Test Engineer :	Kai Chu Chun	Relative Humidity :	45~47%
Test Voltage :	120Vac / 60Hz	Phase :	Neutral
Function Type :	USB Cable (Charging from Adapter 1) + Battery + Earphone + FM Rx (87.6MHz)		
Remark :	All emissions not reported here are more than 10 dB below the prescribed limit.		



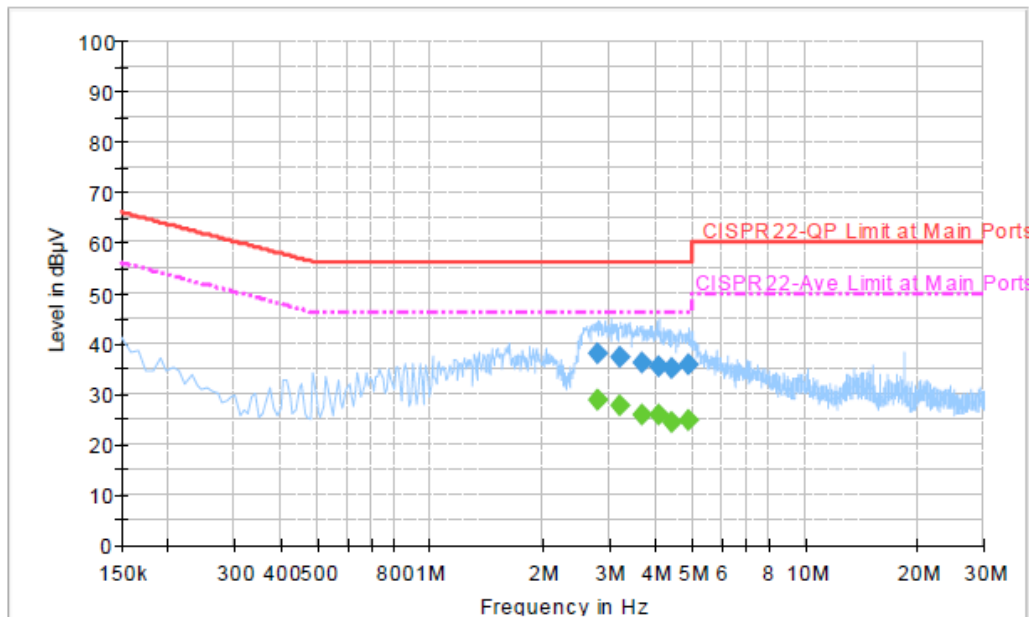
Final Result : Quasi-Peak

Frequency (MHz)	Quasi-Peak (dBµV)	Filter	Line	Corr. (dB)	Margin (dB)	Limit (dBµV)
1.894000	31.2	Off	N	19.6	24.8	56.0
2.910000	36.0	Off	N	19.6	20.0	56.0
3.254000	35.6	Off	N	19.7	20.4	56.0
3.966000	34.8	Off	N	19.6	21.2	56.0
4.374000	35.0	Off	N	19.7	21.0	56.0
4.830000	33.4	Off	N	19.6	22.6	56.0

Final Result : Average

Frequency (MHz)	Average (dBµV)	Filter	Line	Corr. (dB)	Margin (dB)	Limit (dBµV)
1.894000	22.7	Off	N	19.6	23.3	46.0
2.910000	28.3	Off	N	19.6	17.7	46.0
3.254000	27.9	Off	N	19.7	18.1	46.0
3.966000	26.6	Off	N	19.6	19.4	46.0
4.374000	26.3	Off	N	19.7	19.7	46.0
4.830000	25.1	Off	N	19.6	20.9	46.0

Test Mode :	Mode 6	Temperature :	20~22°C
Test Engineer :	Kai Chu Chun	Relative Humidity :	45~47%
Test Voltage :	120Vac / 60Hz	Phase :	Line
Function Type :	USB Cable (Charging from Adapter 1) + Battery + Earphone + FM Rx (98MHz)		
Remark :	All emissions not reported here are more than 10 dB below the prescribed limit.		



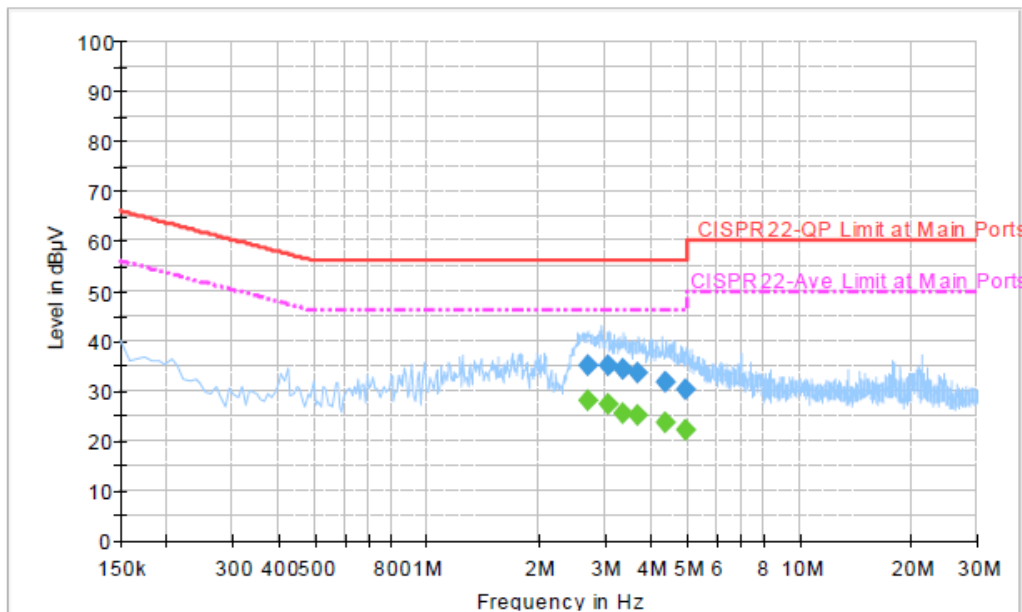
Final Result : Quasi-Peak

Frequency (MHz)	Quasi-Peak (dBµV)	Filter	Line	Corr. (dB)	Margin (dB)	Limit (dBµV)
2.814000	37.9	Off	L1	19.6	18.1	56.0
3.206000	37.3	Off	L1	19.6	18.7	56.0
3.678000	36.0	Off	L1	19.6	20.0	56.0
4.086000	35.4	Off	L1	19.6	20.6	56.0
4.414000	35.2	Off	L1	19.6	20.8	56.0
4.894000	35.7	Off	L1	19.6	20.3	56.0

Final Result : Average

Frequency (MHz)	Average (dBµV)	Filter	Line	Corr. (dB)	Margin (dB)	Limit (dBµV)
2.814000	28.6	Off	L1	19.6	17.4	46.0
3.206000	27.5	Off	L1	19.6	18.5	46.0
3.678000	25.9	Off	L1	19.6	20.1	46.0
4.086000	25.9	Off	L1	19.6	20.1	46.0
4.414000	24.5	Off	L1	19.6	21.5	46.0
4.894000	24.6	Off	L1	19.6	21.4	46.0

Test Mode :	Mode 6	Temperature :	20~22°C
Test Engineer :	Kai Chu Chun	Relative Humidity :	45~47%
Test Voltage :	120Vac / 60Hz	Phase :	Neutral
Function Type :	USB Cable (Charging from Adapter 1) + Battery + Earphone + FM Rx (98MHz)		
Remark :	All emissions not reported here are more than 10 dB below the prescribed limit.		



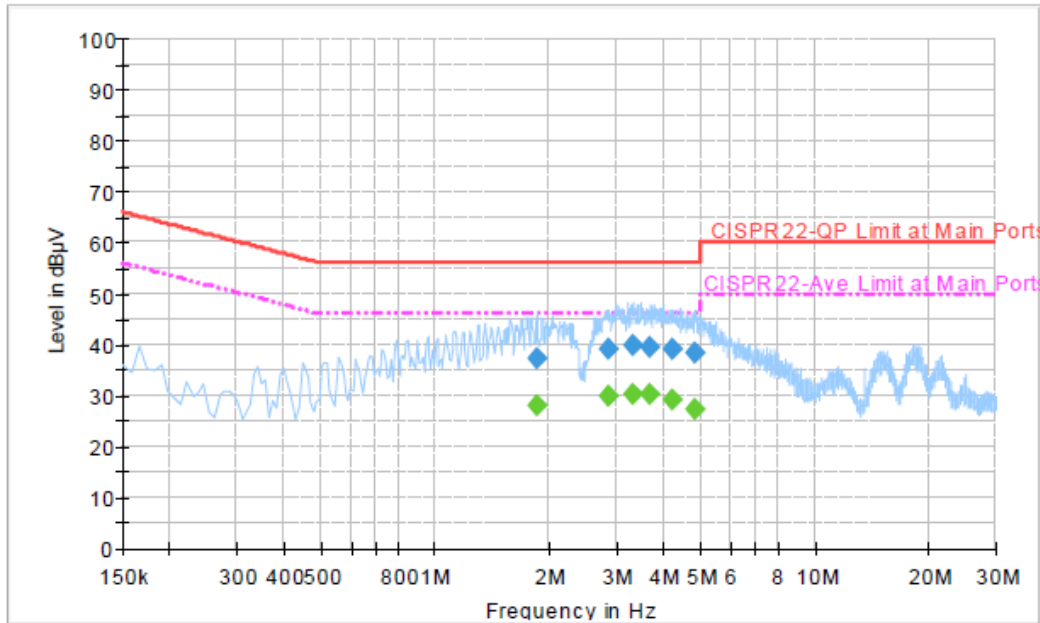
Final Result : Quasi-Peak

Frequency (MHz)	Quasi-Peak (dBµV)	Filter	Line	Corr. (dB)	Margin (dB)	Limit (dBµV)
2.702000	35.2	Off	N	19.6	20.8	56.0
3.062000	35.1	Off	N	19.6	20.9	56.0
3.358000	34.3	Off	N	19.7	21.7	56.0
3.702000	33.8	Off	N	19.6	22.2	56.0
4.398000	31.7	Off	N	19.7	24.3	56.0
4.974000	30.3	Off	N	19.7	25.7	56.0

Final Result : Average

Frequency (MHz)	Average (dBµV)	Filter	Line	Corr. (dB)	Margin (dB)	Limit (dBµV)
2.702000	28.2	Off	N	19.6	17.8	46.0
3.062000	27.3	Off	N	19.6	18.7	46.0
3.358000	25.5	Off	N	19.7	20.5	46.0
3.702000	25.2	Off	N	19.6	20.8	46.0
4.398000	23.6	Off	N	19.7	22.4	46.0
4.974000	22.2	Off	N	19.7	23.8	46.0

Test Mode :	Mode 7	Temperature :	20~22°C
Test Engineer :	Kai Chu Chun	Relative Humidity :	45~47%
Test Voltage :	120Vac / 60Hz	Phase :	Line
Function Type :	USB Cable (Charging from Adapter 1) + Battery + Earphone + FM Rx (107.9MHz)		
Remark :	All emissions not reported here are more than 10 dB below the prescribed limit.		



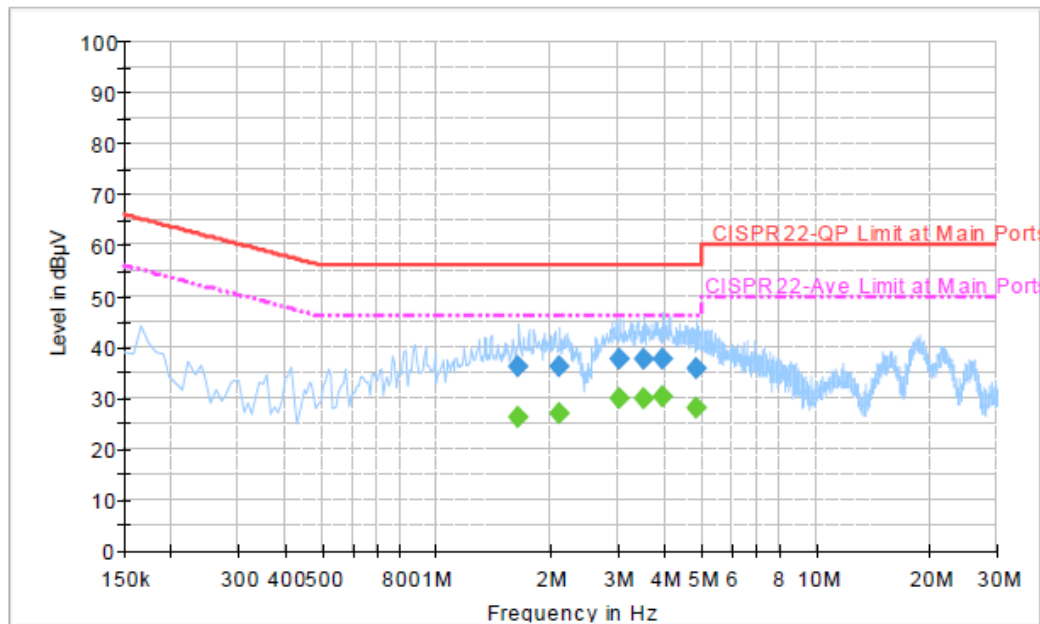
Final Result : Quasi-Peak

Frequency (MHz)	Quasi-Peak (dBµV)	Filter	Line	Corr. (dB)	Margin (dB)	Limit (dBµV)
1.854000	37.1	Off	L1	19.5	18.9	56.0
2.854000	39.2	Off	L1	19.6	16.8	56.0
3.310000	39.8	Off	L1	19.6	16.2	56.0
3.678000	39.4	Off	L1	19.6	16.6	56.0
4.222000	38.9	Off	L1	19.6	17.1	56.0
4.870000	38.4	Off	L1	19.6	17.6	56.0

Final Result : Average

Frequency (MHz)	Average (dBµV)	Filter	Line	Corr. (dB)	Margin (dB)	Limit (dBµV)
1.854000	28.1	Off	L1	19.5	17.9	46.0
2.854000	29.8	Off	L1	19.6	16.2	46.0
3.310000	30.4	Off	L1	19.6	15.6	46.0
3.678000	30.2	Off	L1	19.6	15.8	46.0
4.222000	29.3	Off	L1	19.6	16.7	46.0
4.870000	27.5	Off	L1	19.6	18.5	46.0

Test Mode :	Mode 7	Temperature :	20~22°C
Test Engineer :	Kai Chu Chun	Relative Humidity :	45~47%
Test Voltage :	120Vac / 60Hz	Phase :	Neutral
Function Type :	USB Cable (Charging from Adapter 1) + Battery + Earphone + FM Rx (107.9MHz)		
Remark :	All emissions not reported here are more than 10 dB below the prescribed limit.		



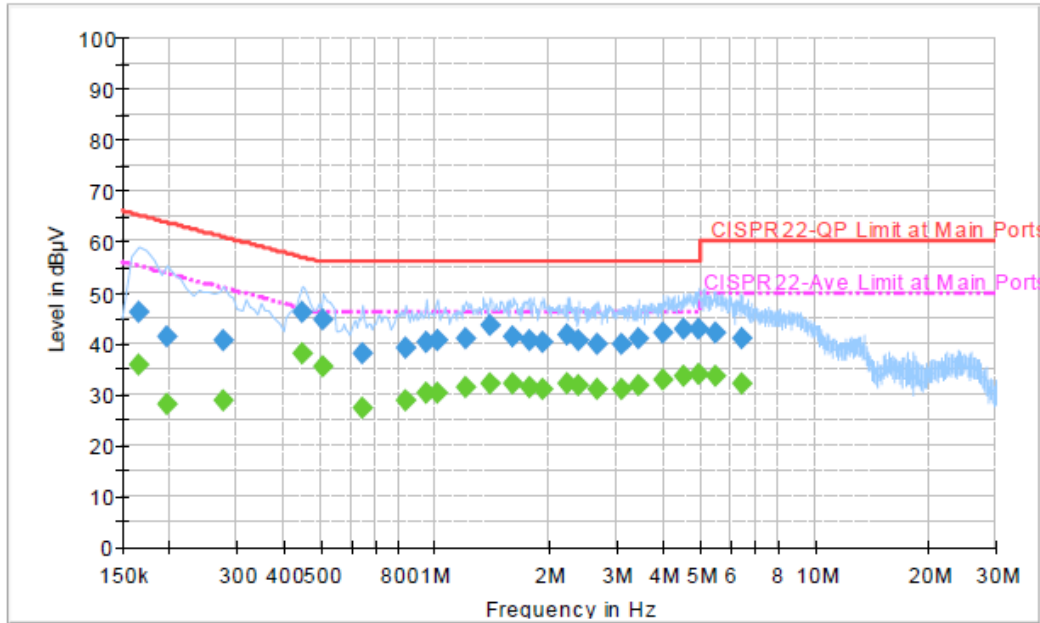
Final Result : Quasi-Peak

Frequency (MHz)	Quasi-Peak (dBµV)	Filter	Line	Corr. (dB)	Margin (dB)	Limit (dBµV)
1.646000	36.2	Off	N	19.5	19.8	56.0
2.110000	36.0	Off	N	19.6	20.0	56.0
3.046000	37.6	Off	N	19.6	18.4	56.0
3.526000	37.6	Off	N	19.6	18.4	56.0
3.958000	37.8	Off	N	19.6	18.2	56.0
4.830000	35.9	Off	N	19.6	20.1	56.0

Final Result : Average

Frequency (MHz)	Average (dBµV)	Filter	Line	Corr. (dB)	Margin (dB)	Limit (dBµV)
1.646000	26.1	Off	N	19.5	19.9	46.0
2.110000	27.1	Off	N	19.6	18.9	46.0
3.046000	30.0	Off	N	19.6	16.0	46.0
3.526000	30.0	Off	N	19.6	16.0	46.0
3.958000	30.1	Off	N	19.6	15.9	46.0
4.830000	28.1	Off	N	19.6	17.9	46.0

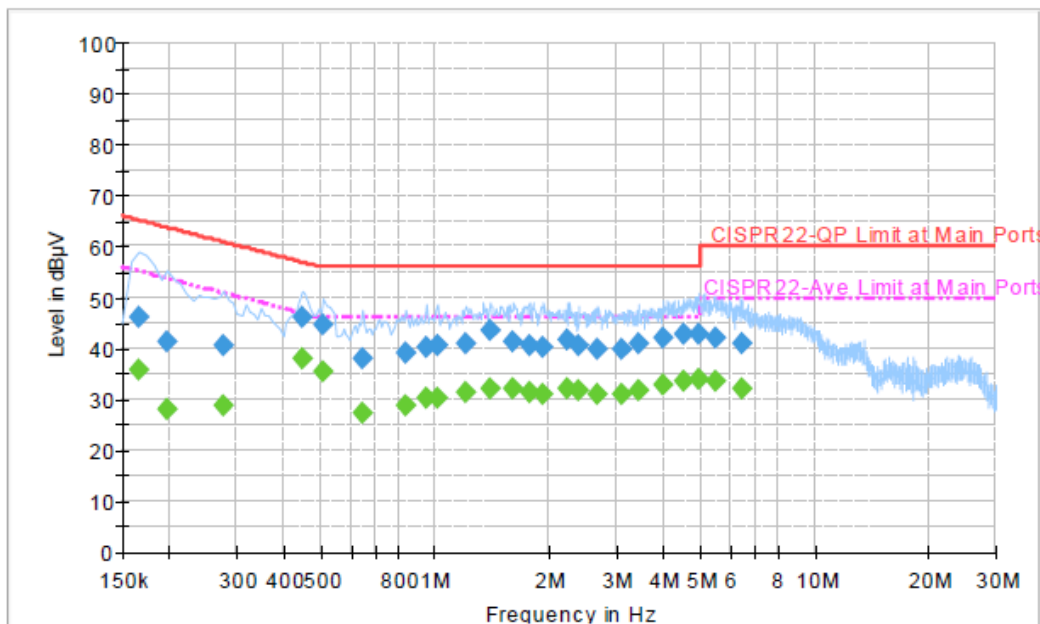
Test Mode :	Mode 8	Temperature :	20~22°C
Test Engineer :	Kai Chu Chun	Relative Humidity :	45~47%
Test Voltage :	120Vac / 60Hz	Phase :	Line
Function Type :	USB Cable (Charging from Adapter 2) + Battery + Earphone + Play Recording		
Remark :	All emissions not reported here are more than 10 dB below the prescribed limit.		



Final Result : Quasi-Peak

Frequency (MHz)	Quasi-Peak (dBµV)	Filter	Line	Corr. (dB)	Margin (dB)	Limit (dBµV)
0.166000	46.2	Off	L1	19.4	19.0	65.2
0.198000	41.5	Off	L1	19.3	22.2	63.7
0.278000	40.6	Off	L1	19.3	20.3	60.9
0.446000	46.0	Off	L1	19.3	10.9	56.9
0.510000	44.6	Off	L1	19.4	11.4	56.0
0.646000	38.1	Off	L1	19.4	17.9	56.0
0.838000	39.1	Off	L1	19.5	16.9	56.0
0.950000	40.1	Off	L1	19.4	15.9	56.0
1.022000	40.5	Off	L1	19.4	15.5	56.0
1.206000	41.1	Off	L1	19.5	14.9	56.0
1.398000	43.5	Off	L1	19.5	12.5	56.0
1.606000	41.5	Off	L1	19.4	14.5	56.0
1.774000	40.7	Off	L1	19.5	15.3	56.0
1.934000	40.3	Off	L1	19.5	15.7	56.0

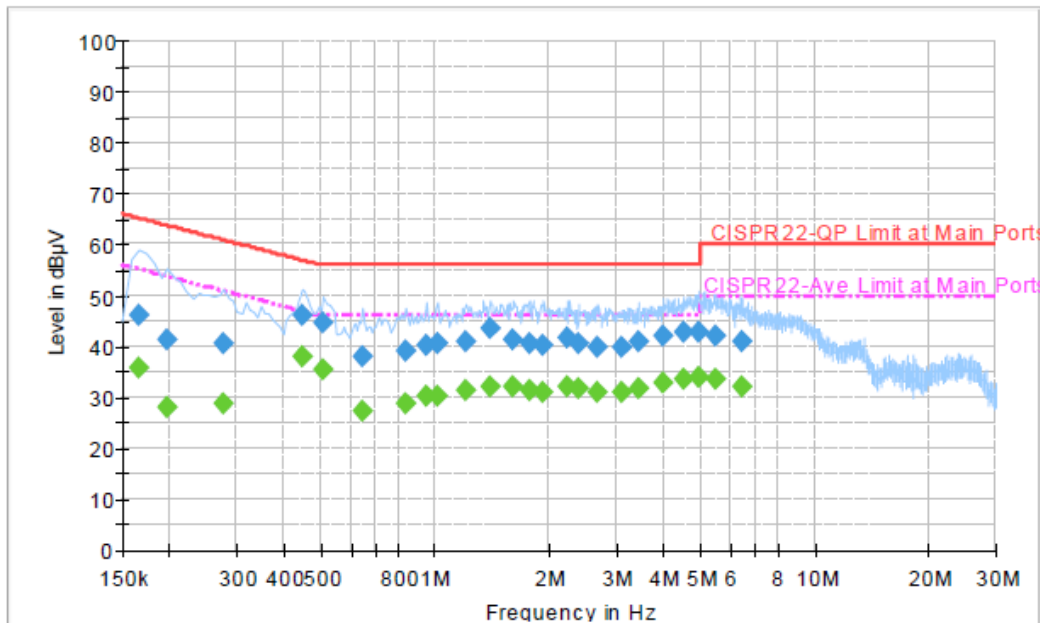
Test Mode :	Mode 8	Temperature :	20~22°C
Test Engineer :	Kai Chu Chun	Relative Humidity :	45~47%
Test Voltage :	120Vac / 60Hz	Phase :	Line
Function Type :	USB Cable (Charging from Adapter 2) + Battery + Earphone + Play Recording		
Remark :	All emissions not reported here are more than 10 dB below the prescribed limit.		



Final Result : Quasi-Peak

Frequency (MHz)	Quasi-Peak (dBµV)	Filter	Line	Corr. (dB)	Margin (dB)	Limit (dBµV)
2.238000	41.6	Off	L1	19.5	14.4	56.0
2.390000	40.7	Off	L1	19.6	15.3	56.0
2.694000	40.0	Off	L1	19.6	16.0	56.0
3.094000	39.8	Off	L1	19.6	16.2	56.0
3.438000	40.8	Off	L1	19.6	15.2	56.0
3.990000	41.9	Off	L1	19.6	14.1	56.0
4.502000	42.7	Off	L1	19.6	13.3	56.0
4.958000	42.8	Off	L1	19.7	13.2	56.0
5.486000	42.2	Off	L1	19.6	17.8	60.0
6.438000	40.8	Off	L1	19.6	19.2	60.0

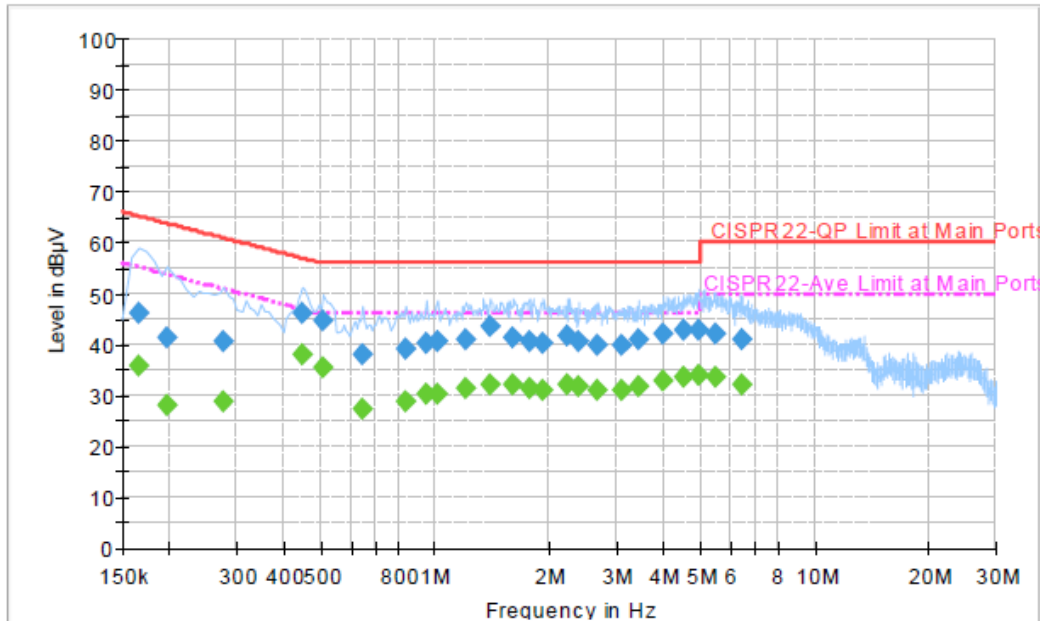
Test Mode :	Mode 8	Temperature :	20~22°C
Test Engineer :	Kai Chu Chun	Relative Humidity :	45~47%
Test Voltage :	120Vac / 60Hz	Phase :	Line
Function Type :	USB Cable (Charging from Adapter 2) + Battery + Earphone + Play Recording		
Remark :	All emissions not reported here are more than 10 dB below the prescribed limit.		



Final Result : Average

Frequency (MHz)	Average (dBµV)	Filter	Line	Corr. (dB)	Margin (dB)	Limit (dBµV)
0.166000	35.8	Off	L1	19.4	19.4	55.2
0.198000	27.9	Off	L1	19.3	25.8	53.7
0.278000	28.9	Off	L1	19.3	22.0	50.9
0.446000	38.1	Off	L1	19.3	8.8	46.9
0.510000	35.5	Off	L1	19.4	10.5	46.0
0.646000	27.4	Off	L1	19.4	18.6	46.0
0.838000	28.8	Off	L1	19.5	17.2	46.0
0.950000	30.2	Off	L1	19.4	15.8	46.0
1.022000	30.3	Off	L1	19.4	15.7	46.0
1.206000	31.5	Off	L1	19.5	14.5	46.0
1.398000	32.2	Off	L1	19.5	13.8	46.0
1.606000	32.2	Off	L1	19.4	13.8	46.0
1.774000	31.5	Off	L1	19.5	14.5	46.0
1.934000	30.8	Off	L1	19.5	15.2	46.0

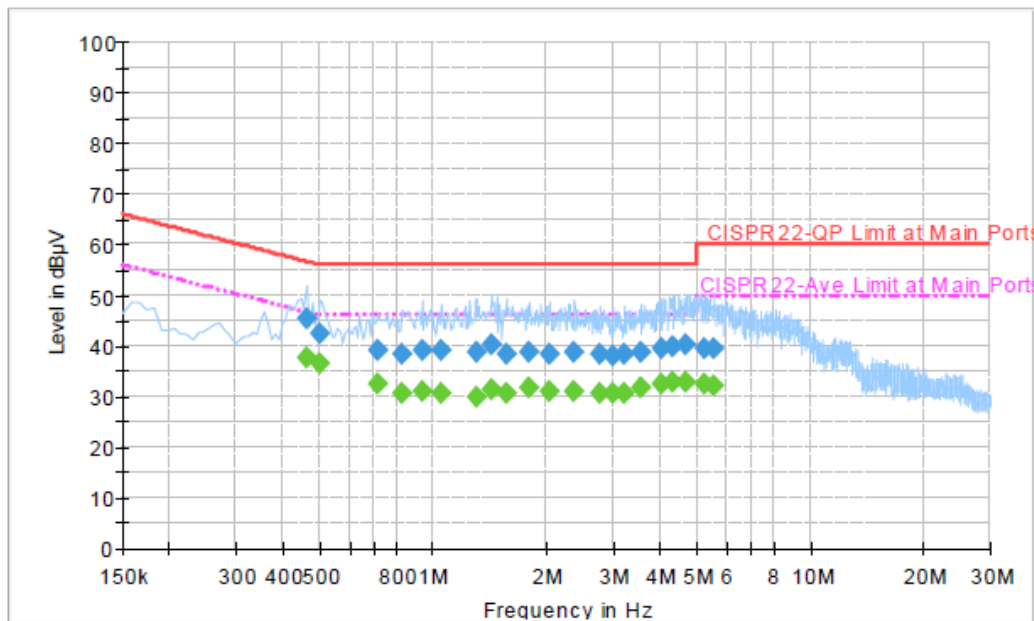
Test Mode :	Mode 8	Temperature :	20~22°C
Test Engineer :	Kai Chu Chun	Relative Humidity :	45~47%
Test Voltage :	120Vac / 60Hz	Phase :	Line
Function Type :	USB Cable (Charging from Adapter 2) + Battery + Earphone + Play Recording		
Remark :	All emissions not reported here are more than 10 dB below the prescribed limit.		



Final Result : Average

Frequency (MHz)	Average (dBµV)	Filter	Line	Corr. (dB)	Margin (dB)	Limit (dBµV)
2.238000	32.0	Off	L1	19.5	14.0	46.0
2.390000	31.6	Off	L1	19.6	14.4	46.0
2.694000	30.8	Off	L1	19.6	15.2	46.0
3.094000	30.8	Off	L1	19.6	15.2	46.0
3.438000	31.7	Off	L1	19.6	14.3	46.0
3.990000	33.0	Off	L1	19.6	13.0	46.0
4.502000	33.7	Off	L1	19.6	12.3	46.0
4.958000	33.8	Off	L1	19.7	12.2	46.0
5.486000	33.6	Off	L1	19.6	16.4	50.0
6.438000	32.2	Off	L1	19.6	17.8	50.0

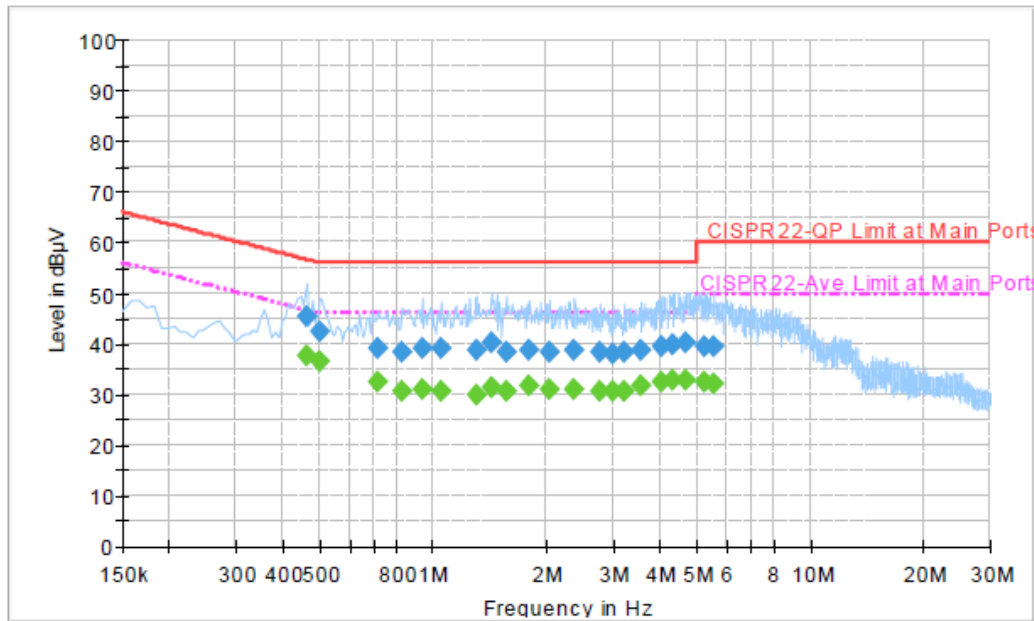
Test Mode :	Mode 8	Temperature :	20~22°C
Test Engineer :	Kai Chu Chun	Relative Humidity :	45~47%
Test Voltage :	120Vac / 60Hz	Phase :	Neutral
Function Type :	USB Cable (Charging from Adapter 2) + Battery + Earphone + Play Recording		
Remark :	All emissions not reported here are more than 10 dB below the prescribed limit.		



Final Result : Quasi-Peak

Frequency (MHz)	Quasi-Peak (dBµV)	Filter	Line	Corr. (dB)	Margin (dB)	Limit (dBµV)
0.462000	45.4	Off	N	19.3	11.3	56.7
0.502000	42.6	Off	N	19.4	13.4	56.0
0.718000	39.0	Off	N	19.5	17.0	56.0
0.830000	38.5	Off	N	19.5	17.5	56.0
0.934000	39.2	Off	N	19.4	16.8	56.0
1.054000	39.0	Off	N	19.4	17.0	56.0
1.302000	38.6	Off	N	19.5	17.4	56.0
1.430000	40.3	Off	N	19.5	15.7	56.0
1.566000	38.5	Off	N	19.4	17.5	56.0
1.806000	38.9	Off	N	19.5	17.1	56.0
2.038000	38.5	Off	N	19.6	17.5	56.0
2.374000	38.6	Off	N	19.7	17.4	56.0
2.774000	38.4	Off	N	19.6	17.6	56.0

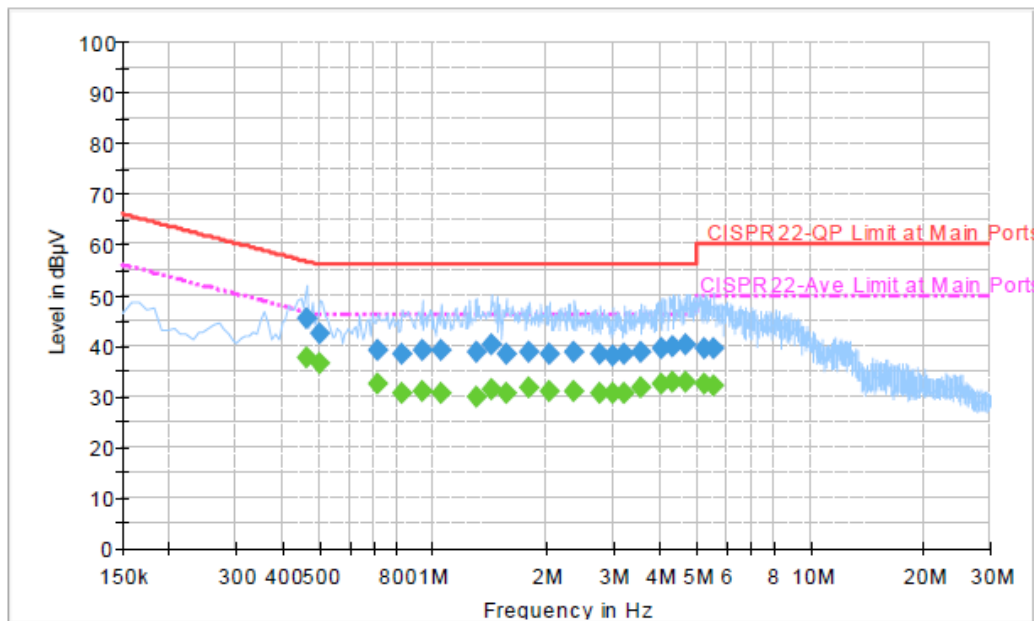
Test Mode :	Mode 8	Temperature :	20~22°C
Test Engineer :	Kai Chu Chun	Relative Humidity :	45~47%
Test Voltage :	120Vac / 60Hz	Phase :	Neutral
Function Type :	USB Cable (Charging from Adapter 2) + Battery + Earphone + Play Recording		
Remark :	All emissions not reported here are more than 10 dB below the prescribed limit.		



Final Result : Quasi-Peak

Frequency (MHz)	Quasi-Peak (dBµV)	Filter	Line	Corr. (dB)	Margin (dB)	Limit (dBµV)
3.006000	38.1	Off	N	19.6	17.9	56.0
3.214000	38.2	Off	N	19.6	17.8	56.0
3.582000	38.8	Off	N	19.6	17.2	56.0
4.038000	39.6	Off	N	19.6	16.4	56.0
4.342000	40.0	Off	N	19.6	16.0	56.0
4.678000	40.2	Off	N	19.6	15.8	56.0
5.262000	39.4	Off	N	19.5	20.6	60.0
5.566000	39.3	Off	N	19.7	20.7	60.0

Test Mode :	Mode 8	Temperature :	20~22°C
Test Engineer :	Kai Chu Chun	Relative Humidity :	45~47%
Test Voltage :	120Vac / 60Hz	Phase :	Neutral
Function Type :	USB Cable (Charging from Adapter 2) + Battery + Earphone + Play Recording		
Remark :	All emissions not reported here are more than 10 dB below the prescribed limit.		

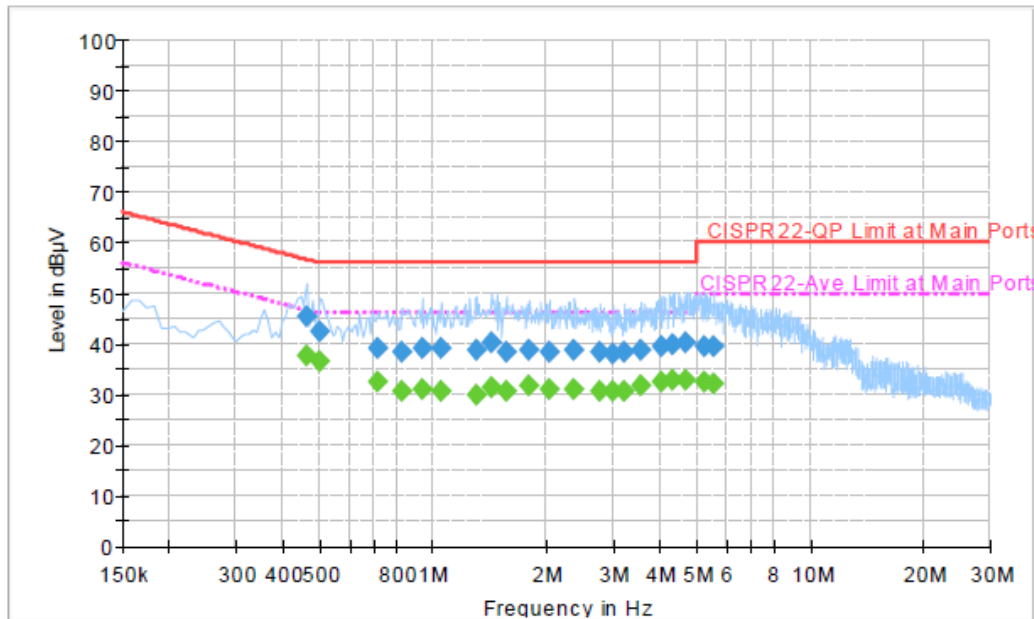


Final Result : Average

Frequency (MHz)	Average (dBµV)	Filter	Line	Corr. (dB)	Margin (dB)	Limit (dBµV)
0.462000	37.6	Off	N	19.3	9.1	46.7
0.502000	36.5	Off	N	19.4	9.5	46.0
0.718000	32.4	Off	N	19.5	13.6	46.0
0.830000	30.8	Off	N	19.5	15.2	46.0
0.934000	31.0	Off	N	19.4	15.0	46.0
1.054000	30.5	Off	N	19.4	15.5	46.0
1.302000	29.9	Off	N	19.5	16.1	46.0
1.430000	31.3	Off	N	19.5	14.7	46.0
1.566000	30.6	Off	N	19.4	15.4	46.0
1.806000	31.6	Off	N	19.5	14.4	46.0
2.038000	31.0	Off	N	19.6	15.0	46.0
2.374000	30.8	Off	N	19.7	15.2	46.0
2.774000	30.6	Off	N	19.6	15.4	46.0



Test Mode :	Mode 8	Temperature :	20~22°C
Test Engineer :	Kai Chu Chun	Relative Humidity :	45~47%
Test Voltage :	120Vac / 60Hz	Phase :	Neutral
Function Type :	USB Cable (Charging from Adapter 2) + Battery + Earphone + Play Recording		
Remark :	All emissions not reported here are more than 10 dB below the prescribed limit.		



Final Result : Average

Frequency (MHz)	Average (dBµV)	Filter	Line	Corr. (dB)	Margin (dB)	Limit (dBµV)
3.006000	30.7	Off	N	19.6	15.3	46.0
3.214000	30.8	Off	N	19.6	15.2	46.0
3.582000	31.7	Off	N	19.6	14.3	46.0
4.038000	32.5	Off	N	19.6	13.5	46.0
4.342000	32.8	Off	N	19.6	13.2	46.0
4.678000	32.9	Off	N	19.6	13.1	46.0
5.262000	32.4	Off	N	19.5	17.6	50.0
5.566000	32.2	Off	N	19.7	17.8	50.0

3.2. Test of Radiated Emission Measurement

3.2.1. Limit of Radiated Emission

The emissions from an unintentional radiator shall not exceed the field strength levels specified in the following table:

Frequency (MHz)	Field Strength (microvolts/meter)	Measurement Distance (meters)
30 – 88	100	3
88 – 216	150	3
216 - 960	200	3
Above 960	500	3

3.2.2. Measuring Instruments

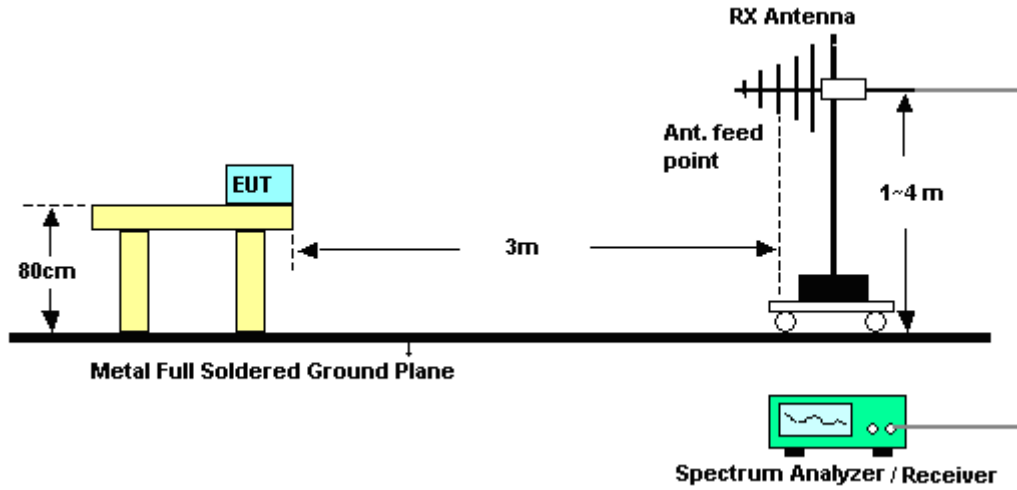
See list of measuring instruments of this test report.

3.2.3. Test Procedures

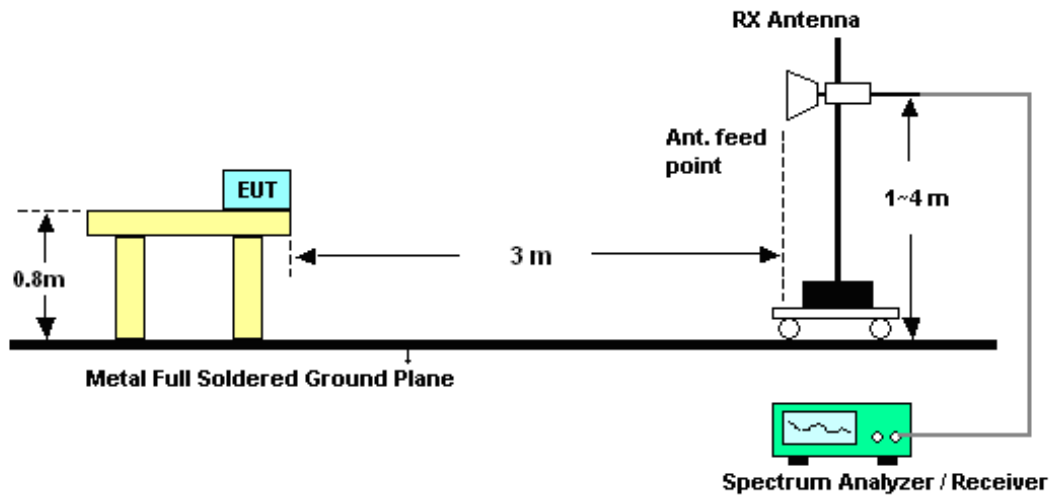
1. The EUT was placed on a turntable with 0.8 meter above ground.
2. The EUT was set 3 meters from the interference receiving antenna, which was mounted on the top of a variable height antenna tower.
3. The table was rotated 360 degrees to determine the position of the highest radiation.
4. The antenna is a Bi-Log antenna and its height is adjusted between one to four meters above ground to find the maximum value of the field strength for both horizontal polarization and vertical polarization of the antenna.
5. For each suspected emission, the EUT was arranged to its worst case and then tune the antenna tower (from 1 m to 4 m) and turntable (from 0 degree to 360 degrees) to find the maximum reading.
6. Set the test-receiver system to Peak Detect Function and specified bandwidth with Maximum Hold Mode.
7. If the emission level of the EUT in peak mode was 3 dB lower than the limit specified, peak values of EUT will be reported. Otherwise, the emission will be repeated by using the quasi-peak method and reported.
8. Emission level (dBuV/m) = 20 log Emission level (uV/m)
9. Corrected Reading: Antenna Factor + Cable Loss + Read Level - Preamp Factor = Level

3.2.4. Test Setup of Radiated Emission

For radiated emissions from 30MHz to 1GHz



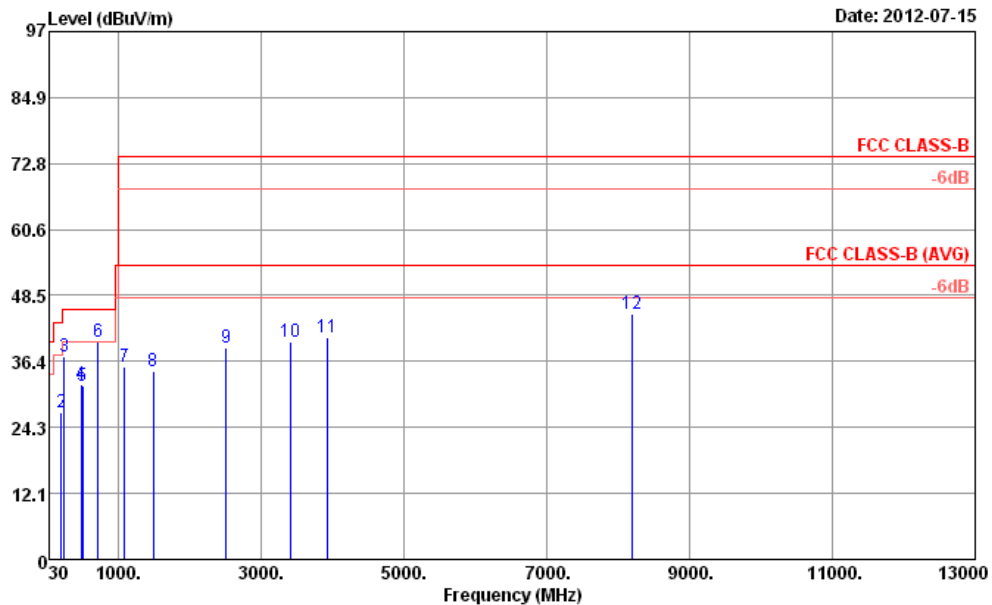
For radiated emissions above 1GHz





3.2.5. Test Result of Radiated Emission

Test Mode :	Mode 1	Temperature :	21~23°C
Test Engineer :	Wii Chang / Elvis Chen	Relative Humidity :	41~42%
Test Distance :	3m	Polarization :	Horizontal
Function Type :	USB Cable (Data Link with Notebook) + Battery + Earphone		

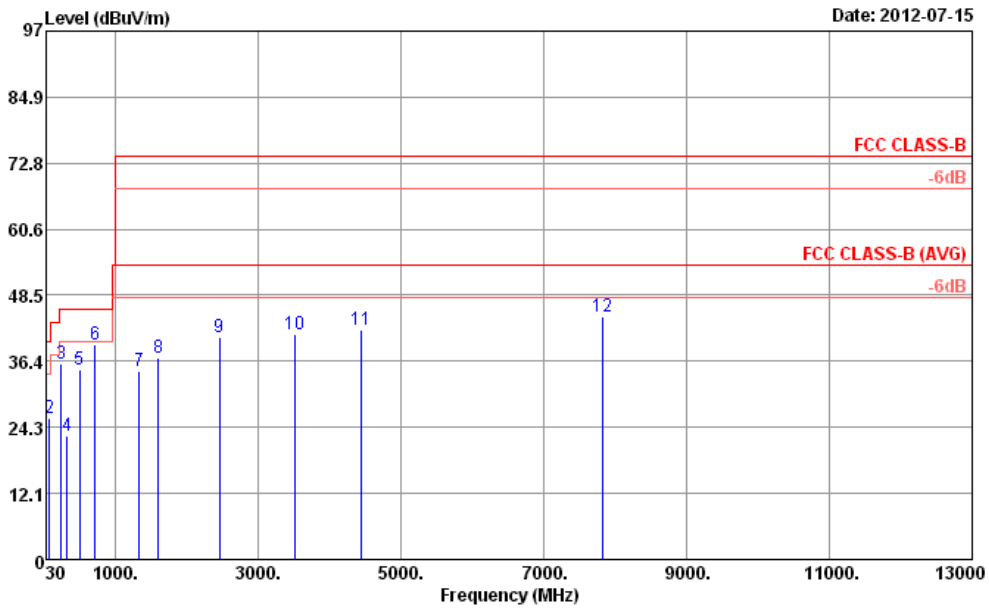


Site : 03CH05-HY
 Condition : FCC CLASS-B 3m HF_ANT_110810 HORIZONTAL
 Power : From System
 Project : 12-3-092
 Mode : Mode 1

	Freq	Level	Over Limit	Limit Line	ReadAntenna	Cable	Preamp	A/Pos	T/Pos	Remark	
	MHz	dBuV/m	dB	dBuV/m	dBuV	dB/m	dB	dB	cm	deg	
1	34.86	22.29	-17.71	40.00	36.78	16.40	0.74	31.63	---	---	Peak
2	201.72	27.10	-16.40	43.50	47.64	9.12	1.47	31.13	---	---	Peak
3	240.06	37.27	-8.73	46.00	55.09	11.51	1.62	30.95	---	---	Peak
4	479.90	32.09	-13.91	46.00	42.90	17.70	2.19	30.70	---	---	Peak
5	495.30	31.98	-14.02	46.00	42.36	18.01	2.22	30.61	---	---	Peak
6	720.00	40.00	-6.00	46.00	45.91	21.60	2.69	30.20	100	34	Peak
7	1090.00	35.39	-38.61	74.00	63.35	27.70	3.02	58.68	---	---	Peak
8	1492.00	34.61	-39.39	74.00	61.57	28.20	3.52	58.68	---	---	Peak
9	2506.00	38.92	-35.08	74.00	60.16	32.12	4.68	58.04	---	---	Peak
10	3412.00	39.98	-34.02	74.00	60.47	32.72	5.65	58.86	---	---	Peak
11	3928.00	40.87	-33.13	74.00	61.52	33.22	5.93	59.80	---	---	Peak
12	8204.00	45.16	-28.84	74.00	57.94	35.74	9.07	57.59	100	0	Peak



Test Mode :	Mode 1	Temperature :	21~23°C
Test Engineer :	Wii Chang / Elvis Chen	Relative Humidity :	41~42%
Test Distance :	3m	Polarization :	Vertical
Function Type :	USB Cable (Data Link with Notebook) + Battery + Earphone		

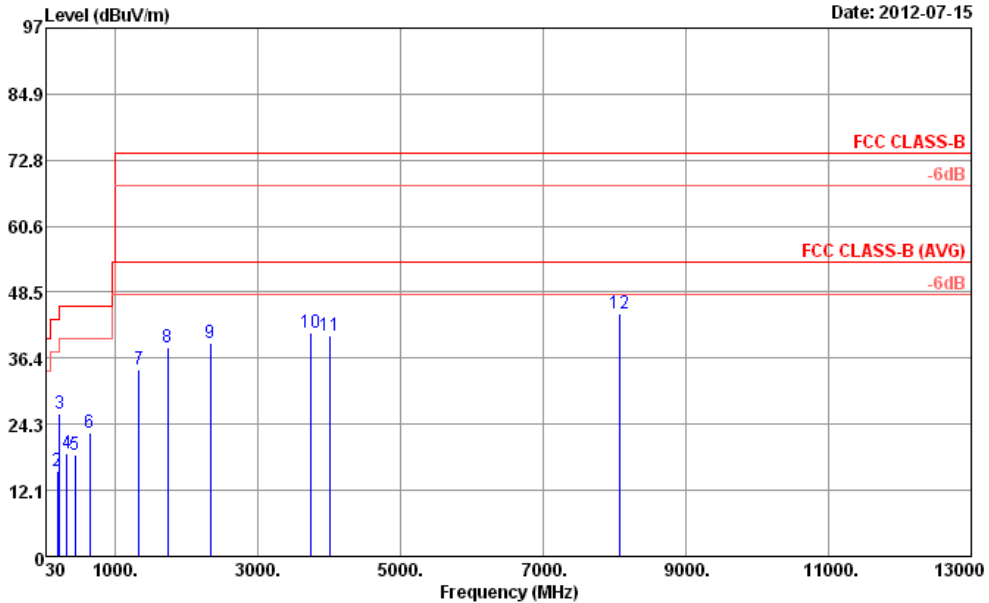


Site : 03CH05-HY
 Condition : FCC CLASS-B 3m HF_ANT_110810 VERTICAL
 Power : From System
 Project : 12-3-092
 Mode : Mode 1

	Freq	Level	Over Limit	Limit Line	Read Level	Antenna Factor	Cable Loss	Preamp Factor	A/Pos	T/Pos	Remark
	MHz	dBuV/m	dB	dBuV/m	dBuV	dB/m	dB	dB	cm	deg	
1	32.97	28.04	-11.96	40.00	41.19	17.76	0.72	31.63	---	---	Peak
2	73.47	26.02	-13.98	40.00	49.87	6.62	0.95	31.42	---	---	Peak
3	240.06	35.90	-10.10	46.00	53.72	11.51	1.62	30.95	---	---	Peak
4	328.70	22.74	-23.26	46.00	38.12	13.77	1.85	31.00	---	---	Peak
5	500.20	34.93	-11.07	46.00	45.18	18.10	2.23	30.58	---	---	Peak
6	720.00	39.46	-6.54	46.00	45.37	21.60	2.69	30.20	102	31	Peak
7	1330.00	34.58	-39.42	74.00	61.94	27.99	3.33	58.68	---	---	Peak
8	1598.00	36.96	-37.04	74.00	62.95	28.90	3.70	58.59	---	---	Peak
9	2460.00	40.90	-33.10	74.00	62.25	32.07	4.62	58.04	---	---	Peak
10	3506.00	41.45	-32.55	74.00	62.02	32.70	5.69	58.96	---	---	Peak
11	4434.00	42.12	-31.88	74.00	61.87	33.82	6.32	59.89	---	---	Peak
12	7832.00	44.51	-29.49	74.00	58.16	35.67	8.83	58.15	100	0	Peak



Test Mode :	Mode 2	Temperature :	21~23°C
Test Engineer :	Wii Chang / Elvis Chen	Relative Humidity :	41~42%
Test Distance :	3m	Polarization :	Horizontal
Function Type :	USB Cable (Charging from Adapter 2) + Battery + Earphone + Camera (Recording)		

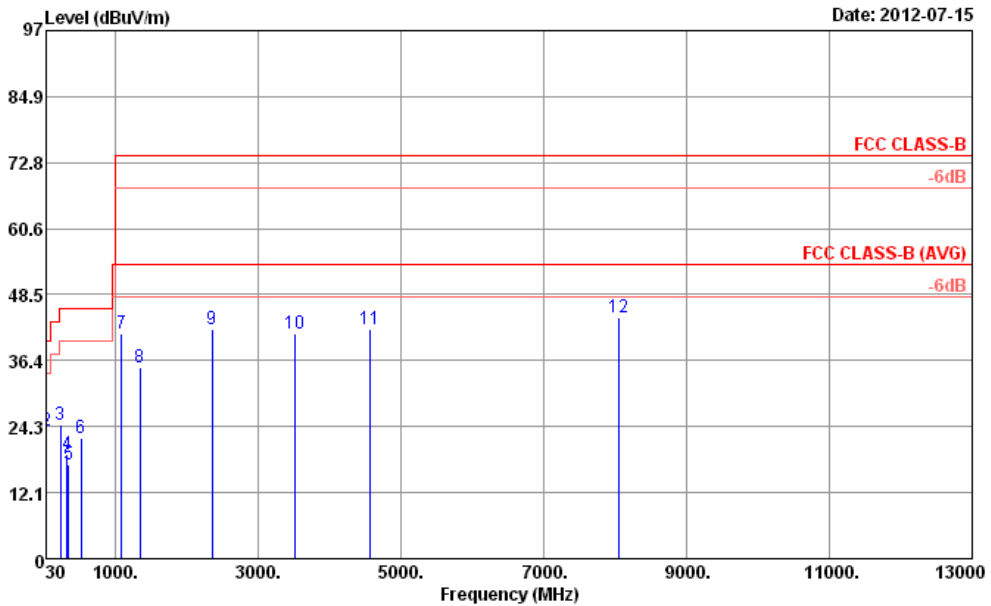


Site : 03CH05-HY
 Condition : FCC CLASS-B 3m HF_ANT_110810 HORIZONTAL
 Power : 120Vac/60Hz
 Project : 12-3-092
 Mode : Mode 2

	Freq	Level	Over Limit	Limit Line	ReadAntenna Level	Antenna Factor	Cable Loss	Preamp Factor	A/Pos	T/Pos	Remark
	MHz	dBuV/m	dB	dBuV/m	dBuV	dB/m	dB	dB	cm	deg	
1	32.97	22.88	-17.12	40.00	36.03	17.76	0.72	31.63	100	55	Peak
2	189.84	15.54	-27.96	43.50	36.51	8.70	1.44	31.11	---	---	Peak
3	222.78	26.25	-19.75	46.00	46.07	9.57	1.55	30.94	---	---	Peak
4	318.90	18.94	-27.06	46.00	34.53	13.48	1.83	30.90	---	---	Peak
5	439.30	18.51	-27.49	46.00	30.49	16.88	2.11	30.97	---	---	Peak
6	638.80	22.80	-23.20	46.00	29.82	20.60	2.55	30.17	---	---	Peak
7	1336.00	34.44	-39.56	74.00	61.78	28.01	3.33	58.68	---	---	Peak
8	1734.00	38.28	-35.72	74.00	62.99	29.83	3.93	58.47	---	---	Peak
9	2336.00	39.17	-34.83	74.00	60.73	31.98	4.55	58.09	---	---	Peak
10	3738.00	41.19	-32.81	74.00	61.81	32.99	5.82	59.43	---	---	Peak
11	4016.00	40.66	-33.34	74.00	61.28	33.32	5.99	59.93	---	---	Peak
12	8072.00	44.48	-29.52	74.00	57.73	35.71	8.95	57.91	100	0	Peak



Test Mode :	Mode 2	Temperature :	21~23°C
Test Engineer :	Wii Chang / Elvis Chen	Relative Humidity :	41~42%
Test Distance :	3m	Polarization :	Vertical
Function Type :	USB Cable (Charging from Adapter 2) + Battery + Earphone + Camera (Recording)		

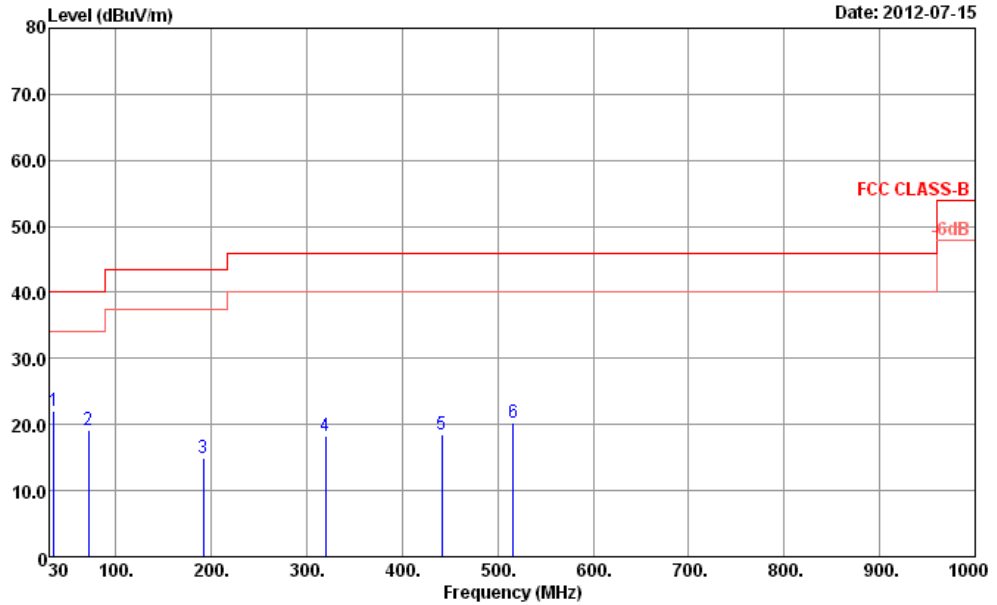


Site : 03CH05-HY
 Condition : FCC CLASS-B 3m HF_ANT_110810 VERTICAL
 Power : 120Vac/60Hz
 Project : 12-3-092
 Mode : Mode 2

	Freq	Level	Over Limit	Limit Line	ReadAntenna Level	Antenna Factor	Cable Loss	Preamp Factor	A/Pos	T/Pos	Remark
	MHz	dBuV/m	dB	dBuV/m	dBuV	dB/m	dB	dB	cm	deg	
1	34.86	27.34	-12.66	40.00	41.83	16.40	0.74	31.63	100	39	Peak
2	39.99	23.62	-16.38	40.00	41.16	13.30	0.75	31.59	---	---	Peak
3	227.91	24.55	-21.45	46.00	43.89	10.02	1.57	30.93	---	---	Peak
4	319.60	19.18	-26.82	46.00	34.75	13.50	1.83	30.90	---	---	Peak
5	344.10	17.34	-28.66	46.00	32.31	14.26	1.89	31.12	---	---	Peak
6	516.30	22.10	-23.90	46.00	32.32	18.26	2.26	30.74	---	---	Peak
7	1088.00	41.44	-32.56	74.00	69.40	27.70	3.02	58.68	---	---	Peak
8	1348.00	35.00	-39.00	74.00	62.34	28.01	3.33	58.68	---	---	Peak
9	2354.00	42.15	-31.85	74.00	63.70	31.99	4.55	58.09	---	---	Peak
10	3506.00	41.45	-32.55	74.00	62.02	32.70	5.69	58.96	---	---	Peak
11	4568.00	42.26	-31.74	74.00	61.66	33.89	6.41	59.70	---	---	Peak
12	8050.00	44.44	-29.56	74.00	57.76	35.71	8.92	57.95	100	0	Peak



Test Mode :	Mode 3	Temperature :	21~23°C
Test Engineer :	Wii Chang / Elvis Chen	Relative Humidity :	41~42%
Test Distance :	3m	Polarization :	Horizontal
Function Type :	USB Cable (Charging from Adapter 2) + Battery + Earphone + Camera (Play Recording)		

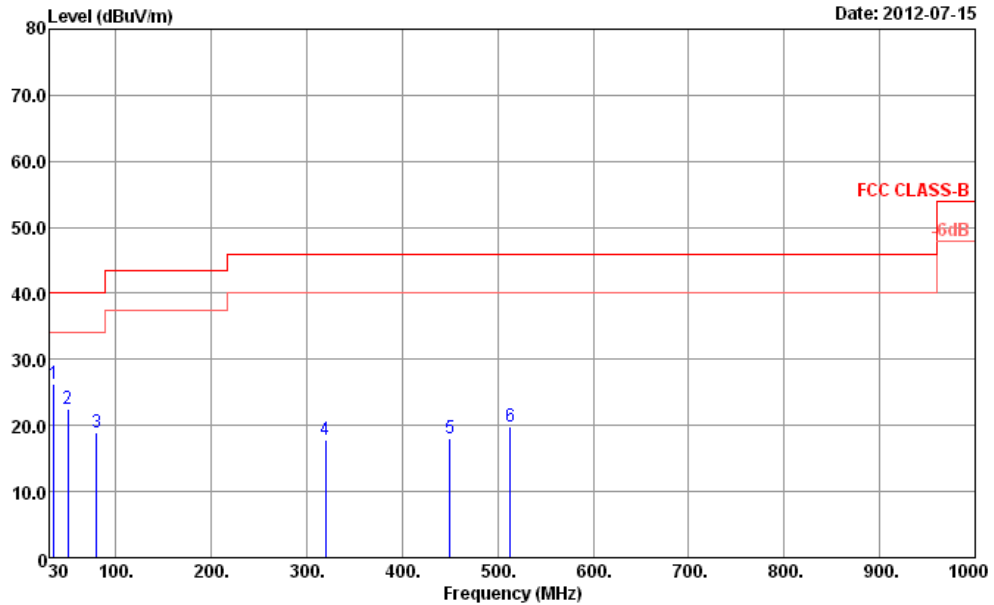


Site : 03CH05-HY
 Condition : FCC CLASS-B 3m LF_ANT_111115 HORIZONTAL
 Power : 120Vac/60Hz
 Project : 12-3-092
 Mode : Mode 3

	Freq	Level	Over Limit	Limit Line	ReadAntenna Level	Antenna Factor	Cable Loss	Preamp Factor	A/Pos	T/Pos	Remark
	MHz	dBuV/m	dB	dBuV/m	dBuV	dB/m	dB	dB	cm	deg	
1	34.86	22.15	-17.85	40.00	36.64	16.40	0.74	31.63	110	57	Peak
2	71.04	19.17	-20.83	40.00	43.37	6.38	0.92	31.50	---	---	Peak
3	191.73	15.02	-28.48	43.50	35.95	8.74	1.44	31.11	---	---	Peak
4	319.60	18.34	-27.66	46.00	33.91	13.50	1.83	30.90	---	---	Peak
5	441.40	18.46	-27.54	46.00	30.38	16.93	2.12	30.97	---	---	Peak
6	516.30	20.39	-25.61	46.00	30.61	18.26	2.26	30.74	---	---	Peak



Test Mode :	Mode 3	Temperature :	21~23°C
Test Engineer :	Wii Chang / Elvis Chen	Relative Humidity :	41~42%
Test Distance :	3m	Polarization :	Vertical
Function Type :	USB Cable (Charging from Adapter 2) + Battery + Earphone + Camera (Play Recording)		

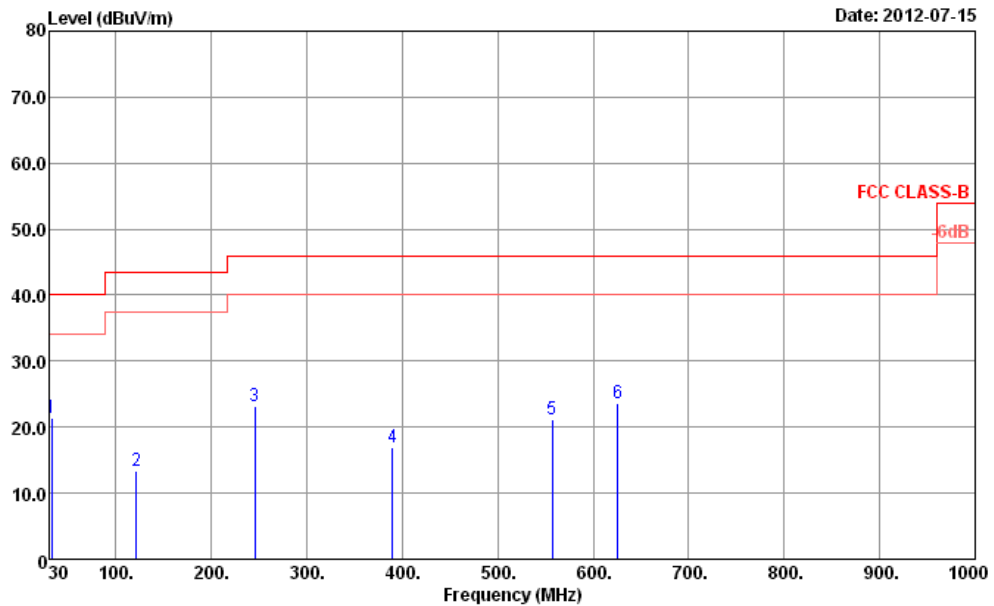


Site : 03CH05-HY
 Condition : FCC CLASS-B 3m LF_ANT_111115 VERTICAL
 Power : 120Vac/60Hz
 Project : 12-3-092
 Mode : Mode 3

	Freq	Level	Over	Limit	ReadAntenna	Cable	Preamp	A/Pos	T/Pos	Remark
	MHz	dBuV/m	dB	dBuV/m	dBuV	dB/m	dB	dB	cm	deg
1	34.86	26.35	-13.65	40.00	40.84	16.40	0.74	31.63	103	54 Peak
2	49.71	22.59	-17.41	40.00	44.90	8.32	0.80	31.43	---	---
3	79.95	19.03	-20.97	40.00	41.90	7.53	0.98	31.38	---	---
4	319.60	17.82	-28.18	46.00	33.39	13.50	1.83	30.90	---	---
5	449.80	18.01	-27.99	46.00	29.66	17.20	2.14	30.99	---	---
6	512.80	19.87	-26.13	46.00	30.08	18.23	2.26	30.70	---	---



Test Mode :	Mode 4	Temperature :	21~23°C
Test Engineer :	Wii Chang / Elvis Chen	Relative Humidity :	41~42%
Test Distance :	3m	Polarization :	Horizontal
Function Type :	USB Cable (Charging from Adapter 2) + Battery + Earphone + MP3		

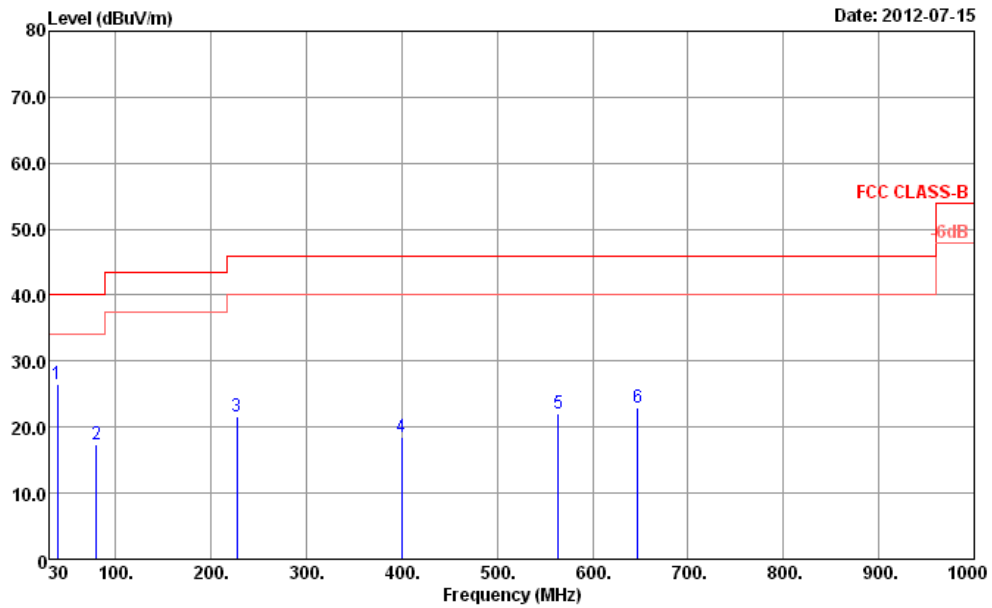


Site : 03CH05-HY
 Condition : FCC CLASS-B 3m LF_ANT_111115 HORIZONTAL
 Power : 120Vac/60Hz
 Project : 12-3-092
 Mode : Mode 4

	Freq	Level	Over Limit	Limit Line	ReadAntenna Level	Cable Factor	Preamp Loss	A/Pos	T/Pos	Remark
	MHz	dBuV/m	dB	dBuV/m	dBuV	dB/m	dB	dB	cm	deg
1	32.97	21.37	-18.63	40.00	34.52	17.76	0.72	31.63	104	78 Peak
2	120.99	13.30	-30.20	43.50	31.65	11.80	1.21	31.36	---	---
3	245.73	23.10	-22.90	46.00	40.33	12.05	1.64	30.92	---	---
4	389.60	16.92	-29.08	46.00	30.53	15.50	1.99	31.10	---	---
5	556.90	21.19	-24.81	46.00	29.66	20.15	2.34	30.96	---	---
6	625.50	23.52	-22.48	46.00	30.71	20.55	2.51	30.25	---	---



Test Mode :	Mode 4	Temperature :	21~23°C
Test Engineer :	Wii Chang / Elvis Chen	Relative Humidity :	41~42%
Test Distance :	3m	Polarization :	Vertical
Function Type :	USB Cable (Charging from Adapter 2) + Battery + Earphone + MP3		

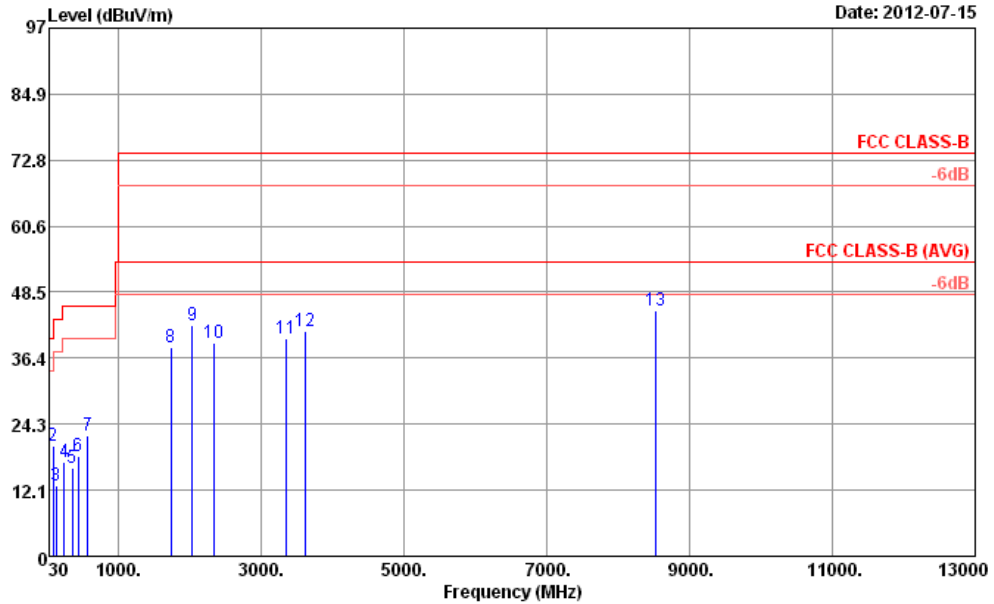


Site : 03CH05-HY
 Condition : FCC CLASS-B 3m LF_ANT_111115 VERTICAL
 Power : 120Vac/60Hz
 Project : 12-3-092
 Mode : Mode 4

	Freq	Level	Over Limit	Limit Line	ReadAntenna Level	Antenna Factor	Cable Loss	Preamp Factor	A/Pos	T/Pos	Remark
	MHz	dBuV/m	dB	dBuV/m	dBuV	dB/m	dB	dB	cm	deg	
1	38.91	26.47	-13.53	40.00	43.40	13.92	0.75	31.60	106	31	Peak
2	79.95	17.29	-22.71	40.00	40.16	7.53	0.98	31.38	---	---	Peak
3	227.37	21.63	-24.37	46.00	41.06	9.93	1.57	30.93	---	---	Peak
4	400.10	18.57	-27.43	46.00	31.74	16.03	2.01	31.21	---	---	Peak
5	563.90	22.06	-23.94	46.00	30.43	20.15	2.35	30.87	---	---	Peak
6	647.20	22.92	-23.08	46.00	30.08	20.39	2.58	30.13	---	---	Peak



Test Mode :	Mode 5	Temperature :	21~23°C
Test Engineer :	Wii Chang / Elvis Chen	Relative Humidity :	41~42%
Test Distance :	3m	Polarization :	Horizontal
Function Type :	USB Cable (Charging from Adapter 2) + Battery + Earphone + FM Rx (87.6MHz)		
Remark :	#2 is FM fundamental signal which can be ignored from signal generator.		

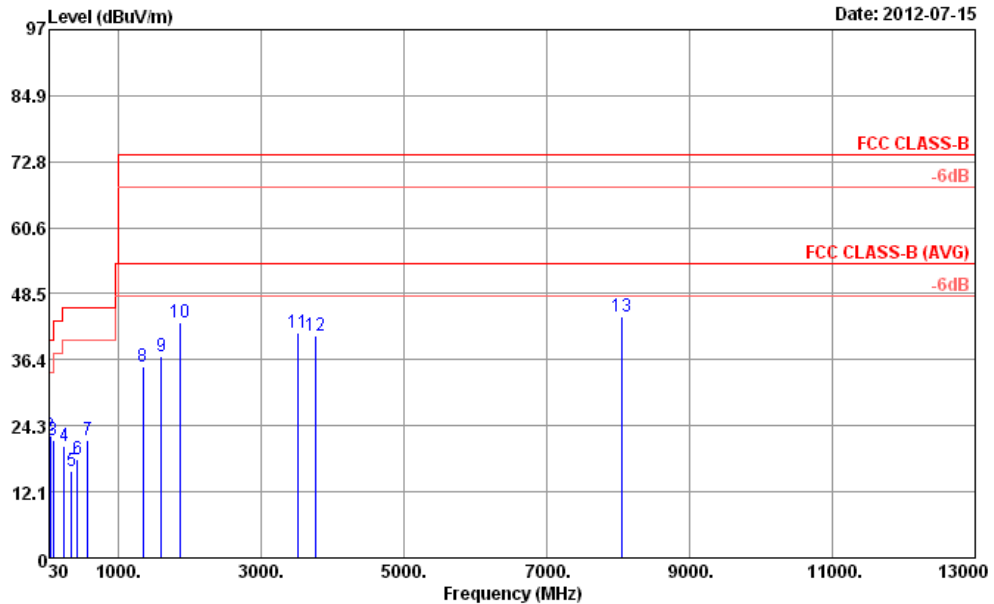


Site : 03CH05-HY
 Condition : FCC CLASS-B 3m HF_ANT_110810 HORIZONTAL
 Power : 120Vac/60Hz
 Project : 12-3-092
 Mode : Mode 5

	Freq	Level	Over	Limit	ReadAntenna	Cable	Preamp	A/Pos	T/Pos	Remark	
	MHz	dBuV/m	dB	dBuV/m	dBuV	dB	dB	cm	deg		
1	34.86	21.22	-18.78	40.00	35.71	16.40	0.74	31.63	107	88 Peak	
2	87.60	20.30			42.29	8.34	1.05	31.38	---	---	Peak
3	129.09	13.05	-30.45	43.50	31.67	11.48	1.22	31.32	---	---	Peak
4	245.73	17.37	-28.63	46.00	34.60	12.05	1.64	30.92	---	---	Peak
5	351.10	16.08	-29.92	46.00	30.77	14.51	1.90	31.10	---	---	Peak
6	433.70	18.26	-27.74	46.00	30.39	16.77	2.10	31.00	---	---	Peak
7	573.70	22.05	-23.95	46.00	30.56	19.86	2.37	30.74	---	---	Peak
8	1734.00	38.28	-35.72	74.00	62.99	29.83	3.93	58.47	---	---	Peak
9	2032.00	42.36	-31.64	74.00	64.49	31.73	4.36	58.22	---	---	Peak
10	2336.00	39.17	-34.83	74.00	60.73	31.98	4.55	58.09	---	---	Peak
11	3348.00	40.11	-33.89	74.00	60.53	32.73	5.62	58.77	---	---	Peak
12	3622.00	41.41	-32.59	74.00	62.00	32.84	5.76	59.19	---	---	Peak
13	8530.00	45.08	-28.92	74.00	56.72	35.82	9.39	56.85	100	57 Peak	



Test Mode :	Mode 5	Temperature :	21~23°C
Test Engineer :	Wii Chang / Elvis Chen	Relative Humidity :	41~42%
Test Distance :	3m	Polarization :	Vertical
Function Type :	USB Cable (Charging from Adapter 2) + Battery + Earphone + FM Rx (87.6MHz)		
Remark :	#3 is FM fundamental signal which can be ignored from signal generator.		

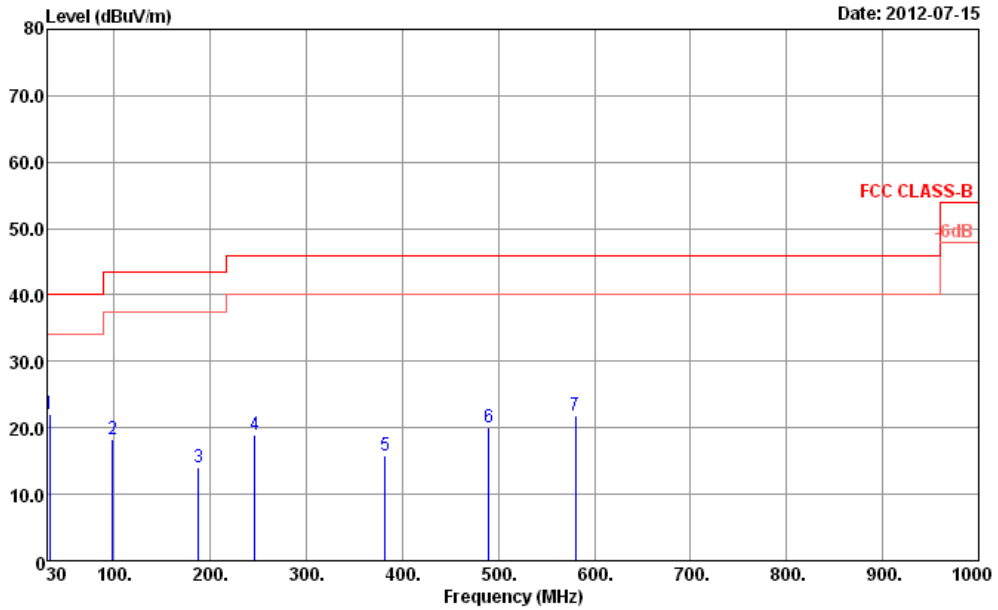


Site : 03CH05-HY
 Condition : FCC CLASS-B 3m HF_ANT_110810 VERTICAL
 Power : 120Vac/60Hz
 Projcet : 12-3-092
 Mode : Mode 5

	Freq	Level	Over	Limit	ReadAntenna	Cable	Preamp	A/Pos	T/Pos	Remark
	MHz	dBuV/m	dB	dBuV/m	dBuV	dB/m	dB	dB	cm	deg
1	32.97	27.44	-12.56	40.00	40.59	17.76	0.72	31.63	109	87 Peak
2	47.82	22.54	-17.46	40.00	44.08	9.15	0.79	31.48	---	---
3	87.60	21.65	-25.43	46.00	43.64	8.34	1.05	31.38	---	---
4	238.17	20.57	-25.43	46.00	38.62	11.28	1.61	30.94	---	---
5	349.00	15.96	-30.04	46.00	30.71	14.46	1.90	31.11	---	---
6	428.80	18.09	-27.91	46.00	30.33	16.69	2.09	31.02	---	---
7	572.30	21.55	-24.45	46.00	30.07	19.88	2.37	30.77	---	---
8	1348.00	35.00	-39.00	74.00	62.34	28.01	3.33	58.68	---	---
9	1598.00	36.96	-37.04	74.00	62.95	28.90	3.70	58.59	---	---
10	1860.00	43.18	-30.82	74.00	66.65	30.77	4.11	58.35	---	---
11	3506.00	41.45	-32.55	74.00	62.02	32.70	5.69	58.96	---	---
12	3766.00	40.89	-33.11	74.00	61.52	33.03	5.84	59.50	---	---
13	8042.00	44.20	-29.80	74.00	57.58	35.71	8.90	57.99	100	49 Peak



Test Mode :	Mode 6	Temperature :	21~23°C
Test Engineer :	Wii Chang / Elvis Chen	Relative Humidity :	41~42%
Test Distance :	3m	Polarization :	Horizontal
Function Type :	USB Cable (Charging from Adapter 2) + Battery + Earphone + FM Rx (98MHz)		
Remark :	#2 is FM fundamental signal which can be ignored from signal generator.		

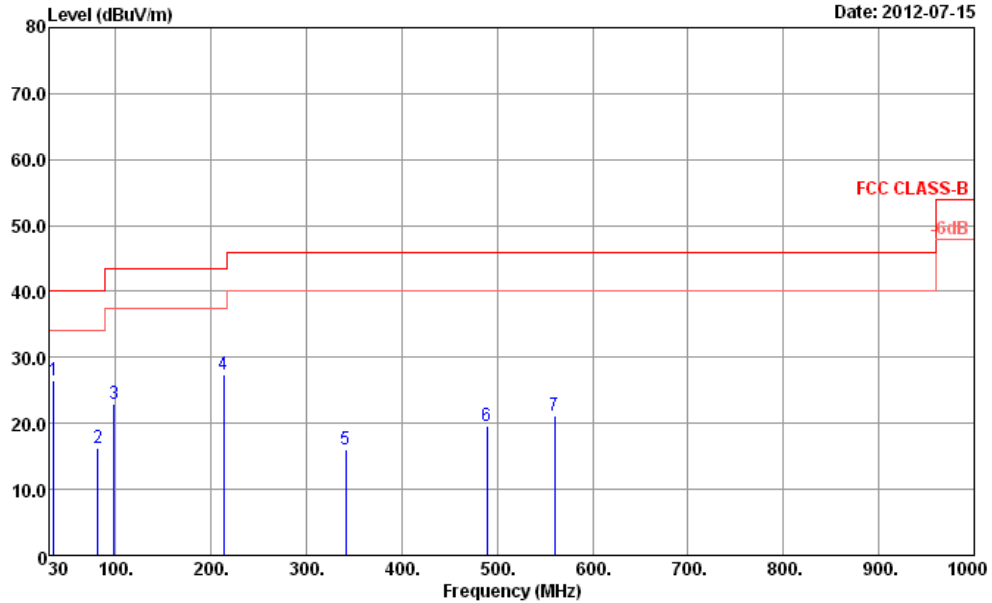


Site : 03CH05-HY
 Condition : FCC CLASS-B 3m LF_ANT_111115 HORIZONTAL
 Power : 120Vac/60Hz
 Project : 12-3-092
 Mode : Mode 6

	Freq	Level	Over	Limit	ReadAntenna	Cable	Preamp	A/Pos	T/Pos	Remark
	MHz	dBuV/m	dB	dBuV/m	dBuV	dB/m	dB	dB	cm	deg
1	32.97	22.14	-17.86	40.00	35.29	17.76	0.72	31.63	110	54 Peak
2	98.00	18.33			39.06	9.62	1.09	31.44	---	---
3	187.41	13.94	-29.56	43.50	34.83	8.76	1.43	31.08	---	---
4	246.00	18.99	-27.01	46.00	36.11	12.16	1.64	30.92	---	---
5	381.90	15.92	-30.08	46.00	29.71	15.26	1.97	31.02	---	---
6	489.70	20.05	-25.95	46.00	30.58	17.90	2.21	30.64	---	---
7	580.00	21.94	-24.06	46.00	30.43	19.80	2.38	30.67	---	---



Test Mode :	Mode 6	Temperature :	21~23°C
Test Engineer :	Wii Chang / Elvis Chen	Relative Humidity :	41~42%
Test Distance :	3m	Polarization :	Vertical
Function Type :	USB Cable (Charging from Adapter 2) + Battery + Earphone + FM Rx (98MHz)		
Remark :	#3 is FM fundamental signal which can be ignored from signal generator.		

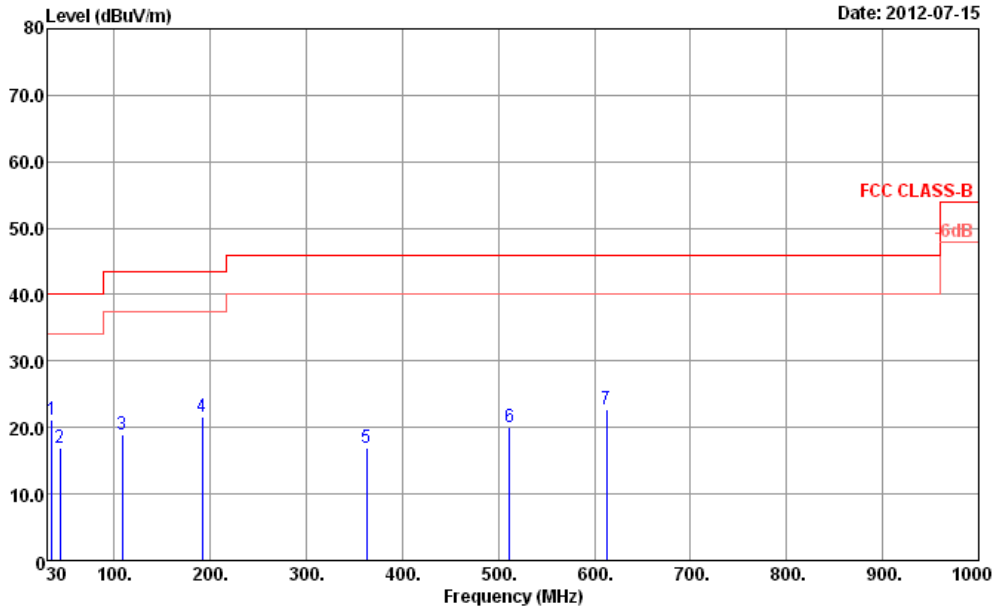


Site : 03CH05-HY
 Condition : FCC CLASS-B 3m LF_ANT_111115 VERTICAL
 Power : 120Vac/60Hz
 Project : 12-3-092
 Mode : Mode 6

	Freq	Level	Over Limit	Limit Line	ReadAntenna Level	Antenna Factor	Cable Loss	Preamp Factor	A/Pos	T/Pos	Remark
	MHz	dBuV/m	dB	dBuV/m	dBuV	dB/m	dB	dB	cm	deg	
1	34.86	26.62	-13.38	40.00	41.11	16.40	0.74	31.63	111	30	Peak
2	81.03	16.30	-23.70	40.00	38.91	7.78	0.99	31.38	---	---	Peak
3	98.00	22.97			43.70	9.62	1.09	31.44	---	---	Peak
4	212.79	27.52	-15.98	43.50	47.91	9.22	1.51	31.12	---	---	Peak
5	341.30	15.95	-30.05	46.00	31.07	14.14	1.88	31.14	---	---	Peak
6	489.00	19.57	-26.43	46.00	30.13	17.88	2.21	30.65	---	---	Peak
7	560.40	21.25	-24.75	46.00	29.56	20.26	2.35	30.92	---	---	Peak



Test Mode :	Mode 7	Temperature :	21~23°C
Test Engineer :	Wii Chang / Elvis Chen	Relative Humidity :	41~42%
Test Distance :	3m	Polarization :	Horizontal
Function Type :	USB Cable (Charging from Adapter 2) + Battery + Earphone + FM Rx (107.9MHz)		
Remark :	#3 is FM fundamental signal which can be ignored from signal generator.		

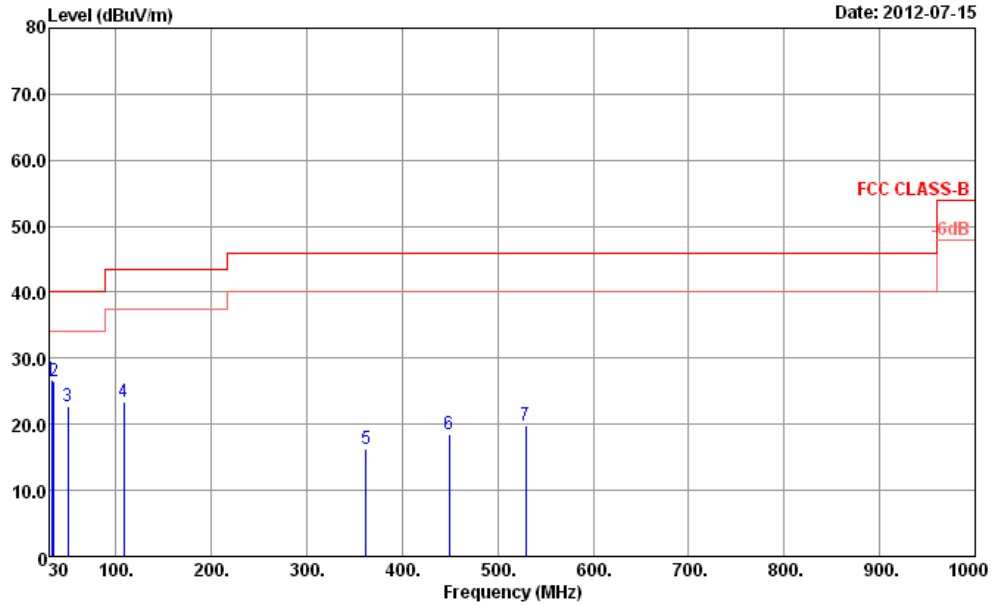


Site : 03CH05-HY
 Condition : FCC CLASS-B 3m LF_ANT_111115 HORIZONTAL
 Power : 120Vac/60Hz
 Project : 12-3-092
 Mode : Mode 7

	Freq	Level	Over Limit	Limit Line	ReadAntenna Level	Antenna Factor	Cable Loss	Preamp Factor	A/Pos	T/Pos	Remark
	MHz	dBuV/m	dB	dBuV/m	dBuV	dB/m	dB	dB	cm	deg	
1	34.86	21.28	-18.72	40.00	35.77	16.40	0.74	31.63	106	87	Peak
2	43.50	16.93	-23.07	40.00	36.72	10.98	0.77	31.54	---	---	Peak
3	107.90	18.89			38.29	11.00	1.13	31.53	---	---	Peak
4	191.73	21.69	-21.81	43.50	42.62	8.74	1.44	31.11	---	---	Peak
5	363.00	17.00	-29.00	46.00	31.44	14.68	1.93	31.05	---	---	Peak
6	511.40	20.10	-25.90	46.00	30.33	18.21	2.25	30.69	---	---	Peak
7	612.90	22.84	-23.16	46.00	30.42	20.29	2.46	30.33	---	---	Peak



Test Mode :	Mode 7	Temperature :	21~23°C
Test Engineer :	Wii Chang / Elvis Chen	Relative Humidity :	41~42%
Test Distance :	3m	Polarization :	Vertical
Function Type :	USB Cable (Charging from Adapter 2) + Battery + Earphone + FM Rx (107.9MHz)		
Remark :	#4 is FM fundamental signal which can be ignored from signal generator.		

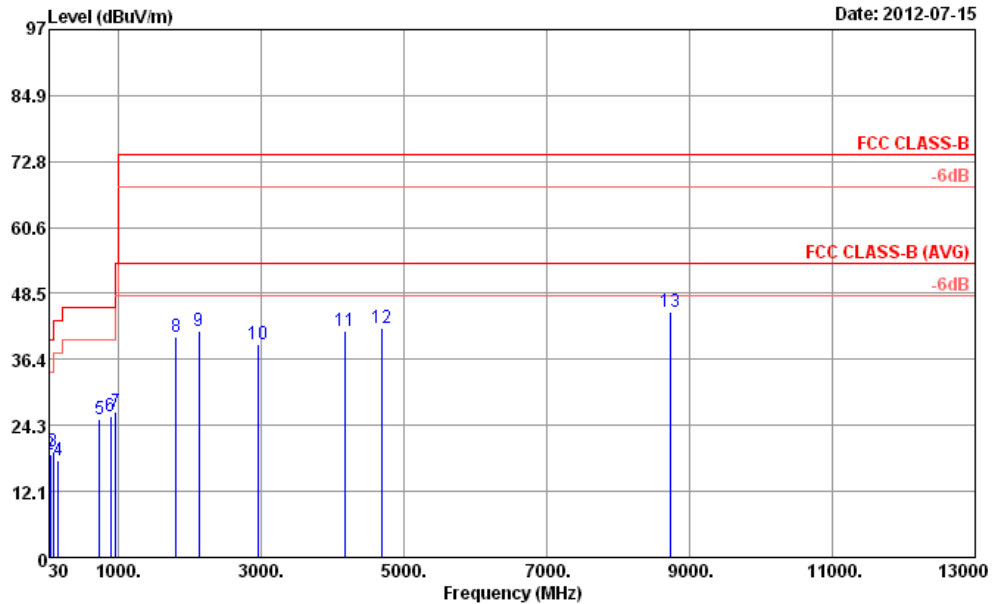


Site : 03CH05-HY
 Condition : FCC CLASS-B 3m LF_ANT_111115 VERTICAL
 Power : 120Vac/60Hz
 Project : 12-3-092
 Mode : Mode 7

	Freq	Level	Over Limit	Limit Line	Read Antenna Level	Antenna Factor	Cable Loss	Preamp Factor	A/Pos	T/Pos	Remark
	MHz	dBuV/m	dB	dBuV/m	dBuV	dB/m	dB	dB	cm	deg	
1	32.97	26.82	-13.18	40.00	39.97	17.76	0.72	31.63	111	50	Peak
2	34.86	26.43	-13.57	40.00	40.92	16.40	0.74	31.63	---	---	Peak
3	49.71	22.78	-17.22	40.00	45.09	8.32	0.80	31.43	---	---	Peak
4	107.90	23.41			42.81	11.00	1.13	31.53	---	---	Peak
5	362.30	16.35	-29.65	46.00	30.79	14.68	1.93	31.05	---	---	Peak
6	449.10	18.51	-27.49	46.00	30.18	17.17	2.14	30.98	---	---	Peak
7	529.60	19.91	-26.09	46.00	30.09	18.40	2.29	30.87	---	---	Peak



Test Mode :	Mode 8	Temperature :	21~23°C
Test Engineer :	Wii Chang / Elvis Chen	Relative Humidity :	41~42%
Test Distance :	3m	Polarization :	Horizontal
Function Type :	USB Cable (Charging from Adapter 1) + Battery + Earphone + FM Rx (87.6MHz)		
Remark :	#3 is FM fundamental signal which can be ignored from signal generator.		

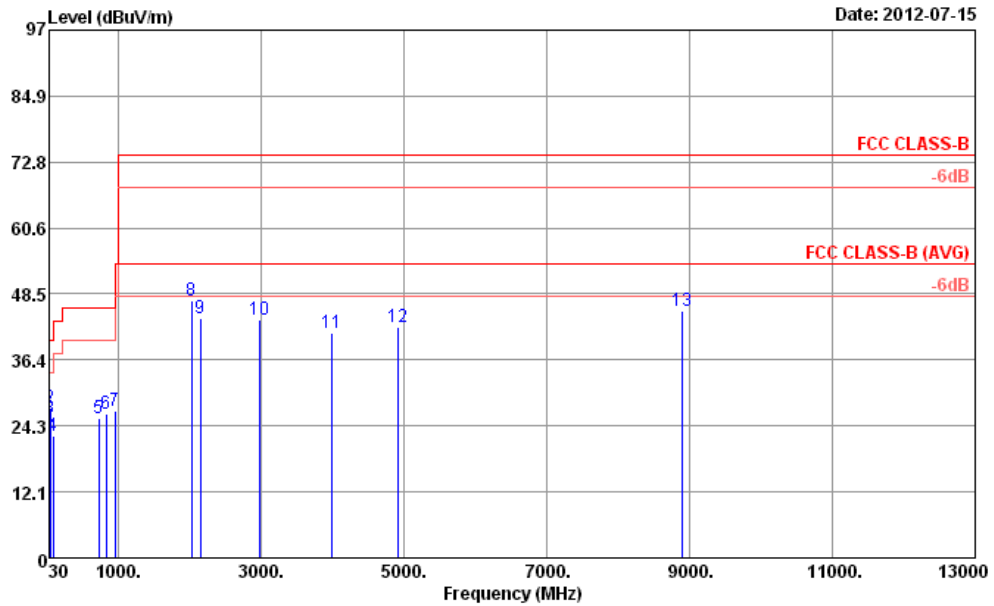


Site : 03CH05-HY
 Condition : FCC CLASS-B 3m HF_ANT_110810 HORIZONTAL
 Power : 120Vac/60Hz
 Projcet : 12-3-092
 Mode : Mode 8

	Freq	Level	Over	Limit	ReadAntenna	Cable	Preamp	A/Pos	T/Pos	Remark	
	MHz	dBuV/m	dB	dBuV/m	dBuV	dB/m	dB	dB	cm	deg	
1	32.97	32.84	-7.16	40.00	45.99	17.76	0.72	31.63	100	42 Peak	
2	42.42	19.05	-20.95	40.00	38.29	11.56	0.76	31.56	---	---	Peak
3	87.60	19.49			41.48	8.34	1.05	31.38	---	---	Peak
4	161.76	17.79	-25.71	43.50	37.30	10.34	1.35	31.20	---	---	Peak
5	738.90	25.35	-20.65	46.00	30.54	22.27	2.73	30.19	---	---	Peak
6	889.40	25.91	-20.09	46.00	29.76	23.10	2.99	29.94	---	---	Peak
7	959.40	26.72	-19.28	46.00	28.79	24.89	3.10	30.06	---	---	Peak
8	1812.00	40.56	-33.44	74.00	64.50	30.42	4.04	58.40	---	---	Peak
9	2132.00	41.63	-32.37	74.00	63.58	31.81	4.41	58.17	---	---	Peak
10	2958.00	39.28	-34.72	74.00	59.46	32.73	5.42	58.33	---	---	Peak
11	4178.00	41.74	-32.26	74.00	62.02	33.52	6.11	59.91	---	---	Peak
12	4690.00	42.13	-31.87	74.00	61.19	33.86	6.46	59.38	---	---	Peak
13	8732.00	45.03	-28.97	74.00	56.14	35.94	9.42	56.47	100	91 Peak	



Test Mode :	Mode 8	Temperature :	21~23°C
Test Engineer :	Wii Chang / Elvis Chen	Relative Humidity :	41~42%
Test Distance :	3m	Polarization :	Vertical
Function Type :	USB Cable (Charging from Adapter 1) + Battery + Earphone + FM Rx (87.6MHz)		
Remark :	#4 is FM fundamental signal which can be ignored from signal generator.		



Site : 03CH05-HY
 Condition : FCC CLASS-B 3m HF_ANT_110810 VERTICAL
 Power : 120Vac/60Hz
 Projcet : 12-3-092
 Mode : Mode 8

	Freq	Level	Over	Limit	ReadAntenna	Cable	Preamp	A/Pos	T/Pos	Remark	
	MHz	dBuV/m	dB	dBuV/m	dBuV	dB	dB	cm	deg		
1	32.97	32.84	-7.16	40.00	45.99	17.76	0.72	31.63	100	26 Peak	
2	40.53	27.54	-12.46	40.00	45.65	12.72	0.75	31.58	---	---	Peak
3	49.71	25.76	-14.24	40.00	48.07	8.32	0.80	31.43	---	---	Peak
4	87.60	22.52			44.51	8.34	1.05	31.38	---	---	Peak
5	730.50	25.63	-20.37	46.00	31.12	22.00	2.71	30.20	---	---	Peak
6	826.40	26.41	-19.59	46.00	30.36	22.92	2.88	29.75	---	---	Peak
7	951.70	27.04	-18.96	46.00	29.25	24.82	3.07	30.10	---	---	Peak
8	2026.00	47.17	-26.83	74.00	69.32	31.71	4.36	58.22	---	---	Peak
9	2144.00	44.11	-29.89	74.00	66.04	31.81	4.43	58.17	---	---	Peak
10	2980.00	43.64	-30.36	74.00	63.81	32.75	5.42	58.34	---	---	Peak
11	3990.00	41.34	-32.66	74.00	62.00	33.30	5.97	59.93	---	---	Peak
12	4910.00	42.32	-31.68	74.00	60.74	33.82	6.55	58.79	---	---	Peak
13	8900.00	45.47	-28.53	74.00	56.15	36.04	9.44	56.16	100	219	Peak



4. List of Measuring Equipment

Instrument	Manufacturer	Model No.	Serial No.	Characteristics	Calibration Date	Test Date	Due Date	Remark
EMI Test Receiver	R&S	ESCS 30	100356	9KHz ~ 2.75GHz	Oct. 27, 2011	Jul. 15, 2012	Oct. 26, 2012	Conduction (CO05-HY)
Two-LISN	R&S	ENV216	11-100081	9KHz ~ 30MHz	Dec. 09, 2011	Jul. 15, 2012	Dec. 08, 2012	Conduction (CO05-HY)
Two-LISN	R&S	ENV216	11-100080	9KHz ~ 30MHz	Dec. 06, 2011	Jul. 15, 2012	Dec. 05, 2012	Conduction (CO05-HY)
AC Power Source	APC	APC-1000W	N/A	N/A	N/A	Jul. 15, 2012	N/A	Conduction (CO05-HY)
Spectrum Analyzer	R&S	ESU26	100390	20Hz ~ 26.5GHz	Dec. 22, 2011	Jul. 15, 2012	Dec. 21, 2012	Radiation (03CH05-HY)
Bilog Antenna	SCHAFFNER	CBL6111C	2725	30MHz ~ 2GHz	Oct. 22, 2011	Jul. 15, 2012	Oct. 21, 2012	Radiation (03CH05-HY)
Turn Table	HD	Deis HD 2000	420/611	0 ~ 360 degree	N/A	Jul. 15, 2012	N/A	Radiation (03CH05-HY)
Antenna Mast	HD	MA 240	240/666	1 m ~ 4 m	N/A	Jul. 15, 2012	N/A	Radiation (03CH05-HY)
Horn Antenna	ESCO	3117	66584	1GHz ~ 18GHz	Aug. 04, 2011	Jul. 15, 2012	Aug. 03, 2012	Radiation (03CH05-HY)
Pre Amplifier	COM-POWER	PA-103A	161075	10Hz ~ 1000MHz Gain:32dB	Feb. 27, 2012	Jul. 15, 2012	Feb. 26, 2013	Radiation (03CH05-HY)
Pre Amplifier	MITEQ	AMF-7D-0010 1800-30-10P	159087	1GHz~18GHz	Feb. 27, 2012	Jul. 15, 2012	Feb. 26, 2013	Radiation (03CH05-HY)
Pre Amplifier	Agilent	8449B	3008A01917	1GHz~26.5GHz	Aug. 30, 2011	Jul. 15, 2012	Aug. 29, 2012	Radiation (03CH05-HY)
SHF-EHF Horn Antenna	SCHWARZBECK	BBHA 9170	BBHA917025 1	15GHz ~ 40GHz	Oct. 21, 2011	Jul. 15, 2012	Oct. 20, 2012	Radiation (03CH05-HY)
FM Generator	R&S	CMU200	837587/066	GSM/GPRS850 /900/1800/1900,	Dec. 30, 2011	Jul. 15, 2012	Dec. 29, 2012	-



5. Uncertainty of Evaluation

Uncertainty of Conducted Emission Measurement (150 KHz ~ 30 MHz)

Measuring Uncertainty for a Level of Confidence of 95% ($U = 2Uc(y)$)	2.26
---	------

Uncertainty of Radiated Emission Measurement (30 MHz ~ 1000 MHz)

Measuring Uncertainty for a Level of Confidence of 95% ($U = 2Uc(y)$)	2.54
---	------

Uncertainty of Radiated Emission Measurement (1 GHz ~ 40 GHz)

Measuring Uncertainty for a Level of Confidence of 95% ($U = 2Uc(y)$)	4.72
---	------



Appendix A. Photographs of EUT

Please refer to Sporton report number EP12-3-092 as below.



1. External Photograph of EUT

Brand Name: Sony / Model Name: PM-0130-BV / Marketing Name: ST21i



Brand Name: Sony / Model Name: PM-0130-BV / Marketing Name: ST21i





2. Photograph of Accessory

Brand Name: Sony / Model Name: PM-0130-BV / Marketing Name: ST21i

List of Accessory:

Specification of Accessory		
AC Adapter 1	Brand Name	Sony Ericsson (Salcomp)
	Model Name	EP800
AC Adapter 2	Brand Name	Sony Ericsson (EMERSON)
	Model Name	EP800
Battery	Brand Name	Sony Ericsson (LG)
	Model Name	BA700
Earphone	Brand Name	Sony Ericsson (Foster Electric)
	Model Name	MH410c
USB Cable	Brand Name	Sony Ericsson (K-one)
	Model Name	EC450

Remark: For accessories equipped with this EUT, please refer to the following photos.

Brand Name: Sony / Model Name: PM-0130-BV / Marketing Name: ST21i



Brand Name: Sony / Model Name: PM-0130-BV / Marketing Name: ST21i

Adapter 1



Brand Name: Sony / Model Name: PM-0130-BV / Marketing Name: ST21i

Adapter 2



Brand Name: Sony / Model Name: PM-0130-BV / Marketing Name: ST21i

Battery




3. Internal Photograph of EUT


Brand Name: Sony / Model Name: PM-0130-BV / Marketing Name: ST21i




Brand Name: Sony / Model Name: PM-0130-BV / Marketing Name: ST21i



Brand Name: Sony / Model Name: PM-0130-BV / Marketing Name: ST21i




Brand Name: Sony / Model Name: PM-0130-BV / Marketing Name: ST21i



Brand Name: Sony / Model Name: PM-0130-BV / Marketing Name: ST21i



Brand Name: Sony / Model Name: PM-0130-BV / Marketing Name: ST21i




Appendix B. Setup Photographs

<Conducted Emission>


Mode 1



Mode 2



Mode 3




Mode 4




Mode 5




Mode 6



Mode 7




Mode 8




<Radiated Emission>

Mode 1

LF




HF



Mode 2 and 5

LF



HF



Mode 3, 4, 6, and 7

LF



Mode 8

LF



HF

