

Annex C Internal photographs of the EUT

Photo 1:



Photo 2:



Photo 3:



Photo 4:



Photo 5:



Photo 6:



Photo7:




Photo 8:



Photo 9:




Photo 10:



Photo 11:




Photo 12:




Photo 13




Photo 14:



Photo 15:




Photo 16:




Photo 17:




Photo 18:




Photo 19:




Photo 20:




Photo 21:



Photo 22:




Photo 23:




Photo 24:




Photo 25:





Photo 26:



Photo 27:



Annex D Document history

Version	Applied changes	Date of release
1.0	Initial release	2012-05-31

Annex E Further information**Glossary**

AVG	-	Average
DUT	-	Device under test
EMC	-	Electromagnetic Compatibility
EN	-	European Standard
EUT	-	Equipment under test
ETSI	-	European Telecommunications Standard Institute
FCC	-	Federal Communication Commission
FCC ID	-	Company Identifier at FCC
HW	-	Hardware
IC	-	Industry Canada
Inv. No.	-	Inventory number
N/A	-	Not applicable
PP	-	Positive peak
QP	-	Quasi peak
S/N	-	Serial number
SW	-	Software