

# Mobile Broadband ExpressCard™

EC400 HSPA/UMTS/EDGE

EC400g HSPA/UMTS/EDGE and GPS

## User Guide



# Contents

<b>Contents</b> .....	<b>ii</b>
<b>Regulatory information</b> .....	<b>iv</b>
Declaration of conformity .....	iv
FCC statement .....	v
Déclaration FCC .....	vi
Industry Canada Statement .....	vi
<b>About this guide</b> .....	<b>vii</b>
How this guide is organised .....	vii
Additional resources .....	vii
<b>Overview</b> .....	<b>1</b>
Checklist .....	1
EC400/EC400g Communications Summary .....	1
Hardware overview .....	2
Status LEDs .....	3
SIM Card .....	3
Insert the EC400 .....	4
Antennas .....	5
Global Positioning System .....	5
Network and subscription requirements .....	6
Software overview .....	6
System requirements .....	7
<b>Additional information</b> .....	<b>8</b>
Guidelines for safe and efficient use .....	8
Generic SEMC Limited warranty .....	10
<b>Technical specifications</b> .....	<b>12</b>
<b>Index</b> .....	<b>17</b>

## **Sony Ericsson EC400 Mobile Broadband ExpressCard**

First edition (June 2008)

This manual is published by Sony Ericsson Mobile Communications AB, without any warranty. Improvements and changes to this manual necessitated by typographical errors, inaccuracies of current information, or improvements to programs and/or equipment, may be made by Sony Ericsson at any time and without notice. Such changes will, however, be incorporated into new editions of this manual.

This manual is copyrighted work of Sony Ericsson Mobile Communications AB, Sweden. The programs referred to herein are copyrighted and trademarked works of Sony Ericsson Mobile Communications AB, Sweden. Reproduction in whole or in part, including utilisation in machines capable of reproduction or retrieval, without the express written permission of the copyright holders is prohibited. Reverse engineering is also prohibited.

Windows and Vista are registered trademarks or trademarks of Microsoft Corporation in the United States and/or other countries.

Adobe and Reader are either registered trademarks or trademarks of Adobe Systems Incorporated in the United States and/or other countries.

All other product or service names mentioned in this manual are trademarks of their respective companies.

All rights reserved.

© Sony Ericsson Mobile Communications AB, 2008

Publication number: 1210-7002.1

# Regulatory information

## Declaration of conformity

We, **Sony Ericsson Mobile Communications AB** of  
Nya Vattentorget  
S-221 88 Lund, Sweden

declare under our sole responsibility that our product

**EC400 Sony Ericsson type FAD-3232012-BV**  
**EC400g Sony Ericsson type FAD-3232013-BV**

and in combination with our accessories, to which this declaration relates is in conformity with the appropriate standards EN 301 511:V9.0.2, EN 300 328:V1.7.1, EN 301 489-7:V1.3.1, EN 301 489-17:V1.2.1 and EN 60950-1:2006, following the provisions of, Radio Equipment and Telecommunication Terminal Equipment Directive 1999/5/EC.

**CE 0682**

Research Triangle Park, North Carolina. June 2008

*Place and date of issue*



Najmi Jarwala  
President - US & Canada  
Sony Ericsson Mobile Communications (USA) Inc.

We fulfil the requirements of the R&TTE Directive (99/5/EC).  
FR Ce produit est conforme à la directive R&TTE (99/5/EC).  
CS Výrobek splňuje požadavky směrnice R&TTE (99/5/EC).  
DA Vi opfylder kravene i R&TTE-direktivet (99/5/EC).  
DE Die Anforderungen der Richtlinie für Funk- und Fernmeldegeräte (99/5/EG) werden erfüllt.  
EL Πληρούμε τις απαιτήσεις της Οδηγίας R&TTE (99/5/EK).  
ES Cumplimos los requisitos de la Directiva R&TTE (99/5/EC).  
FI Täytämme radio- ja telepäätelaitedirektiivin (99/5/EY) asettamat vaatimukset.  
HR Mi ispunjavamo zahtjeve R&TTE Direktive (99/5/EC).  
HU Teljesítjük az R&TTE irányelv (99/5/EC) követelményeit.  
IT Il prodotto soddisfa i requisiti della Direttiva R&TTE (99/5/EC).  
NL We voldoen aan de vereisten die in de R&TTE-richtlijn (99/5/EG) worden gesteld.  
NO Vi oppfyller kravene i R&TTE-direktivet (99/5/EC).

PL Spełniamy wymagania dyrektywy R&TTE (99/5/WE).  
PT São cumpridos os requisitos da Directiva R&TTE (99/5/EC).  
PB Atendemos aos requisitos da Diretriz R&TTE (99/5/EC).  
RO Îndeplinim cerințele directivei R&TTE (99/5/EC).  
RU Изделие удовлетворяет требованиям Директивы R&TTE (99/5/EC).  
SK Výrobok spĺňa požiadavky smernice R&TTE (99/5/EC).  
SV Vi uppfyller kraven i R&TTE-direktivet (99/5/EC).  
TH เราปฏิบัติตามข้อกำหนดของข้อบังคับ R&TTE Directive (99/5/EC)  
TR R&TTE Karamamesinin (99/5/EC) gerekliliklerini yerine getirmektedir.  
UK Цей Виріб відповідає вимогам Директиви R&TTE (99/5/EC).  
ZS 我们符合 R&TTE 指令 (99/5/EC) 的要求。  
ZT 本公司符合 R&TTE Directive (99/5/EC) 中的規定。

## FCC statement



**EC400 FCC ID:** PY7F3232012

**EC400 IC:** 4170B-F3232012

**EC400g FCC ID:** PY7F3232013

**EC400g IC:** 4170B-F3232013

This equipment has been tested and found to comply with the limits for a Class B digital device, pursuant to Part 15 of the FCC Rules. These limits are designed to provide reasonable protection against harmful interference in a residential installation. This equipment generates, uses and can radiate radio frequency energy and, if not installed and used in accordance with the instructions, may cause harmful interference to radio communications. However, there is no guarantee that interference will not occur in a particular installation. If this equipment does cause harmful interference to radio or television reception, which can be determined by turning the equipment off and on, the user is encouraged to try to correct the interference by one or more of the following measures:

- Reorient or relocate the receiving antenna.
- Increase the separation between the equipment and receiver.
- Connect the equipment into an outlet on a circuit different from that to which the receiver is connected.
- Consult the dealer or an experienced radio/TV technician for help.

**WARNING:** Changes or modifications made to this equipment not expressly approved by Sony Ericsson Mobile Communications AB may void the FCC authorization to operate this equipment.

**CAUTION:** The Sony Ericsson ExpressCard has been tested for compliance with FCC/IC RF exposure limits in the laptop computer(s) configurations with an ExpressCard slot and can be used in laptop computers with substantially similar physical dimensions, construction, and electrical and RF characteristics.

Note: If this Sony Ericsson ExpressCard is intended for use in any other portable device, you are responsible for separate approval to satisfy the SAR requirements of Part 2.1093 of FCC rules.

## Déclaration FCC



**EC400 FCC ID:** PY7F3232012

**EC400 IC:** 4170B-F3232012

**EC400g FCC ID:** PY7F3232013

**EC400g IC:** 4170B-F3232013

Cet appareil a été testé et déclaré conforme aux limites d'un appareil numérique de classe B en vertu de l'article 15 de la réglementation FCC. Ces limites permettent d'être correctement protégé contre les interférences nuisibles dans une installation résidentielle. Le présent appareil émet, utilise et peut engendrer des signaux HF (haute fréquence). Si vous ne l'installez pas et ne l'utilisez pas conformément aux instructions, il peut provoquer des interférences préjudiciables aux communications radio. Il n'existe toutefois aucun dispositif garantissant la non-apparition de ce type d'interférences dans une installation déterminée. Si cet appareil provoque des interférences dommageables à la réception radiophonique ou télévisée (détectables en mettant l'appareil hors tension, puis à nouveau sous tension), nous conseillons à l'utilisateur d'essayer de les éliminer en appliquant une ou plusieurs mesures ci-après :

- réorienter ou déplacer l'antenne de réception ;
- augmenter l'écart séparant l'appareil du récepteur ;
- brancher l'équipement dans une prise située sur un circuit différent de celui utilisé pour la connexion du récepteur ;
- consulter le revendeur ou un technicien radio/TV expérimenté.

**AVERTISSEMENT :** Les changements ou modifications opérés sur le présent appareil sans l'approbation expresse de Sony Ericsson Mobile Communications AB peuvent frapper de nullité l'autorisation FCC relative à l'utilisation de l'appareil précité.

**ATTENTION :** Le dispositif USB Sony Ericsson a été testé pour satisfaire aux exigences des limites d'exposition aux radiofréquences de la FCC/IC dans la (les) configuration(s) d'ordinateur(s) portables munis d'un port USB et peut être utilisé sur des ordinateurs portables dont les dimensions physiques, la fabrication et les caractéristiques électriques et de radiofréquences sont significativement semblables.

Remarque : Si vous prévoyez d'utiliser ce dispositif USB Sony Ericsson sur un autre ordinateur portable, il vous incombe d'obtenir une approbation distincte pour satisfaire aux exigences SAR de l'article 2.1093 de la réglementation FCC.

## Industry Canada Statement

This Class B digital apparatus complies with Canadian ICES-003.

Cet appareil numérique de la classe B est conforme à la norme NMB-003 du Canada.

# About this guide

Congratulations and thank you for purchasing a Sony Ericsson EC400 or EC400g Mobile Broadband ExpressCard.

This guide includes an overview of the supported features, detailed technical specifications, system requirements, and safety guidelines for both the EC400 and EC400g.

The EC400 and EC400g provide the same features, with one exception, the EC400g incorporates Global Positional Satellite (GPS) functionality. This manual refers to both modems as EC400. When the information is specific to the EC400g, EC400g will be used.

Note:

Be sure to read all safety guidelines in this document before using your EC400.

## How this guide is organised

*Chapter 1: Overview* on page 1, contains an overview of your EC400 and the features that it supports. It also provides a list of the requirements and tools needed to use your new EC400.

*Chapter 2: Additional information* on page 8, provides safety guidelines, warranty information, and regulations that are relevant to your EC400.

*Chapter 3: Technical specifications* on page 12, provides detailed technical specifications for your EC400.

## Additional resources

### Sony Ericsson support Website

Additional resources can be found on the Internet at the Sony Ericsson support Website. You can use the Sony Ericsson Website to find the most up-to-date product information and support wherever you are. It gives you access to online customer services, user manuals, the latest software downloads, and other useful information. For more information, go to:

**[www.sonyericsson.com/support](http://www.sonyericsson.com/support)**

## Publications

Sony Ericsson provides the following documents to help you use your EC400:

- A printed *Quick Start Guide* aimed at getting you operational as quickly as possible.
- A PDF *EC400 User Guide* (this document) that contains a detailed description of your EC400 and the features that it supports. This document is copied to your hard drive when Wireless Manager is installed and can be accessed by selecting **Start** ➔ **All Programs** ➔ **Sony Ericsson** ➔ **Wireless Manager 5** ➔ **EC400 User Guide**
- *Online Help* built into Wireless Manager which describes in detail how to use each feature and how to install and uninstall the software. Select Help or press F1 to access online help.
- A PDF *Wireless Manager User Guide* which contains the same detailed information as the online help in a conventional printable format. This document is available from the support website only.

**Note:**

PDF documents are in Adobe® Portable Document Format. If your PC cannot open these documents, download and install the Adobe® Reader® from [www.adobe.com](http://www.adobe.com).

**Note:**

Your mobile operator may provide alternative application software and documentation.



# Overview

## Checklist

The following items should be in the box when you unpack it:

- Sony Ericsson EC400 Mobile Broadband Modem Card
- Quick Start Guide (QSG)
- Protective case

## EC400/EC400g Communications Summary

Your EC400 keeps you in touch, enabling you to use the best available mobile service wherever you are. It supports tri-band Universal Mobile Telecommunications System (UMTS) and quad-band Global System for Mobile Communications (GSM):

<b>GSM</b> GPRS EDGE	850MHz 900MHz 1800MHz 1900MHz	<b>UMTS</b> HSPA	850MHz 1900MHz 2100MHz
----------------------------	--	---------------------	------------------------------

Your EC400 supports SMS text messaging and the following communications services:

<b>Service</b>	<b>Maximum Download Speed</b>	<b>Maximum Upload Speed</b>
<b>HSPA</b>	7.2Mb/s	2.0Mb/s
<b>UMTS</b>	384kb/s	384kb/s
<b>EDGE</b>	247.4kb/s	123.7kb/s
<b>GPRS</b>	53.6kb/s (CS-2) 85.6kb/s (CS-4)	26.8kb/s (CS-2) 42.8kb/s (CS-4)

Where UMTS service with HSPA is available, your EC400 can connect at speeds up to 7.2Mb/s. Your EC400 provides automatic fallback to UMTS where HSPA is not available and to EDGE or GPRS service where UMTS is not available (network support required). This section describes the services that the EC400 supports:

- **High Speed Packet Access (HSPA)**

HSPA is an enhancement to UMTS networks. HSDPA (High Speed *Downlink* Packet Access) enables the downlink speed to be dramatically increased; up to 7.2Mbps using the EC400. File downloads will be faster, whilst applications such as video streaming may operate at higher quality and greater reliability. The maximum speed available depends on the configuration of the mobile network and local conditions such as distance to the base station. HSUPA (High Speed *Uplink* Packet Access) enables the EC400 to upload data at speeds up to 2.0Mbps.

- **Universal Mobile Telecommunications System (UMTS)**

UMTS is a 3G technology standard for wide-area wireless data communication that is based on the GSM standard. The UMTS standard uses advanced network operator mobile Internet services to achieve data transfer rates up to 384kbps, which are ideal for media streaming, video MMS, instant shopping, and banking.

- **Enhanced Data Rates for Global Evolution (EDGE)**

EDGE enhances GPRS by increasing data throughput over GPRS by as much as three times, depending upon the network radio signal strength and quality. GPRS networks that are enhanced with EDGE are often referred to as Enhanced GPRS (E-GPRS) networks. EDGE provides the “always on” capability of GPRS but at faster speeds. EDGE technology is transparent — simply make a GPRS connection as usual and benefit from the increase in speed where EDGE is available in a network. When EDGE is available you can expect increased speeds of up to 200 kb/s, dependent on network coverage.

- **General Packet Radio Service (GPRS)**

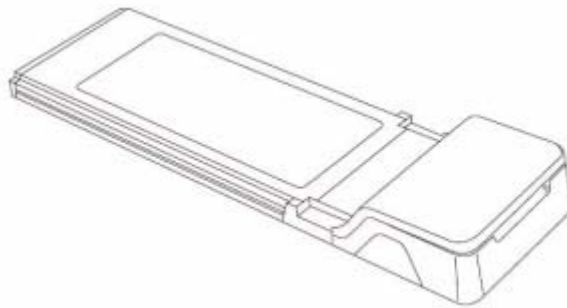
GPRS is a type of network connection that provides “always on” mobility. The connection set up is fast. After you are connected, applications can send and receive data whenever required. In today’s GPRS networks, the EC400 receives data at speeds up to 53.6 kb/s and transmits at speeds up to 26.8 kb/s.

- **Short Message Service (SMS)**

You can send and receive SMS text messages using the Text Messages window in Wireless Manager or other application software.

## Hardware overview

Your Sony Ericsson EC400 uses the 3.3 volt power supply provided by the ExpressCard slot.

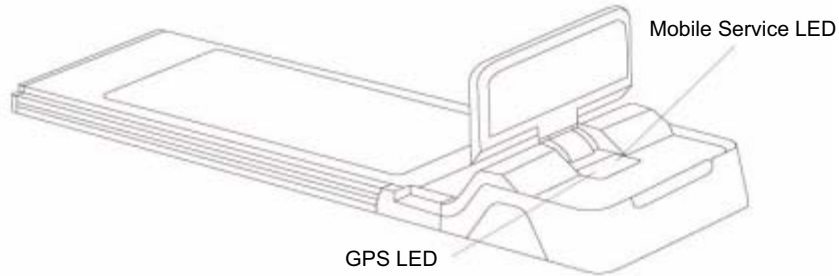


The amount of power that your EC400 draws from the laptop battery depends on several factors, including status, frequency band, and distance to the base station that is used.

The EC400 can be turned off under software control from the Wireless Manager application or the signal strength icon in the status tray. You must remove the modem from the laptop when flying to prevent any accidental transmission.

## Status LEDs

The EC400 contains multi-colored LEDs that indicate the status of the device. The LEDs are located under the Diversity antenna, as shown below.



LED	Color	Flash rate	Description
Mobile Service	Red	Fast	Searching for a mobile network
	Green	Medium	Registered to GPRS or EDGE service, not connected
	Green	Slow	Connected - GPRS or EDGE service
	Blue	Medium	Registered to UMTS or HSPA service, not connected
	Blue	Slow	Connected - UMTS or HSPA service
GPS	Yellow	Fast	Searching, position not fixed
	Yellow	Slow	Position fixed
	Off		GPS off

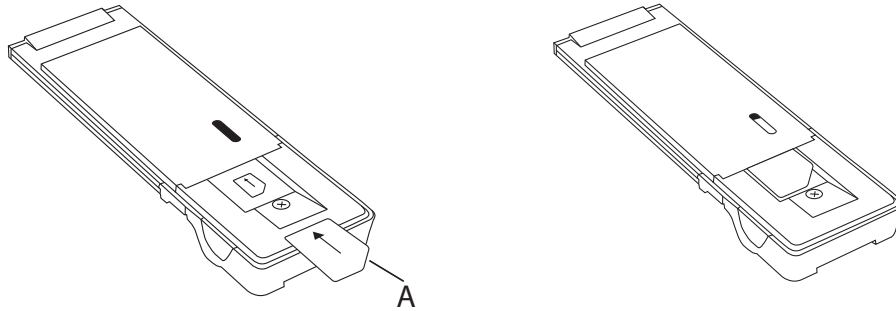
## SIM Card



When you subscribe to a mobile network, you are issued a Subscriber Identity Module (SIM) card. Your SIM card contains your personal subscriber data. To connect to a mobile network you must first insert your SIM card that includes the appropriate network subscription into your EC400.

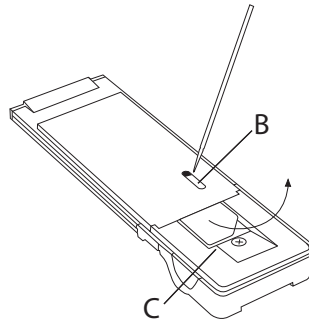
### To insert the SIM card

Insert the SIM card into the slot on the bottom of the EC400. Make sure the gold contacts on the SIM card are facing towards the EC400 and the angled corner (A) of the SIM card is placed away from the EC400 as shown. Push the SIM card into the EC400.



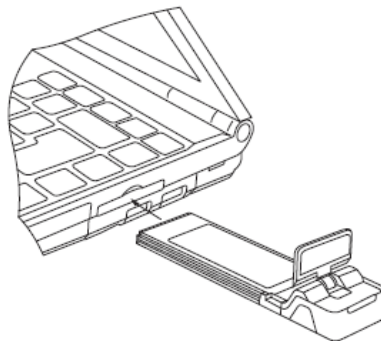
### To remove the SIM card

Insert a pen or other small pointed object into the removal slot (B) and push the SIM out of the EC400 while gently lifting the back edge of the SIM card over the catch (C).



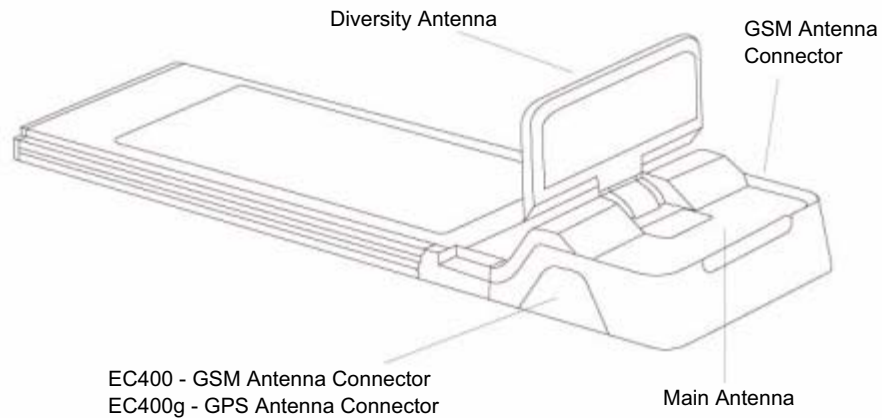
### Insert the EC400

Insert your EC400 into your laptop's ExpressCard slot as shown in the following illustration.



## Antennas

The EC400 has two built-in antennas and two external antenna connectors.



**Note:**

The Diversity antenna must be raised during use for optimal performance.

The following table describes the antennas for the EC400 and EC400g.

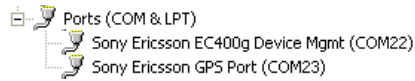
Antenna	Type	Description
Main	Built-in	Used for GSM/UMTS communications. (GPRS, EDGE, UMTS, HSPA)
Diversity	Built-in	Dual GPS/UMTS Diversity antenna. This antenna must be in the up position during operation.
GSM (Optional user supplied antenna)	External	Alternate GSM/UMTS antenna. When connected, the built-in main antenna is used as a Diversity antenna. The main performance boost is in HSPA.
GPS/DIV (Optional user supplied antenna)	External	DIV (EC400) - External HSPA Diversity antenna. Works in conjunction with the other external (GSM) Diversity antenna. When connected, the internal Diversity/GPS antenna is disabled.  GPS (EC400g) - External GPS and HSPA Diversity antenna. When connected, the built-in Diversity/GPS antenna is disabled.

## Global Positioning System

The EC400g Mobile Broadband ExpressCard provides Global Positioning System (GPS) functionality. GPS is a satellite-based navigation system made up of a network of 24 satellites orbiting the Earth. GPS works anywhere in the world, 24 hours a day.

To access the GPS features of the EC400g, select View ➔ GPS in Wireless Manager. If you are using other software, for example, supplied by your mobile operator, please consult the documentation for that application.

GPS data is provided over the *Sony Ericsson GPS Port*. This is a Windows COM Port. When you install the EC400g, Windows will assign a number, for example COM23. To link a third-party GPS-enabled application to your EC400g's GPS receiver, you may need to access the application settings and select the COM port number that Windows has allocated.



The data that the GPS device provides, is in Nautical Marine Electronics Association (NMEA) format. This format is commonly understood by GPS-enabled applications.

## Network and subscription requirements

The network subscription you use in conjunction with your EC400 depends on the functions and features that are available from your network operator. Contact your network operator or service provider to make sure the options that you require are available (UMTS/HSPDA, GPRS/EDGE and SMS).

### Note:

Network operators often provide a number of connectivity options such as WAP and Internet. These are accessed via different APNs (Access Point Names). Verify the services that you require, such as Internet, e-mail or corporate VPN (Virtual Private Network) service are available through your mobile operator and enabled on your subscription.

## Software overview

### Sony Ericsson Wireless Manager

Sony Ericsson provides Wireless Manager, an application that provides the ability to configure and manage your wireless connections on your PC. For more information about software requirements, refer to the *Wireless Manager User Guide*.

You can use Wireless Manager to:

- Connect to the Internet or your corporate network
- Display mobile network status information
- Create or modify connection settings
- Manage your EC400 settings and preferences
- Send and receive SMS messages
- Manage phonebooks saved to your SIM card and hard drive
- Enable GPS functionality (EC400g only)

### launch2net - Sony Ericsson Edition

To use your Mobile Broadband Modem with your Mac OS X system, you will need “launch2net - Sony Ericsson Edition”. This application enables you to set up and use HSPA, UMTS, EDGE, and GPRS connections, subject to network coverage and availability.

You can find the application in one or more of these locations:

- In the OS X folder of the CD-ROM (if provided)
- As a download from <http://www.novamedia.de/sonyericsson> (please check here for latest updates)

### Third-party applications

Your network operator or your network administrator may provide an application that works with your EC400. Please refer to the instructions supplied with that application. Functions and features available may be different compared with the Sony Ericsson Wireless Manager application.

### Virtual Private Network (VPN)

Your EC400 is tested for compatibility with popular VPN solutions used by corporations to enable remote workers to access the corporate network.

**Note:**

Sony Ericsson does not provide any VPN software with your EC400.

## System requirements

This section lists the hardware and software requirements for using your EC400.

### General

You will need the following hardware:

- ExpressCard slot
- EC400
- SIM card

**Note:**

The EC400 can also be used in a PC Card Slot using additional PC Card to ExpressCard converter hardware available from PC accessory suppliers. The EC400 is a USB-based ExpressCard and should work with most of these adapters.

### Windows (Wireless Manager)

Wireless Manager works with the following versions of the Windows® operating system:

- Windows 2000 Service Pack 4 (SP4)
- Windows XP Service Pack 2 (SP2); 32-bit (x86) and 64-bit (x64) processors
- Windows Vista™; 32-bit (x86) and 64-bit (x64) processors

Your PC must meet or exceed the minimum system requirements for the installed version of the Windows operating system and have the following:

- 110MB of available disk space

**Note:**


Sony Ericsson periodically releases new versions of Wireless Manager with new features and bugfixes. The exact support for the Windows Operating System may change over time. The readme.txt file included in the download, always identifies which versions and service packs of the Windows operating system are supported. For more information and downloads, please visit [www.sonyericsson.com/support](http://www.sonyericsson.com/support)

### Apple Macintosh




Please refer to the instructions supplied with launch2net or other application software.

# Additional information

## Guidelines for safe and efficient use

Please read this information before using your EC400. 

### Recommendations

- Always treat your product with care and keep it in a clean and dust-free place.
- Do not expose your product to liquid, moisture or humidity.
- Do not expose your product to extreme high or low temperatures. 
- Do not expose your product to open flames or lit tobacco products. 
- Do not drop, throw or try to bend your product.
- Do not paint your product.
- Do not use your product near medical equipment without requesting permission from your treating physician or authorised medical staff.
- Do not use your product when in, or around aircraft, or areas showing the sign “turn off two-way radio”.
- Do not use your product in an area where a potentially explosive atmosphere exists.
- Do not place your product or install wireless equipment in the area above your car’s air bag.
- Do not attempt to disassemble your product. Only Sony Ericsson authorised personnel should perform service. 

### Efficient use

Do not cover the EC400 when in use, as this affects call quality.

### Radio Frequency (RF) exposure and SAR

Your Sony Ericsson EC400 is a low-power radio transmitter and receiver (transceiver). When it is turned on, it emits low levels of radio frequency energy (also known as radio waves or radio frequency fields).

Governments around the world have adopted comprehensive international safety guidelines, developed by scientific organizations, e.g. ICNIRP (International Commission on Non-Ionizing Radiation Protection) and IEEE (The Institute of Electrical and Electronics Engineers Inc.), through periodic and thorough evaluation of scientific studies. These guidelines establish permitted levels of radio wave exposure for the general population. The levels include a safety margin designed to assure the safety of all persons, regardless of age and health, and to account for any variations in measurements.

Specific Absorption Rate (SAR) is the unit of measurement for the amount of radio frequency energy absorbed by the body when using a transceiver. The SAR value is determined at the highest certified power level in laboratory conditions, but the actual SAR level of the transceiver while operating can be well below this value. This is because the transceiver is designed to use the minimum power required to reach the network.



Variations in SAR below the radio frequency exposure guidelines do not mean that there are variations in safety. While there may be differences in SAR levels among mobile phones, all Sony Ericsson Mobile Broadband Modems are designed to meet radio frequency exposure guidelines.

More information on radio frequency exposure and SAR can be found on:

[www.sonyericsson.com](http://www.sonyericsson.com).

### **Personal medical devices**

Mobile Broadband Modems may affect the operation of cardiac pacemakers and other implanted equipment. If a minimum distance of 15 cm (6 inches) is kept between the EC400 and the pacemaker, the risk of interference is limited. If you have any reason to suspect that interference is taking place, immediately turn off your EC400. Contact your cardiologist for more information.

For other medical devices, please consult your physician and the manufacturer of the device.

### **Children**

DO NOT ALLOW CHILDREN TO PLAY WITH YOUR EC400. THEY COULD HURT THEMSELVES OR OTHERS, OR COULD ACCIDENTALLY DAMAGE THE MOBILE BROADBAND MODEM. YOUR MOBILE BROADBAND MODEM MAY CONTAIN SMALL PARTS THAT COULD BE DETACHED AND CREATE A CHOKING HAZARD.

### **Disposal of old electrical & electronic equipment**

This symbol indicates that all electrical and electronic equipment included shall not be treated as household waste. Instead it shall be left at the appropriate collection point for the recycling of electrical and electronic equipment. By ensuring this product is disposed of correctly, you will help prevent potential negative consequences for the environment and human health, which could otherwise be caused by inappropriate waste handling of this product. The recycling of materials will help to conserve natural resources. For more detailed information about recycling of this product, please contact your local city office, your household waste disposal service or the shop where you purchased your EC400.

### **Emergency calls**

Mobile Broadband Modems manufactured by Sony Ericsson do not support voice calls and should not be relied upon for essential communications.

### **Inserting and removing the SIM card – precautions against electrostatic discharge (ESD)**

Do not touch the SIM card connectors. As a precaution, always make sure that the EC400 is already in your hand before you insert or remove the SIM card.

## Generic SEMC Limited warranty

### Limited Warranty

Sony Ericsson Mobile Communications AB, Nya Vattentornet, SE-221 88 Lund, Sweden, (Sony Ericsson) or its local affiliated company, provides this Limited Warranty for your mobile phone, original accessory delivered with your mobile phone, and/or your mobile computing product (hereinafter referred to as "Product").

Should your Product need warranty service, please return it to the dealer from whom it was purchased, or contact your local Sony Ericsson Call Center (national rates may apply) or visit [www.sonyericsson.com](http://www.sonyericsson.com) to get further information.

Warranty requirements may differ by country or region. Please visit [www.sonyericsson.com/support](http://www.sonyericsson.com/support) to review the Sony Ericsson warranty applicable to the country or region where you purchased your product, which may differ from the default generic warranty included with your user materials.

### OUR WARRANTY

Subject to the conditions of this Limited Warranty, Sony Ericsson warrants this Product to be free from defects in design, material and workmanship at the time of its original purchase by a consumer. This Limited Warranty will last for a period of one (1) year as from the original date of purchase of the Product.

### WHAT WE WILL DO

If, during the warranty period, this Product fails to operate under normal use and service, due to defects in design, materials or workmanship, Sony Ericsson authorized distributors or service partners, in the country\* where you purchased the Product, will, at their option, either repair or replace the Product in accordance with the terms and conditions stipulated herein.

Sony Ericsson and its service partners reserve the right to charge a handling fee if a returned Product is found not to be under warranty according to the conditions below.

Please note that some of your personal settings, downloads and other information may be lost when your Sony Ericsson Product is repaired or replaced. At present Sony Ericsson may be prevented by applicable law, other regulation or technical restrictions from making a backup copy of certain downloads. Sony Ericsson does not take any responsibility for any lost information of any kind and will not reimburse you for any such loss. You should always make backup copies of all the information stored on your Sony Ericsson Product such as downloads, calendar and contacts before handing in your Sony Ericsson Product for repair or replacement.

### CONDITIONS

1. This Limited Warranty is valid only if the original proof of purchase for this Product issued by a Sony Ericsson authorized dealer specifying the date of purchase and serial number\*\*, is presented with the Product to be repaired or replaced. Sony Ericsson reserves the right to refuse warranty service if this information has been removed or changed after the original purchase of the Product from the dealer.
2. If Sony Ericsson repairs or replaces the Product, the repair for the defect concerned, or the replaced Product shall be warranted for the remaining time of the original warranty period or for ninety (90) days from the date of repair, whichever is longer. Repair or replacement may involve the use of functionally equivalent reconditioned units. Replaced parts or components will become the property of Sony Ericsson.

3. This warranty does not cover any failure of the Product due to normal tear and wear, or due to misuse, including but not limited to use in other than the normal and customary manner, in accordance with the Sony Ericsson instructions for use and maintenance of the Product. Nor does this warranty cover any failure of the Product due to accident, software or hardware modification or adjustment, acts of God or damage resulting from liquid.

A rechargeable battery can be charged and discharged more than a hundred times. However, it will eventually wear out - this is not a defect and corresponds to normal wear and tear. When the talk-time or standby time is noticeably shorter, it is time to replace your battery. Sony Ericsson recommends that you use only batteries and chargers approved by Sony Ericsson.

Minor variations in display brightness and colour may occur between the phones. There may be tiny bright or dark dots on the display. These are called defective pixels and occur when individual dots have malfunctioned and can not be adjusted. Two defective pixels are deemed acceptable.

Minor variations in camera image appearance may occur between phones. This is nothing uncommon and is not regarded as a defective camera module.

4. Since the cellular system on which the Product is to operate is provided by a carrier independent from Sony Ericsson, Sony Ericsson will not be responsible for the operation, availability, coverage, services or range of that system.
5. This warranty does not cover Product failures caused by installations, modifications, or repair or opening of the Product performed by a non-Sony Ericsson authorised person.
6. The warranty does not cover Product failures which have been caused by use of accessories or other peripheral devices which are not Sony Ericsson branded original accessories intended for use with the Product.
7. Tampering with any of the seals on the Product will void the warranty.
8. THERE ARE NO EXPRESS WARRANTIES, WHETHER WRITTEN OR ORAL, OTHER THAN THIS PRINTED LIMITED WARRANTY. ALL IMPLIED WARRANTIES, INCLUDING WITHOUT LIMITATION THE IMPLIED WARRANTIES OF MERCHANTABILITY OR FITNESS FOR A PARTICULAR PURPOSE, ARE LIMITED TO THE DURATION OF THIS LIMITED WARRANTY. IN NO EVENT SHALL Sony Ericsson OR ITS LICENSORS BE LIABLE FOR INCIDENTAL OR CONSEQUENTIAL DAMAGES OF ANY NATURE WHATSOEVER, INCLUDING BUT NOT LIMITED TO LOST PROFITS OR COMMERCIAL LOSS; TO THE FULL EXTENT THOSE DAMAGES CAN BE DISCLAIMED BY LAW.

Some countries/states do not allow the exclusion or limitation of incidental or consequential damages, or limitation of the duration of implied warranties, so the preceding limitations or exclusions may not apply to you.

The warranty provided does not affect the consumer's statutory rights under applicable legislation in force, nor the consumer's rights against the dealer arising from their sales / purchase contract.

#### \*GEOGRAPHICAL SCOPE OF THE WARRANTY

If you have purchased your Product in a country member of the European Economic Area (EEA) or in Switzerland or the Republic of Turkey, and such Product was intended for sale in the EEA or in Switzerland or in Turkey, you can have your Product serviced in any EEA country or in Switzerland or in Turkey, under the warranty conditions prevailing in the country in which you require servicing, provided that an identical Product is sold in such country by an authorised Sony Ericsson distributor. To find out if your Product is sold in the country you are in, please call the local Sony Ericsson Call Center. Please observe that certain services may not be possible elsewhere than in the country of original purchase, for example due to the fact that your Product may have an interior or exterior which is different from equivalent models sold in other countries. Please note in addition that it may sometimes not be possible to repair SIM-locked Products.

\*\* In some countries/regions additional information (such as a valid warranty card) may be requested.

# Technical specifications

## General

<b>Product name</b>	<b>EC400/EC400g</b>
<b>System</b>	GSM 850 E-GSM 900 GSM 1800 GSM 1900 UMTS 850 UMTS 1900 UMTS 2100
<b>PC Card Type</b>	ExpressCard/34 (USB-based)
<b>Services supported</b>	GSM: GPRS/EDGE, SMS, USSD UMTS: Packet-Switched, HSDPA, HSUPA, Circuit-Switched, SMS, USSD Speech services are not supported GPS Positioning (EC400g only)
<b>SIM Card</b>	Small plug-in card, 3V and 1.8V type Regular (non-GPRS-aware) and GPRS-aware SIMs supported USIM
<b>Type Number EC400</b>	FAD-3232012-BV
<b>Type Number EC400g</b>	FAD-3232013-BV
<b>EC400 FCC ID</b>	PY7F3232012
<b>EC400 IC</b>	4170B-F3232012
<b>EC400g FCC ID</b>	PY7F3232013
<b>EC400g IC</b>	4170B-F3232013
<b>Industry Canada Statement</b>	This Class B digital apparatus complies with Canadian ICES-003.

## Exterior description

<b>Size</b>	<b>Length:</b> 108mm <b>Width:</b> 34mm <b>Height:</b> 12mm with flip antenna in stowed position.
<b>Weight</b>	33.8g, excluding SIM card
<b>Battery</b>	Powered via the ExpressCard slot.
<b>Antenna (built-in)</b>	GSM/UMTS antenna, GPS antenna and receive diversity antenna
<b>Antenna (external)</b>	GSM/UMTS antenna, GPS antenna and receive diversity antenna Connector type: SSMB

## Ambient temperatures

<b>Operating</b>	-10 to 55 degrees C
<b>Storage</b>	-20 to 65 degrees C

## Environmental Compliance

<b>Directives</b>	WEEE (Waste Electrical and Electronic Equipment Directive) RoHS (Restriction of use of certain Hazardous Substances)
-------------------	---

## Application support

<b>Windows</b>	Sony Ericsson Wireless Manager Third-party software that might be provided by your mobile operator
<b>Apple Macintosh</b>	launch2net - Sony Ericsson Edition Third-party software that might be provided by your mobile operator

## Electrical characteristics

<b>Nominal operating voltage</b>	3.3V
<b>Average Idle Power (GPRS attached)</b>	< 250mW
<b>Data Transfer Power (Worst case with GPS enabled)</b>	< 3.3W

### Note:

All power consumptions are at nominal voltage.

## GSM performance and technical characteristics

<b>Dimension</b>	<b>GSM 850</b>	<b>GSM 900 E-GSM 900</b>	<b>GSM 1800</b>	<b>GSM 1900</b>
<b>Modulation</b>	GMSK/8-PSK	GMSK/8-PSK	GMSK/8-PSK	GMSK/8-PSK
<b>Power classes</b>	Class 4 (2W) for GSM/ GPRS and EGPRS/MCS 1-4 (GMSK);  Class E2 (0.5W) for EGPRS/MCS 5-9 (8-PSK)	Class 4 (2W) for GSM/ GPRS and EGPRS/MCS 1-4 (GMSK);  Class E2 (0.5W) for EGPRS/MCS 5-9 (8-PSK)	Class 1 (1W) for GSM/ GPRS and EGPRS/MCS 1-4 (GMSK);  Class E2 (0.4W) for EGPRS/MCS 5-9 (8-PSK)	Class 1 (1W) for GSM/ GPRS and EGPRS/MCS 1-4 (GMSK);  Class E2 (0.4W) for EGPRS/MCS 5-9 (8-PSK)

## GSM features supported

<b>ME SIM Lock</b>	Network Network Subset Service Provider Corporate
<b>Online services (SIM-AT)</b>	Supported (R99)
<b>USIM Application Toolkit</b>	Supported via AT Commands No MMI is provided
<b>USSD</b>	Phase 2+ Support is provided via AT commands; No MMI is provided

## GPRS technical data

<b>Data Rates</b>	Multislot class 10 supported (see table below). Coding schemes: CS-1, CS-2, CS-3 and CS-4
<b>Mode of Operation</b>	Class B (attaches to both GSM and GPRS at the same time).
<b>IP Connectivity</b>	PDP type IP is supported IPv4
<b>SMS over GPRS</b>	Mobile Originated and Mobile Terminated
<b>Compression</b>	TCP/IP Header Compression (RFC1144 and RFC 2507) V42bis
<b>GPRS Encryption</b>	GEA1 and GEA2
<b>GPRS IP allocation</b>	Dynamic Static

## GPRS maximum data rates

		<b>CS-1</b> 9.05 kb/s	<b>CS-2</b> 13.4 kb/s	<b>CS-3</b> 15.6 kb/s	<b>CS-4</b> 21.4 kb/s
<b>4 + 1</b>	<b>RX</b>	36.2	53.6	62.4	85.6
	<b>TX</b>	9.05	13.4	15.6	21.4
<b>3 + 2</b>	<b>RX</b>	27.15	40.2	46.8	64.2
	<b>TX</b>	18.1	26.8	31.2	42.8

Speed achieved depends on the Coding Scheme supported by the GSM network. The speeds given are maxima. Sony Ericsson cannot guarantee the speed at which your network will operate.

Data rate is the payload per slot: header plus data.

## EDGE technical data

<b>Device class</b>	EDGE Class 10
<b>Modulation Coding Schemes</b>	MCS-1 to MCS-9
<b>EDGE features</b>	Link Adaptation Incremental Redundancy Extended Uplink Temporary Block Flow (TBF) Network Assisted Cell Change (NACC)

## EDGE maximum data rates

Coding scheme	Data rate per slot	4 + 1		3 + 2	
		Rx	Tx	Rx	Tx
<b>MCS-1</b>	<b>10.60</b>	42.40	10.60	31.80	21.20
<b>MCS-2</b>	<b>13.00</b>	52.00	13.00	39.00	26.00
<b>MCS-3</b>	<b>16.60</b>	66.40	16.60	49.80	33.20
<b>MCS-4</b>	<b>19.40</b>	77.60	19.40	58.20	38.80
<b>MCS-5</b>	<b>24.05</b>	96.20	24.05	72.15	48.10
<b>MCS-6</b>	<b>31.25</b>	125.00	31.25	93.75	62.50
<b>MCS-7</b>	<b>47.45</b>	189.80	47.45	142.35	94.90
<b>MCS-8</b>	<b>57.05</b>	228.20	57.05	171.15	114.10
<b>MCS-9</b>	<b>61.85</b>	247.40	61.85	185.55	123.70

Speed achieved depends on the Coding scheme supported by the GSM Network. The speeds given are maxima, Sony Ericsson cannot guarantee the speed at which your network will operate.

Data rate is the payload per slot: header plus data.

## UMTS technical data

<b>Power class</b>	Class 3 (0.25W, 24dBm)
<b>Maximum Downlink speed</b>	384kb/s
<b>Maximum Uplink speed</b>	384kb/s
<b>UMTS features</b>	Inter-Mode Handover (UMTS/EDGE/GPRS) Inter-Mode Reselection (UMTS/EDGE/GPRS)
<b>Quality Of Service</b>	UMTS classes supported via AT Command
<b>Modes</b>	PDP type IP is supported IPv4
<b>IP Allocation</b>	Static, Dynamic
<b>R4 Enhancements</b>	Extended TBF Uplink Network Assisted Cell Change (NACC)

## HSPA technical data

<b>Maximum Downlink speed</b>	7.2Mb/s
<b>HSDPA Categories</b>	1-8, 11, 12

## HSUPA technical data

<b>Maximum Uplink speed</b>	2.0Mb/s
<b>HSUPA Categories</b>	4 (10ms) and 5

## SMS Technical Data

<b>Concatenated SMS</b>	Supported in Wireless Manager or via third party software
<b>SMS Cell Broadcast</b>	Supported via AT Commands.
<b>SMS interface</b>	Wireless Manager. AT Command.

## Firmware upgrade

<b>EC400 firmware upgrade</b>	Via secure Internet download using the Sony Ericsson Update Service, <a href="http://www.sonyericsson.com/support">www.sonyericsson.com/support</a> or at Sony Ericsson Service Points
-------------------------------	--

## Software upgrade

<b>Wireless Manager Upgrade</b>	Internet download
---------------------------------	-------------------

## GPS specifications

<b>Specification</b>	<b>Description</b>
Interface	USB virtual COM port
Protocol	NMEA 2.0
Port access	Simultaneous port open for multiple GPS applications. Automatic receiver enable upon port open.
Channels	8 hardware channels Up to 20 satellite tracking via software channels
Antennas	Built-in Diversity/GPS This antenna must be in the up position during operation. External GPS and HSPA Diversity antenna connector. When connected, the built-in Diversity/GPS antenna is disabled.
Receiver modes	Standalone (Autonomous) Enhanced Autonomous using LTO data
Performance	Cold start TTFF < 50 seconds @ -130dBm Hot start TTFF < 10s @ -130dBm Cold start TTFF < 30s @ -130dBm, with LTO



# Index

## A

antenna 5  
Apple  
    Mac OS X 6

## D

declaration of conformity iv

## E

EDGE  
    definition 2  
    maximum data rates 15  
    technical data 15

## F

FCC v, vi  
firmware 16  
firmware upgrade 16

## G

GPRS  
    definition 2  
    maximum data rates 14  
    technical data 14  
GPS 5  
GSM  
    features supported 14  
    performance 13  
guidelines  
    children 9  
    overview 8  
    personal medical devices 9  
    recommendations 8  
    RF exposure and SAR 8  
    SIM handling 9

## H

hardware  
    overview 2  
    requirements 7  
    SIM card 3  
HSDPA  
    definition 1  
    technical data 16

## I

Internet 16

## L

launch2net – Sony Ericsson Edition 6

## M

Mobile Broadband Modem  
    disposal of 9

## N

network  
    requirements 6

## P

packaging, checklist 1  
personal medical devices, guidelines 9

## R

requirements  
    hardware 7  
    network and subscription 6  
RF  
    exposure 8

## S

SAR 8  
SIM Card  
    guidelines 9  
SIM card 3  
SMS  
    definition 2  
    technical data 16  
software  
    Apple Macintosh 6  
    launch2net – Sony Ericsson Edition 6  
    overview 6  
    third-party applications 7  
    Wireless Manager 6  
specifications 12  
support  
    Sony Ericsson Website vii

## **T**

technical specifications 12  
third-party applications 7

## **U**

UMTS  
definition 2  
technical data 15

## **V**

VPN 7

## **W**

warranty  
limited 10  
Wireless Manager  
description 6