

Photo Report



Photo 1: Test setup for conducted measurements at AC port (setup_01 AC)




Photo 2: Test setup for radiated measurements below 1GHz (setup_01 AC)




Photo 3: Test setup for radiated measurements below 1GHz (setup_02 DC)




Photo 4: Test setup for radiated measurements above 1GHz (setup_01 AC)




Photo 5: Test setup for radiated measurements above 1GHz (setup_02 DC)