

5 Photo Report



Photo 1: Test setup for radiated measurements (Enclosure, below 30 MHz)




Photo 2: Test setup for radiated measurements (Enclosure, 30 MHz to 1 GHz)


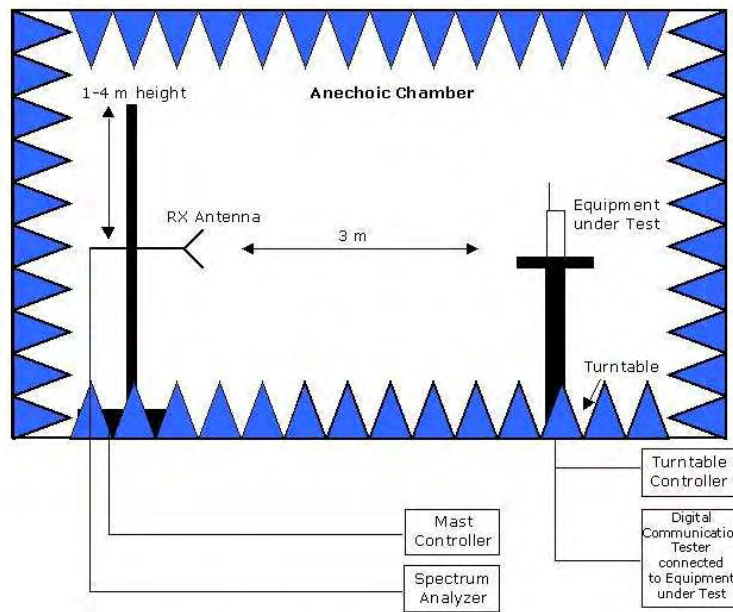


Photo 3: Test setup for radiated measurements (Enclosure, above 1 GHz)

6 Setup Drawings



Remark: Depending on the frequency range suitable antenna types, attenuators or preamplifiers are used.

Drawing 1: Setup in the Anechoic chamber:
 Measurements below 1 GHz: Semi-anechoic, conducting ground plane.
 Measurements above 1 GHz: Fully-anechoic, absorbers on all surfaces