

12. TEST SETUP PHOTOGRAPHS



Figure 12-1
Test Setup for Wireless Device




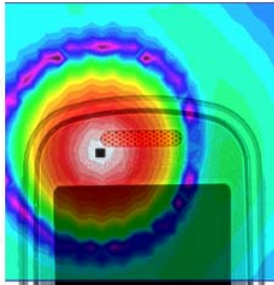


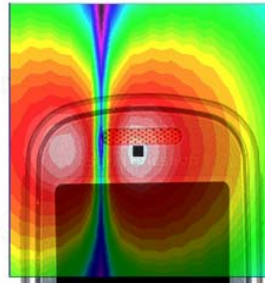
Figure 12-2
Test Setup for Wireless Device

FCC ID: PY7AF052041	 PCTEST Engineering Laboratory, Inc.	C63.19-2006 v3.12 §6 HAC TEST REPORT	 Sony Ericsson	Reviewed by: Quality Manager
Filename: 0609280854	Test Dates: October 11 - 12, 2006	EUT Type: Dual-Band GSM/PCS EDGE Phone with Bluetooth		Page 32 of 33

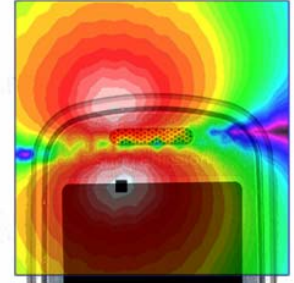
T-Coil Scan Overlay Magnetic Field Distributions



Axial





Radial H (Transverse)



Radial V (Longitudinal)

Note: final measurement locations are indicated by a cursor on the contour plots.

FCC ID: PY7AF052041	 C63.19-2006 v3.12 §6 HAC TEST REPORT		Reviewed by: Quality Manager
Filename: 0609280854	Test Dates: October 11 - 12, 2006	EUT Type: Dual-Band GSM/PCS EDGE Phone with Bluetooth	Page 33 of 33