




## 12. TEST SETUP PHOTOGRAPHS



**Figure 12-1**  
**Test Setup for Wireless Device**



**Figure 12-2**  
**Test Setup for Wireless Device**

<b>FCC ID:</b> PY7AF042012	 <b>PCTEST</b>	<b>C63.19-2006 v3.12 §6 HAC TEST REPORT</b>	 <b>Sony Ericsson</b>	<b>Reviewed by:</b> Quality Manager
<b>Filename:</b> 0605170379	<b>Test Dates:</b> May 22 -23, 2006	<b>EUT Type:</b> Dual-Band GSM/PCS EDGE Phone with Bluetooth	Page 34 of 35	

## T-Coil Scan Overlay Magnetic Field Distributions



Axial





Radial H (Transverse)



Radial V (Longitudinal)

Note: final measurement locations are indicated by a cursor on the contour plots.

<b>FCC ID:</b> PY7AF042012	 <b>PCTEST</b>	<b>C63.19-2006 v3.12 §6 HAC TEST REPORT</b>		<b>Reviewed by:</b> Quality Manager
<b>Filename:</b> 0605170379	<b>Test Dates:</b> May 22 -23, 2006	<b>EUT Type:</b> Dual-Band GSM/PCS EDGE Phone with Bluetooth		Page 35 of 35