

12. TEST SETUP PHOTOGRAPHS



Figure 12-1
Test Setup for Wireless Device






Figure 12-2
Test Setup for Wireless Device

FCC ID: PY7AF042011	 PCTEST	C63.19-2006 v3.12 §6 HAC TEST REPORT		Reviewed by: Quality Manager
Filename: 0605170377	Test Dates: May 22 -23, 2006	EUT Type: Dual-Band GSM/PCS EDGE Phone with Bluetooth		Page 34 of 35

T-Coil Scan Overlay Magnetic Field Distributions



Axial





Radial H (Transverse)



Radial V (Longitudinal)

Note: final measurement locations are indicated by a cursor on the contour plots.

FCC ID: PY7AF042011	 PCTEST	C63.19-2006 v3.12 §6 HAC TEST REPORT		Reviewed by: Quality Manager
Filename: 0605170377	Test Dates: May 22 -23, 2006	EUT Type: Dual-Band GSM/PCS EDGE Phone with Bluetooth		Page 35 of 35