

16. SETUP PHOTOGRAPHS

See following Attached Pages for setup photographs.





FCC ID: PY7AF042011	 PCTEST	C63.19-2006 v3.12 HAC TEST REPORT	 Sony Ericsson	Reviewed by: Quality Manager
HAC Filename: 0606150499	Test Dates: June 16 - 17, 2006	EUT Type: Dual-Band GSM/PCS EDGE Phone with Bluetooth		Page 68 of 70



Figure 16-1



Figure 16-2

FCC ID: PY7AF042011	 PCTEST	C63.19-2006 v3.12 HAC TEST REPORT	 Sony Ericsson	Reviewed by: Quality Manager
HAC Filename: 0606150499	Test Dates: June 16 - 17, 2006	EUT Type: Dual-Band GSM/PCS EDGE Phone with Bluetooth		Page 69 of 70

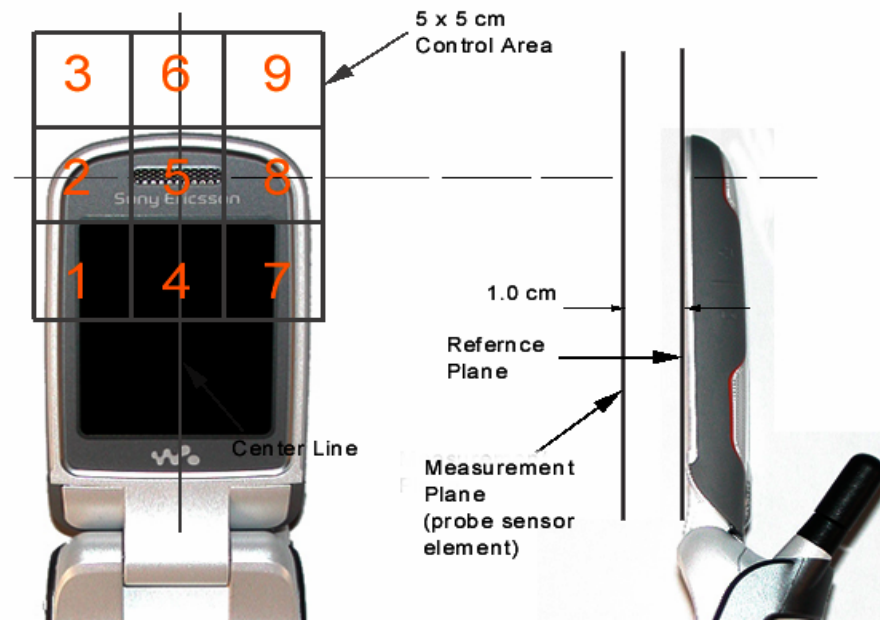




Figure 16-3 5x5 Scan grid above WD



Figure 16-4
E-Field WD Scan overlay



Figure 16-5
H-Field WD Scan overlay

FCC ID: PY7AF042011	 PCTEST	C63.19-2006 v3.12 HAC TEST REPORT	 Sony Ericsson	Reviewed by: Quality Manager
HAC Filename: 0606150499	Test Dates: June 16 - 17, 2006	EUT Type: Dual-Band GSM/PCS EDGE Phone with Bluetooth		Page 70 of 70