





19 SAR TEST SETUP PHOTOGRAPHS



FCC ID: PY7A5880009	 PCTEST ENGINEERING LABORATORY, INC.	SAR COMPLIANCE REPORT	 Sony Ericsson	Reviewed by: Quality Manager
Filename: 0Y1008111351.PY7	Test Dates: 08/18/10	EUT Type: Cellular CDMA and PCS GSM/GPRS Phone with Bluetooth	Page 30 of 33	




**Figure 19-1
SAR Test Setup Photo 1**




**Figure 19-2
SAR Test Setup Photo 2**



FCC ID: PY7A5880009		SAR COMPLIANCE REPORT	 Reviewed by: Quality Manager
Filename: OY1008111351.PY7	Test Dates: 08/18/10	EUT Type: Cellular CDMA and PCS GSM/GPRS Phone with Bluetooth	Page 31 of 33



**Figure 19-3
SAR Test Setup Photo 3**



**Figure 19-4
SAR Test Setup Photo 4**

FCC ID: PY7A5880009		SAR COMPLIANCE REPORT	 Reviewed by: Quality Manager
Filename: OY1008111351.PY7	Test Dates: 08/18/10	EUT Type: Cellular CDMA and PCS GSM/GPRS Phone with Bluetooth	Page 32 of 33






Figure 19-5
SAR Test Setup Photo 5

Note: Headset Cable is connected to the device during Body SAR assessment, as seen above.

FCC ID: PY7A5880009		SAR COMPLIANCE REPORT	 Reviewed by: Quality Manager
Filename: 0Y1008111351.PY7	Test Dates: 08/18/10	EUT Type: Cellular CDMA and PCS GSM/GPRS Phone with Bluetooth	Page 33 of 33