

**Annex C Internal photographs of the EUT**

Photo documentation: radiated sample No. 2

Photo 1:



Photo 2:

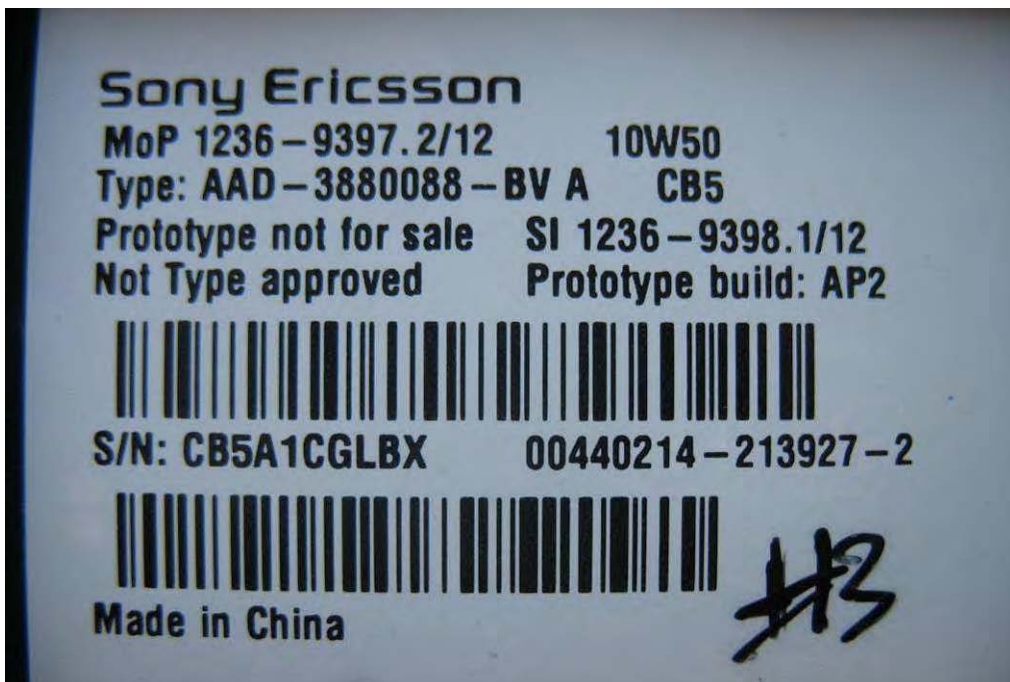


Photo 3:



Photo 4:



Photo 5:




Photo 6:



Photo 7:




Photo 8:



Photo 9:



Photo 10:




Photo 11:




Photo 12:



Photo 13:




Photo 14:



Photo 15:




Photo 16:





Photo 17:



Photo 18:



Photo 19:



Photo 20:



Photo 21:



Photo 22:



Photo 23:



Photo 24:




Photo 25:




Photo 26:




Photo 27:




Photo 28:




Photo 29:





Photo 30:



Photo 31:





**Annex D Document history**

| Version | Applied changes | Date of release |
|---------|-----------------|-----------------|
| 1.0     | Initial release | 2011-02-15      |

**Annex E Further information****Glossary**

|          |   |                                  |
|----------|---|----------------------------------|
| DUT      | - | Device under Test                |
| EMC      | - | Electromagnetic Compatibility    |
| EUT      | - | Equipment under Test             |
| FCC      | - | Federal Communication Commission |
| FCC ID   | - | Company Identifier at FCC        |
| HW       | - | Hardware                         |
| IC       | - | Industry Canada                  |
| Inv. No. | - | Inventory number                 |
| N/A      | - | not applicable                   |
| S/N      | - | Serial Number                    |
| SW       | - | Software                         |