

**Annex C: Photo documentation**

Photo 1: DASY4 measurement system with HAC set-up




Photo 2: DUT - front view with magnetic field maximum position



Photo 5: DUT at test position with probe at ear interface




Photo 6: probe distance 0.7 mm from test arch




Photo 7: DUT positioning below test arch




Photo 8: probe calibration within Helmholtz coil before measurement

