



## 13. TEST SETUP PHOTOGRAPHS



**Figure 13-1**  
**Test Setup for Wireless Device**



**Figure 13-2**  
**Test Setup for Wireless Device**

<b>FCC ID:</b> PY7A3880017	 <b>PCTEST</b> ENGINEERING LABORATORY, INC.	<b>HAC (T-COIL) TEST REPORT</b>		<b>Reviewed by:</b> Quality Manager
<b>Filename:</b> 0905261061.PY7	<b>Test Dates:</b> May 27 - 28, 2009	<b>EUT Type:</b> 850/1900 GSM//GPRS/EDGE/WCDMA Phone with Bluetooth		Page 38 of 39





Axial

Radial H (Transverse)

Radial V (Longitudinal)

**Figure 13-3**  
**T-Coil Scan Overlay Magnetic Field Distributions**

Note: Final measurement locations are indicated by a cursor on the contour plots.

FCC ID: PY7A3880017	 <b>PCTEST</b> ENGINEERING LABORATORY, INC.	HAC (T-COIL) TEST REPORT		Reviewed by: Quality Manager
Filename: 0905261061.PY7	Test Dates: May 27 - 28, 2009	EUT Type: 850/1900 GSM//GPRS/EDGE/WCDMA Phone with Bluetooth		Page 39 of 39