



## 13. TEST SETUP PHOTOGRAPHS



**Figure 13-1**  
**Test Setup for Wireless Device**



**Figure 13-2**  
**Test Setup for Wireless Device**

|                                       |   |   |   |  |
|---------------------------------------|---|---|---|--|
| <b>FCC ID:</b> PY7A3252022            |  <b>PCTEST</b> | <b>C63.19-2006 v3.12 §6 HAC TEST REPORT</b>                 |  | <b>Reviewed by:</b><br>Quality Manager |
| <b>Filename:</b><br>0708210903-R1.PY7 | <b>Test Dates:</b><br>August 27 - 30, 2007  | <b>EUT Type:</b><br>850/1900 GSM/WCDMA Phone with Bluetooth |   | Page 34 of 35                          |

### T-Coil Scan Overlay Magnetic Field Distributions



Axial





Radial H (Transverse)



Radial V (Longitudinal)

Note: final measurement locations are indicated by a cursor on the contour plots.

|                                       |   |   |  |
|---------------------------------------|---|---|--|
| <b>FCC ID:</b> PY7A3252022            |  | <b>C63.19-2006 v3.12 §6 HAC TEST REPORT</b>                 |  <b>Reviewed by:</b><br>Quality Manager |
| <b>Filename:</b><br>0708210903-R1.PY7 | <b>Test Dates:</b><br>August 27 - 30, 2007  | <b>EUT Type:</b><br>850/1900 GSM/WCDMA Phone with Bluetooth | Page 35 of 35  |