



MY FIRST HOUR

## Important information

Please read the *Important information* leaflet before you use your mobile phone.

! Some of the services and features described in this User guide are not supported in all countries/regions or by all networks and/or service providers in all areas. Without limitation, this applies to the GSM International Emergency Number 112. Please contact your network operator or service provider to determine availability of any specific service or feature and whether additional access or usage fees apply.

## Getting started

Some basic getting started instructions are printed on the box supplied with your phone. Below you will also find information to help get you started.

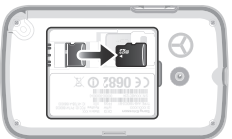
### To insert the SIM card



- Open the cover and insert the SIM card with the gold-coloured contacts facing down.

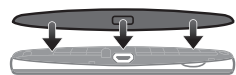
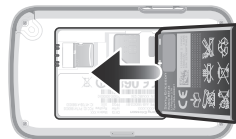
### To insert or remove a memory card

- ! You may have to purchase a memory card separately.



- 1 Remove the battery cover and insert the memory card with the gold-coloured contacts facing down.
- 2 To remove the memory card, first remove the battery cover, then press the hook and draw the memory card outwards.

### To insert the battery



- 1 Insert the battery with the label side up and the connectors facing each other.
- 2 Put the battery cover into place.

### To turn on the phone

- 1 Press and hold down the **Power** key.
- 2 Enter your PIN, if requested.
- 3 Select **OK**.
- 4 Select a language.
- 5 Select **Yes** to start the setup wizard.

- ! If you make a mistake when you enter your PIN, you can press **Cancel** to delete numbers.

### To turn off the phone

- Press and hold down **Power**.

- ! Before turning off the phone, you must return to standby.

## Starting your phone for the first time

The first time you start your phone, a setup guide helps you enter essential phone settings and import contacts. You can also access the setup guide later from the phone settings.

### To set the time and date at startup

- 1 When the setup guide prompts you to set the time and date at startup, select **Yes**.
- 2 Enter the hour and minute fields to adjust the time.
- 3 When you're done, select **Save**.
- 4 Enter the year, month and day fields to adjust the date.
- 5 When you're done, select **Save**.

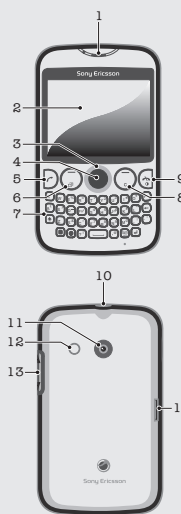
### To import contacts from a SIM card

- When you start your phone for the first time with a SIM card inserted, the setup guide prompts you to import your SIM contacts. Select **Yes**.

## Getting to know your phone

### Phone overview

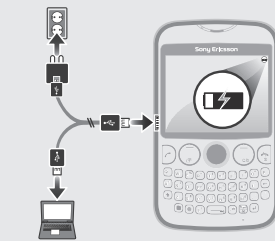
- 1 Ear speaker
- 2 Screen
- 3 Navigation key
- 4 Selection key
- 5 Call key
- 6 Shortcut key
- 7 Keypad
- 8 Clear key
- 9 End key, On/off key
- 10 Handset connector
- 11 Camera lens
- 12 Speaker
- 13 Volume key
- 14 Connector for charger and USB cable



### Charging the battery

Your phone battery is partly charged when you buy the phone. It may take a few minutes before the battery icon **Battery** appears on the screen when you connect the phone charger cable to a power source, such as a USB port or a phone charger. You can still use your phone while it is charging.

- ! The battery will start to discharge a little after it is fully charged and then charges again after a certain time when the phone charger is connected. This is to extend battery life and may result in the charge status showing a level below 100 percent.



### To charge the phone using the power adapter

- Connect the phone to a power outlet using the USB cable and the power adapter.

### Navigation

The main menus are shown as icons. Some submenus include tabs.

#### To access the main menu

- When **Menu** appears on the screen, press the centre selection key.
- When **Menu** does not appear on the screen, press the End key, then press the centre selection key.

#### To navigate the phone menus

- 1 Press the centre selection key to select **Menu**.
- 2 Press the navigation key upwards, downwards, left or right to move through the menus.



#### To select an item

- Scroll to the item and press the centre selection key

#### To scroll between tabs

- Press the navigation key left or right .

#### To go back one step in a menu

- Select **Back**.

#### To end a function

- Press **Cancel**.

#### To return to standby

- Press **Power**.

## Friends application

The Friends application collects communications with your top five friends into one view. All communications – Facebook™ or Twitter™ updates, text and multimedia messages, missed calls – appear in standby.

- ! This application may not be available in all countries or regions.

### To add a friend to the Friends application

- 1 From standby, select **Friends**.
- 2 Select **Add**.
- 3 All contacts in your phone are displayed. Select a contact to add it as one of your five closest friends. You can add one friend at a time.
- 4 To add another friend, press the navigation key left or right to scroll to another **Friend** icon.
- 5 Select **Add** and press the navigation key up or down to select a contact.

### To call a friend from the Friends application

- 1 From standby, select **Friends**.
- 2 Press the navigation key left or right to select a friend.
- 3 Scroll to **Call** and select **Call**.

### To view a received message in the Friends application

- 1 When a messaging notification appears, select **Friends**.
- 2 Press the navigation key left or right to select the friend who sent the message.
- 3 Scroll to **View**, then select **Open > View**.

### To reply to a message using the Friends application

- 1 From standby, select **Friends**.
- 2 Press the navigation key left or right to select a friend.
- 3 Scroll to **View**.
- 4 Select **Open > View** and scroll to the message you want to reply to.
- 5 Select **Reply** to reply to the message.

### To access Facebook via the Friends application

- 1 From standby, select **Friends**.
- 2 Press the navigation key left or right to select a friend.
- 3 Scroll to **Open** and select **Open**.
- ! You can also manage Twitter™ events in a similar way.

### To adjust the Friends update frequency

- 1 From standby, select **Friends**.
- 2 Select **Options > My settings > Update frequency**.
- 3 Select an option.

Sony Ericsson  
Sony Ericsson  
txt

## Startup guide

Sony Ericsson Mobile Communications AB  
SE-221 68 Lund, Sweden  
www.sonyericsson.com

## Instant messaging

Use the IM (Instant Messaging) application to chat with other people and participate in IM groups to discuss topics that interest you. IM service providers can vary in the features they offer users.

Before you can use instant messaging, you need to have the proper settings on your phone. In some cases, the settings may be already configured on your phone. Or you may receive the settings in the form of a configuration message from an IM service provider.

### To set up Google Talk™

- 1 From standby, select **Menu** > **Applications**.
- 2 Follow the registration wizard to create a Google™ account, or sign in if you already have an account. Your phone is now ready to use with Gmail™ and Google Talk™.

### To start Google Talk™

- From standby, select **Menu** > **Applications**.

## Entering text

You can enter letters, numbers and special characters using the QWERTY keyboard. The input mode is Multitap.

### To enter an upper-case letter

- Press and hold down **[Q]**, then type the desired letter. The keyboard reverts to lower-case input after you release the **[Q]** key.

### To turn on the caps lock

- Before you enter text, press **[Q]** until **[A]** appears on the screen.

### To enter a character using the mode toggle key

- Press **[M]** to activate the mode toggle key, then press a key featuring associated characters of the same colour. For example, press **[Q]** once and then press the **"1"** key to enter "1".

### To lock and unlock the mode toggle key

- 1 Press **[M]** twice to lock the mode toggle key, then enter text by pressing associated keys featuring characters of the same colour.
- 2 To unlock the mode toggle key, press it again.

### To insert symbols

- 1 When you enter text, press **[K]**. A keypad with symbols appears.
- 2 Select the symbol or symbols you want to insert.

### To change the writing language

- 1 When you enter text, press **[G]**.
- 2 Select an option.

### To enter text

- 1 To enter a word, you can either input each letter individually, or select from a list of predicted words when **▼** appears by pressing the navigation key downwards.
- 2 If the word you want is not in the list, select **Options** > **Spell word**, then type the word and press **Save**.

## Messaging

### Text messages

You must have a valid service centre number in your phone. This is supplied by your service provider and saved on the SIM card. You may have to enter the number yourself.

### To write and send a text message

- 1 Select **Menu** > **Messaging** > **Write new** > **Message**.
- 2 Write the message and select **Continue**. Select **Enter email address, Contacts look-up, or Enter phone number**.
- 3 Select a recipient and then select **Send**.

### To view a received text message

- **Text message received** appears. Select **Yes**.

### To view messages from the Inbox

- 1 Select **Menu** > **Messaging** > **Inbox**.
- 2 Scroll to a message and select **View**.

### Multimedia messages

Multimedia messages can contain text, pictures, sound and other attachments. They are sent using MMS (Multimedia Messaging Service) to a mobile phone. You need the correct Internet settings in your phone to use multimedia messaging. See *Internet*.

### To write and send a multimedia message

- 1 Select **Menu** > **Messaging** > **Write new** > **Message**.
- 2 Enter text, if desired. To add items to the message, press the navigation key downwards, then scroll left or right and select an item.
- 3 To preview the multimedia message before sending it, select **Options** > **Preview**.
- 4 When the message is ready, select **Continue**.
- 5 Add a recipient by selecting a send option.
- 6 When you're done, select **Send**.

### Conversations

You can choose whether to view your messages in **Conversations** or the **Inbox**. A messaging conversation shows all messaging communication between you and one of your contacts.

### To send a message from Conversations

- 1 Select **Menu** > **Messaging**.
- 2 Select **Conversations**, or select **Inbox** and then select the **Conversations** tab.
- 3 Select a conversation.
- 4 Write a message and select **Send**.

## Calling

You must turn on the phone and be within range of a network.

### To make a call

- 1 Enter a phone number (with international country code and area code, if applicable).
- 2 Press **[D]**.

- ! You can call numbers from the Contacts application and from the call list.

### To end a call

- Press **[G]**.

### To answer a call

- Press **[D]**.

### To reject a call

- Press **[G]**.

### To change the ear speaker volume during a call

- Press the volume key up or down.

### To turn off the ringtone without answering a call

- Press the volume key up or down.

### To turn on the loudspeaker during a call

- Select **Spkr on**.

- ! Do not hold the phone to your ear when using the loudspeaker. This could damage your hearing.

### To make an international call

- 1 From standby, press **[\*]** to make a "+" symbol appear.
- 2 Enter the country code, area code (without the first zero) and phone number.
- 3 Press **[D]**.

### Call list

You can view information about recent calls.

### To call a number from the call list

- 1 Press **[D]**.
- 2 Scroll to a name or a number and press **[D]**.

### To clear the call list

- 1 Press **[D]**.
- 2 In the **All** tab, select **Options** > **Delete all**.
- 3 To confirm, select **Yes**.

## Contacts

You can save names, phone numbers and personal information in **Contacts**. Information can be saved in the phone memory or on the SIM card.

### To add a phone contact

- 1 Select **Menu** > **Contacts**.
- 2 Scroll to **New contact** and select **Add**.
- 3 Enter the contact's name and select **OK**.
- 4 Scroll to **New number**: and select **Add**.
- 5 Enter the number and select **OK**.
- 6 Select a number option.
- 7 Scroll between the tabs and add other information, if desired, in the relevant fields.
- 8 Select **Save**.

### To edit a phone contact

- 1 Select **Contacts**.
- 2 Scroll to a contact and select **Options** > **Edit contact**.
- 3 Scroll between the tabs, edit information and select **Save**.

### Calling contacts

### To make a call using the Smart search feature

- 1 Using the keypad, enter a series of digits or letters. All entries that match the sequence of digits or corresponding letters are shown in a list.
- 2 Scroll to a contact or a phone number in the list and press the Call key.

### To turn the Smart search feature on or off

- 1 Select **Menu** > **Settings** > the **Calls** tab > **Smart search**.
- 2 Select an option.

## Internet

You need the correct Internet settings in your phone. If the settings are not in your phone, you can go to [www.sonyericsson.com/support](http://www.sonyericsson.com/support) or ask your service provider for more information.

- ! Make sure you have a phone subscription that supports data transmission.

### To select an Internet profile

- 1 Select **Menu** > **Settings** > **Connectivity** > **Internet settings** > **Internet profiles** > **Connect using**.
- 2 Select an account.

### To use the browser

- 1 Select **Menu** > **Entertainment** > **Internet** > **Options** > **Go to**.
- 2 Select an option.

### To exit the browser

- When you are browsing, press **[G]**.

## Legal information

### Sony Ericsson txt CK13i/XXXX

This User guide is published by Sony Ericsson Mobile Communications AB or its local affiliated company, without any warranty. Improvements and changes to this User guide necessitated by typographical errors, inaccuracies of current information, or improvements to programs and/or equipment, may be made by Sony Ericsson Mobile Communications AB at any time and without notice. Such changes will, however, be incorporated into new editions of this User guide.

All rights reserved.

©Sony Ericsson Mobile Communications AB, 2011

Publication number: 1251-1674.1

**Attention:** Some of the services and features described in this User guide are not supported by all networks and/or service providers in all areas. Without limitation, this applies to the GSM International Emergency Number 112. Please contact your network operator or service provider to determine availability of any specific service or feature and whether additional access or usage fees apply.

Your mobile phone has the capability to download, store and forward additional content, e.g. ringtones. The use of such content may be restricted or prohibited by rights of third parties, including but not limited to restriction under applicable copyright laws. You, and not Sony Ericsson, are entirely responsible for additional content that you download to or forward from your mobile phone. Prior to your use of any additional content, please verify that your intended use is properly licensed or is otherwise authorized. Sony Ericsson does not guarantee the accuracy, integrity or quality of any additional content or any other third party content. Under no circumstances will Sony Ericsson be liable in any way for your improper use of additional content or other third party content.

All product and company names mentioned herein are the trademarks or registered trademarks of their respective owners.

This User guide may reference services or applications provided by third parties. Use of such programming or services may require separate registration with the third party provider and may be subject to additional terms of use. For applications accessed on or through a third-party website, please review such websites' terms of use and applicable privacy policy in advance. Sony Ericsson does not warrant or guarantee the availability or performance of any third-party websites or offered services.

This product is protected by certain intellectual property rights of Microsoft. Use or distribution of such technology outside of this product is prohibited without a license from Microsoft.

Other product and company names mentioned herein may be the trademarks of their respective owners. Any rights not expressly granted herein are reserved. All other trademarks are property of their respective owners.

All illustrations are for illustration only and may not accurately depict the actual phone.

Microsoft, Windows and Vista are registered trademarks or trademarks of Microsoft Corporation in the United States and/or other countries.

"Export Regulations: This product, including any software or technical data contained in or accompanying the product, may be subject to import and export regulations of the European Union, the United States and other countries. The user and any possessor of the product agrees to comply strictly with all such regulations and acknowledges that it is their responsibility to obtain any required licenses to export, re-export, or import this product. Without limiting the foregoing, and as an example, the user and any possessor of the product: (1) must not knowingly export or re-export Products to destinations identified pursuant to Articles in Chapter II of European Council Regulation (EC) 428/2009; (2), must comply with U.S. government Export Administration Regulations ("EAR", 15 C.F.R. §§ 730-774, <http://www.bis.doc.gov/>) administered by Department of Commerce, Bureau of Industry and Security; and (3) must comply with economic sanctions regulations (30 C.F.R. §§ 500 et. seq., <http://www.treas.gov/offices/enforcement/ofac/>) administered by the U.S. Department of Treasury, Office of Foreign Assets Control. The user and any possessor of the product may not transport or deliver the product, its accessories or separate software to any country, region, entity or person prohibited by these regulations."

**Sony Ericsson Consumer Web site**

At [www.sonyericsson.com/support](http://www.sonyericsson.com/support) there is a support section where help and tips are only a few clicks away. Here you will find the latest computer software updates and tips on how to use your product more efficiently.

**Service and support**

You have access to a portfolio of exclusive service advantages such as:

- Global and local Web sites providing support.
- A global network of Contact Centers.
- An extensive network of Sony Ericsson service partners.
- A warranty period. Learn more about the warranty conditions in the *Limited warranty* section.

At [www.sonyericsson.com/support](http://www.sonyericsson.com/support), you can find the latest support tools and information. For operator-specific services and features, please contact your network operator.

You can also contact our Contact Centers. If your country/region is not represented in the list below, please contact your local dealer. (Calls are charged according to national rates, including local taxes, unless the phone number is a toll-free number.)

If your product needs service, please contact the dealer from whom it was purchased, or one of our service partners. For warranty claims, save proof of purchase.

**Guidelines for Safe and Efficient Use**

Please follow these guidelines. Failure to do so might entail a potential health risk or product malfunction. If in doubt as to its proper function, have the product checked by a certified service partner before charging or using it.

**Recommendations for care and safe use of our products**

- Handle with care and keep in a clean and dust-free place.
- **Warning!** May explode if disposed of in fire.
- Do not expose to liquid or moisture or excess humidity.

Important information

- For optimum performance, the product should not be operated in temperatures below -10°C(+14°F) or above +45°C(+113°F). Do not expose the battery to temperatures above +60°C(+140°F).
- Do not expose to flames or lit tobacco products.
- Do not drop, throw or try to bend the product.
- Do not paint or attempt to disassemble or modify the product. Only Sony Ericsson authorised personnel should perform service.
- Consult with authorised medical staff and the instructions of the medical device manufacturer before using the product near pacemakers or other medical devices or equipment.
- Discontinue use of electronic devices, or disable the radio transmitting functionality of the device, where required or requested to do so.
- Do not use where a potentially explosive atmosphere exists.
- Do not place the product, or install wireless equipment, in the area above an air bag in a car.
- **Caution:** Cracked or broken displays may create sharp edges or splinters that could be harmful upon contact.
- Do not use the Bluetooth Headset in positions where it is uncomfortable or will be subject to pressure.

**Children**

**Warning!** Keep out of the reach of children. Do not allow children to play with mobile phones or accessories. They could hurt themselves or others. Products may contain small parts that could become detached and create a choking hazard.

**Power supply (Charger)**

Connect the charger to power sources as marked on the product. Do not use outdoors or in damp areas. Do not alter or subject the cord to damage or stress. Unplug the unit before cleaning it. Never alter the plug. If it does not fit into the outlet, have a proper outlet installed by an electrician. When a power supply is connected there is a small drain of power. To avoid this small energy waste, disconnect the power supply when the product is fully charged.

**Accessories**

Use only Sony Ericsson branded original accessories and certified service partners. Sony Ericsson does not test third-party accessories. Accessories may influence RF exposure, radio performance, loudness, electric safety and other areas. Third-party accessories and parts may pose a risk to your health or safety or decrease performance.

**Accessible Solutions/Special Needs**

In the US, compatible Sony Ericsson phones may offer compatibility with TTY terminals (with use of necessary accessory). For more information call the Sony Ericsson Special Needs Center on 877 878 1996 (TTY) or 877 207 2056 (voice), or go to [www.sonyericsson-snc.com](http://www.sonyericsson-snc.com).

**Disposal of old electrical and electronic equipment**

Electronic equipment and batteries should not be included as household waste but should be left at an appropriate collection point for recycling. This helps prevent potential negative consequences for the environment and human health. Check local regulations by contacting your local city office, your household waste disposal service, the shop where you purchased the product or calling a Sony Ericsson Contact Center. Do not attempt to remove internal batteries. Internal batteries shall be removed only by a waste treatment facility or trained service professional.

**Disposing of the battery**

Check local regulations or call a Sony Ericsson Contact Center for information. Never use municipal waste.

**Memory card**

If the product comes complete with a removable memory card, it is generally compatible with the handset purchased but may not be compatible with other devices or the capabilities of their memory cards. Check other devices for compatibility before purchase or use. If the product is equipped with a memory card reader, check memory card compatibility before purchase or use.

Sony Ericsson Contact Center (national rates may apply) or visit [www.sonyericsson.com](http://www.sonyericsson.com) to get further information.

**Our warranty**

Subject to the conditions of this Limited Warranty, Sony Ericsson warrants this Product to be free from defects in design, material and workmanship at the time of its original purchase by a consumer. This Limited Warranty will last for a period of two (2) years as from the original date of purchase of the Product for your mobile phone, and for a period of one (1) year following the original purchase date of the Product for all original accessories (such as the battery, charger or handsfree kit) which may be delivered with your mobile phone.

**What we will do**

If, during the warranty period, this Product fails to operate under normal use and service, due to defects in design, materials or workmanship, Sony Ericsson authorised distributors or service partners, in the country/region\* where you purchased the Product, will, at their option, either repair or replace the Product in accordance with the terms and conditions stipulated herein.

Sony Ericsson and its service partners reserve the right to charge a handling fee if a returned Product is found not to be under warranty according to the conditions below.

Please note that some of your personal settings, downloads and other information may be lost when your Sony Ericsson Product is repaired or replaced. At present, Sony Ericsson may be prevented by applicable law, other regulation or technical restrictions from making a backup copy of certain downloads. Sony Ericsson does not take any responsibility for any lost information of any kind and will not reimburse you for any such loss. You should always make backup copies of all the information stored on your Sony Ericsson Product such as downloads, calendar and contacts before handing in your Sony Ericsson Product for repair or replacement.

phone. The SAR value is determined at the highest certified power level in laboratory conditions, but because the phone is designed to use the minimum power necessary to access the chosen network, the actual SAR level can be well below this value. There is no proof of difference in safety based on difference in SAR value.

Products with radio transmitters sold in the US must be certified by the Federal Communications Commission (FCC). When required, tests are performed when the phone is placed at the ear and when worn on the body. For body-worn operation, the phone has been tested when positioned a minimum of 15 mm from the body without any metal parts in the vicinity of the phone or when properly used with an appropriate Sony Ericsson accessory and worn on the body.

For more information about SAR and radio frequency exposure, go to: [www.sonyericsson.com/health](http://www.sonyericsson.com/health).

**Flight mode**

Bluetooth and WLAN functionality, if available in the device, can be enabled in Flight mode but may be prohibited onboard aircraft or in other areas where radio transmissions are prohibited. In such environments, please seek proper authorisation before enabling Bluetooth or WLAN functionality even in Flight mode.

**Malware**

Malware (short for malicious software) is software that can harm the mobile phone or other computers. Malware or harmful applications can include viruses, worms, spyware, and other unwanted programs. While the device does employ security measures to resist such efforts, Sony Ericsson does not warrant or represent that the device will be impervious to the introduction of malware. You can however reduce the risk of malware attacks by using care when downloading content or accepting applications, refraining from opening or responding to messages from unknown sources, using trustworthy services to access the Internet, and only downloading content to the mobile phone from known, reliable sources.

This licence is governed by the laws of Sweden. When applicable, the foregoing applies to statutory consumer rights.

In the event Software accompanying or provided in conjunction with your device is provided with additional terms and conditions, such provisions shall also govern your possession and usage of the Software.

**Export regulations**

Export regulations: Goods delivered under this Agreement may be the subject to import and export regulations of the European Union, the United States and other countries. Purchaser will comply with these applicable laws and regulations and will obtain and maintain any export and import license required for the delivery of goods to Purchaser under this Agreement. Without limiting the foregoing, and as an example, Purchaser will not knowingly export or re-export goods to destinations identified pursuant to Articles in Chapter II of European Council Regulation (EC) 428/2009 and specifically, and without limitation, Purchaser will also comply with U.S. government Export Administration Regulations ("EAR", 15 C.F.R. §§ 730-774, <http://www.bis.doc.gov/>) administered by Department of Commerce, Bureau of Industry and Security and economic sanctions regulations (30 C.F.R. §§ 500 et. seq., <http://www.treas.gov/offices/enforcement/ofac/>) administered by the U.S. Department of Treasury, Office of Foreign Assets Control.

**Limited Warranty**

Sony Ericsson Mobile Communications AB, SE-221 88 Lund, Sweden, (Sony Ericsson) or its local affiliated company, provides this Limited Warranty for your mobile phone, original accessory delivered with your mobile phone, and/or your mobile computing product (hereinafter referred to as "Product").

Should your Product need warranty service, please return it to the dealer from whom it was purchased, or contact your local

Use of charging devices that are not Sony Ericsson branded may pose increased safety risks.

**Battery**

New or idle batteries can have short-term reduced capacity. Fully charge the battery before initial use. Use for the intended purpose only. Charge the battery in temperatures between +5°C(+41°F) and +45°C(+113°F). Do not put the battery into your mouth. Do not let the battery contacts touch another metal object. Turn off the product before removing the battery. Performance depends on temperatures, signal strength, usage patterns, features selected and voice or data transmissions. Only Sony Ericsson service partners should remove or replace built-in batteries. Use of batteries that are not Sony Ericsson branded may pose increased safety risks. Replace the battery only with another Sony Ericsson battery that has been qualified with the product per the standard IEEE-1725. Use of an unqualified battery may present a risk of fire, explosion, leakage or other hazard.

**Personal medical devices**

Mobile phones may affect implanted medical equipment. Reduce risk of interference by keeping a minimum distance of 15 cm(6 inches) between the phone and the device. Use the phone at your right ear. Do not carry the phone in your breast pocket. Turn off the phone if you suspect interference. For all medical devices, consult a physician and the manufacturer.

**Driving**

Some vehicle manufacturers forbid the use of phones in their vehicles unless a handsfree kit with an external antenna supports the installation. Check with the vehicle manufacturer's representative to be sure that the mobile phone or Bluetooth handsfree will not affect the electronic systems in the vehicle. Full attention should be given to driving at all times and local laws and regulations restricting the use of wireless devices while driving must be observed.

Memory cards are generally formatted prior to shipping. To reformat the memory card, use a compatible device. Do not use the standard operating system format when formatting the memory card on a PC. For details, refer to the operating instructions of the device or contact customer support.

**Warning!**

If the device requires an adapter for insertion into the handset or another device, do not insert the card directly without the required adapter.

**Precautions on memory card use**

- Do not expose the memory card to moisture.
- Do not touch terminal connections with your hand or any metal object.
- Do not strike, bend, or drop the memory card.
- Do not attempt to disassemble or modify the memory card.
- Do not use or store the memory card in humid or corrosive locations or in excessive heat such as a closed car in summer, in direct sunlight or near a heater, etc.
- Do not press or bend the end of the memory card adapter with excessive force.
- Do not let dirt, dust, or foreign objects get into the insert port of any memory card adapter.
- Check you have inserted the memory card correctly.
- Insert the memory card as far as it will go into any memory card adapter needed. The memory card may not operate properly unless fully inserted.
- We recommend that you make a backup copy of important data. We are not responsible for any loss or damage to content you store on the memory card.
- Recorded data may be damaged or lost when you remove the memory card or memory card adapter, turn off the power while formatting, reading or writing data, or use the memory card in locations subject to static electricity or high electrical field emissions.

**GPS/Location based functions**

Some products provide GPS/Location based functions. Location determining functionality is provided "As is" and "With all faults". Sony Ericsson does not make any representation or warranty as to the accuracy of such location information.

Use of location-based information by the device may not be uninterrupted or error free and may additionally be dependent on network service availability. Please note that functionality may be reduced or prevented in certain environments such as building interiors or areas adjacent to buildings.

Caution: Do not use GPS functionality in a manner which causes distraction from driving.

**Emergency calls**

Calls cannot be guaranteed under all conditions. Never rely solely upon mobile phones for essential communication. Calls may not be possible in all areas, on all networks, or when certain network services and/or phone features are used.

**Antenna**

Use of antenna devices not marketed by Sony Ericsson could damage the phone, reduce performance, and produce SAR levels above the established limits. Do not cover the antenna with your hand as this affects call quality, power levels and can shorten talk and standby times.

**Radio Frequency (RF) exposure and Specific Absorption Rate (SAR)**

When the phone or Bluetooth handsfree is turned on, it emits low levels of radio frequency energy. International safety guidelines have been developed through periodic and thorough evaluation of scientific studies. These guidelines establish permitted levels of radio wave exposure. The guidelines include a safety margin designed to assure the safety of all persons and to account for any variations in measurements.

Specific Absorption Rate (SAR) is used to measure radio frequency energy absorbed by the body when using a mobile

**Protection of personal information**

Erase personal data before disposing of the product. To delete data, perform a master reset. Deleting data from the phone memory does not ensure that it cannot be recovered. Sony Ericsson does not warrant against recovery of information and does not assume responsibility for disclosure of any information even after a master reset.

**Loudness warning!**

Avoid volume levels that may be harmful to your hearing.

**End User Licence Agreement**

Software delivered with this device and its media is owned by Sony Ericsson Mobile Communications AB, and/or its affiliated companies and its suppliers and licensors.

Sony Ericsson grants you a non-exclusive limited licence to use the Software solely in conjunction with the Device on which it is installed or delivered. Ownership of the Software is not sold, transferred or otherwise conveyed.

Do not use any means to discover the source code or any component of the Software, reproduce and distribute the Software, or modify the Software. You are entitled to transfer rights and obligations to the Software to a third party, solely together with the Device with which you received the Software, provided the third party agrees in writing to be bound by the terms of this Licence.

This licence exists throughout the useful life of this Device. It can be terminated by transferring your rights to the Device to a third party in writing.

Failure to comply with any of these terms and conditions will terminate the licence immediately.

Sony Ericsson and its third party suppliers and licensors retain all rights, title and interest in and to the Software. To the extent that the Software contains material or code of a third party, such third parties shall be beneficiaries of these terms.

[www.sonyericsson.com](http://www.sonyericsson.com)



Sony Ericsson Mobile Communications AB  
SE-221 88 Lund, Sweden





## Conditions

1. This Limited Warranty is valid only if the original proof of purchase for this Product issued by a Sony Ericsson authorised dealer specifying the date of purchase and serial number\*\*, is presented with the Product to be repaired or replaced. Sony Ericsson reserves the right to refuse warranty service if this information has been removed or changed after the original purchase of the Product from the dealer.
2. If Sony Ericsson repairs or replaces the Product, the repair for the defect concerned, or the replaced Product shall be warranted for the remaining time of the original warranty period or for ninety (90) days from the date of repair, whichever is longer. Repair or replacement may involve the use of functionally equivalent reconditioned units. Replaced parts or components will become the property of Sony Ericsson.
3. This warranty does not cover any failure of the Product due to normal wear and tear, or due to misuse, including but not limited to use in other than the normal and customary manner, in accordance with the Sony Ericsson instructions for use and maintenance of the Product. Nor does this warranty cover any failure of the Product due to accident, software or hardware modification or adjustment, acts of God or damage resulting from liquid.

A rechargeable battery can be charged and discharged more than a hundred times. However, it will eventually wear out – this is not a defect and corresponds to normal wear and tear. When the talk-time or standby time is noticeably shorter, it is time to replace the battery. Sony Ericsson recommends that you use only batteries and chargers approved by Sony Ericsson.

Minor variations in display brightness and colour may occur between phones. There may be tiny bright or dark dots on the display. These are called defective pixels and occur when individual dots have malfunctioned and can not be adjusted. Two defective pixels are deemed acceptable.

Minor variations in camera image appearance may occur between phones. This is nothing uncommon and is not regarded as a defective camera module.

4. Since the cellular system on which the Product is to operate is provided by a carrier independent from Sony Ericsson, Sony Ericsson will not be responsible for the operation, availability, coverage, services or range of that system.
5. This warranty does not cover Product failures caused by installations, modifications, or repair or opening of the Product performed by a non-Sony Ericsson authorised person.
6. The warranty does not cover Product failures which have been caused by use of accessories or other peripheral devices which are not Sony Ericsson branded original accessories intended for use with the Product. Sony Ericsson disclaims any and all warranties, whether express or implied, for failures caused to the Product or peripheral devices as a result of viruses, trojan horses, spyware, or other malicious software. Sony Ericsson strongly recommends that you install appropriate virus protection software on your Product and any peripheral devices connected to it, as available, and update it regularly, to better protect your device. It is understood, however, that such software will never fully protect your Product or its peripheral devices and Sony Ericsson disclaims all warranties, whether express or implied, in case of failure by such antivirus software to fulfil its intended purpose.
7. Tampering with any of the seals on the Product will void the warranty.

**8. THERE ARE NO EXPRESS WARRANTIES, WHETHER WRITTEN OR ORAL, OTHER THAN THIS PRINTED LIMITED WARRANTY. ALL IMPLIED WARRANTIES, INCLUDING WITHOUT LIMITATION THE IMPLIED WARRANTIES OF MERCHANTABILITY OR FITNESS FOR A PARTICULAR PURPOSE, ARE LIMITED TO THE DURATION OF THIS LIMITED WARRANTY. IN NO EVENT SHALL SONY ERICSSON OR ITS LICENSORS BE LIABLE FOR INCIDENTAL OR CONSEQUENTIAL DAMAGES OF ANY NATURE WHATSOEVER, INCLUDING BUT NOT LIMITED TO LOST PROFITS OR COMMERCIAL LOSS TO THE FULL EXTENT THOSE DAMAGES CAN BE DISCLAIMED BY LAW.**

Some countries/states do not allow the exclusion or limitation of incidental or consequential damages, or limitation of the duration

of implied warranties, so the preceding limitations or exclusions may not apply to you.

The warranty provided does not affect the consumer's statutory rights under applicable legislation in force, nor the consumer's rights against the dealer arising from their sales / purchase contract.

## \*Geographical scope of the warranty

If you have purchased your Product in a country member of the European Economic Area (EEA) or in Switzerland or the Republic of Turkey, and such Product was intended for sale in the EEA or in Switzerland or in Turkey, you can have your Product serviced in any EEA country or in Switzerland or in Turkey, under the warranty conditions prevailing in the country in which you require servicing, provided that an identical Product is sold in such country by an authorised Sony Ericsson distributor. To find out if your Product is sold in the country you are in, please call the local Sony Ericsson Contact Center. Please observe that certain services may not be available outside the country of original purchase, for example, due to the fact that your Product may have an interior or exterior which is different from equivalent models sold in other countries. Please note in addition that it may sometimes not be possible to repair SIM-locked Products.

\*\* In some countries/regions additional information (such as a valid warranty card) may be requested.

## Trademarks and acknowledgements

The Liquid Identity logo and Xperia are trademarks or registered trademarks of Sony Ericsson Mobile Communications AB.

Sony is a trademark or a registered trademark of Sony Corporation.

Ericsson is a trademark or registered trademark of Telefonaktiebolaget LM Ericsson.

Bluetooth is a trademark or a registered trademark of Bluetooth SIG Inc. and any use of such mark by Sony Ericsson is under license.

## Support

Anguilla	1-800-080-9518 (Toll Free)	questions.CO@support.sonyericsson.com
Antigua and Barbuda	1-800-081-9518 (Toll Free)	questions.CO@support.sonyericsson.com
Argentina	0800-333-7427 (número gratuito)	questions.CO@support.sonyericsson.com
Australia	1300 650-050 (Toll Free)	questions.AU@support.sonyericsson.com
The Bahamas	1-800-205-6062 (Toll Free)	questions.CO@support.sonyericsson.com
Barbados	1-800-082-9518 (Toll Free)	questions.CO@support.sonyericsson.com
Belgique/België	02-0745 1611	questions.BE@support.sonyericsson.com
Belize	AN 815, PIN 5597 (Toll Free)	questions.CO@support.sonyericsson.com
Bermuda	1-800-083-9518 (Toll Free)	questions.CO@support.sonyericsson.com
Bolivia	800-100-542 (número gratuito)	questions.CO@support.sonyericsson.com
Brasil	4001-0444 (ligação gratuita)	questions.BR@support.sonyericsson.com
Canada	1 866 766 9374 (Toll Free / sans frais)	questions.CA@support.sonyericsson.com
Cayman Islands	1-800-084-9518 (Toll Free)	questions.CO@support.sonyericsson.com
Central and Southern Africa	+27 11 506 0123	questions.CF@support.sonyericsson.com
Česká republika	844 550 055	questions.CZ@support.sonyericsson.com
Chile	800-646-425 (número gratuito)	questions.CO@support.sonyericsson.com
Colombia	01800-0966-080 (número gratuito)	questions.CO@support.sonyericsson.com

16

Costa Rica	0 800 011 0400 (número gratuito)	questions.CO@support.sonyericsson.com
Danmark	3331 2828	questions.DK@support.sonyericsson.com
Deutschland	0180 534 2020 (ortsübliche Gebühren)	questions.DE@support.sonyericsson.com
Dominica	1-800-085-9518 (Toll Free)	questions.CO@support.sonyericsson.com
Ecuador	1-800-0102-50 (número gratuito)	questions.CO@support.sonyericsson.com
Eesti	06 032 032	questions.EE@support.sonyericsson.com
Egypt/مصر	16727	questions.EG@support.sonyericsson.com
Ελλάδα	801 11 810 810 +30 210 899 19 19 (από κινητό τηλέφωνο)	questions.GR@support.sonyericsson.com
El Salvador	800-6323 (número gratuito)	questions.CO@support.sonyericsson.com
España	902 180 576 (tarifa local)	questions.ES@support.sonyericsson.com
France	09 69 32 21 21 09 69 32 21 22 (Xperia™ uniquement)	questions.FR@support.sonyericsson.com
Guatemala	1-800-300-0057 (número gratuito)	questions.CO@support.sonyericsson.com
Haiti/Ayiti	AN 193, PIN 5598 (número gratuit / nimewo gratis)	questions.CO@support.sonyericsson.com
Honduras	AN 8000122, PIN 5599 (número gratuito)	questions.CO@support.sonyericsson.com
Hong Kong/香港	+852 8203 8863	questions.HK@support.sonyericsson.com
Hrvatska	062 000 000	questions.HR@support.sonyericsson.com
India/भारत	1800 11 1800 (Toll Free)	questions.IN@support.sonyericsson.com

17

	+91 (011) 39011111	
Indonesia	021 2701388	questions.ID@support.sonyericsson.com
Ireland	1850 545 888 (Local rate)	questions.IE@support.sonyericsson.com
Italia	06 48895206 (tariffa locale)	questions.IT@support.sonyericsson.com
Jamaica	1-800-442-3471 (Toll Free)	questions.CO@support.sonyericsson.com
Κύπρος/Κίβρις	0800 90 909	questions.CY@support.sonyericsson.com
Latvija	67 21 43 01	questions.LV@support.sonyericsson.com
Lietuva	8 700 55030	questions.LT@support.sonyericsson.com
Magyarország	01 880 47 47	questions.HU@support.sonyericsson.com
Malaysia	1800-88-9900 (Toll Free / bebas tol)	questions.MY@support.sonyericsson.com
Maroc/المغرب	+212 2 2958 344	questions.MA@support.sonyericsson.com
México	0 1800 000 4722 (número gratuito)	questions.MX@support.sonyericsson.com
Nederland	0800 8998318	questions.NL@support.sonyericsson.com
Nederlandse Antillen	001-866-509-8660 (gratis nummer)	questions.CO@support.sonyericsson.com
New Zealand	0800-100-150 (Toll Free)	questions.NZ@support.sonyericsson.com
Nicaragua	AN 1800-0166, PIN 5600 (número gratuito)	questions.CO@support.sonyericsson.com
Norge	815 00 840 (lokaltakst)	questions.NO@support.sonyericsson.com
Österreich	0810 200 245	questions.AT@support.sonyericsson.com
Pakistan/پاکستان	021 - 111 22 55 73	questions.PK@support.sonyericsson.com
Panamá	00800-787-0009 (número gratuito)	questions.CO@support.sonyericsson.com
Paraguay	009 800 54 20032 (número gratuito)	questions.CO@support.sonyericsson.com

18

Other product and company names mentioned herein may be the trademarks of their respective owners.

Any rights not expressly granted herein are reserved.

Perú	0800-532-38 (número gratuito)	questions.CO@support.sonyericsson.com
Philippines/Pilipinas	+63 2 7891860	questions.PH@support.sonyericsson.com
Polska	+48 22 22 77 444	questions.PL@support.sonyericsson.com
Portugal	808 204 466 (chamada local)	questions.PT@support.sonyericsson.com
República Dominicana	1-800-751-3370 (número gratuito)	questions.CO@support.sonyericsson.com
România	+40 21 401 0401	questions.RO@support.sonyericsson.com
Saint Kitts and Nevis	1-800-087-9518 (Toll Free)	questions.CO@support.sonyericsson.com
Saint Vincent and the Grenadines	1-800-088-9518 (Toll Free)	questions.CO@support.sonyericsson.com
Schweiz/Suisse/Svizzera	0848 824 040	questions.CH@support.sonyericsson.com
Singapore	+65 6744 0733	questions.SG@support.sonyericsson.com
Slovenia	01 600 5000	questions.SI@support.sonyericsson.com
Slovensko	02 5443 6443	questions.SK@support.sonyericsson.com
South Africa	0861 632222 (+82) 1588 4170	questions.ZA@support.sonyericsson.com
South Korea/대한민국		
Suomi	09 299 2000	questions.FI@support.sonyericsson.com
Sverige	013 24 45 00 (lokal taxa)	questions.SE@support.sonyericsson.com
Trinidad and Tobago	1-800-080-9521 (Toll Free)	questions.CO@support.sonyericsson.com
Türkiye	+90 212 473 77 77	questions.TR@support.sonyericsson.com
United Kingdom	08705 237 237 (Local rate)	questions.GB@support.sonyericsson.com
United States	1 866 766 9374	questions.US@support.sonyericsson.com
Uruguay	000-401-787-013 (número gratuito)	questions.CO@support.sonyericsson.com
Venezuela	0-800-1-00-2250 (número gratuito)	questions.CO@support.sonyericsson.com

19

Việt Nam	1900 1525 (miễn phí)	questions.VN@support.sonyericsson.com
Беларусь	8 82 00 361 0001	questions.BY@support.sonyericsson.com
България	0800 1 8778	questions.BG@support.sonyericsson.com
Россия	+7 (495) 7870986	questions.RU@support.sonyericsson.com
Україна	(+380) 44 590 1515	questions.UA@support.sonyericsson.com
الأردن	+971 4 3919 880	questions.JO@support.sonyericsson.com
الإمارات العربية المتحدة (UAE)	+971 4 3919 880	questions.AE@support.sonyericsson.com
الكويت	+971 4 3919 880	questions.KW@support.sonyericsson.com
المملكة العربية السعودية	800-8200-727	questions.SA@support.sonyericsson.com
中国	+86 400 810 0000	questions.CN@support.sonyericsson.com
台灣	+886 2 25625511	questions.TW@support.sonyericsson.com
ไทย	02 2483 030	questions.TH@support.sonyericsson.com

20

**Sony Ericsson**

FCC Statement  
Declaration of Conformity

**Sony Ericsson CK13i**

GSM GPRS/EDGE 850/900/1800/1900

## Important Information

### United States & Canada

THIS PHONE MODEL HAS BEEN CERTIFIED IN COMPLIANCE WITH THE GOVERNMENT'S REQUIREMENTS FOR EXPOSURE TO RADIO WAVES.

The CK13i Series mobile phones have been designed to comply with applicable safety requirements for exposure to radio waves. Your wireless phone is a radio transmitter and receiver. It is designed to not exceed the limits\* of exposure to radio frequency (RF) energy set by governmental authorities. These limits establish permitted levels of RF energy for the general population. The guidelines are based on standards that were developed by international scientific organizations through periodic and thorough evaluation of scientific studies. The standards include a safety margin designed to assure the safety of all individuals, regardless of age and health.

The radio wave exposure guidelines employ a unit of measurement known as the Specific Absorption Rate (SAR). Tests for SAR are conducted using standardized methods with the phone transmitting at its highest certified power level in all used frequency bands. While there may be differences between the SAR levels of various phone models, they are all designed to meet the relevant guidelines for exposure to radio waves. For more information on SAR, please refer to the safe and efficient use chapter in the User Guide.

The highest SAR value as reported to the authorities for this phone model when tested for use by the ear is 1.36 W/kg\*, and when worn on the body is 1.12 W/kg\* for speech and 1.19 W/kg\* for data calls. For body-worn operation, the phone has been tested when positioned a minimum of 15 mm from the body without any metal parts in the vicinity of the phone or when properly used with an appropriate Sony Ericsson accessory and worn on the body. For devices which include "WiFi hotspot" functionality, body-worn SAR measurements for operation of the device operating in WiFi hotspot mode were taken using a separation distance of 10mm.

Use of third-party accessories may result in different SAR levels than those reported.

**\*\***Before a phone model is available for sale to the public in the US, it must be tested and certified by the Federal Communications Commission (FCC) that it does not exceed the limit established by the government-adopted requirement for safe exposure\*. The tests are performed in positions and locations (i.e., by the ear and worn on the body) as required by the FCC for each model. The FCC has granted an Equipment Authorization for this phone model with all reported SAR levels evaluated as in compliance with the FCC RF exposure guidelines. While there may be differences between the SAR levels of various phones, all mobile phones granted an FCC equipment authorization meet the government requirement for safe exposure. SAR information on this phone model is on file at the FCC and can be found under the Display Grant section of <http://www.fcc.gov/oet/fccid> after searching on FCC ID PY7A1880033. Additional information on SAR can be found on the Cellular Telecommunications & Internet Association (CTIA) website at <http://www.phonefacts.net>.

*\* In the United States and Canada, the SAR limit for mobile phones used by the public is 1.6 watts/kilogram (W/kg) averaged over one gram of tissue. The standard incorporates a margin of safety to give additional protection for the public and to account for any variations in measurements.*

**\*\*This paragraph is only applicable to authorities and customers in the United States.**

## Renseignements importants

### États-Unis et Canada

CE MODÈLE DE TÉLÉPHONE A ÉTÉ CERTIFIÉ CONFORME AUX EXIGENCES GOUVERNEMENTALES RELATIVES À L'EXPOSITION AUX ONDES RADIOÉLECTRIQUES.

Les téléphones mobiles de la CK13i ont été conçus pour répondre aux normes de sécurité en vigueur en matière d'exposition aux ondes radioélectriques. Votre téléphone sans fil est un émetteur et un récepteur radio. Il est conçu de manière à ne pas dépasser les limites\* d'exposition à l'énergie des fréquences radio (RF) établies par les autorités gouvernementales. Ces limites fixent les niveaux maximaux d'énergie RF auxquels peut être soumis le grand public. Ces lignes directrices sont basées sur des normes qui ont été élaborées par des organisations scientifiques internationales par le biais d'évaluations périodiques et approfondies des études scientifiques. Ces normes prévoient une marge de sécurité visant à assurer la protection de tous les individus, peu importe leur âge et leur état de santé.

Les lignes directrices relatives à l'exposition aux ondes radioélectriques utilisent une unité de mesure appelée « Taux d'absorption spécifique » (TAS). Les tests de TAS sont effectués selon des méthodes standardisées dans lesquelles le téléphone émet dans toutes les bandes de fréquences utilisées, à la plus forte puissance pour laquelle il a été homologué. Bien que le TAS puisse être différent d'un modèle de téléphone à un autre, tous les appareils sont conçus pour respecter les lignes directrices relatives aux ondes radioélectriques. Pour en savoir plus sur le TAS, reportez-vous au chapitre sur l'utilisation efficace et sans danger du guide de l'utilisateur.

Le TAS le plus élevé relevé par les autorités pour ce modèle de téléphone est de 1.36 W/kg\* lorsqu'il est testé en utilisation près de l'oreille, et de 1.12 W/kg\* pour les appels vocaux et de 1.19 W/kg\* pour les transmissions de données lorsqu'il est porté sur le corps. En mode d'utilisation porté sur le corps, le téléphone a été testé lorsqu'il est à au moins 15 mm du corps et à l'écart de toute pièce en métal, ou lorsqu'il est utilisé de façon adéquate



avec un accessoire Sony Ericsson et porté sur le corps. Pour les appareils munis de la fonctionnalité « point d'accès WiFi », en mode d'utilisation porté sur le corps, les mesures du TAS de l'appareil en mode WiFi ont été prises à une distance de sécurité de 10 mm. L'utilisation d'accessoires tiers peut produire des niveaux de TAS différents de ceux relevés.

\*\*Avant qu'un modèle de téléphone ne soit mis en vente auprès du public aux États-Unis, la Commission fédérale des communications (CFC) doit le tester et certifier qu'il respecte les limites fixées dans les exigences gouvernementales d'exposition sans danger\*. Pour chaque modèle, les tests sont effectués en position et aux endroits d'usage (c.-à-d. près de l'oreille et porté sur le corps), tel que requis par la CFC. La CFC a accordé une autorisation d'équipement pour ce modèle de téléphone, après que tous les niveaux de TAS indiqués aient été évalués et considérés conformes aux lignes directrices de la CFC en matière d'exposition aux radiofréquences. Même s'il peut y avoir des différences entre les niveaux de TAS des différents téléphones, tous les téléphones mobiles auxquels la CFC a accordé une autorisation d'équipement répondent aux normes gouvernementales en matière d'exposition sans danger. La CFC conserve dans ses dossiers l'information relative aux TAS relevés pour ce modèle de téléphone. Vous pouvez la consulter au <http://www.fcc.gov/oet/fccid> sous la rubrique « Display Grant », après avoir effectué une recherche sur CFC ID PY7A1880033. Vous trouverez des renseignements supplémentaires concernant le TAS sur le site Web de la Cellular Telecommunications & Internet Association (CTIA) au <http://www.phonefacts.net>.

*\* Aux États-Unis et au Canada, la limite de TAS des téléphones mobiles utilisés par le public est de 1,6 watt/kg (W/kg) en moyenne sur un gramme de tissus. Cette norme comporte une marge importante de sécurité afin d'assurer une protection supplémentaire et de tenir compte de toute variation dans les mesures.*

*\*\*Ce paragraphe ne concerne que les autorités et les clients des États-Unis.*

## Información importante

### Estados Unidos y Canadá

ESTE MODELO DE TELÉFONO HA SIDO CERTIFICADO CONFORME A LOS REQUISITOS GUBERNAMENTALES PARA LA EXPOSICIÓN A ONDAS DE RADIO.

Los teléfonos móviles de la Serie CK13i han sido diseñados según los requisitos de seguridad aplicables para la exposición a ondas de radio. Su teléfono inalámbrico es un transmisor y receptor de radio. Está diseñado para no superar los límites\* de exposición a energía de radiofrecuencia (RF) fijados por las autoridades gubernamentales. Estos límites establecen los niveles permitidos de energía de RF para la población general. Las especificaciones se basan en los estándares desarrollados por organizaciones científicas internacionales mediante evaluaciones periódicas y minuciosas de estudios científicos. Los estándares incluyen un margen de seguridad destinado a garantizar la seguridad de todas las personas, independientemente de la edad y de la salud.

Las especificaciones de la exposición a ondas de radio emplean una unidad de medida conocida como la Tasa específica de absorción (SAR, por su sigla en inglés). Las pruebas de SAR se llevan a cabo mediante el uso de métodos estandarizados con la transmisión telefónica al más alto nivel de energía registrado en todas las bandas de frecuencia utilizadas. Aunque es posible que haya diferencias entre los niveles de SAR de los diferentes modelos de teléfonos, todos están diseñados para cumplir con las especificaciones correspondientes de la exposición a ondas de radio. Para obtener más información sobre SAR, consulte el capítulo sobre uso seguro y eficaz que se encuentra en la Guía del usuario.

Según se reportó a las autoridades, el valor más alto de SAR de este modelo de teléfono cuando se probó usándolo cerca del oído es de 1.36 W/kg\* y al usarlo en el cuerpo es de 1.12 W/kg\* para hablar y 1.19 W/kg\* para llamadas de datos. Para su uso cerca del cuerpo, el teléfono ha sido probado para su funcionamiento a una distancia mínima de 15 mm (0,59 pulg.) del cuerpo, sin que haya

piezas metálicas cerca del teléfono o cuando se utiliza correctamente con el accesorio adecuado Sony Ericsson. En lo que respecta a los dispositivos que cuentan con la funcionalidad "Zona activa WiFi", las medidas SAR del uso cerca del cuerpo del dispositivo, el cual funciona en modo de zona activa WiFi, se tomaron mediante el uso de una distancia de separación de 10 mm. El uso de accesorios de terceros puede resultar en niveles de SAR diferentes a aquellos que se reportaron.

\*\*Antes de que un modelo de teléfono se encuentre disponible para la venta al público en los Estados Unidos, la Comisión federal de telecomunicaciones (FCC) debe aprobarlo y certificar que no supera el límite establecido por el requisito adoptado por el gobierno para una exposición segura\*. Las pruebas se llevan a cabo en posiciones y ubicaciones (es decir, cerca del oído y cerca del cuerpo) según lo requiere la FCC para cada modelo. La FCC ha otorgado una Autorización de equipo para este modelo de teléfono con todos los niveles de SAR reportados, los cuales fueron evaluados conforme a las especificaciones de exposición a RF de la FCC. Aunque es posible que haya diferencias entre los niveles de SAR de los diferentes teléfonos, todos los teléfonos móviles que cuentan con una autorización de equipo de la FCC cumplen con los requisitos gubernamentales para la exposición segura. La información sobre SAR de este modelo de teléfono está archivada en la FCC y puede encontrarla en la sección Display Grant (Mostrar subvención) en <http://www.fcc.gov/oet/fccid> después de buscar la ID PY7A1880033 de la FCC. Puede encontrar información adicional sobre SAR en el sitio Web de la Asociación de Telecomunicaciones Celulares e Internet (CTIA) en <http://www.phonefacts.net>.

*\* En los Estados Unidos y Canadá, el límite de SAR de los teléfonos móviles utilizados por el público es de 1.6 watts/kilogramo (W/kg) promediados sobre un gramo de tejido. El estándar incluye un margen de seguridad para proporcionarle una protección adicional al público y para tomar en cuenta cualquier variación en las medidas.*

*\*\*Este párrafo se aplica únicamente a autoridades y clientes de los Estados Unidos.*

## Important Information

### Latin & South America

#### Radio wave exposure and Specific Absorption Rate (SAR) information

The CK13i Series mobile phones have been designed to comply with applicable safety requirements for exposure to radio waves. These requirements are based on scientific guidelines that include safety margins designed to assure the safety of all persons, regardless of age and health.

The radio wave exposure guidelines employ a unit of measurement known as the Specific Absorption Rate, or SAR. Tests for SAR are conducted using standardised methods with the phone transmitting at its highest certified power level in all used frequency bands.

While there may be differences between the SAR levels of various phone models, they are all designed to meet the relevant guidelines for exposure to radio waves.

For more information on SAR, please refer to the safety chapter in the User Guide.

SAR data information for residents in countries that have adopted the SAR limit recommended by the International Commission on Non-Ionizing Radiation Protection (ICNIRP), which is 2 W/kg averaged over ten (10) gram of tissue (for example European Union, Japan, Brazil and New Zealand):

The highest SAR value for this model phone when tested by Sony Ericsson for use at the ear is 0.92 W/kg (10g).

## Información importante

### Latinoamérica y América del Sur

#### Información acerca de la exposición a ondas de radio y la Tasa específica de absorción (SAR)

El teléfono móvil CK13i ha sido diseñado para cumplir con los requisitos de seguridad aplicables de exposición a las ondas de radio. Dichos requisitos se basan en directrices científicas que establecen márgenes de seguridad con el fin de evitar perjuicios a todas las personas, independientemente de su edad o estado de salud.

Las directrices de exposición a ondas de radio utilizan una unidad de medida denominada coeficiente de absorción específica o SAR. Las pruebas de SAR se llevan a cabo utilizando métodos normalizados, con el teléfono transmitiendo en el nivel más elevado de potencia autorizado en todas las bandas de frecuencia utilizadas.

Aunque puede existir diferencias entre los niveles de SAR de diferentes modelos de teléfono, todos han sido diseñados para cumplir las directrices pertinentes sobre exposición a ondas de radio.

Para obtener más información sobre el SAR, consulte el capítulo sobre seguridad en la guía del usuario.

Información sobre datos de SAR para residentes de países en los que se haya adoptado el límite de SAR recomendado por la International Commission on Non-Ionizing Radiation Protection (ICNIRP, Comisión internacional de protección contra la radiación no ionizantes (ICNIRP, International Commission on Non-Ionizing Radiation Protection), es 2 W/kg promedio por cada diez (10) gramos de tejido (por ejemplo, la Unión Europea, Japón, Brasil y Nueva Zelanda):

El valor de SAR más elevado para este modelo de teléfono cuando Sony Ericsson realizó la prueba para su uso en la oreja era de 0,92 W/kg (10g).



## Informação importante

### América do Sul e Latina

#### **Informações sobre SAR (Taxa de Absorção Específica) e exposição à radiofrequência**

O celular CK13i foi projetado para cumprir os requisitos de segurança aplicáveis para exposição à radiofrequência. Esses requisitos têm como base diretrizes científicas que incluem as margens de segurança para garantir a segurança de todas as pessoas, independentemente da idade e da saúde.

As diretrizes de exposição à radiofrequência usam uma unidade de medida conhecida como SAR ou Taxa de Absorção Específica. Os testes de SAR são conduzidos por métodos padronizados com a transmissão telefônica em seu nível certificado de energia mais alto em todas as faixas de frequência usadas.

Embora possa haver diferenças entre os níveis de SAR de vários modelos de telefone, todos foram projetados para atender as diretrizes relevantes de exposição à radiofrequência.

Para obter mais informações sobre SAR, consulte o capítulo de segurança do Guia do Usuário.

Informações sobre os dados de SAR para moradores de países que adotaram o limite SAR recomendado pelo ICNIRP (International Commission on Non-Ionizing Radiation Protection) que é o limite médio de 2 W/kg em dez (10) gramas de tecido (por exemplo, União Européia, Japão, Brasil e Nova Zelândia).

Quando testado pela Sony Ericsson, o valor de SAR mais alto para este modelo de telefone para uso junto ao ouvido foi de 0,92 W/kg (10g).

## FCC Statement

This device complies with Part 15 of the FCC rules.

Operation is subject to the following two conditions: (1)

This device may not cause harmful interference, and (2)

This device must accept any interference received, including interference that may cause undesired operation.



Any change or modification not expressly approved by Sony Ericsson may void the user's authority to operate the equipment.

This equipment has been tested and found to comply with the limits for a Class B digital device, pursuant to Part 15 of the FCC Rules. These limits are designed to provide reasonable protection against harmful interference in a residential installation. This equipment generates, uses and can radiate radio frequency energy and, if not installed and used in accordance with the instructions, may cause harmful interference to radio communications. However, there is no guarantee that interference will not occur in a particular installation.

If this equipment does cause harmful interference to radio or television reception, which can be determined by turning the equipment off and on, the user is encouraged to try to correct the interference by one or more of the following measures:

- Reorient or relocate the receiving antenna.
- Increase the separation between the equipment and receiver.
- Connect the equipment into an outlet on a circuit different from that to which the receiver is connected.
- Consult the dealer or an experienced radio/TV technician for help.

## Industry Canada Statement

This device complies with RSS-210 of Industry Canada.

Operation is subject to the following two conditions: (1) this device may not cause interference, and (2) this device must accept any interference, including interference that may cause undesired operation of the device.

This Class B digital apparatus complies with Canadian ICES-003.

Cet appareil numérique de la classe B est conforme à la norme NMB-003 du Canada.

## Declaration of Conformity for CK13i

We, **Sony Ericsson Mobile Communications AB** of  
Nya Vattentorget  
SE-221 88 Lund, Sweden

declare under our sole responsibility that our product

**Sony Ericsson type AAB-1880033-BV**

and in combination with our accessories, to which this declaration relates is in conformity with the appropriate standards EN 301 511:V9.0.2, EN 300 328:V1.7.1, EN 301 489-7:V1.3.1, EN 301 489-17:V2.1.1, and EN 60 950-1:2006+A11:2009+A1:2010 following the provisions of, Radio Equipment and Telecommunication Terminal Equipment directive **1999/5/EC**.

Lund, June 2011

**CE 0682** 



Dan Redin,  
*Corporate Vice President, Head of Development*

We fulfil the requirements of the R&TTE Directive (1999/5/EC).  
Ce produit est conforme aux directives de R&TTE (1999/5/EC).

Cumplimos con los requisitos de la Directiva R&TTE – Normas sobre equipos de terminales de radio y telecomunicaciones (1999/5/EC).

Atendemos aos requisitos da Diretriz R&TTE (1999/5/EC).

[www.sonyericsson.com](http://www.sonyericsson.com)



**Sony Ericsson**

Sony Ericsson Mobile Communications AB  
SE-221 88 Lund, Sweden

1250-6082.1