




## 12. TEST SETUP PHOTOGRAPHS



**Figure 12-1**  
**Test Setup for Wireless Device**



**Figure 12-2**  
**Test Setup for Wireless Device**

<b>FCC ID:</b> PY7A1052042	 <b>PCTEST</b> <small>Engineering Laboratory</small>	<b>C63.19-2006 v3.12 §6 HAC TEST REPORT</b>	 <b>Reviewed by:</b> Quality Manager
<b>Filename:</b> 0704180313.PY7	<b>Test Dates:</b> May 15 - 16, 2007	<b>EUT Type:</b> 850/1900 GSM/GPRS/EDGE Phone with Bluetooth	Page 32 of 33

### T-Coil Scan Overlay Magnetic Field Distributions



Axial





Radial H (Transverse)



Radial V (Longitudinal)

Note: final measurement locations are indicated by a cursor on the contour plots.

<b>FCC ID:</b> PY7A1052042	 <b>C63.19-2006 v3.12 §6 HAC TEST REPORT</b>		<b>Reviewed by:</b> Quality Manager
<b>Filename:</b> 0704180313.PY7	<b>Test Dates:</b> May 15 - 16, 2007	<b>EUT Type:</b> 850/1900 GSM/GPRS/EDGE Phone with Bluetooth	Page 33 of 33