

12. TEST SETUP PHOTOGRAPHS



Figure 12-1
Test Setup for Wireless Device






Figure 12-2
Test Setup for Wireless Device

FCC ID: PY7A1052041	 PCTEST Engineering Laboratory, Inc.	C63.19-2006 v3.12 §6 HAC TEST REPORT	 Reviewed by: Quality Manager
Filename: 0704180311.PY7	Test Dates: May 17 - 18, 2007	EUT Type: 850/1900 GSM/GPRS/EDGE Phone with Bluetooth	Page 32 of 33

T-Coil Scan Overlay Magnetic Field Distributions



Axial





Radial H (Transverse)



Radial V (Longitudinal)

Note: final measurement locations are indicated by a cursor on the contour plots.

FCC ID: PY7A1052041	 PCTEST Engineering Laboratory	C63.19-2006 v3.12 §6 HAC TEST REPORT	 Sony Ericsson	Reviewed by: Quality Manager
Filename: 0704180311.PY7	Test Dates: May 17 - 18, 2007	EUT Type: 850/1900 GSM/GPRS/EDGE Phone with Bluetooth		Page 33 of 33