

CETECOM ICT Services GmbH

Radio Satellite Communication

Untertürkheimer Straße 6-10 . D-66117 Saarbrücken

Telephone: +49 (0)681 598-0

Telefax: -9075

RSC14

issue test report consist of 78 Pages

Page 1 (78)

Recognized by the
Federal Communications Commission
FCC-Identification Number: 90462
TCB ID: DE 0001



Accredited by the
German Accreditation Council
DAR-Registration Number
TTI-P-G 166/98



Independent ETSI
compliance test house



Accredited Bluetooth™ Test Facility (BQTF)

Test Report No.: 2_3286-01-02/03
FCC Part 15.247 / CANADA RSS-210
AAB-1021031-BV
FCC ID: PY7A1021031
IC: 4170B-A1021031

CETECOM – ICT Services GmbH
Untertürkheimerstr. 6-10
66117 Saarbrücken, Germany

Telephone: + 49 (0) 681 / 598-0
Fax: + 49 (0) 681 / 589-9075

Table of Contents

1 General Information

1.1 Notes

1.2 Testing Laboratory

1.3 Details of Applicant

1.4 Application Details

1.5 Test Item

1.6 Test Specifications

2 Technical Test

2.1 Summary of Test Results

2.2 Test Report

CETECOM ICT Services GmbH

Test Report No.: 2_3286-01-02/03

Issue Date: 2003-06-16 Page 3 (78)

1 General Information

1.1 Notes

The test results of this test report relate exclusively to the test item specified in 1.5. The CETECOM ICT Services GmbH does not assume responsibility for any conclusions and generalisations drawn from the test results with regard to other specimens or samples of the type of the equipment represented by the test item. The test report may only be reproduced or published in full. Reproduction or publication of extracts from the report requires the prior written approval of the CETECOM ICT Services GmbH.

Test Laboratory Manager:

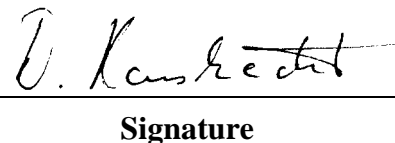
2003-06-17	RSC8411	Berg M.
Date	Section	Name



Signature

Technical Responsibility for Area of Testing:

2003-06-17	RSC8412	Hausknecht D.
Date	Section	Name



Signature

CETECOM ICT Services GmbH

Test Report No.: 2_3286-01-02/03

Issue Date: 2003-06-16 Page 4 (78)

1.2 Testing Laboratory

CETECOM ICT Services GmbH

Untertürkheimer Straße 6 - 10

66117 Saarbrücken

Germany

Telephone : + 49 681 598 - 0

Telefax : + 49 681 598 - 9075

E-mail : info@ict.cetecom.de

Internet : www.cetecom-ict.de

Accredited testing laboratory

The Test laboratory (area of testing) is accredited according to DIN EN ISO/IEC 17025.

DAR-registration number : TTI-P-G 166/98-30

Accredited Bluetooth™ Test Facility (BQTF)

[BLUETOOTH](#) is a trademark owned by Bluetooth SIG, Inc. and licensed to CETECOM

1.3 Details of Applicant

Name : Sony Ericsson Mobile Communication AB

Street : Nya Vattentornet

City : 22188 Lund

Country : Sweden

Telephone : +46-46-193-242

Telefax : +46-46-193-295

Contact : Mr. Bo Johansson

Telephone : +46-46-193-242

1.4 Application Details

Date of receipt of application : 2003-05-28

Date of receipt of test item : 2003-06-16

Date of test : 2003-06-16/17

CETECOM ICT Services GmbH

Test Report No.: 2_3286-01-02/03

Issue Date: 2003-06-16 Page 5 (78)

1.5 Test Item

Type of equipment : **Triple Band GSM Mobile Phone (PCS 900/1800/1900 MHz) with Bluetooth[®] transmitter**

Type designation : AAB-1021031-BV

Manufacturer : Applicant

Street :

City :

Country :

Serial number : IMEI : 00460101.390965.1

FCC – ID : PY7A1021031

IC : 4170B-A1021031

Hardware : TMP1+

Software : R1B017

Additional information :

Frequency : 2402 – 2480 MHz

Type of modulation : 1M00FXD / 79M8FXD (FHSS)

Number of channels : 79

Antenna : Print antenna

Power supply : Li-Ion rechargeable battery 3,7V

Output power : EIRP: 1.04 mW (worst case); conducted : 1.14 mW

Field strength : max. dB μ V/m

Occupied bandwidth : 799.599 kHz

Transmitter spurious : 69.2 μ V/m in 3m

Receiver spurious : -.-

Temperature range : -30°C - +60°C

DECLARATION OF COMPLIANCE: I declare that the testing was performed or supervised by me; that the test measurements were made in accordance with the above-mentioned Industry Canada standard(s); and that the equipment identified in this application has been subjected to all the applicable test conditions specified in the Industry Canada standards and all of the requirements of the standard have been met.

Signature: _____

Date: 2003-05-09 Michael Berg ; Test management
NAME AND TITLE (Please print or type):

1.6 Test Specifications:

**FCC Part 15 §15.247
CANADA RSS-210**

2 Technical Test

2.1 Summary of Test Results

The radiated measurements are performed in vertical and horizontal plane in the frequency range from 9 kHz to 25 GHz in semi-anechoic chambers. The EUT is positioned on a non-conductive support with a height of 0.80 m above a conductive ground plane that covers the whole chamber. The receiving antennas are conform with specifications ANSI C63.2-1987 clause 15 and ANSI C63.4-1992 clause 4.1.5. These antennas can be moved over the height range between 1.0 m and 4.0 m in order to search for maximum field strength emitted from EUT. The measurement distances between EUT and receiving antennas are indicated in the test setups for the various frequency ranges. For each measurement, the EUT is rotated in all three axes until the maximum field strength is received. The wanted and unwanted emissions are received by spectrum analysers where the detector modes and resolution bandwidths over various frequency ranges are set according to requirement ANSI C63-4-1992 clause 4.2.

Antennas are conform with ANSI C63.2-1996 item 15.

150 kHz - 30 MHz: Quasi Peak measurement, 9kHz Bandwidth, passive loop antenna.

30 MHz - 200 MHz: Quasi Peak measurement, 120KHz Bandwidth, biconical antenna

200MHz - 1GHz: Quasi Peak measurement, 120KHz Bandwidth, log periodic antenna

1GHz: Average, RBW 1MHz, VBW 10 MHz, waveguide horn

All measurements are done in accordance with the Filing and Measurement Guidelines for Frequency Hopping Spread Spectrum Systems DA 00-705 and Appendix A "BLUETOOTH APPROVALS"

The product fullfills also the requirements for CANADA RSS-210

No deviations from the technical specification(s) were ascertained in the course of the tests performed.

Final verdict : PASS

2.2 Test Report

TEST REPORT

Test Report No. : 2_3286-01-02/03

CETECOM ICT Services GmbH

Test Report No.: 2_3286-01-02/03

Issue Date: 2003-06-16 Page 8 (78)

TEST REPORT REFERENCE

LIST OF MEASUREMENTS

PARAMETER TO BE MEASURED	PAGE
Antenna Gain	9
Carrier frequency separation §15.247(a1)	10
Time of occupancy (dwell time) §15.247(a1 iii)	13
Power Spectral density (Hybrid system in Inquiry mode / Page scan) §15.247(d)	14
Spectrum Bandwidth of a FHSS System §15.247(a1)	17
MAXIMUM PEAK OUTPUT POWER SUBCLAUSE § 15.247 (b) (1)	21
Band-edge compliance of conducted emissions §15.247 (c)	26
EMISSION LIMITATIONS- Conducted (Transmitter) § 15.247 (c) (1)	36
SPURIOUS RADIATED EMISSION § 15.247 (c) (1)	40
EMISSION LIMITATIONS (Receiver) SUBCLAUSE § 15.109	51
Conducted emissions § 15.107/207	56
TEST SETUP	62
Photographs of the equipment	64

CETECOM ICT Services GmbH

Test Report No.: 2_3286-01-02/03 Issue Date: 2003-06-16 Page 9 (78)

Equipment under test : AAB-1021031-BV

Ambient temperature : 25.9°C

Relative humidity : 54%

Antenna Gain

The antenna gain of the complete system is calculated by the difference of conducted power of the module and the radiated power in EIRP.

	low channel	mid channel	high channel
Conducted power	+0.56 dBm	+0.19 dBm	-0.23 dBm
Radiated power	+0.19 dBm	-0.39 dBm	-0.72 dBm
Gain	-0.37 dB	-0.58 dB	-0.95 dB

REFERENCE NUMBER(S) OF TEST EQUIPMENT USED

(for reference numbers see test equipment listing)

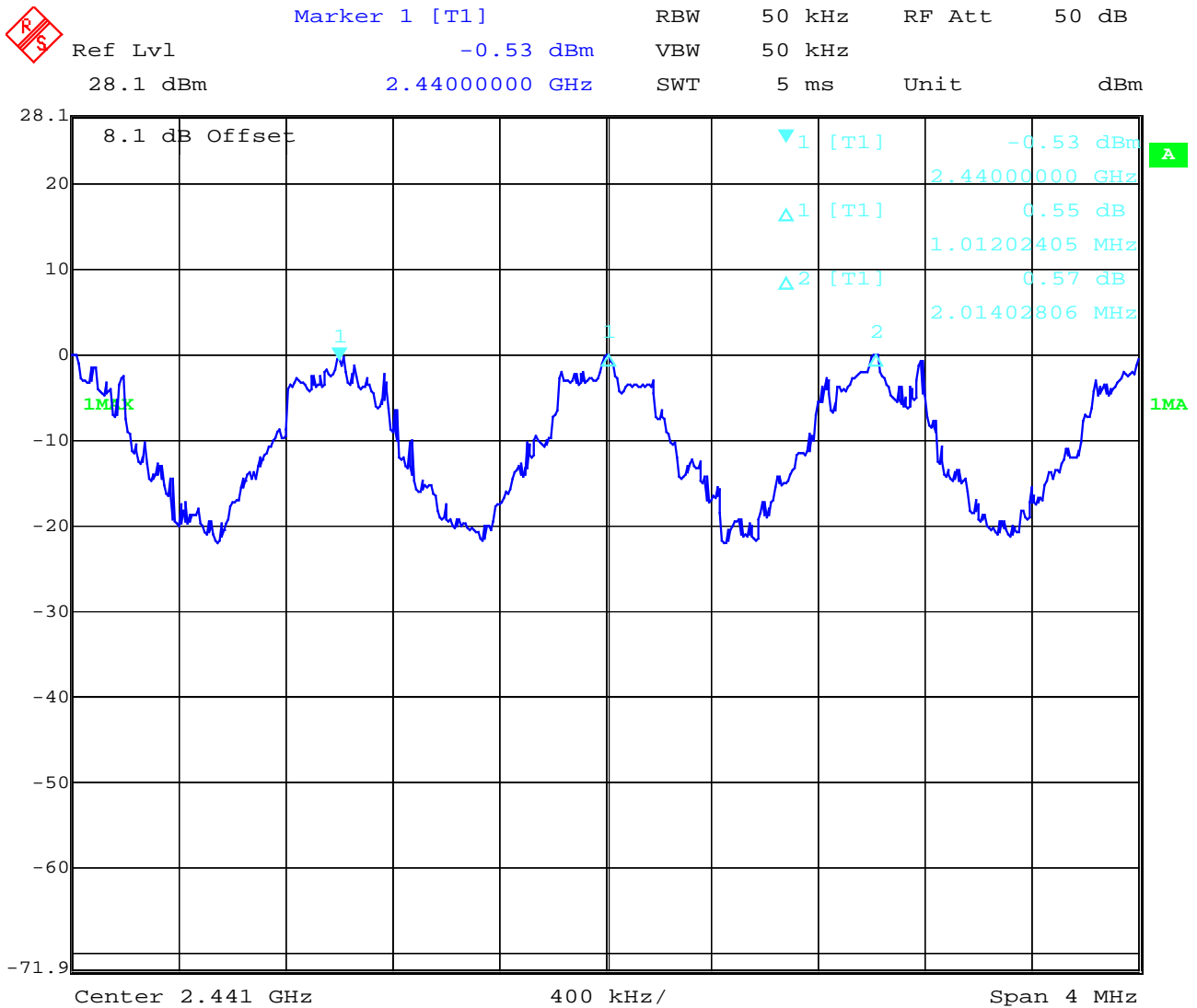
17 – 24; 64

CETECOM ICT Services GmbH

Test Report No.: 2_3286-01-02/03 Issue Date: 2003-06-16 Page 10 (78)

Equipment under test : AAB-1021031-BV
 Ambient temperature : 25.9°C
 Relative humidity : 54%

Carrier frequency separation §15.247(a1)



Date: 16.JUN.2003 13:48:41

Channel separation is ~ 1 MHz

Limit: minimum 25 kHz or the 20 dB Bandwidth of the hopping system

REFERENCE NUMBER(S) OF TEST EQUIPMENT USED
 (for reference numbers see test equipment listing)

CETECOM ICT Services GmbH

Test Report No.: 2_3286-01-02/03 Issue Date: 2003-06-16 Page 11 (78)

Equipment under test : AAB-1021031-BV


Ambient temperature : 25.9°C

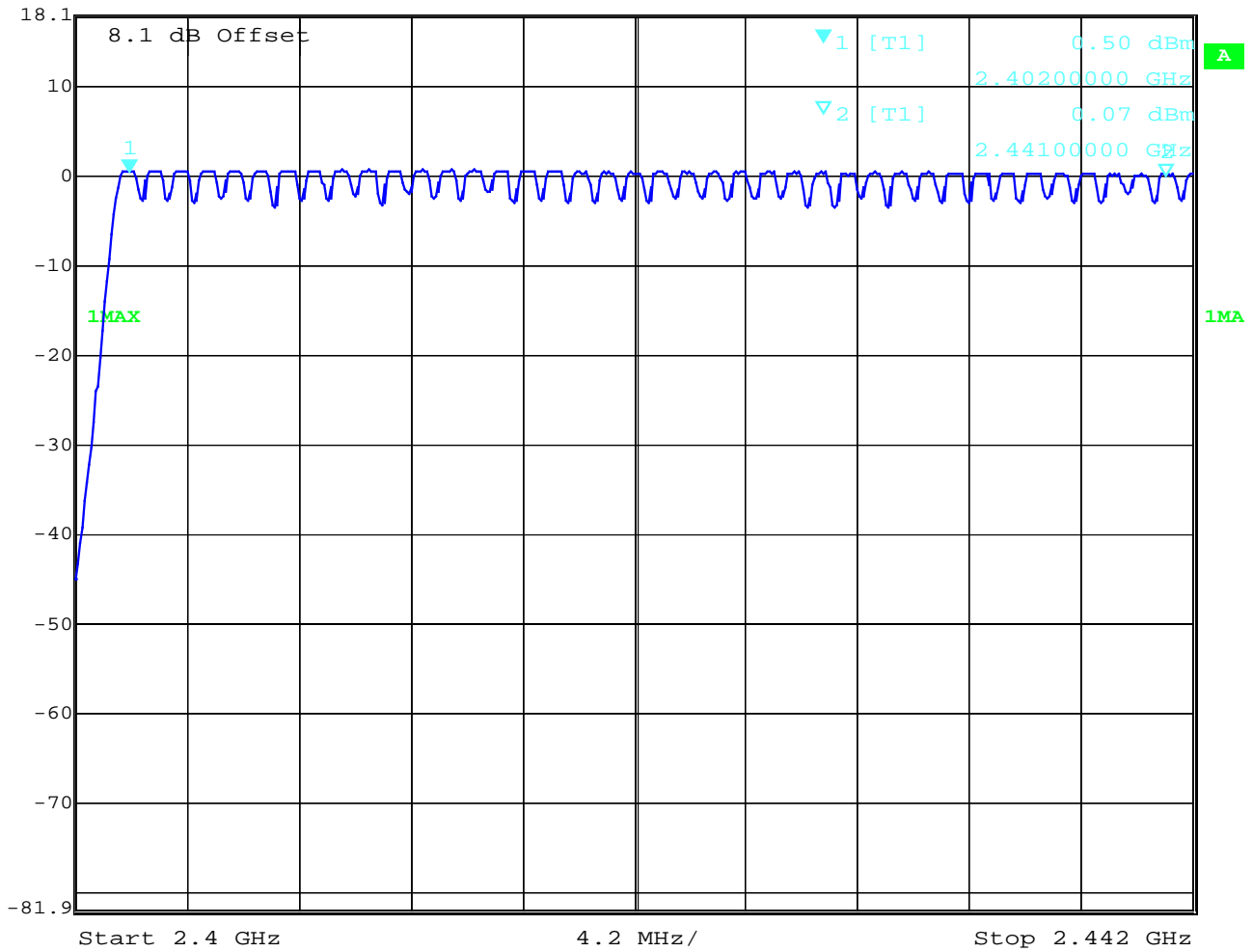
Relative humidity : 54%

Number of hopping channels

§15.247(a1)

Channel 1 - 40

	Ref Lvl	Marker 1 [T1]	RBW	500 kHz	RF Att	30 dB
	18.1 dBm	0.50 dBm	VBW	500 kHz		
		2.40200000 GHz	SWT	5 ms	Unit	dBm



Date: 16.JUN.2003 13:50:44

The number of hopping channels is 79.

Limit: at least 15 non-overlapping channels

REFERENCE NUMBER(S) OF TEST EQUIPMENT USED

(for reference numbers see test equipment listing)

CETECOM ICT Services GmbH

Test Report No.: 2_3286-01-02/03 Issue Date: 2003-06-16 Page 12 (78)

Equipment under test : AAB-1021031-BV


Ambient temperature : 25.9°C

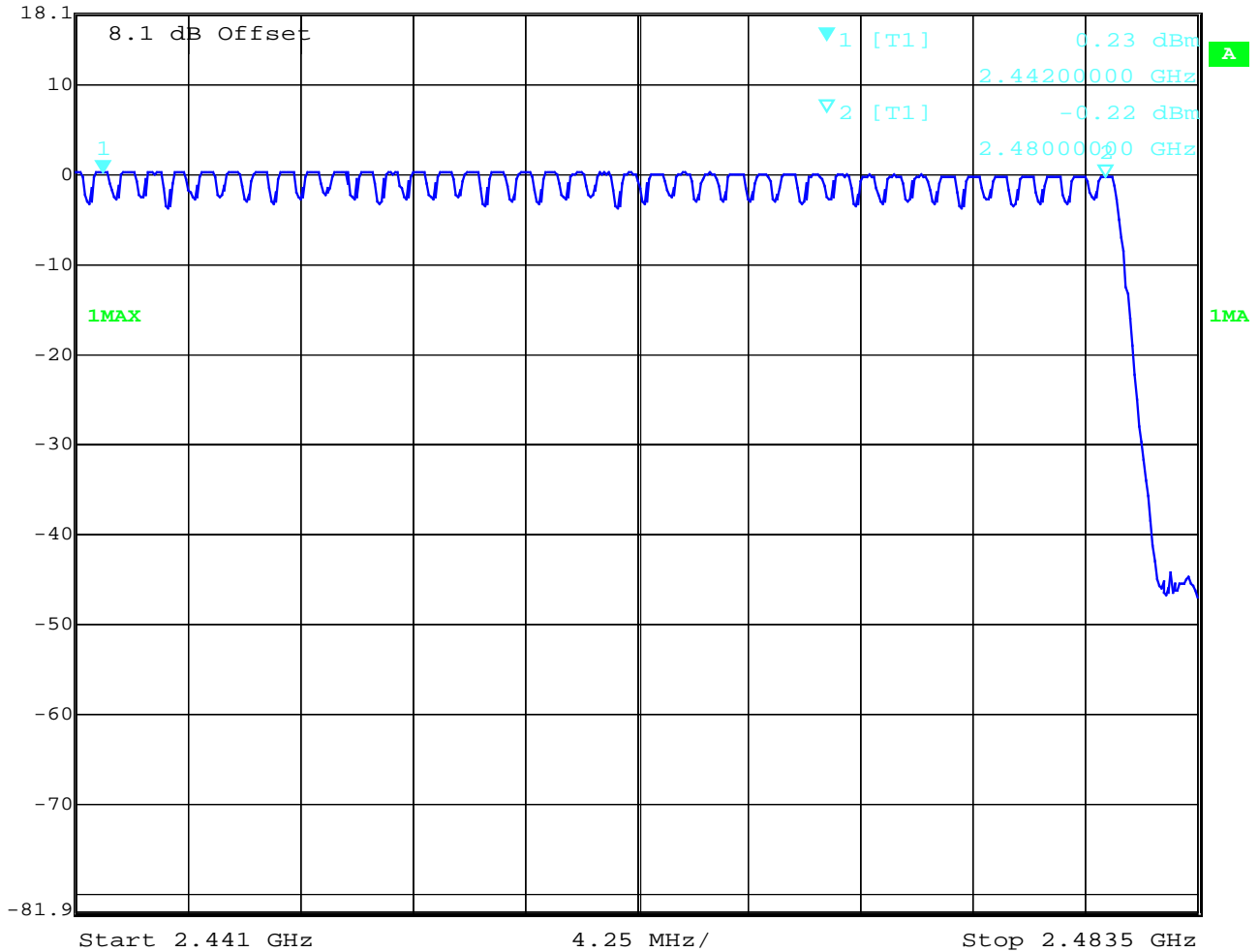
Relative humidity : 54%

Number of hopping channels

Channel 41 - 79

§15.247(a1)

	Ref Lvl	Marker 1 [T1]	RBW	500 kHz	RF Att	30 dB
	18.1 dBm	0.23 dBm	VBW	500 kHz		
		2.44200000 GHz	SWT	5 ms	Unit	dBm



Date: 16.JUN.2003 13:52:55

The number of hopping channels is 79.

Limit: at least 15 non-overlapping channels

REFERENCE NUMBER(S) OF TEST EQUIPMENT USED

(for reference numbers see test equipment listing)

CETECOM ICT Services GmbH

Test Report No.: 2_3286-01-02/03 Issue Date: 2003-06-16 Page 13 (78)

Equipment under test : AAB-1021031-BV

Ambient temperature : 25.9°C

Relative humidity : 54%

Time of occupancy (dwell time) §15.247(a1 iii)

For Bluetooth devives:

The dwell time of 0.3797s within a 30 second period in data mode is independent from the packet type (packet length). The calculation for a 30 second period is a follows:

Dwell time = time slot length * hop rate / number of hopping channels *30s

Example for a DH1 packet (with a maximum length of one time slot)

Dwell time = $625 \mu\text{s} * 1600 \text{ 1/s} / 79 * 30\text{s} = 0.3797\text{s}$ (in a 30s period)

For multi-slot packet the hopping is reduced according to the length of the packet.

Example for a DH5 packet (with a maximum length of five time slots)

Dwell time = $5 * 625 \mu\text{s} * 1600 * 1/5 * 1/s / 79 * 30\text{s} = 0.3797\text{s}$ (in a 30s period)

This is according the Bluetooth Core Specification V 1.0B (+ critical errata) for all Bluetooth devices. Therefore, all Bluetooth devices **comply** with the FCC dwell time requirement in the data mode.

This was checked during the Bluetooth Qualification tests.

The Dwell time in hybrid mode is approximately 2.6 mS (in a 12.8s period)

REFERENCE NUMBER(S) OF TEST EQUIPMENT USED

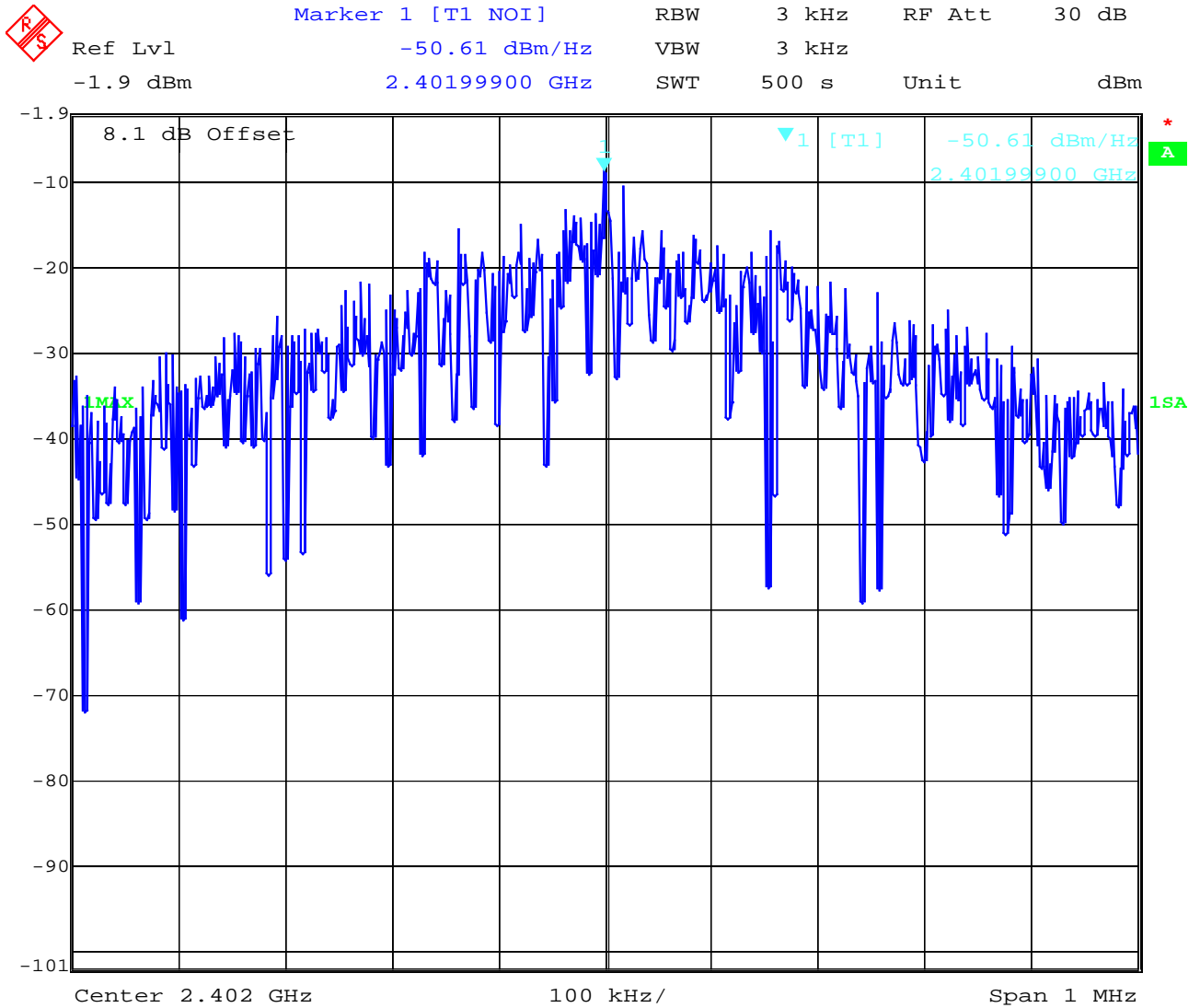
(for reference numbers see test equipment listing)

CETECOM ICT Services GmbH

Test Report No.: 2_3286-01-02/03 Issue Date: 2003-06-16 Page 14 (78)

Equipment under test : AAB-1021031-BV
 Ambient temperature : 25.9°C
 Relative humidity : 54%

Power Spectral density (Hybrid system in Inquiry mode / Page scan) §15.247(d)
 Low channel



Date: 16.JUN.2003 14:00:30

Power density : -50.61 dBm/Hz = -15.81 dBm / 3 KHz

Correction factor from dBm/Hz to dBm/3KHz is +34.8 dB

REFERENCE NUMBER(S) OF TEST EQUIPMENT USED
 (for reference numbers see test equipment listing)

CETECOM ICT Services GmbH

Test Report No.: 2_3286-01-02/03 Issue Date: 2003-06-16 Page 15 (78)

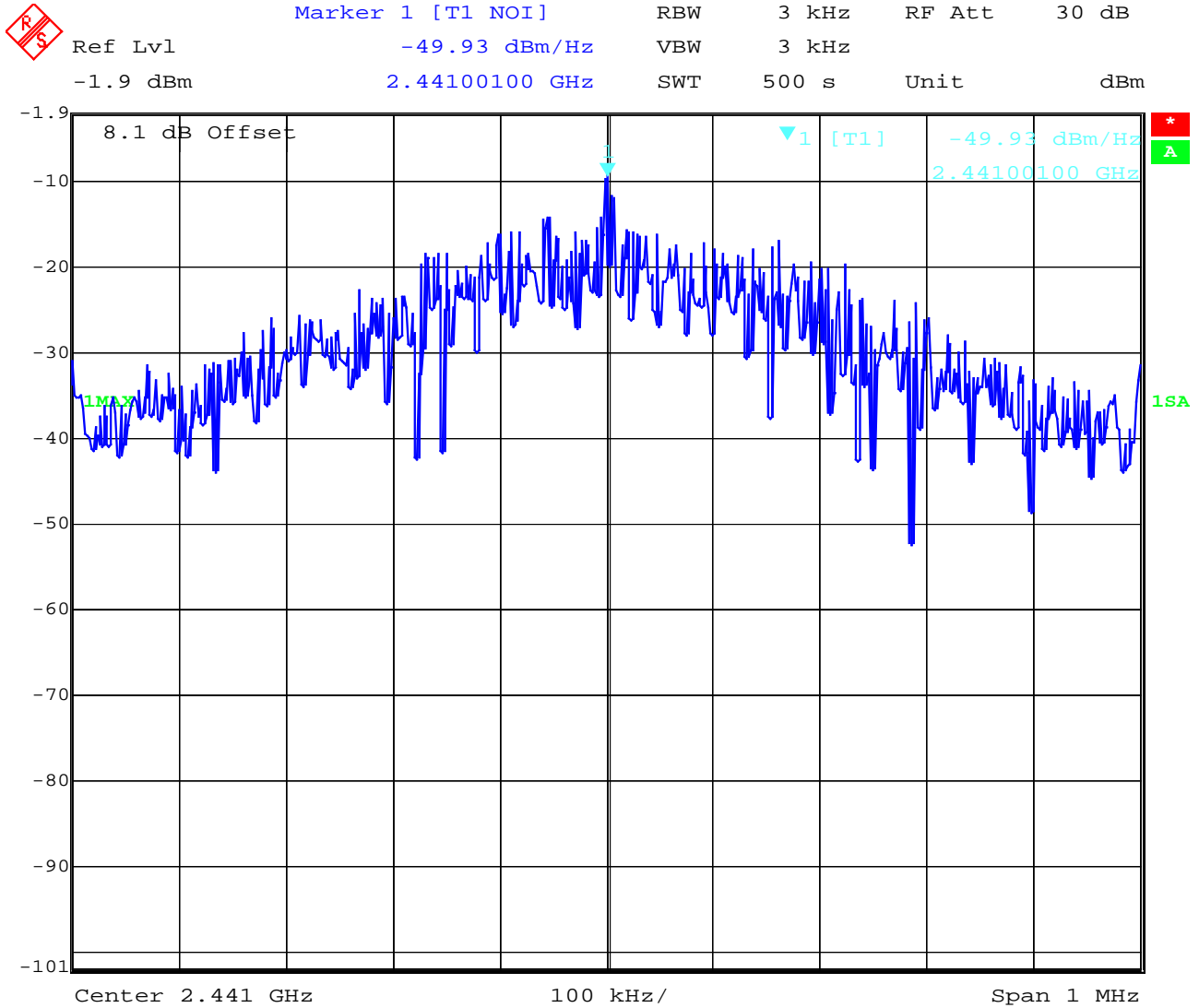
Equipment under test : AAB-1021031-BV

Ambient temperature : 25.9°C

Relative humidity : 54%

Power Spectral density (Hybrid system in Inquiry mode / Page scan) §15.247(d)

Middle channel



Date: 16.JUN.2003 14:05:46

Power density : -49.93 dBm/Hz = -15.13 dBm / 3 KHz

Correction factor from dBm/Hz to dBm/3KHz is +34.8 dB

REFERENCE NUMBER(S) OF TEST EQUIPMENT USED

(for reference numbers see test equipment listing)

CETECOM ICT Services GmbH

Test Report No.: 2_3286-01-02/03 Issue Date: 2003-06-16 Page 16 (78)

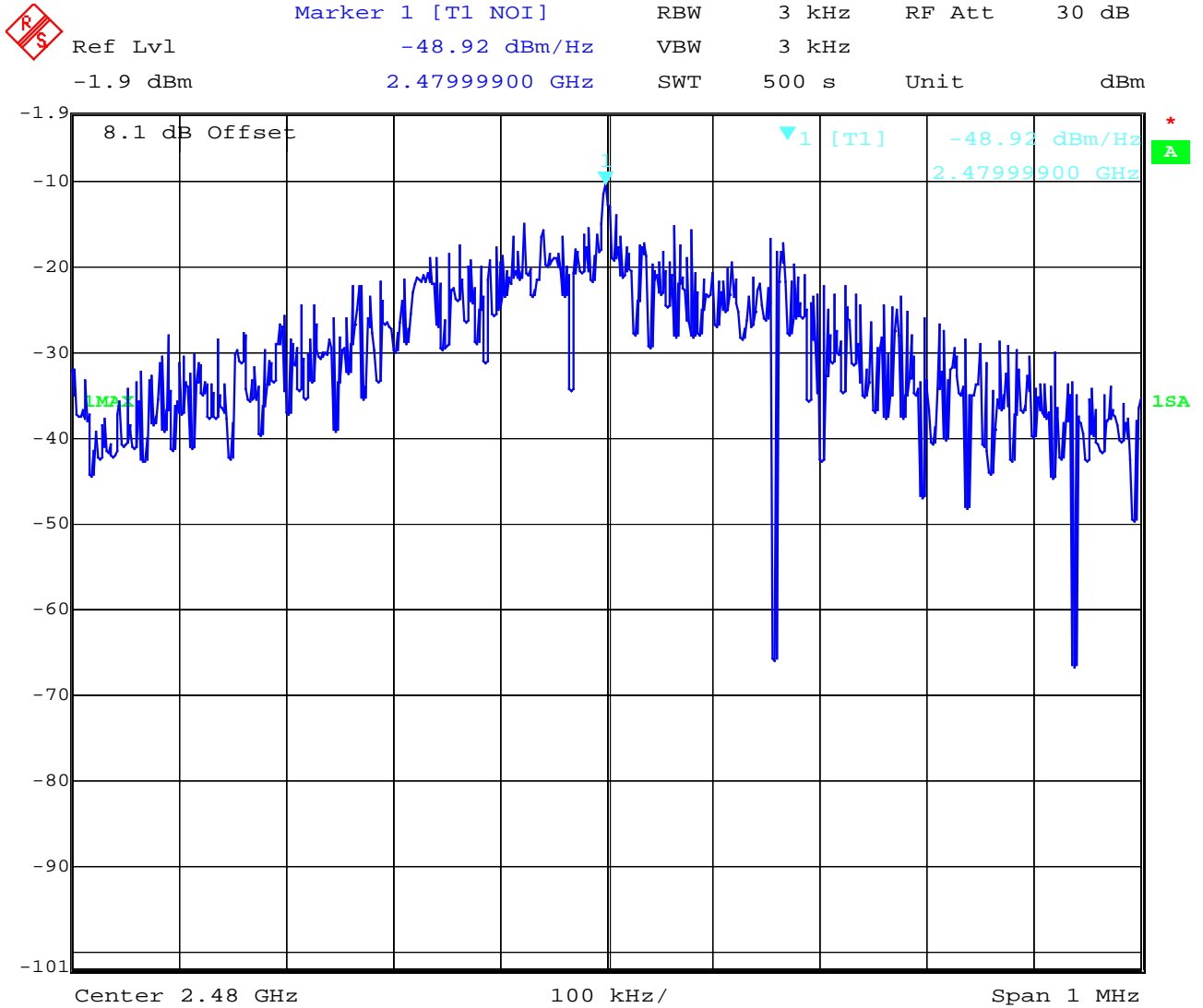
Equipment under test : AAB-1021031-BV

Ambient temperature : 25.9°C

Relative humidity : 54%

Power Spectral density (Hybrid system in Inquiry mode / Page scan) §15.247(d)

High channel



Date: 16.JUN.2003 14:13:10

Power density : -48.92 dBm/Hz = -14.12 dBm / 3 KHz

Correction factor from dBm/Hz to dBm/3KHz is +34.8 dB

REFERENCE NUMBER(S) OF TEST EQUIPMENT USED

(for reference numbers see test equipment listing)

CETECOM ICT Services GmbH

Test Report No.: 2_3286-01-02/03 Issue Date: 2003-06-16 Page 17 (78)

Equipment under test : AAB-1021031-BV

Ambient temperature : 25.9°C

Relative humidity : 54%

Spectrum Bandwidth of a FHSS System §15.247(a1)

20 dB bandwidth

TEST CONDITIONS		20 dB BANDWIDTH (kHz)		
		2402	2441	2480
Frequency (MHz)				
$T_{nom}(23)^\circ\text{C}$	$V_{nom}(3.6)\text{V}$	751.503	755.551	799.599
Measurement uncertainty		±1kHz		

RBW / VBW as provided in the „Measurement Guidelines“ (DA 00-705, March 30, 2000)

RBW: 10 kHz / VBW 10 kHz

REFERENCE NUMBER(S) OF TEST EQUIPMENT USED

(for reference numbers see test equipment listing)

CETECOM ICT Services GmbH

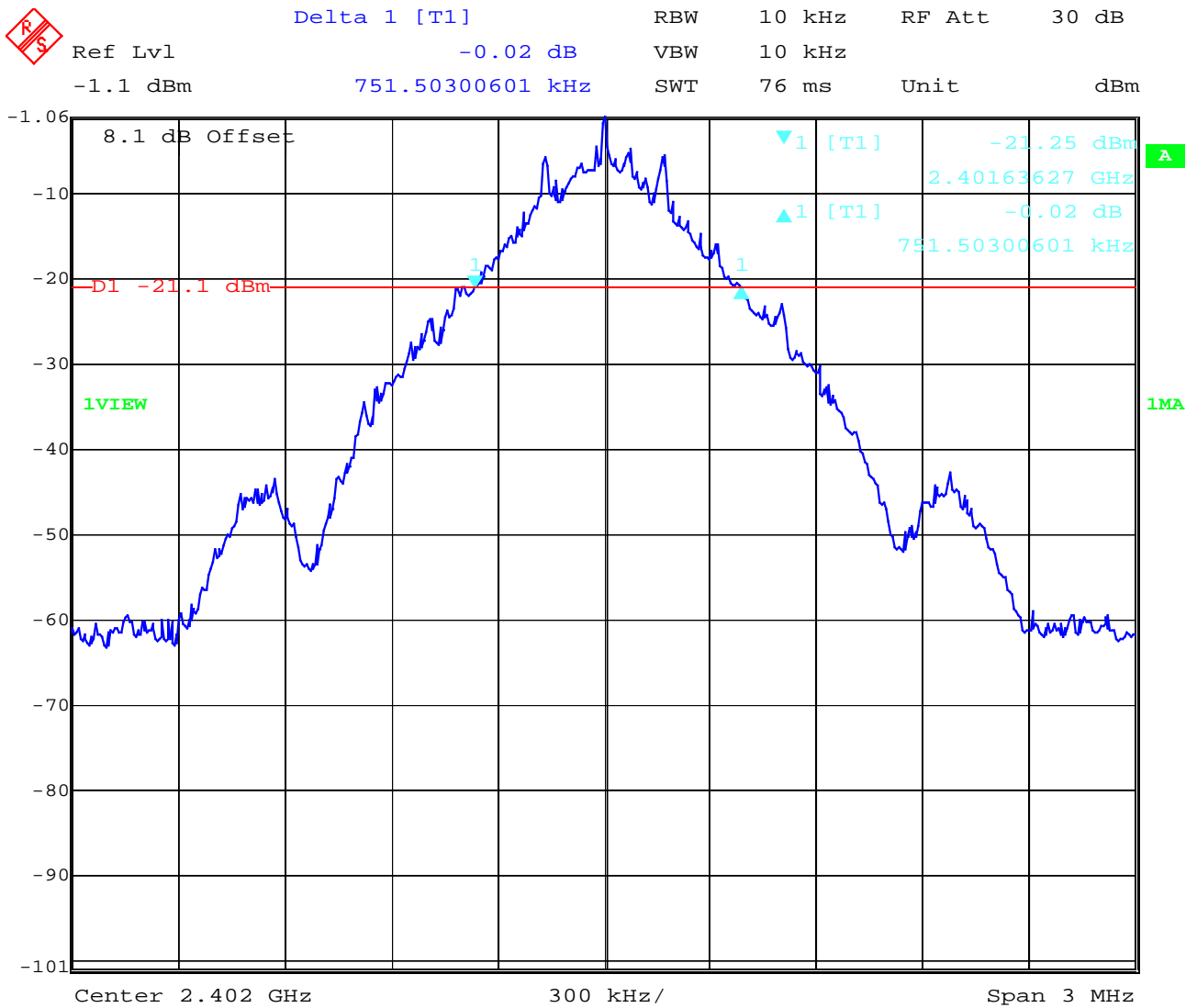
Test Report No.: 2_3286-01-02/03 Issue Date: 2003-06-16 Page 18 (78)

Equipment under test : AAB-1021031-BV
 Ambient temperature : 25.9°C
 Relative humidity : 54%

Spectrum Bandwidth of a FHSS System 20 dB bandwidth

§15.247(a1)

Channel 1



Date: 16.JUN.2003 14:17:11

REFERENCE NUMBER(S) OF TEST EQUIPMENT USED
 (for reference numbers see test equipment listing)

CETECOM ICT Services GmbH

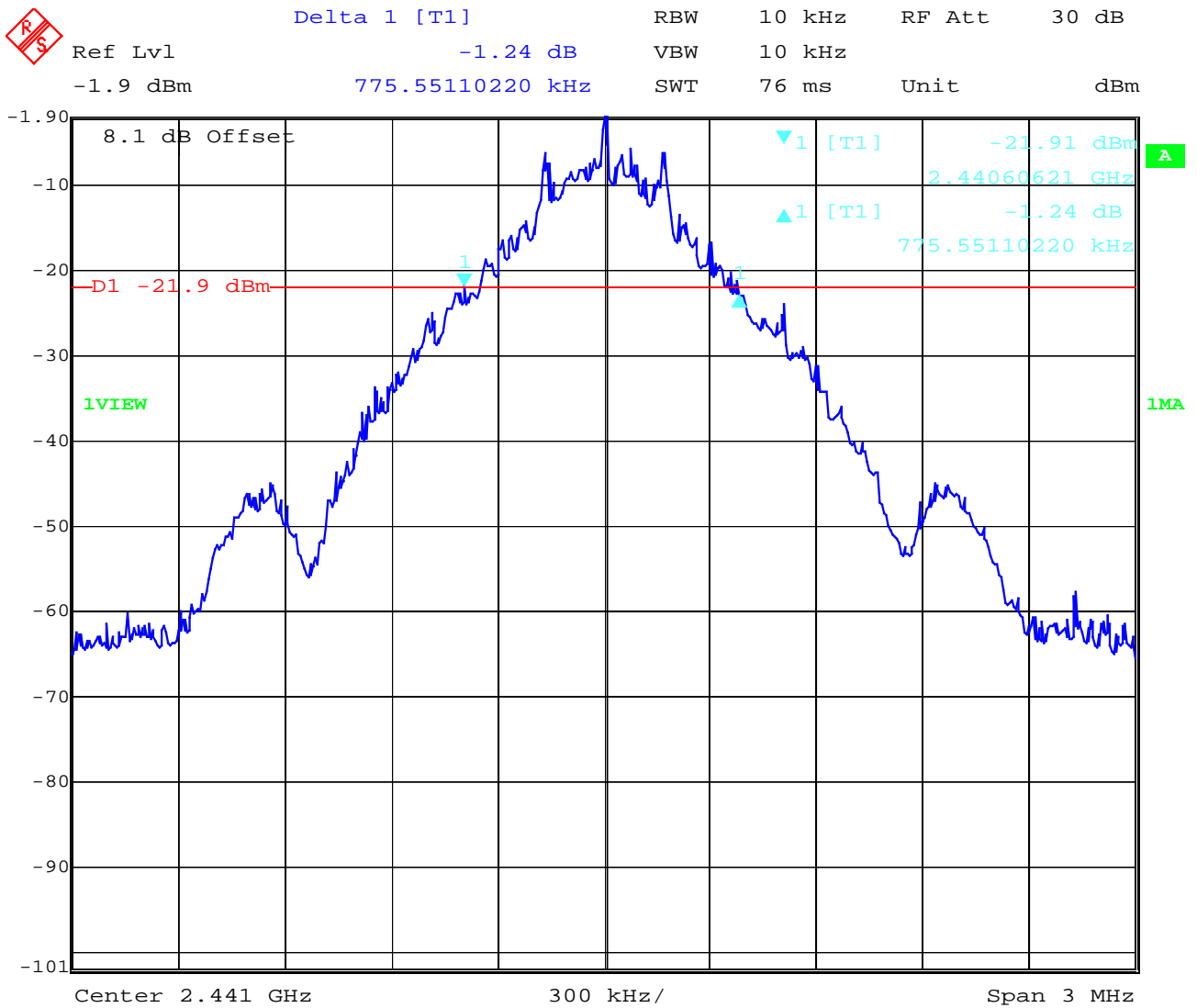
Test Report No.: 2_3286-01-02/03 Issue Date: 2003-06-16 Page 19 (78)

Equipment under test : AAB-1021031-BV
 Ambient temperature : 25.9°C
 Relative humidity : 54%

Spectrum Bandwidth of a FHSS System 20 dB bandwidth

§15.247(a1)

Channel 2



Date: 16.JUN.2003 14:18:48

REFERENCE NUMBER(S) OF TEST EQUIPMENT USED
 (for reference numbers see test equipment listing)

CETECOM ICT Services GmbH

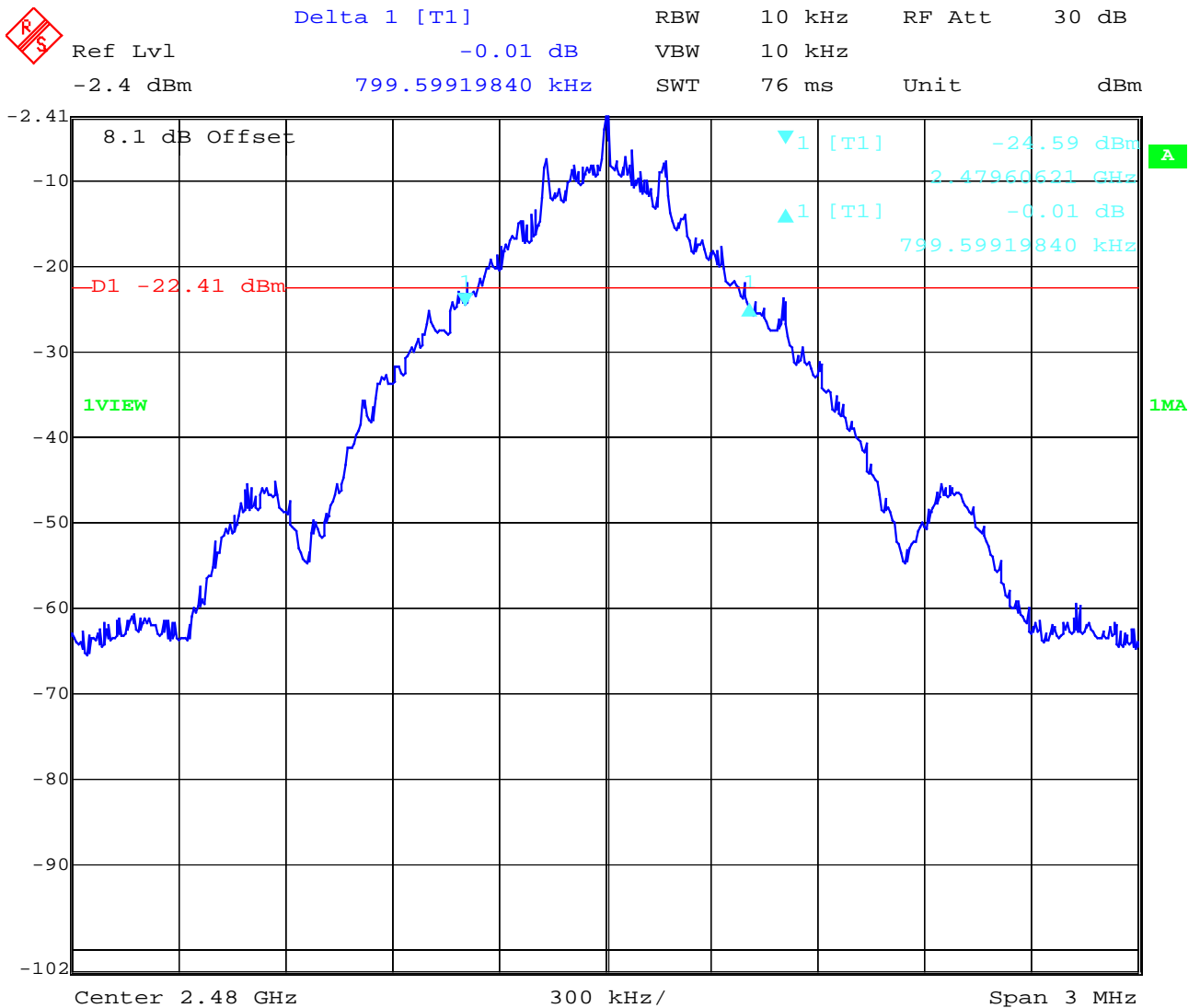
Test Report No.: 2_3286-01-02/03 Issue Date: 2003-06-16 Page 20 (78)

Equipment under test : AAB-1021031-BV
 Ambient temperature : 25.9°C
 Relative humidity : 54%

Spectrum Bandwidth of a FHSS System 20 dB bandwidth

§15.247(a1)

Channel 3:



Date: 16.JUN.2003 14:22:17

REFERENCE NUMBER(S) OF TEST EQUIPMENT USED
 (for reference numbers see test equipment listing)

CETECOM ICT Services GmbH

Test Report No.: 2_3286-01-02/03 Issue Date: 2003-06-16 Page 21 (78)

Equipment under test : AAB-1021031-BV
 Ambient temperature : 25.9°C
 Relative humidity : 54%

MAXIMUM PEAK OUTPUT POWER SUBCLAUSE § 15.247 (b) (1) (conducted)

TEST CONDITIONS		MAXIMUM PEAK OUTPUT POWER (mW)			
			2402	2442	2480
Frequency (MHz)		PK	1.14	1.04	0.95
T _{nom} (23.3)°C	V _{nom} (3.6)V				
De facto EIRP (Peak)			1.04mW	0.91 mW	0.85 mW
(Antenna gain)			(-0.37 dBi)	(-0.58 dBi)	(-0.95 dBi)
Measurement uncertainty		±3dB			

RBW / VBW : 3 MHz

LIMIT SUBCLAUSE § 15.247 (b) (1)

Frequency range	RF power output
2400-2483.5 MHz	1.0 Watt

REFERENCE NUMBER(S) OF TEST EQUIPMENT USED
 (for reference numbers see test equipment listing)

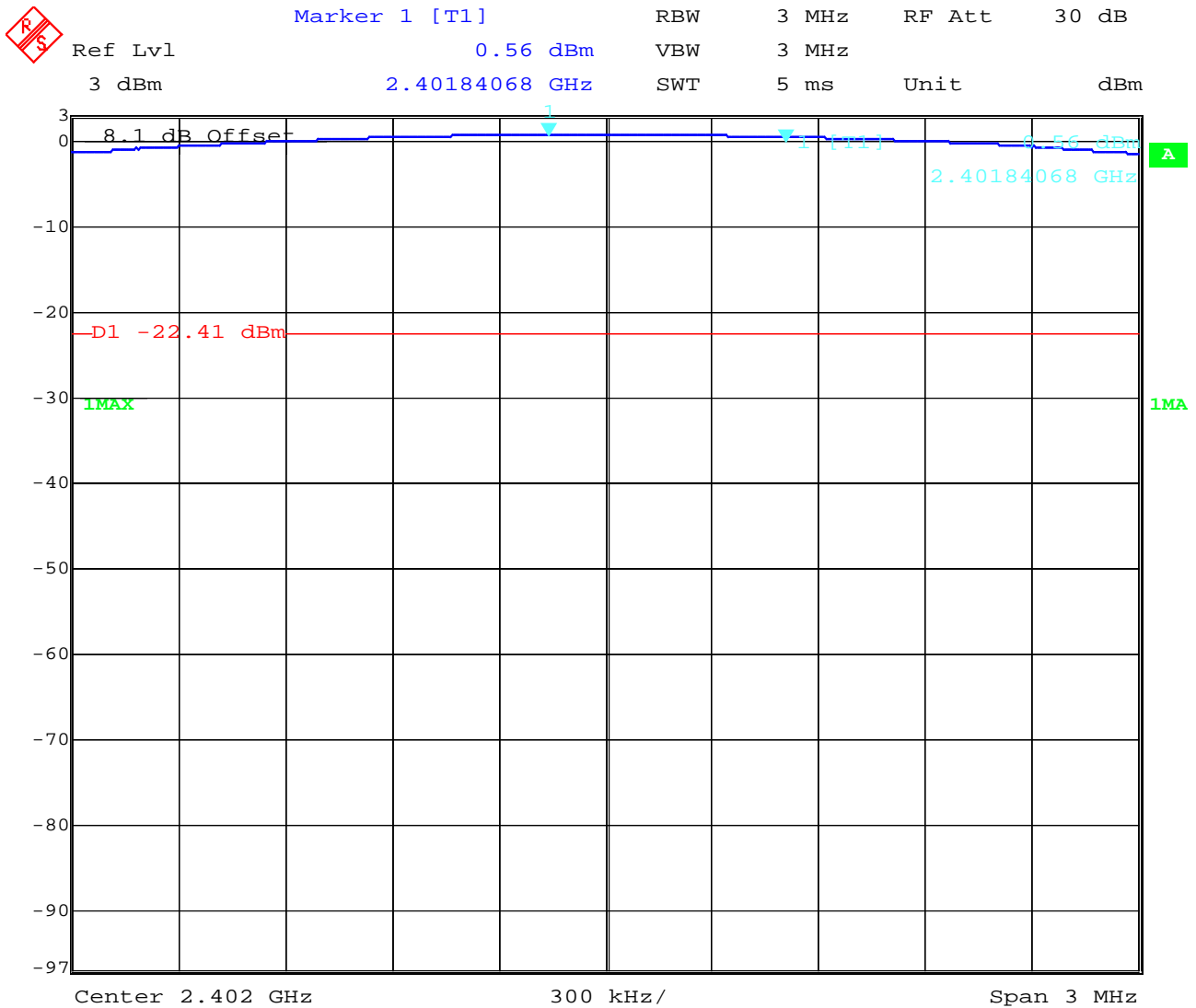
CETECOM ICT Services GmbH

Test Report No.: 2_3286-01-02/03 Issue Date: 2003-06-16 Page 22 (78)

Equipment under test : AAB-1021031-BV
 Ambient temperature : 25.9°C
 Relative humidity : 54%

MAXIMUM PEAK OUTPUT POWER (conducted) Channel 1

SUBCLAUSE § 15.247 (b) (1)



Date: 16.JUN.2003 14:24:04

LIMIT

SUBCLAUSE § 15.247 (b) (1)

Frequency range	RF power output
2400-2483.5 MHz	1.0 Watt

REFERENCE NUMBER(S) OF TEST EQUIPMENT USED
 (for reference numbers see test equipment listing)


CETECOM ICT Services GmbH

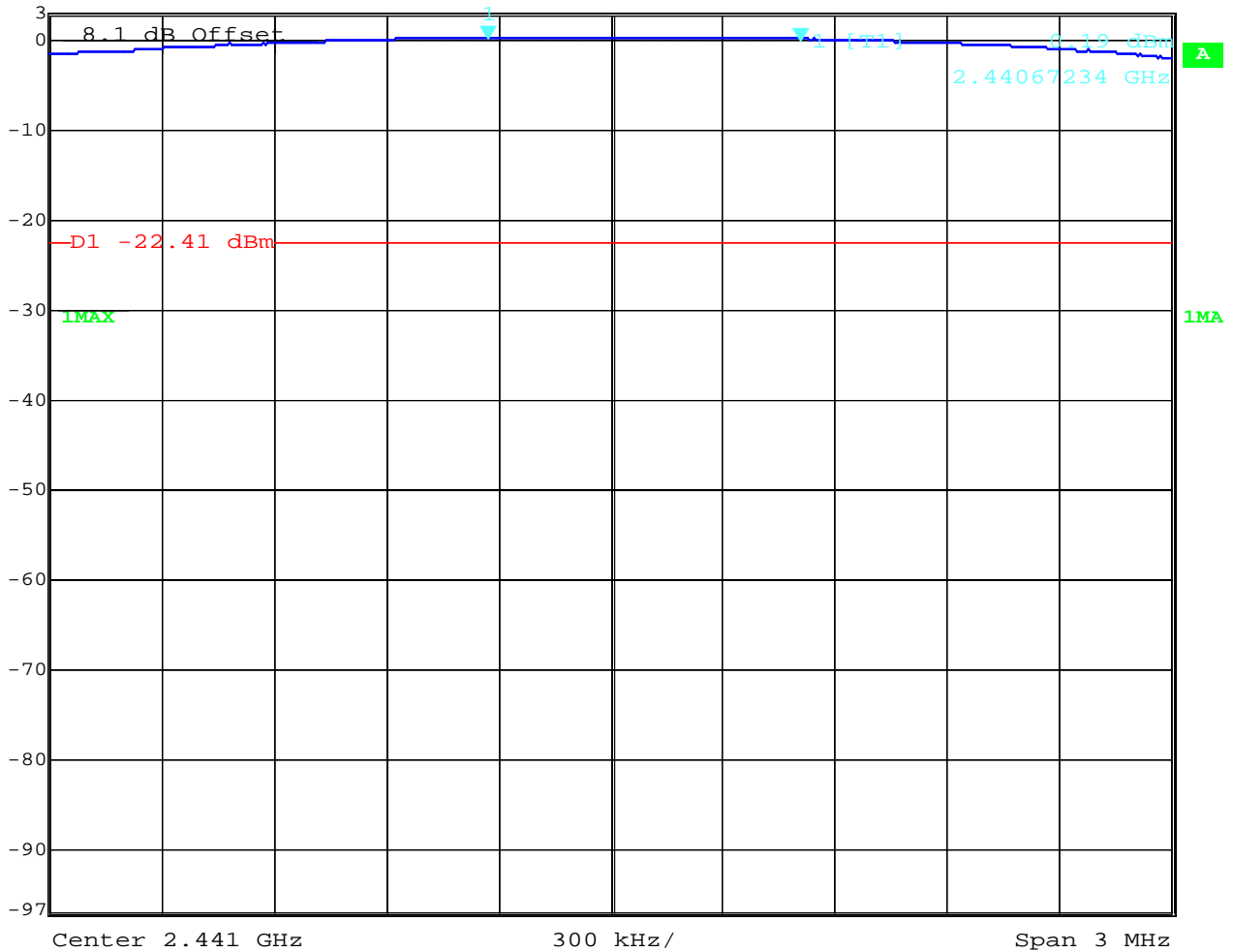
Test Report No.: 2_3286-01-02/03 Issue Date: 2003-06-16 Page 23 (78)

Equipment under test : AAB-1021031-BV
 Ambient temperature : 25.9°C
 Relative humidity : 54%

MAXIMUM PEAK OUTPUT POWER
 (conducted)
 Channel 2

SUBCLAUSE § 15.247 (b) (1)

 Marker 1 [T1] RBW 3 MHz RF Att 30 dB
 Ref Lvl 0.19 dBm VBW 3 MHz
 3 dBm 2.44067234 GHz SWT 5 ms Unit dBm



Date: 16.JUN.2003 14:23:41

LIMIT

SUBCLAUSE § 15.247 (b) (1)

Frequency range	RF power output
2400-2483.5 MHz	1.0 Watt

REFERENCE NUMBER(S) OF TEST EQUIPMENT USED
 (for reference numbers see test equipment listing)


CETECOM ICT Services GmbH

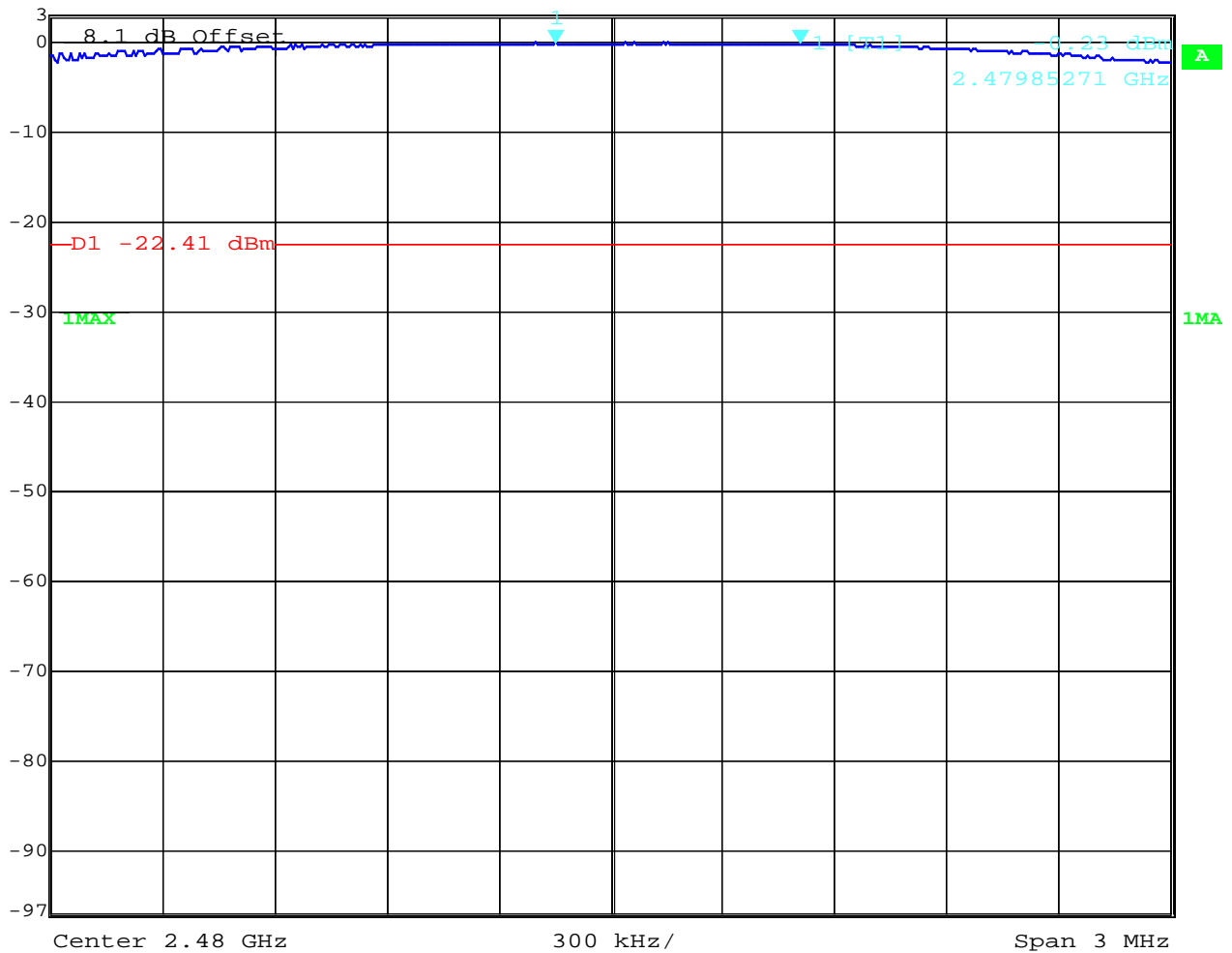
Test Report No.: 2_3286-01-02/03 Issue Date: 2003-06-16 Page 24 (78)

Equipment under test : AAB-1021031-BV
 Ambient temperature : 25.9°C
 Relative humidity : 54%

MAXIMUM PEAK OUTPUT POWER (conducted) Channel 3

SUBCLAUSE § 15.247 (b) (1)


 Marker 1 [T1] RBW 3 MHz RF Att 30 dB
 Ref Lvl -0.23 dBm VBW 3 MHz
 3 dBm 2.47985271 GHz SWT 5 ms Unit dBm



Date: 16.JUN.2003 14:23:20

LIMIT

SUBCLAUSE § 15.247 (b) (1)

Frequency range	RF power output
2400-2483.5 MHz	1.0 Watt

REFERENCE NUMBER(S) OF TEST EQUIPMENT USED

(for reference numbers see test equipment listing)

CETECOM ICT Services GmbH

Test Report No.: 2_3286-01-02/03 Issue Date: 2003-06-16 Page 25 (78)

Equipment under test : AAB-1021031-BV

Ambient temperature : 25.9°C

Relative humidity : 54%

**MAXIMUM PEAK OUTPUT POWER SUBCLAUSE § 15.247 (b) (1)
(RADIATED)**

TEST CONDITIONS		MAXIMUM PEAK OUTPUT POWER		
		EIRP (mW)		
Frequency (MHz)		2402	2441	2480
T _{nom} (23.0)°C	V _{nom} (3.6)V	1.04mW	0.91 mW	0.85 mW
Measurement uncertainty		±3dB		

RBW/VBW : 3 MHz

Measured at a distance of 3m

LIMIT SUBCLAUSE § 15.247 (b) (1)

Frequency range	RF power output
2400-2483.5 MHz	1.0 Watt

REFERENCE NUMBER(S) OF TEST EQUIPMENT USED
(for reference numbers see test equipment listing)

CETECOM ICT Services GmbH

Test Report No.: 2_3286-01-02/03 Issue Date: 2003-06-16 Page 26 (78)

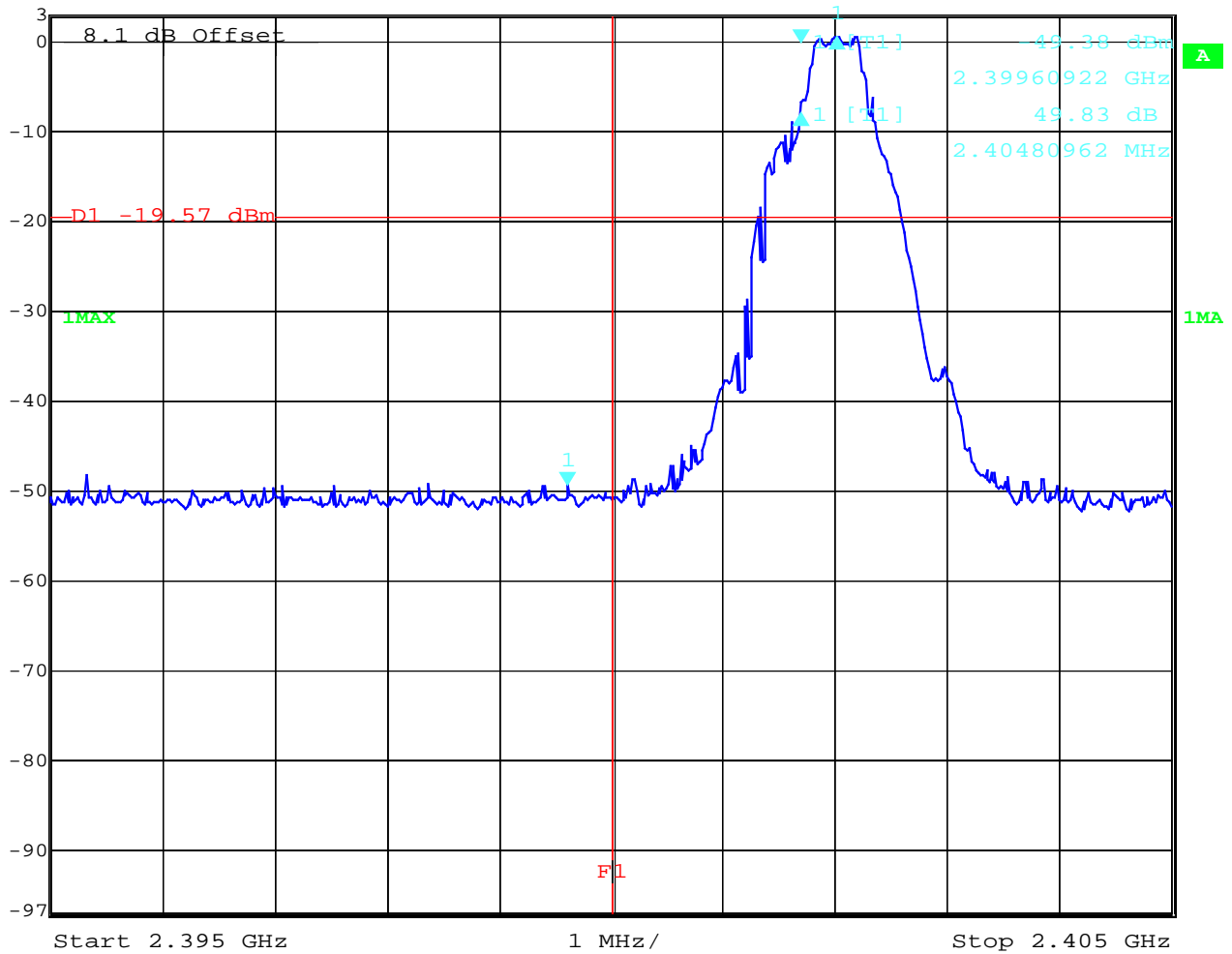
Equipment under test : AAB-1021031-BV
 Ambient temperature : 25.9°C
 Relative humidity : 54%

Band-edge compliance of conducted emissions

§15.247 (c)



Delta 1 [T1] RBW 100 kHz RF Att 30 dB
 Ref Lvl 49.83 dB VBW 100 kHz
 3 dBm 2.40480962 MHz SWT 5 ms Unit dBm



Date: 16.JUN.2003 14:25:40

Low frequency section (hopping off)

Limit: In any 100 kHz bandwidth outside the frequency band in which the spread spectrum or digitally modulated intentional radiator is operating, the radio frequency power that is produced by the intentional radiator shall be at least 20 dB below that in the 100 kHz bandwidth within the band that contains the highest level of the desired power, based on either an RF conducted or a radiated measurement. Attenuation below the general limits specified in Section 15.209(a) is not required. In addition, radiated emissions which fall in the restricted bands, as defined in Section 15.205(a), must also comply with the radiated emission limits specified in Section 15.209(a) (see Section 15.205(c)).

REFERENCE NUMBER(S) OF TEST EQUIPMENT USED
 (for reference numbers see test equipment listing)

CETECOM ICT Services GmbH


Test Report No.: 2_3286-01-02/03 Issue Date: 2003-06-16 Page 27 (78)

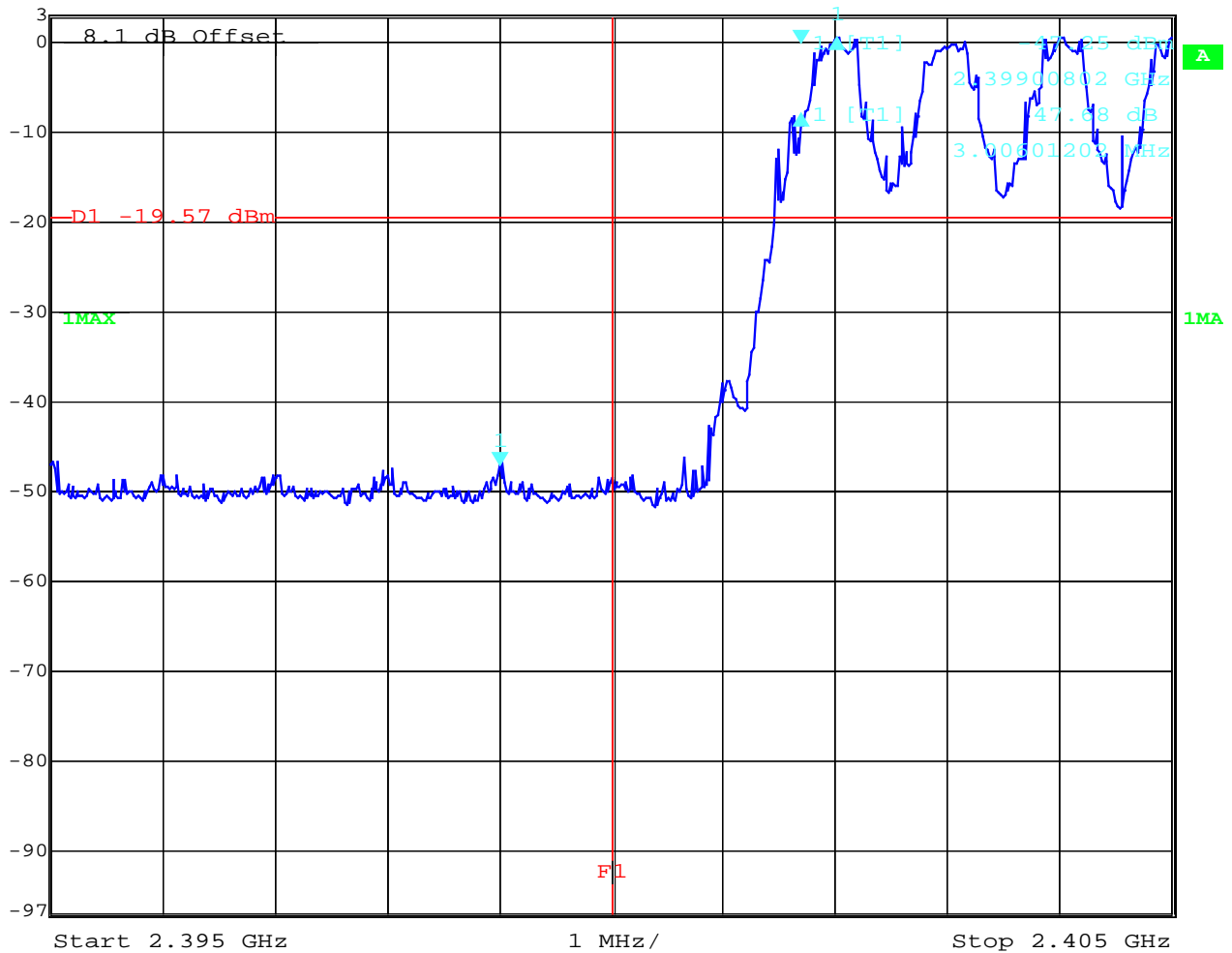
Equipment under test : AAB-1021031-BV
 Ambient temperature : 25.9°C
 Relative humidity : 54%

Band-edge compliance of conducted emissions

§15.247 (c)

Low frequency section (hopping on)

 Delta 1 [T1] RBW 100 kHz RF Att 30 dB
 Ref Lvl 47.68 dB VBW 100 kHz
 3 dBm 3.00601202 MHz SWT 5 ms Unit dBm



Date: 16.JUN.2003 14:28:53

Limit: In any 100 kHz bandwidth outside the frequency band in which the spread spectrum or digitally modulated intentional radiator is operating, the radio frequency power that is produced by the intentional radiator shall be at least 20 dB below that in the 100 kHz bandwidth within the band that contains the highest level of the desired power, based on either an RF conducted or a radiated measurement. Attenuation below the general limits specified in Section 15.209(a) is not required. In addition, radiated emissions which fall in the restricted bands, as defined in Section 15.205(a), must also comply with the radiated emission limits specified in Section 15.209(a) (see Section 15.205(c)).

REFERENCE NUMBER(S) OF TEST EQUIPMENT USED

(for reference numbers see test equipment listing)

17 - 24, 64

CETECOM ICT Services GmbH


Test Report No.: 2_3286-01-02/03 Issue Date: 2003-06-16 Page 28 (78)

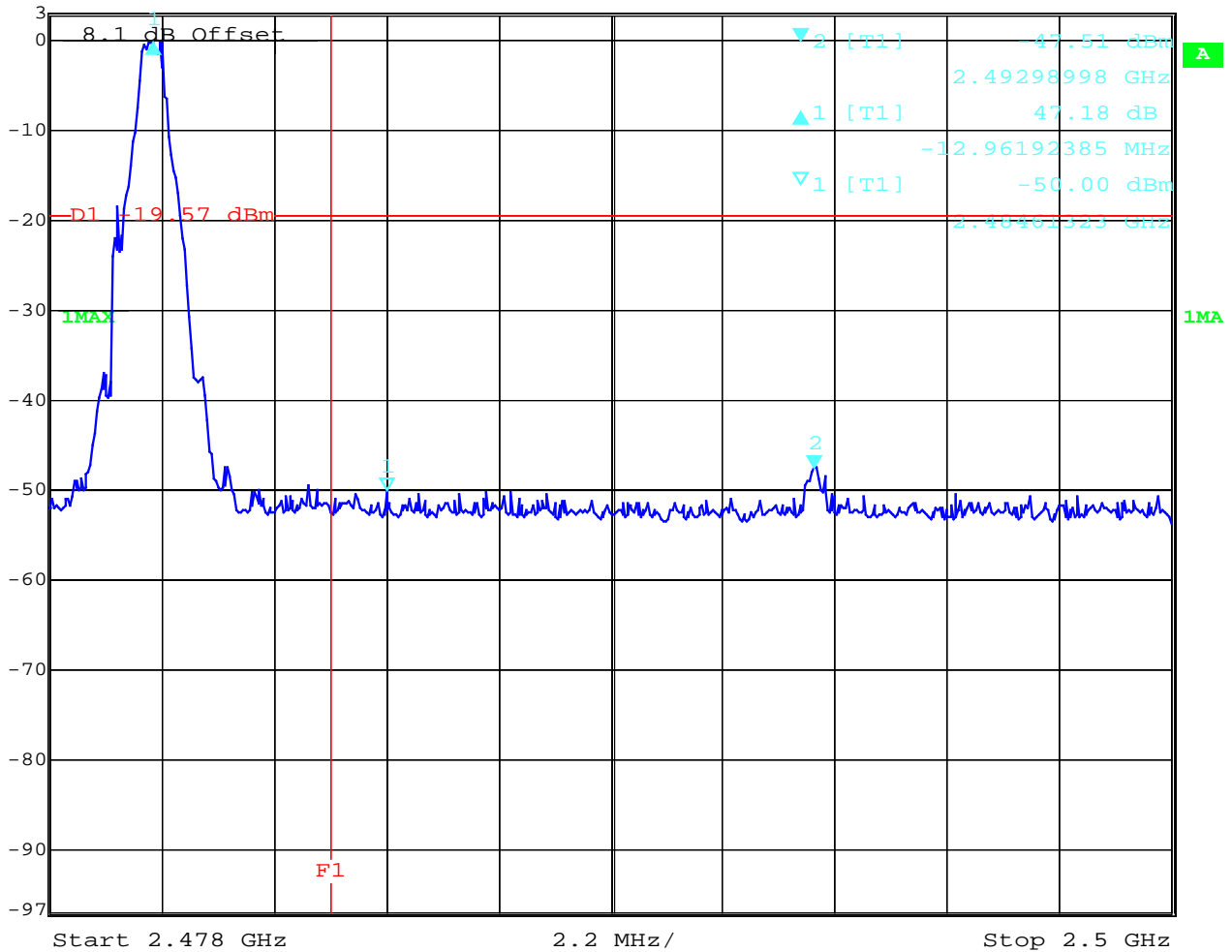
Equipment under test : AAB-1021031-BV
 Ambient temperature : 25.9°C
 Relative humidity : 54%

Band-edge compliance of conducted emissions

§15.247 (c)

high frequency section (hopping off)

 Delta 1 [T1] RBW 100 kHz RF Att 30 dB
 Ref Lvl 47.18 dB VBW 100 kHz
 3 dBm -12.96192385 MHz SWT 5.5 ms Unit dBm



Date: 16.JUN.2003 14:30:43

Limit: In any 100 kHz bandwidth outside the frequency band in which the spread spectrum or digitally modulated intentional radiator is operating, the radio frequency power that is produced by the intentional radiator shall be at least 20 dB below that in the 100 kHz bandwidth within the band that contains the highest level of the desired power, based on either an RF conducted or a radiated measurement. Attenuation below the general limits specified in Section 15.209(a) is not required. In addition, radiated emissions which fall in the restricted bands, as defined in Section 15.205(a), must also comply with the radiated emission limits specified in Section 15.209(a) (see Section 15.205(c)).

REFERENCE NUMBER(S) OF TEST EQUIPMENT USED

(for reference numbers see test equipment listing)

17 - 24, 64

CETECOM ICT Services GmbH


Test Report No.: 2_3286-01-02/03 Issue Date: 2003-06-16 Page 29 (78)

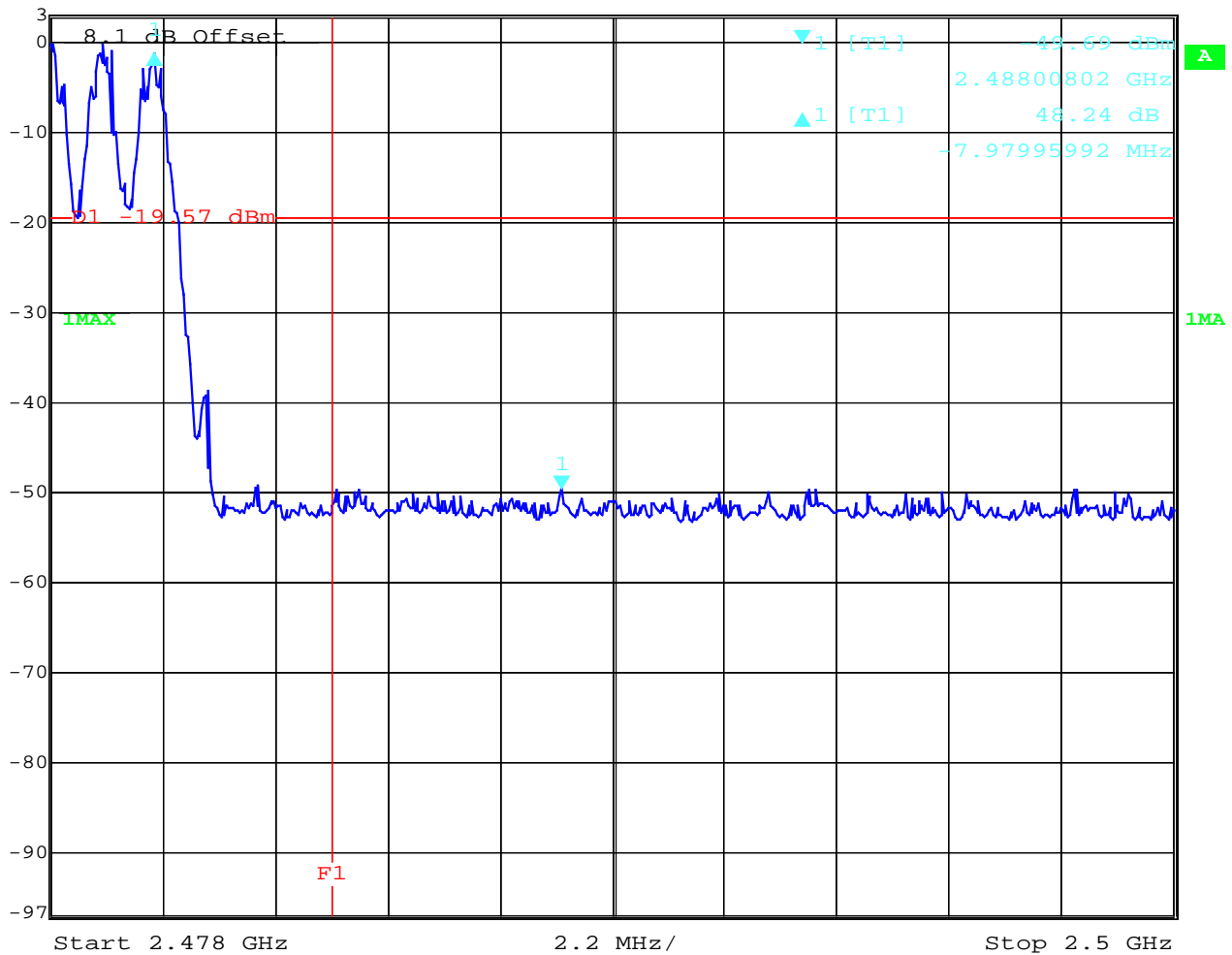
Equipment under test : AAB-1021031-BV
 Ambient temperature : 25.9°C
 Relative humidity : 54%

Band-edge compliance of conducted emissions

§15.247 (c)

high frequency section (hopping on)

 Delta 1 [T1] RBW 100 kHz RF Att 30 dB
 Ref Lvl 48.24 dB VBW 100 kHz
 3 dBm -7.97995992 MHz SWT 5.5 ms Unit dBm



Date: 16.JUN.2003 14:29:56

Limit: In any 100 kHz bandwidth outside the frequency band in which the spread spectrum or digitally modulated intentional radiator is operating, the radio frequency power that is produced by the intentional radiator shall be at least 20 dB below that in the 100 kHz bandwidth within the band that contains the highest level of the desired power, based on either an RF conducted or a radiated measurement. Attenuation below the general limits specified in Section 15.209(a) is not required. In addition, radiated emissions which fall in the restricted bands, as defined in Section 15.205(a), must also comply with the radiated emission limits specified in Section 15.209(a) (see Section 15.205(c)).

REFERENCE NUMBER(S) OF TEST EQUIPMENT USED

(for reference numbers see test equipment listing)


17 - 24, 64

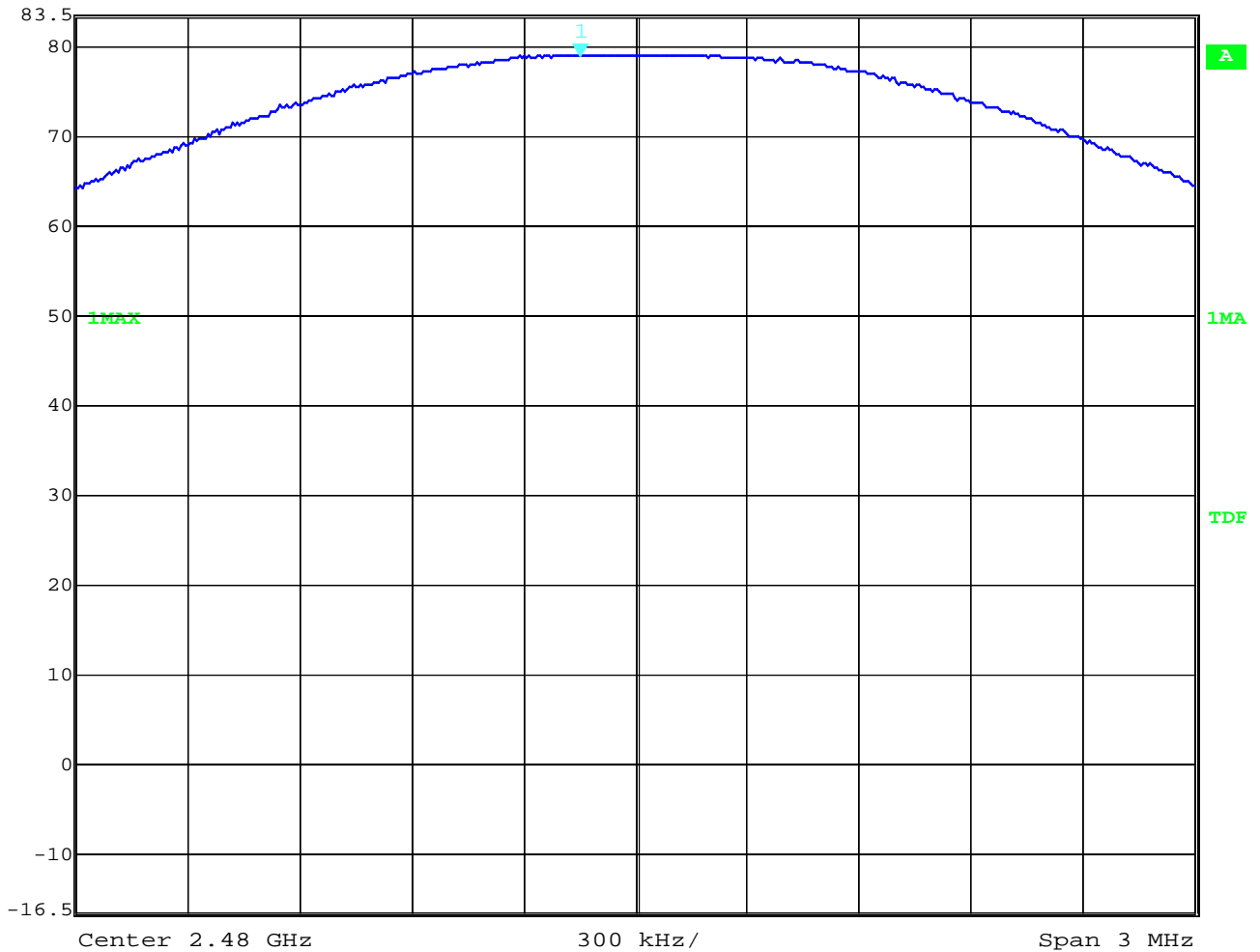
CETECOM ICT Services GmbH

Test Report No.: 2_3286-01-02/03 Issue Date: 2003-06-16 Page 30 (78)

Equipment under test : AAB-1021031-BV
 Ambient temperature : 25.9°C
 Relative humidity : 54%

Band-edge compliance radiated
Max field strength in 3m distance
(singel frequency)

 Marker 1 [T1] RBW 1 MHz RF Att 0 dB
 Ref Lvl 78.88 dBµV/m VBW 1 MHz
 83.5 dB* 2.47985271 GHz SWT 5 ms Unit dBµV/m



Date: 16.JUN.2003 13:16:36

Frequency	Meter reading	Cable loss	Antenna factor	Results
2480 MHz		2.5	-6.3	78.88 dBµV/m
Coreccting factor in grafic implemented				


REFERENCE NUMBER(S) OF TEST EQUIPMENT USED
 (for reference numbers see test equipment listing)
 17 – 24, 64

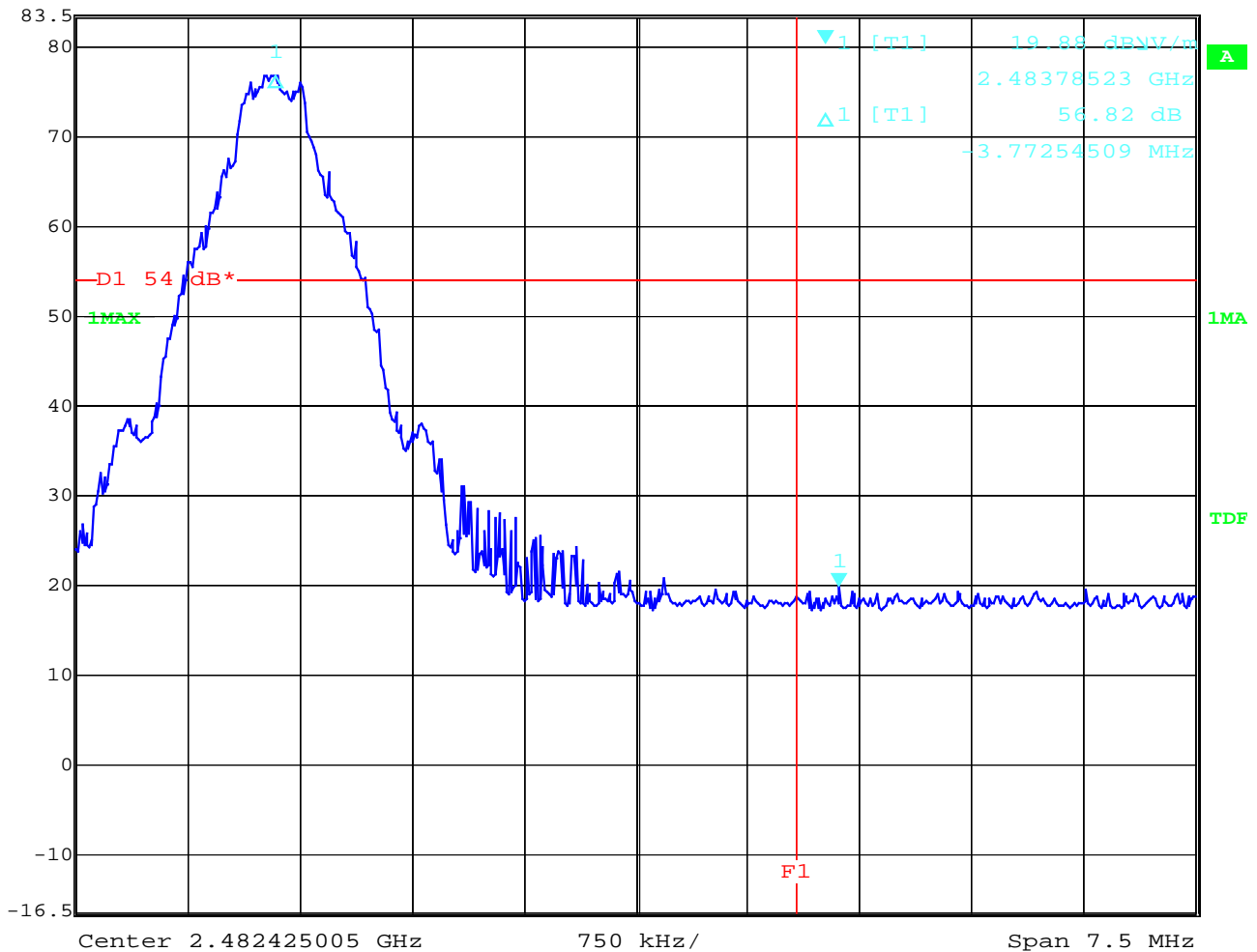
CETECOM ICT Services GmbH

Test Report No.: 2_3286-01-02/03 Issue Date: 2003-06-16 Page 31 (78)

Equipment under test : AAB-1021031-BV
 Ambient temperature : 25.9°C
 Relative humidity : 54%

Band-edge compliance radiated Marker-Delta Method (single carrier)

	Ref Lvl	83.5 dB*	Marker 1 [T1]	19.88 dBµV/m	RBW	100 kHz	RF Att	0 dB
				2.48378523 GHz	VBW	100 kHz		
					SWT	5 ms	Unit	dBµV/m



Date: 16.JUN.2003 13:21:27

Marker-Delta-Value : 56.82 dB

This measurement was made to show that the behavior of the system is conform to

FCC 15.205 (restricted bands)

REFERENCE NUMBER(S) OF TEST EQUIPMENT USED

(for reference numbers see test equipment listing)

17 - 24, 64

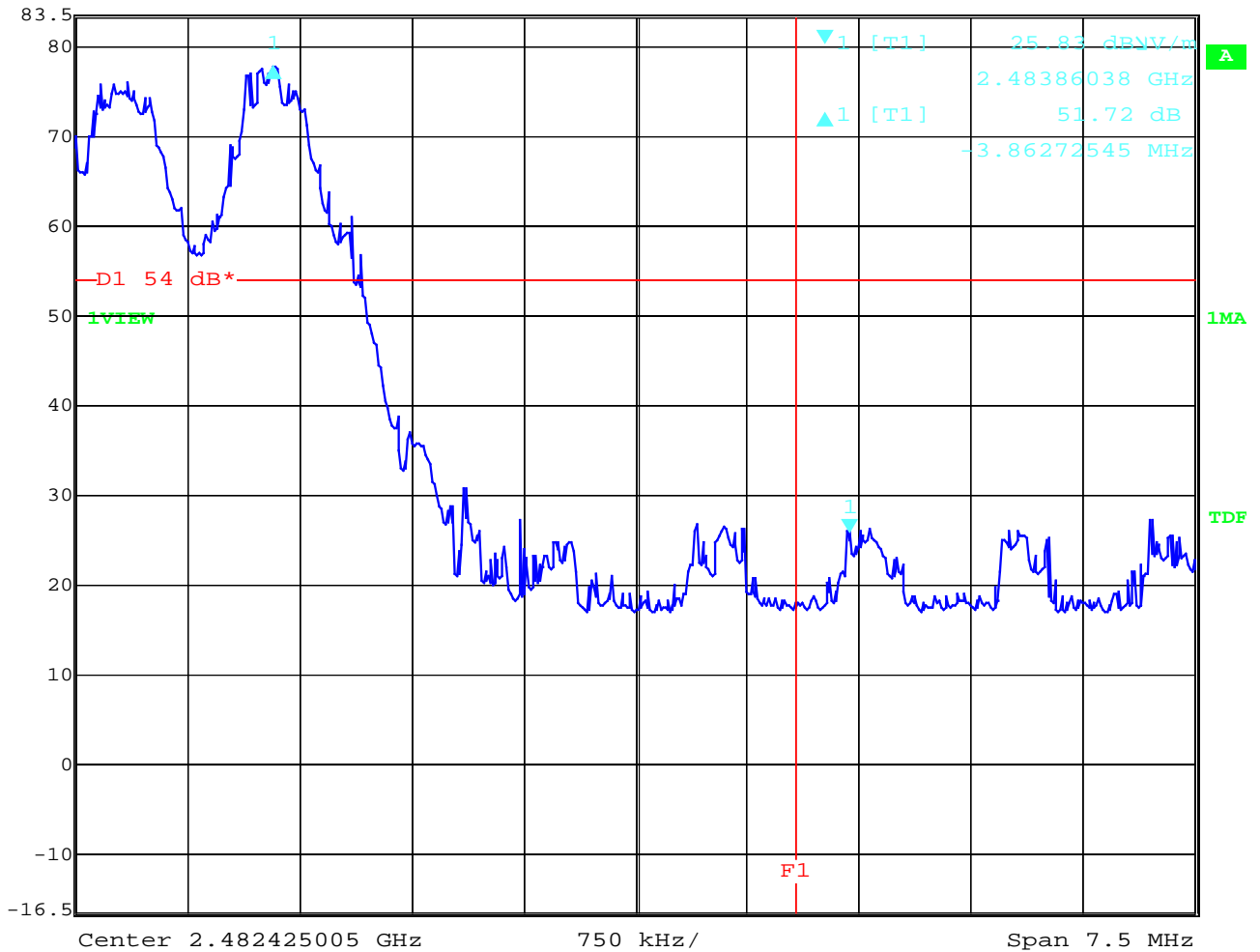
CETECOM ICT Services GmbH

Test Report No.: 2_3286-01-02/03 Issue Date: 2003-06-16 Page 32 (78)

Equipment under test : AAB-1021031-BV
 Ambient temperature : 25.9°C
 Relative humidity : 54%

Band-edge compliance radiated Marker-Delta Method (hopping mode)

	Delta 1 [T1]	RBW	100 kHz	RF Att	0 dB
	Ref Lvl	51.72 dB	VBW	100 kHz	
	83.5 dB*	-3.86272545 MHz	SWT	5 ms	Unit dBµV/m



Date: 16.JUN.2003 13:24:00

Marker-Delta-Value : 51.72 dB

This measurement was made to show that the behavior of the system is conform to FCC 15.205 (restricted bands)

REFERENCE NUMBER(S) OF TEST EQUIPMENT USED

(for reference numbers see test equipment listing)

17 - 24, 64

CETECOM ICT Services GmbH

Test Report No.: 2_3286-01-02/03 Issue Date: 2003-06-16 Page 33 (78)

Equipment under test : AAB-1021031-BV
 Ambient temperature : 25.9°C
 Relative humidity : 54%

Band-edge compliance of radiated emissions

§15.205

Radiated field strength

The field strength was measured with an EMI measuring receiver and 1 MHz RBW / VBW for peak and with 1MHz RBW / 10Hz VBW for average at a distance of 3m.

high channel	setup	measured value (3m)	correction factor (3m)	calculated value (3m)
Max. peak value	1 MHz RBW 1 MHz VBW	82.68 dBµV/m Peak	-3.8	78.88 dBµV/m
Max. average value	Calculated with duty cycle correction factor	78.88 dBµV/m peak	-0.79 dB duty cycle correction factor	78.09 dBµV/m
Delta value	Peak min. 30 kHz RBW/VBW	56.82 dB (single carrier) 51.72 dB (hopping mode)	-	-
Value at band edge	limit 54 dBµV/m			21.27 dBµV/m (single carrier) 26.37 dBµV/m (hopping mode)
Statement:				Complies

The product complies with the limit of the restricted bands.

Delta marker plots see above pages

CETECOM ICT Services GmbH

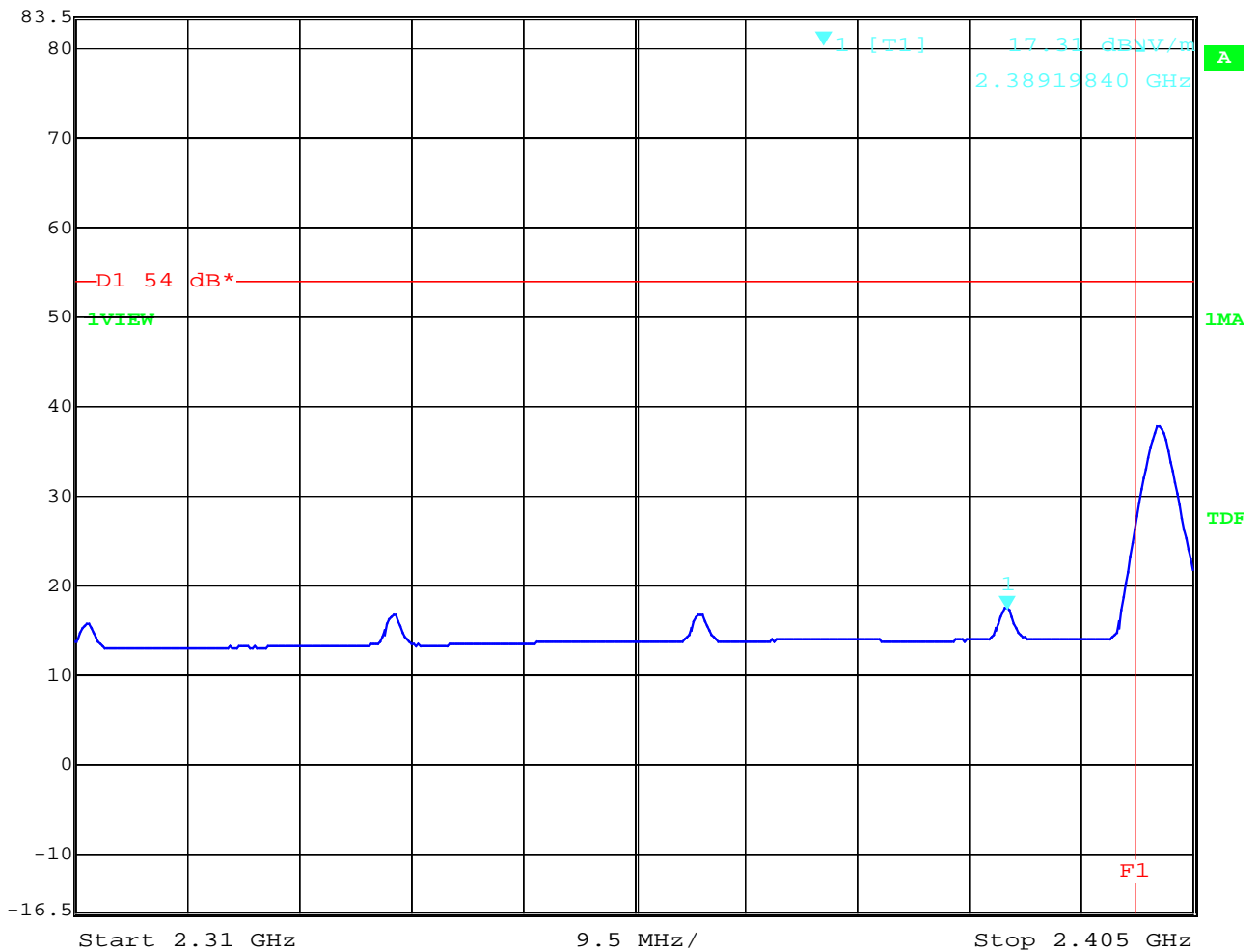
Test Report No.: 2_3286-01-02/03 Issue Date: 2003-06-16 Page 34 (78)

Equipment under test : AAB-1021031-BV
 Ambient temperature : 25.9°C
 Relative humidity : 54%

Band-edge compliance radiated (average)

Restricted band 2310 – 2390 MHz

RS	Marker 1 [T1]	RBW	1 MHz	RF Att	0 dB
	Ref Lvl	17.31 dB μ V/m	VBW	10 Hz	
	83.5 dB*	2.38919840 GHz	SWT	24 s	Unit dB μ V/m



Date: 16.JUN.2003 13:29:39

REFERENCE NUMBER(S) OF TEST EQUIPMENT USED

(for reference numbers see test equipment listing)

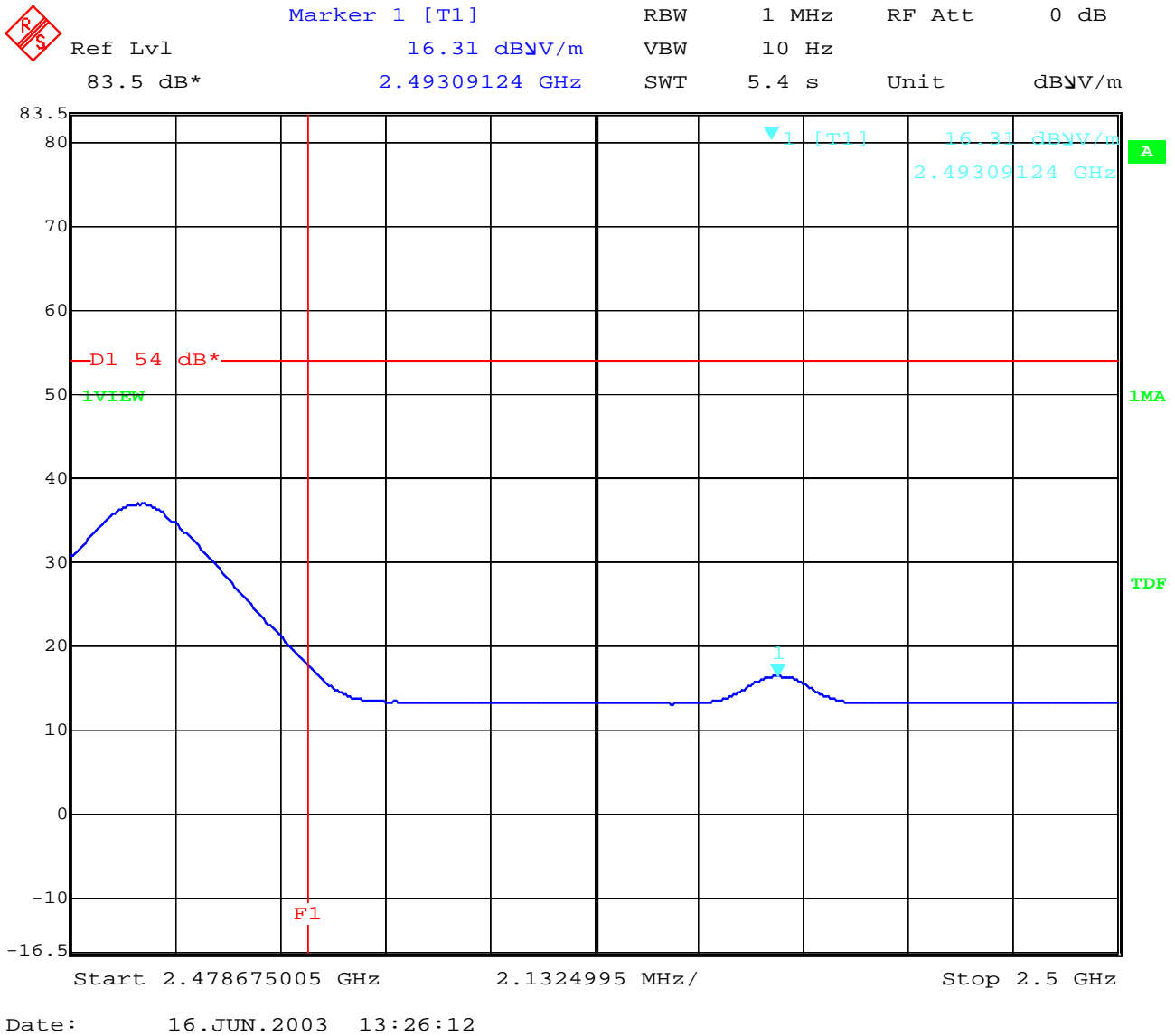
17 – 24, 64

CETECOM ICT Services GmbH

Test Report No.: 2_3286-01-02/03 Issue Date: 2003-06-16 Page 35 (78)

Equipment under test : AAB-1021031-BV
 Ambient temperature : 25.9°C
 Relative humidity : 54%

Band-edge compliance radiated (average) Restricted band 2483.5 - 2500 MHz



REFERENCE NUMBER(S) OF TEST EQUIPMENT USED
 (for reference numbers see test equipment listing)
 17 - 24, 64

CETECOM ICT Services GmbH

Test Report No.: 2_3286-01-02/03 Issue Date: 2003-06-16 Page 36 (78)

Equipment under test : AAB-1021031-BV
 Ambient temperature : 25.9°C
 Relative humidity : 54%

EMISSION LIMITATIONS- Conducted (Transmitter)

§ 15.247 (c) (1)

EMISSION LIMITATIONS					
f (MHz)		amplitude of emission (dBm)	limit max. allowed emission power	actual attenuation below frequency of operation (dB)	results
2402		+0.56	30 dBm	-	Operating frequency
no traceable signal found			-20 dBc (-19.44 dBm)		complies
2441		+0.19	30 dBm	-	Operating frequency
6563.1		-44.17	-20 dBc (-19.81 dBm)	44.36	complies
2480		-0.23	30 dBm		Operating frequency
3907.8		-48.24	-20 dBc (-19.77 dBm)	48.01	complies
Measurement uncertainty		± 3dB			

RBW : 100 kHz VBW: 100 MHz

For emissions that fall into restricted bands you find the radiated emissions later in the report.

LIMITS

SUBCLAUSE § 15.247 (c)

In any 100 kHz bandwidth outside the frequency band at least 20dB below the highest level of the desired power. In addition, radiated emissions which fall in the restricted bands, as defined in §15.205(a), must also comply with the radiated emission limits specified in §15.209(a) (see §15.205(c)).

REFERENCE NUMBER(S) OF TEST EQUIPMENT USED
 (for reference numbers see test equipment listing)

CETECOM ICT Services GmbH

Test Report No.: 2_3286-01-02/03 Issue Date: 2003-06-16 Page 37 (78)

Equipment under test : AAB-1021031-BV


Ambient temperature : 25.9°C

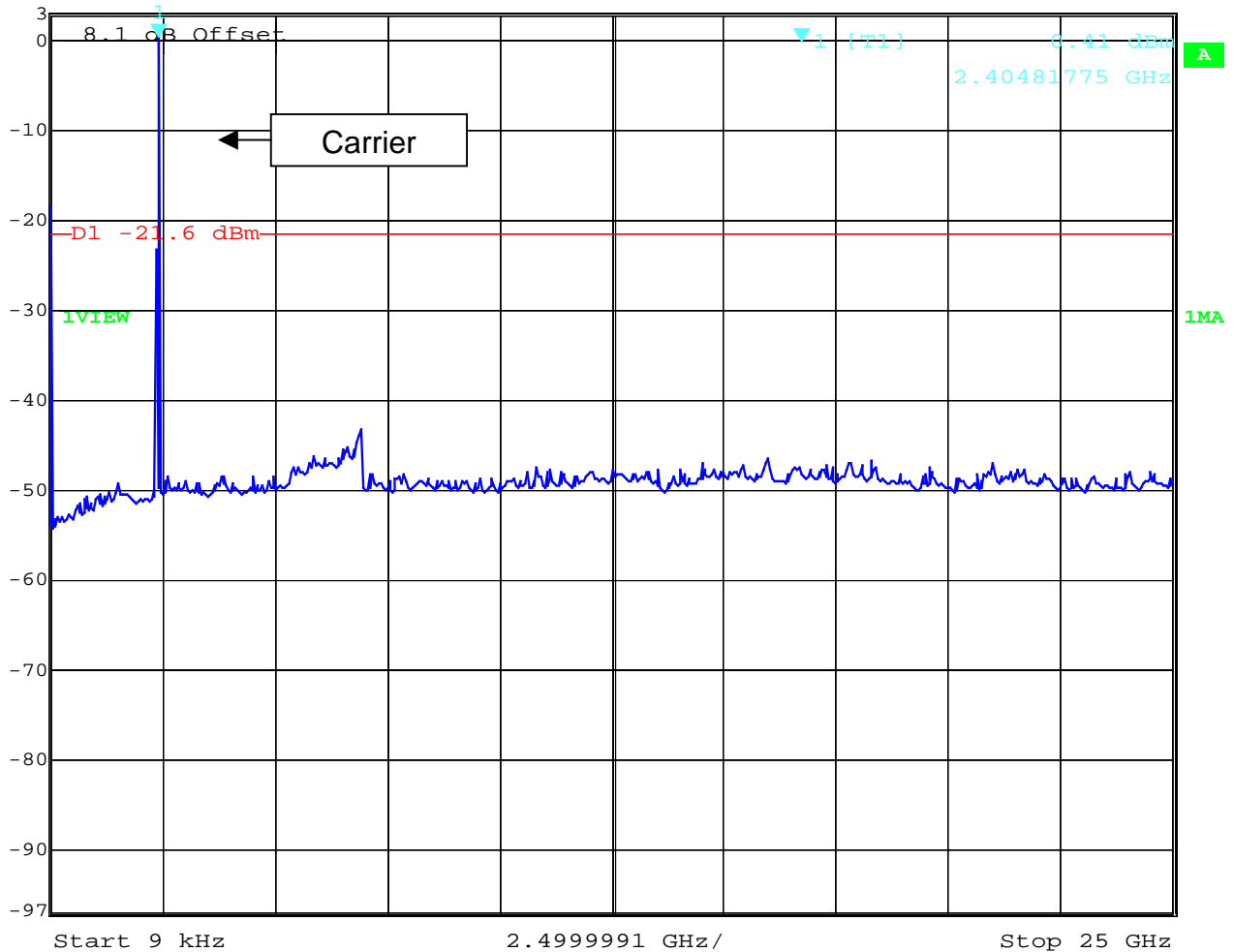
Relative humidity : 54%

EMISSION LIMITATIONS- Conducted (Transmitter)

§ 15.247 (c) (1)

Channel 1: 9 kHz - 25 GHz

	Ref Lvl	Marker 1 [T1]	RBW	100 kHz	RF Att	30 dB
	3 dBm	0.41 dBm	VBW	100 kHz		
		2.40481775 GHz	SWT	6.4 s	Unit	dBm



Date: 16.JUN.2003 14:45:11

RBW:100 kHz / VBW: 100 kHz

REFERENCE NUMBER(S) OF TEST EQUIPMENT USED

(for reference numbers see test equipment listing)

17 - 24, 64

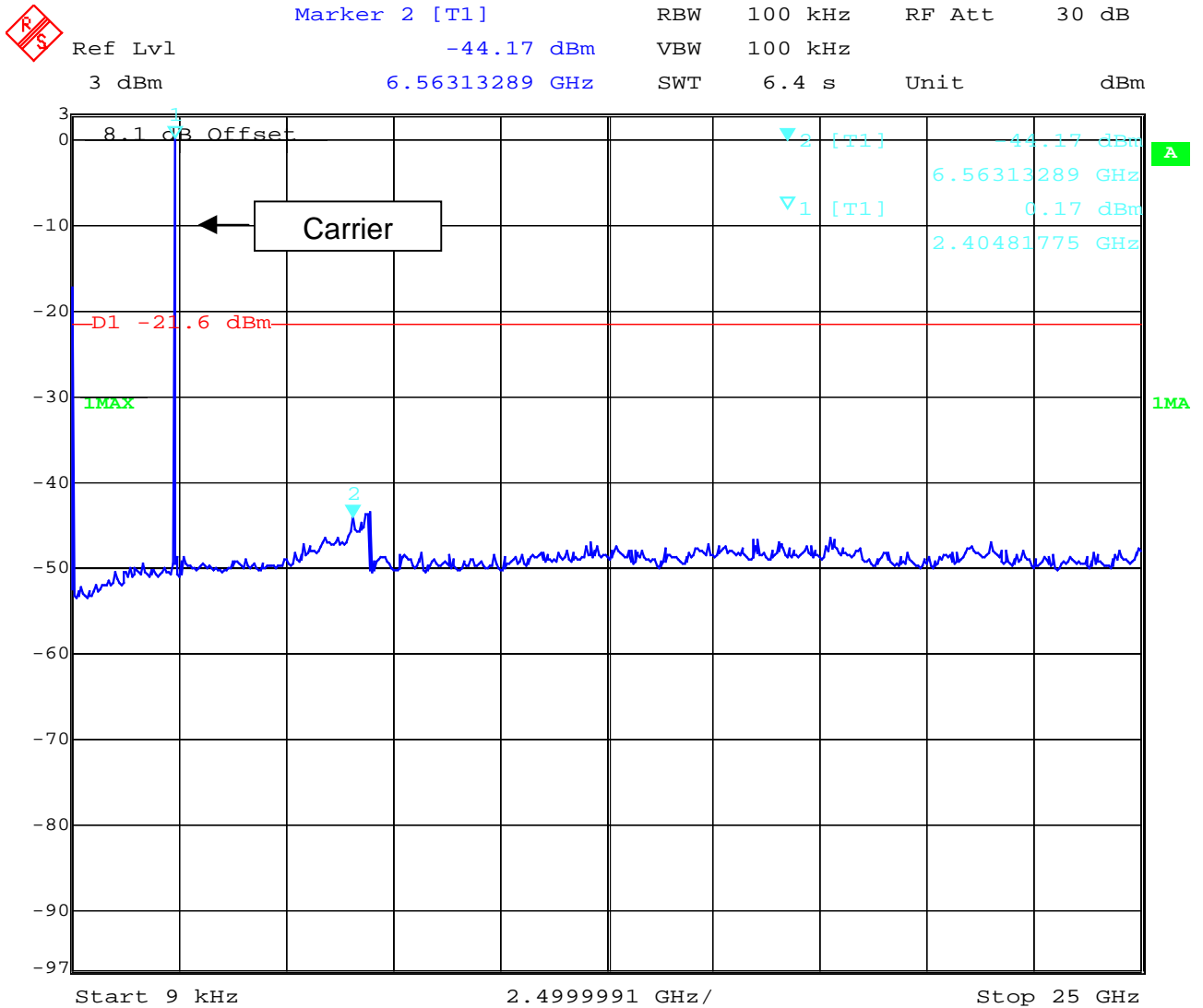
CETECOM ICT Services GmbH

Test Report No.: 2_3286-01-02/03 Issue Date: 2003-06-16 Page 38 (78)

Equipment under test : AAB-1021031-BV
Ambient temperature : 25.9°C
Relative humidity : 54%

EMISSION LIMITATIONS- Conducted (Transmitter) Channel 2: 9 kHz – 25 GHz

§ 15.247 (c) (1)



Date: 16.JUN.2003 14:40:35

RBW:100 kHz / VBW: 100 kHz

REFERENCE NUMBER(S) OF TEST EQUIPMENT USED

(for reference numbers see test equipment listing)

17 – 24, 64

CETECOM ICT Services GmbH


Test Report No.: 2_3286-01-02/03 Issue Date: 2003-06-16 Page 39 (78)

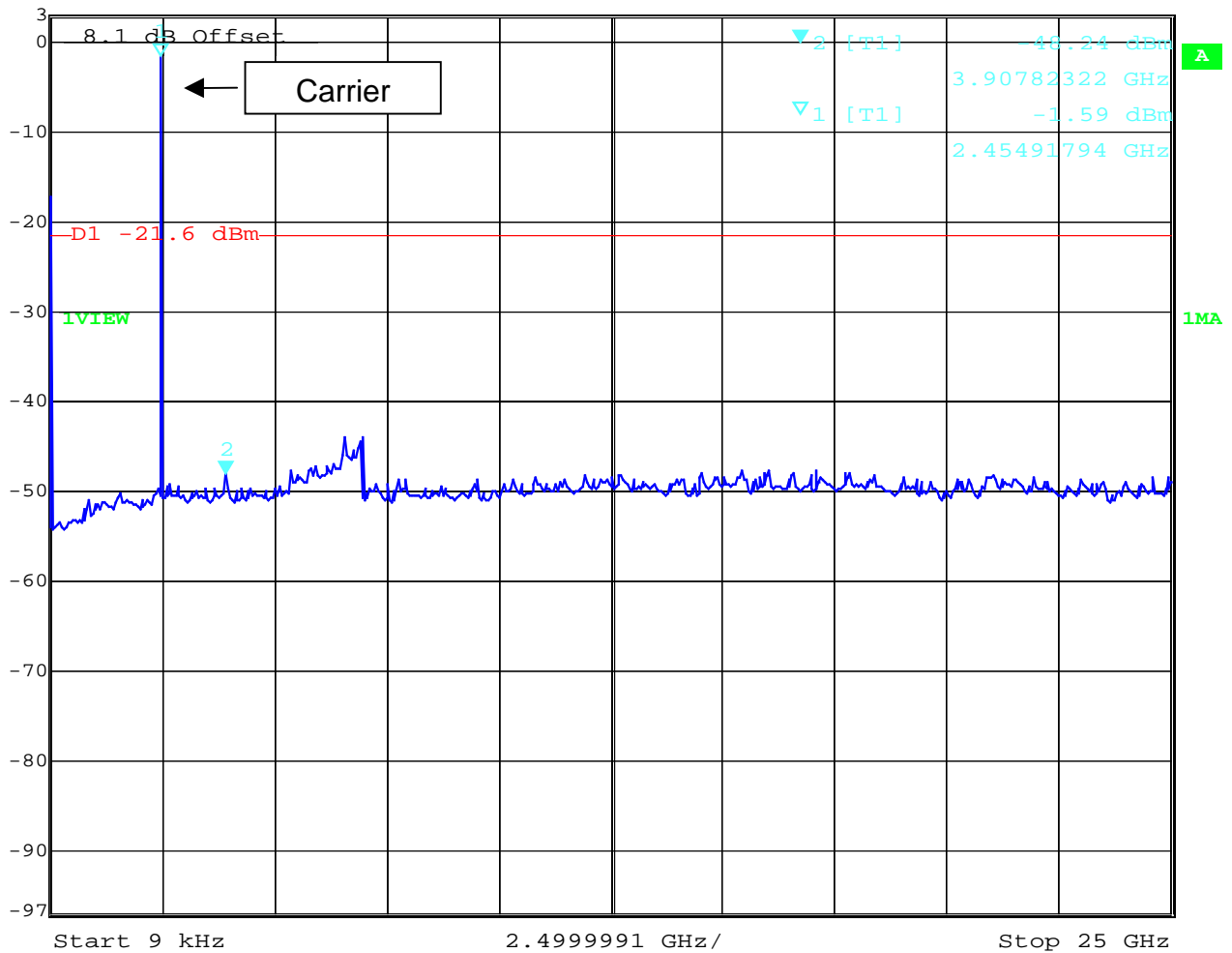
Equipment under test : AAB-1021031-BV
 Ambient temperature : 25.9°C
 Relative humidity : 54%

EMISSION LIMITATIONS- Conducted (Transmitter)

§ 15.247 (c) (1)

Channel 3: 9kHz – 25 GHz


 Ref Lvl Marker 2 [T1] RBW 100 kHz RF Att 30 dB
 3 dBm -48.24 dBm VBW 100 kHz
 3.90782322 GHz SWT 6.4 s Unit dBm



Date: 16.JUN.2003 14:33:16

RBW:100 kHz / VBW: 100 kHz

REFERENCE NUMBER(S) OF TEST EQUIPMENT USED

(for reference numbers see test equipment listing)

CETECOM ICT Services GmbH

Test Report No.: 2_3286-01-02/03 Issue Date: 2003-06-16 Page 40 (78)

Equipment under test : AAB-1021031-BV
 Ambient temperature : 25.9°C
 Relative humidity : 54%

SPURIOUS RADIATED EMISSION § 15.247 (c) (1)

SPURIOUS EMISSIONS LEVEL (µV/m)								
2402 MHz			2441 MHz			2480 MHz		
f (MHz)	Detector	Level (µV/m)	f (MHz)	Detector	Level (µV/m)	f (MHz)	Detector	Level (µV/m)
< 4 GHz no peak found			< 4 GHz no peak found			< 4 GHz no peak found		
4804.0	AV	58.2	4882.0	AV	39.8	4960.0	AV	69.2
12 to 25 GHz no traceable signal found								
Measurement uncertainty					±3 dB			

f < 1 GHz : RBW/VBW: 100 kHz f ≥ 1GHz : RBW/VBW: 1 MHz

LIMITS SUBCLAUSE § 15.247 (c)

In any 100 kHz bandwidth outside the frequency band at least 20dB below the highest level of the desired power. In addition, radiated emissions which fall in the restricted bands, as defined in §15.205(a), must also comply with the radiated emission limits specified in §15.209(a) (see §15.205(c)).

Limits SUBCLAUSE § 15.209

Frequency (MHz)	Field strength (µV/m)	Measurement distance (m)
30 - 88	100 (40 dBµV/m)	3
88 - 216	150 (43.5 dBµV/m)	3
216 - 960	200 (46 dBµV/m)	3
above 960	500 (54 dBµV/m)	3

REFERENCE NUMBER(S) OF TEST EQUIPMENT USED
 (for reference numbers see test equipment listing)

CETECOM ICT Services GmbH

Test Report No.: 2_3286-01-02/03 Issue Date: 2003-06-16 Page 41 (78)

Equipment under test : AAB-1021031-BV

Ambient temperature : 25.9°C

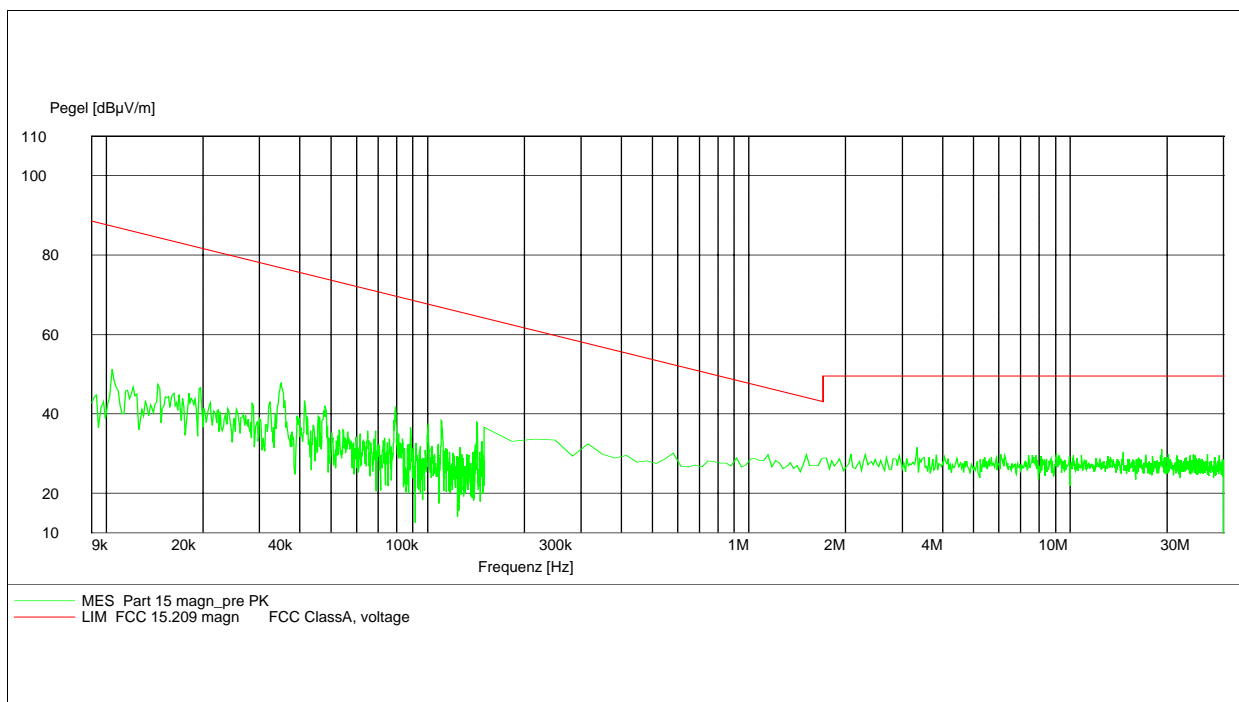
Relative humidity : 54%

EMISSION LIMITATIONS
(valid for all channels)

SUBCLAUSE § 15.247 (c) (1)

9 kHz -30 MHz

EUT: AAB-1021031-BV
Manufacturer: Sony Ericsson Mobile Communocations AB
Operating Condition: continuous Tx mode
Test Site: Cetecom, Room 6
Operator: Berg
Test Specification:
Comment: 115V / 60 Hz
Start of Test: 17.06.03 / 09:16:02



REFERENCE NUMBER(S) OF TEST EQUIPMENT USED

(for reference numbers see test equipment listing)

17 - 24; 64

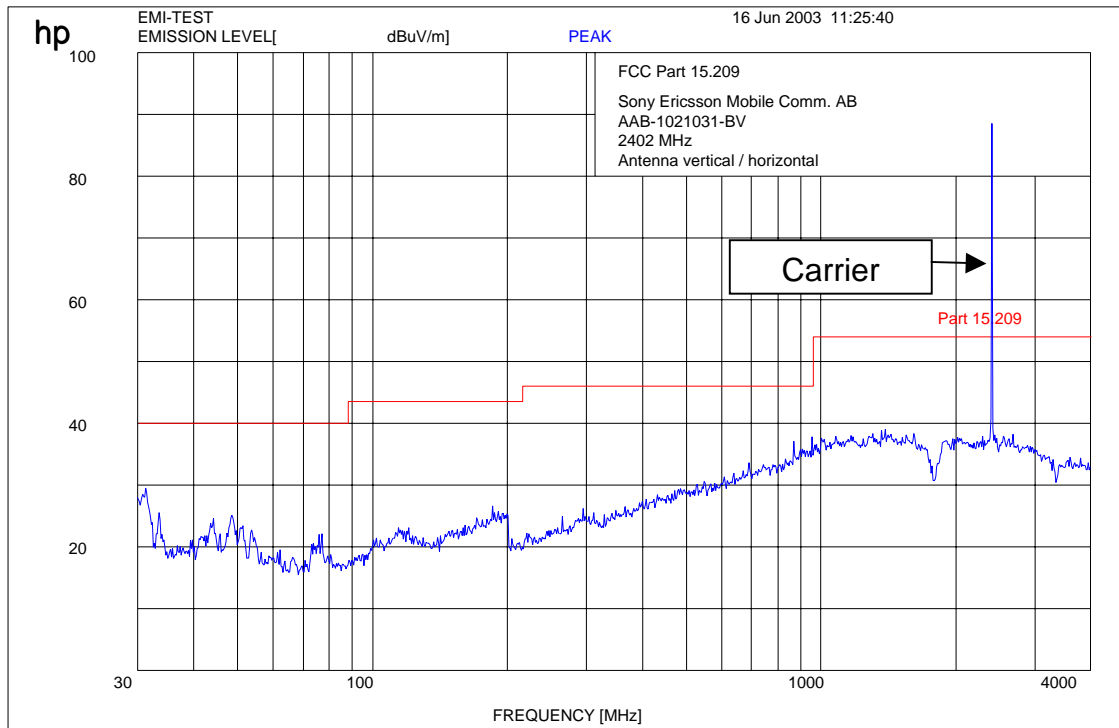
CETECOM ICT Services GmbH

Test Report No.: 2_3286-01-02/03 Issue Date: 2003-06-16 Page 42 (78)

Equipment under test : AAB-1021031-BV
Ambient temperature : 25.9°C
Relative humidity : 54%

EMISSION LIMITATIONS
2402 MHz - 4 GHz

SUBCLAUSE § 15.247 (c) (1)



$f < 1 \text{ GHz} : \text{RBW/VBW: } 100 \text{ kHz}$

$f \geq 1 \text{ GHz} : \text{RBW/VBW: } 1 \text{ MHz}$

LIMITS

SUBCLAUSE § 15.247 (c)

In any 100 kHz bandwidth outside the frequency band at least 20dB below the highest level of the desired power. In addition, radiated emissions which fall in the restricted bands, as defined in §15.205(a), must also comply with the radiated emission limits specified in §15.209(a) (see §15.205(c)).

REFERENCE NUMBER(S) OF TEST EQUIPMENT USED
(for reference numbers see test equipment listing)

17 – 24; 64

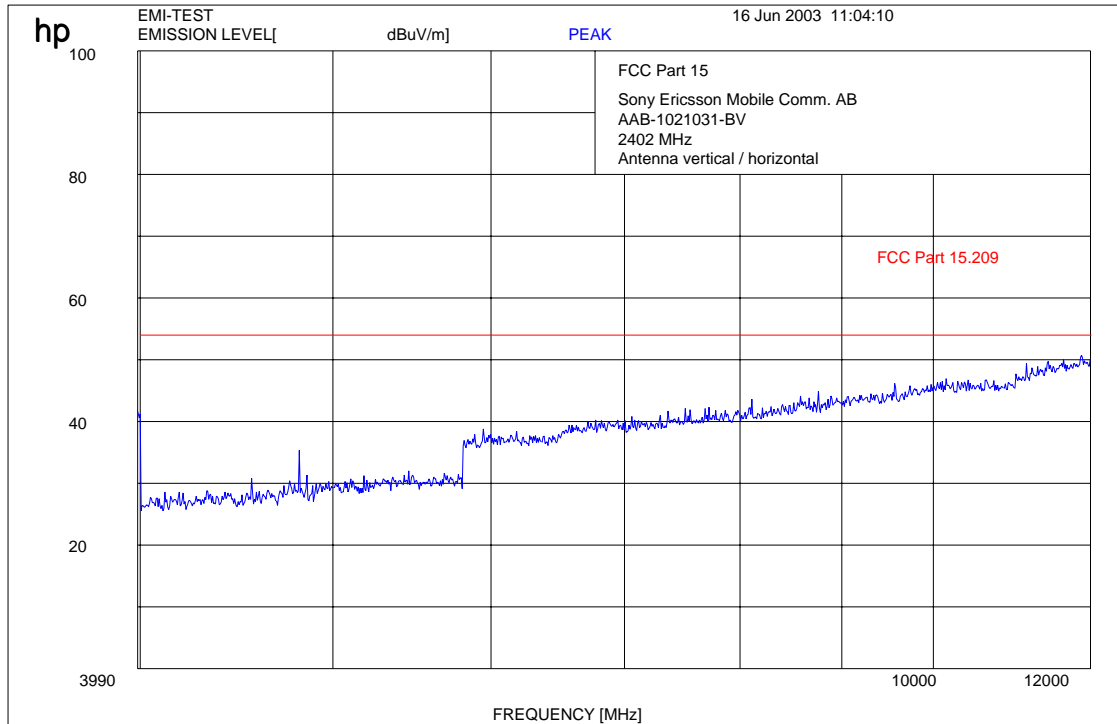
CETECOM ICT Services GmbH

Test Report No.: 2_3286-01-02/03 Issue Date: 2003-06-16 Page 43 (78)

Equipment under test : AAB-1021031-BV
Ambient temperature : 25.9°C
Relative humidity : 54%

EMISSION LIMITATIONS
2402 MHz - 12 GHz

SUBCLAUSE § 15.247 (c) (1)



f < 1 GHz : RBW/VBW: 100 kHz

f ≥ 1GHz : RBW/VBW: 1 MHz

LIMITS

SUBCLAUSE § 15.247 (c)

In any 100 kHz bandwidth outside the frequency band at least 20dB below the highest level of the desired power. In addition, radiated emissions which fall in the restricted bands, as defined in §15.205(a), must also comply with the radiated emission limits specified in §15.209(a) (see §15.205(c)).

REFERENCE NUMBER(S) OF TEST EQUIPMENT USED

(for reference numbers see test equipment listing)

17 – 24; 64

CETECOM ICT Services GmbH

Test Report No.: 2_3286-01-02/03 Issue Date: 2003-06-16 Page 44 (78)

Equipment under test : AAB-1021031-BV


Ambient temperature : 25.9°C

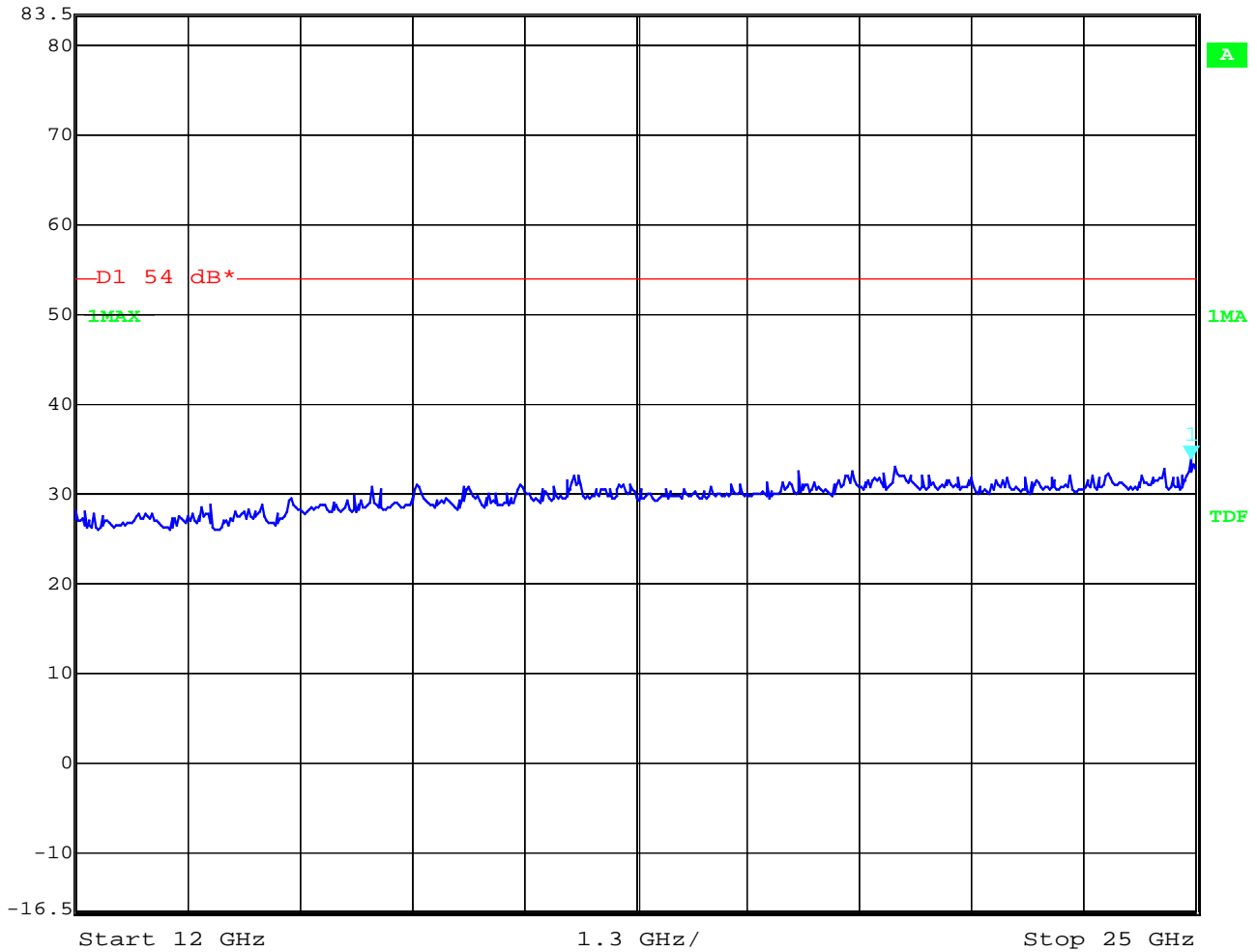
Relative humidity : 54%

EMISSION LIMITATIONS

SUBCLAUSE § 15.247 (c) (1)

2402 MHz

	Marker 1 [T1]	RBW	1 MHz	RF Att	0 dB
Ref Lvl	33.91 dBµV/m	VBW	1 MHz		
83.5 dB*	24.94789579 GHz	SWT	74 ms	Unit	dBµV/m



Date: 16.JUN.2003 11:52:49
 f < 1 GHz : RBW/VBW: 100 kHz f ≥ 1GHz : RBW/VBW: 1 MHz

LIMITS

SUBCLAUSE § 15.247 (c)

In any 100 kHz bandwidth outside the frequency band at least 20dB below the highest level of the desired power. In addition, radiated emissions which fall in the restricted bands, as defined in §15.205(a), must also comply with the radiated emission limits specified in §15.209(a) (see §15.205(c)).

REFERENCE NUMBER(S) OF TEST EQUIPMENT USED

(for reference numbers see test equipment listing)

CETECOM ICT Services GmbH

Test Report No.: 2_3286-01-02/03 Issue Date: 2003-06-16 Page 45 (78)

Equipment under test : AAB-1021031-BV

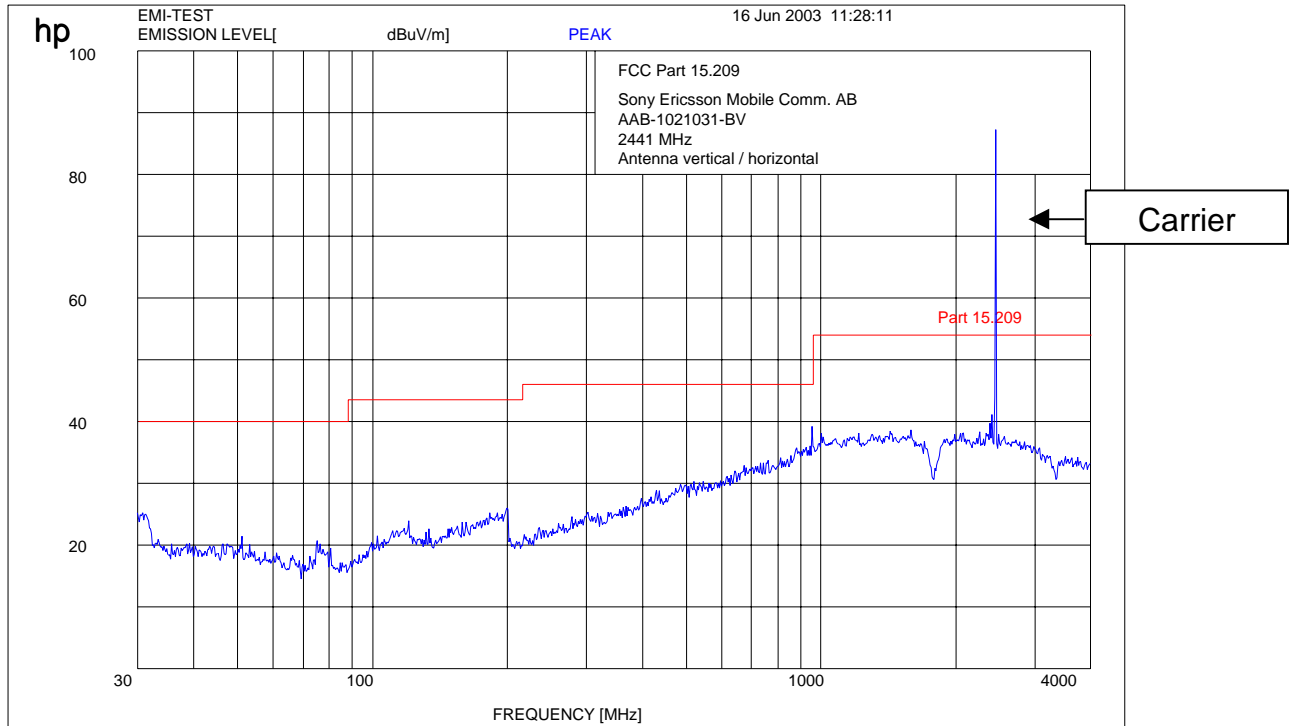
Ambient temperature : 25.9°C

Relative humidity : 54%

EMISSION LIMITATIONS

SUBCLAUSE § 15.247 (c) (1)

2441 MHz -4 GHz



$f < 1 \text{ GHz}$: RBW/VBW: 100 kHz

$f \geq 1 \text{ GHz}$: RBW/VBW: 1 MHz

LIMITS

SUBCLAUSE § 15.247 (c)

In any 100 kHz bandwidth outside the frequency band at least 20dB below the highest level of the desired power. In addition, radiated emissions which fall in the restricted bands, as defined in §15.205(a), must also comply with the radiated emission limits specified in §15.209(a) (see §15.205(c)).

REFERENCE NUMBER(S) OF TEST EQUIPMENT USED

(for reference numbers see test equipment listing)

17 – 24; 64

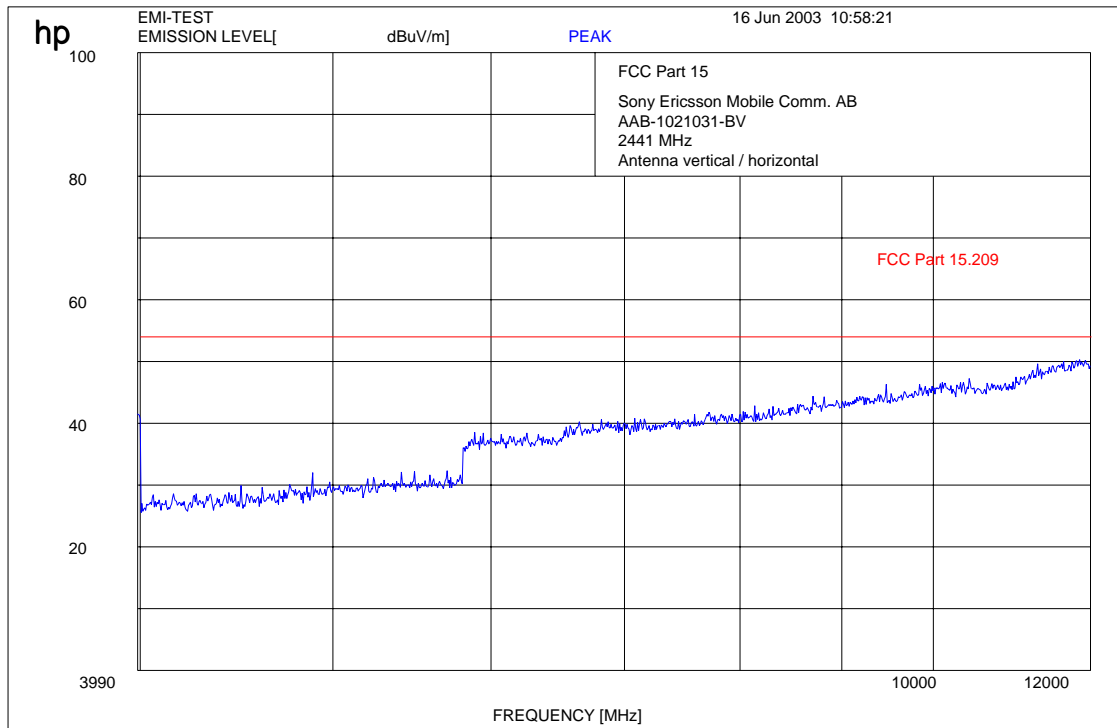
CETECOM ICT Services GmbH

Test Report No.: 2_3286-01-02/03 Issue Date: 2003-06-16 Page 46 (78)

Equipment under test : AAB-1021031-BV
Ambient temperature : 25.9°C
Relative humidity : 54%

EMISSION LIMITATIONS
2441 MHz - 12 GHz

SUBCLAUSE § 15.247 (c) (1)



$f < 1 \text{ GHz} : \text{RBW/VBW: } 100 \text{ kHz}$

$f \geq 1 \text{ GHz} : \text{RBW/VBW: } 1 \text{ MHz}$

LIMITS

SUBCLAUSE § 15.247 (c)

In any 100 kHz bandwidth outside the frequency band at least 20dB below the highest level of the desired power. In addition, radiated emissions which fall in the restricted bands, as defined in §15.205(a), must also comply with the radiated emission limits specified in §15.209(a) (see §15.205(c)).

REFERENCE NUMBER(S) OF TEST EQUIPMENT USED
(for reference numbers see test equipment listing)

17 – 24; 64

CETECOM ICT Services GmbH

Test Report No.: 2_3286-01-02/03 Issue Date: 2003-06-16 Page 47 (78)

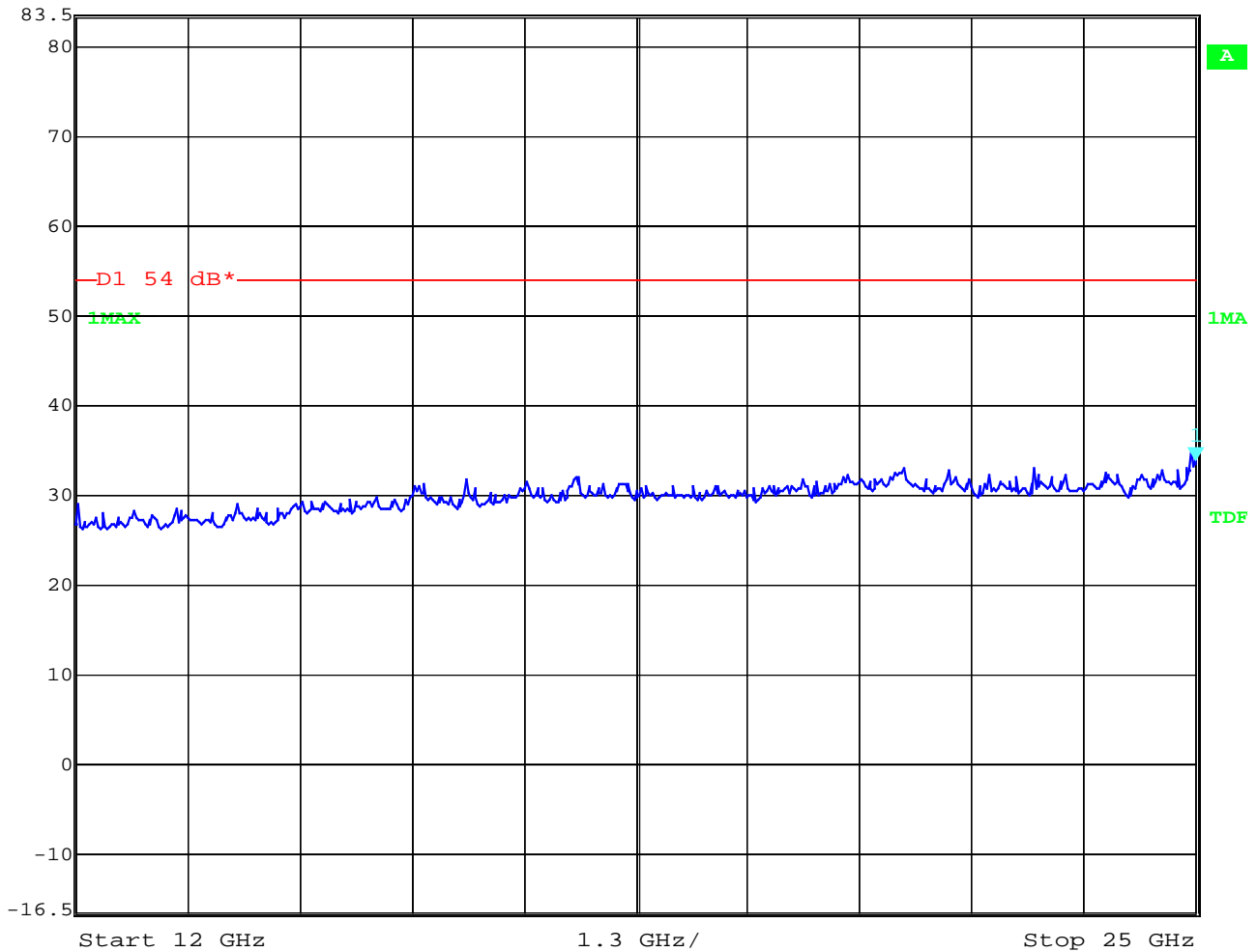
Equipment under test : AAB-1021031-BV
 Ambient temperature : 25.9°C
 Relative humidity : 54%

EMISSION LIMITATIONS

SUBCLAUSE § 15.247 (c) (1)

2441 MHz - 25 GHz

	Marker 1 [T1]	RBW	1 MHz	RF Att	0 dB
	Ref Lvl	33.84 dBµV/m	VBW	1 MHz	
	83.5 dB*	25.00000000 GHz	SWT	74 ms	Unit dBµV/m



Date: 16.JUN.2003 11:51:15
 f < 1 GHz : RBW/VBW: 100 kHz f ≥ 1GHz : RBW/VBW: 1 MHz

LIMITS

SUBCLAUSE § 15.247 (c)

In any 100 kHz bandwidth outside the frequency band at least 20dB below the highest level of the desired power. In addition, radiated emissions which fall in the restricted bands, as defined in §15.205(a), must also comply with the radiated emission limits specified in §15.209(a) (see §15.205(c)).

REFERENCE NUMBER(S) OF TEST EQUIPMENT USED

(for reference numbers see test equipment listing)

17 – 24; 64

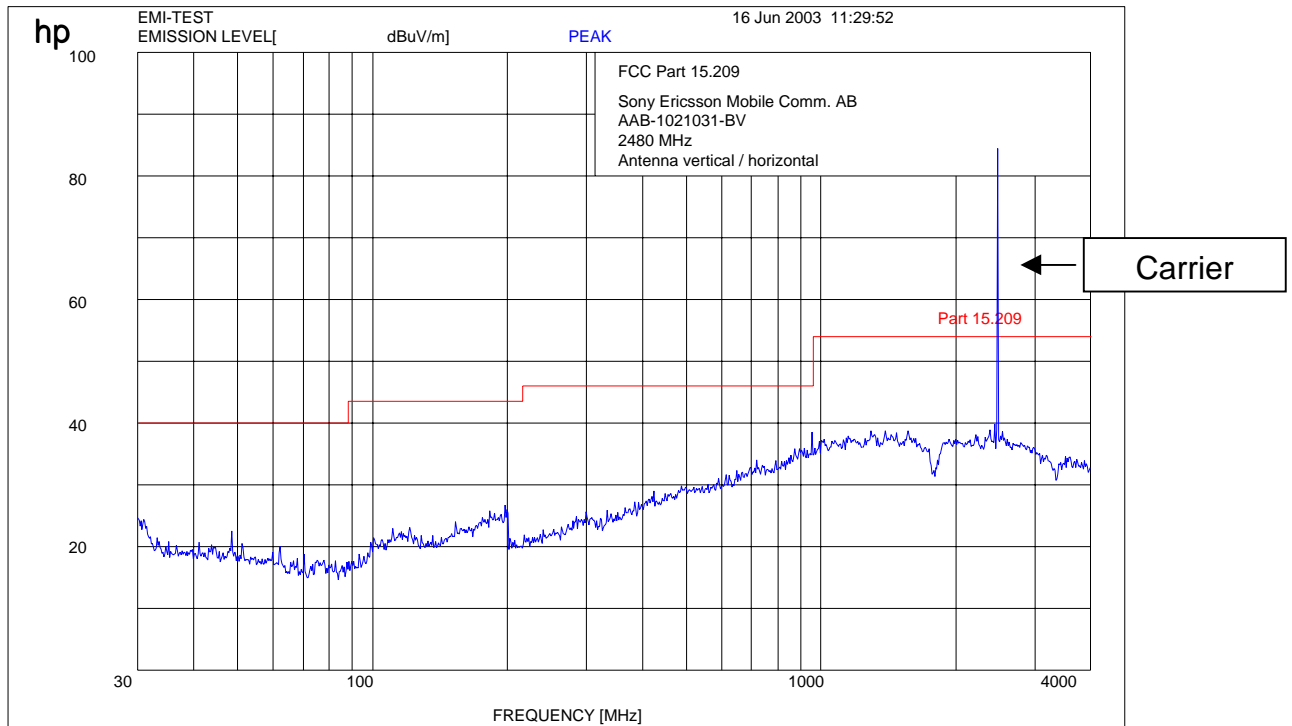
CETECOM ICT Services GmbH

Test Report No.: 2_3286-01-02/03 Issue Date: 2003-06-16 Page 48 (78)

Equipment under test : AAB-1021031-BV
Ambient temperature : 25.9°C
Relative humidity : 54%

EMISSION LIMITATIONS
2480 MHz – 4 GHz

SUBCLAUSE § 15.247 (c) (1)



$f < 1 \text{ GHz} : \text{RBW/VBW: } 100 \text{ kHz}$

$f \geq 1 \text{ GHz} : \text{RBW/VBW: } 1 \text{ MHz}$

LIMITS

SUBCLAUSE § 15.247 (c)

In any 100 kHz bandwidth outside the frequency band at least 20dB below the highest level of the desired power. In addition, radiated emissions which fall in the restricted bands, as defined in §15.205(a), must also comply with the radiated emission limits specified in §15.209(a) (see §15.205(c)).

REFERENCE NUMBER(S) OF TEST EQUIPMENT USED

(for reference numbers see test equipment listing)

17 – 24; 64

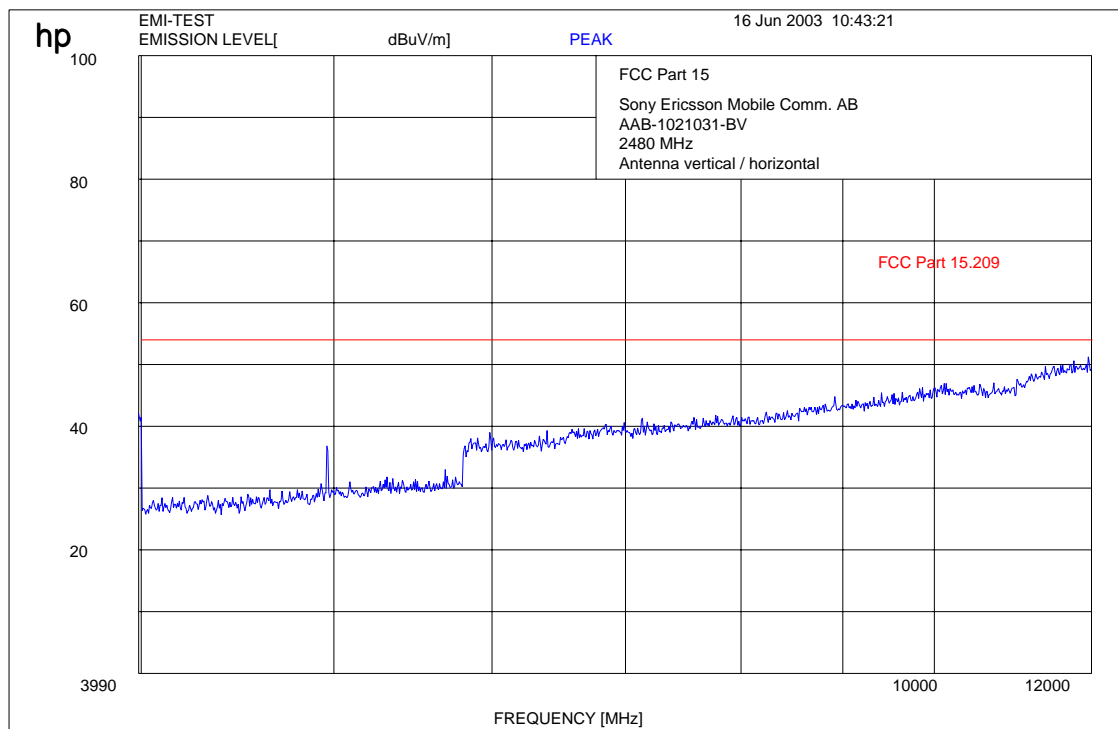
CETECOM ICT Services GmbH

Test Report No.: 2_3286-01-02/03 Issue Date: 2003-06-16 Page 49 (78)

Equipment under test : AAB-1021031-BV
Ambient temperature : 25.9°C
Relative humidity : 54%

EMISSION LIMITATIONS
2480 MHz – 12 GHz

SUBCLAUSE § 15.247 (c) (1)



$f < 1 \text{ GHz}$: RBW/VBW: 100 kHz

$f \geq 1 \text{ GHz}$: RBW/VBW: 1 MHz

LIMITS

SUBCLAUSE § 15.247 (c)

In any 100 kHz bandwidth outside the frequency band at least 20dB below the highest level of the desired power. In addition, radiated emissions which fall in the restricted bands, as defined in §15.205(a), must also comply with the radiated emission limits specified in §15.209(a) (see §15.205(c)).

REFERENCE NUMBER(S) OF TEST EQUIPMENT USED

(for reference numbers see test equipment listing)

17 – 24; 64


CETECOM ICT Services GmbH

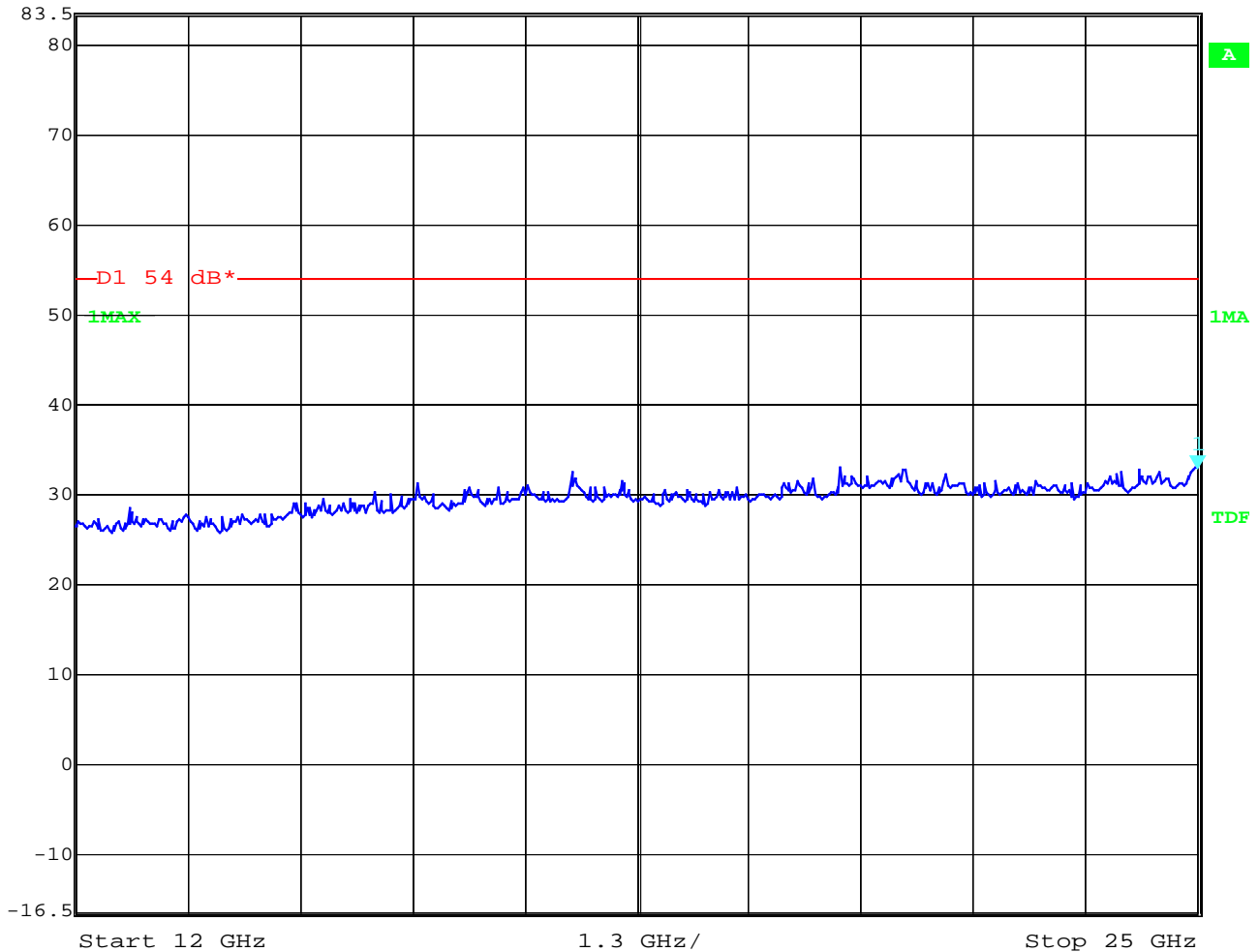
Test Report No.: 2_3286-01-02/03 Issue Date: 2003-06-16 Page 50 (78)

Equipment under test : AAB-1021031-BV
 Ambient temperature : 25.9°C
 Relative humidity : 54%

EMISSION LIMITATIONS 2480 MHz –25 GHz

SUBCLAUSE § 15.247 (c) (1)

	Marker 1 [T1]	RBW	1 MHz	RF Att	0 dB
	Ref Lvl	32.86 dBµV/m	VBW	1 MHz	
	83.5 dB*	25.00000000 GHz	SWT	74 ms	Unit



Date: 16.JUN.2003 11:50:18

f < 1 GHz : RBW/VBW: 100 kHz f ≥ 1GHz : RBW/VBW: 1 MHz

LIMITS

SUBCLAUSE § 15.247 (c)

In any 100 kHz bandwidth outside the frequency band at least 20dB below the highest level of the desired power. In addition, radiated emissions which fall in the restricted bands, as defined in §15.205(a), must also comply with the radiated emission limits specified in §15.209(a) (see §15.205(c)).

REFERENCE NUMBER(S) OF TEST EQUIPMENT USED

(for reference numbers see test equipment listing)

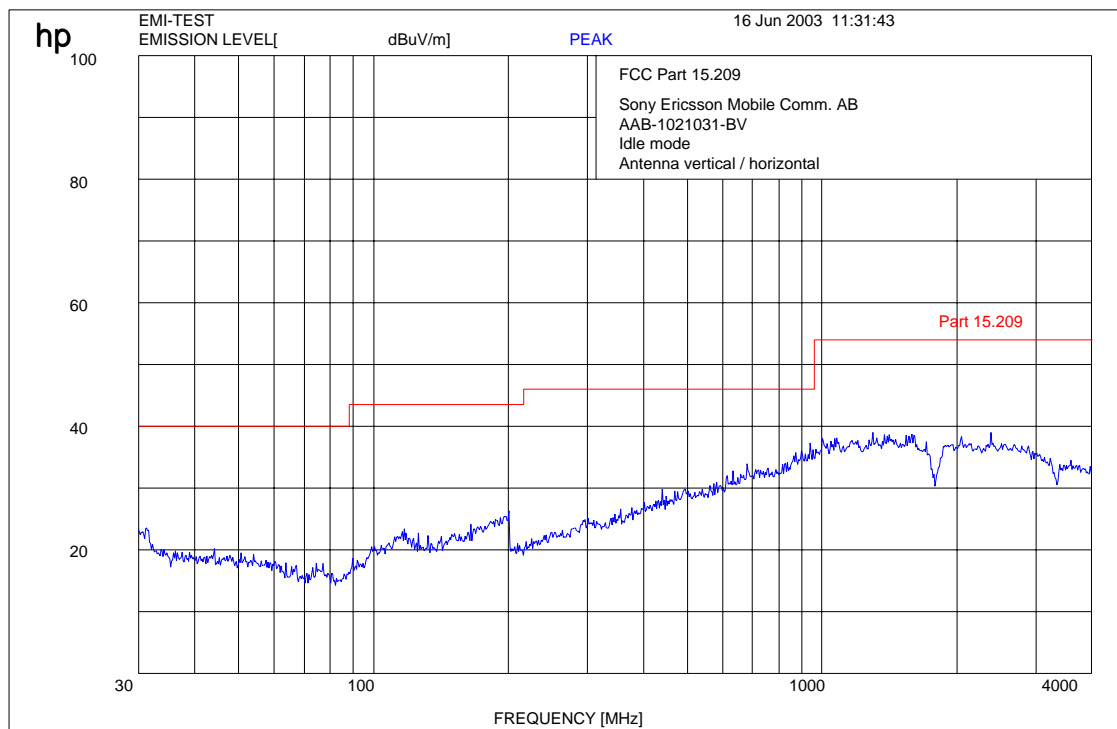
17 – 24; 64

CETECOM ICT Services GmbH

Test Report No.: 2_3286-01-02/03 Issue Date: 2003-06-16 Page 52 (78)

Equipment under test : AAB-1021031-BV
 Ambient temperature : 25.9°C
 Relative humidity : 54%

EMISSION LIMITATIONS (Receiver) SUBCLAUSE § 15.109



$f < 1 \text{ GHz}$: RBW/VBW: 100 kHz $f \geq 1 \text{ GHz}$: RBW/VBW: 1 MHz

Limits SUBCLAUSE § 15.109

Frequency (MHz)	Field strength ($\mu\text{V/m}$)	Measurement distance (m)
30 - 88	100 (40 dB $\mu\text{V/m}$)	3
88 - 216	150 (43.5 dB $\mu\text{V/m}$)	3
216 - 960	200 (46 dB $\mu\text{V/m}$)	3
above 960	500 (54 dB $\mu\text{V/m}$)	3

REFERENCE NUMBER(S) OF TEST EQUIPMENT USED
 (for reference numbers see test equipment listing)
 17 - 24; 64

CETECOM ICT Services GmbH

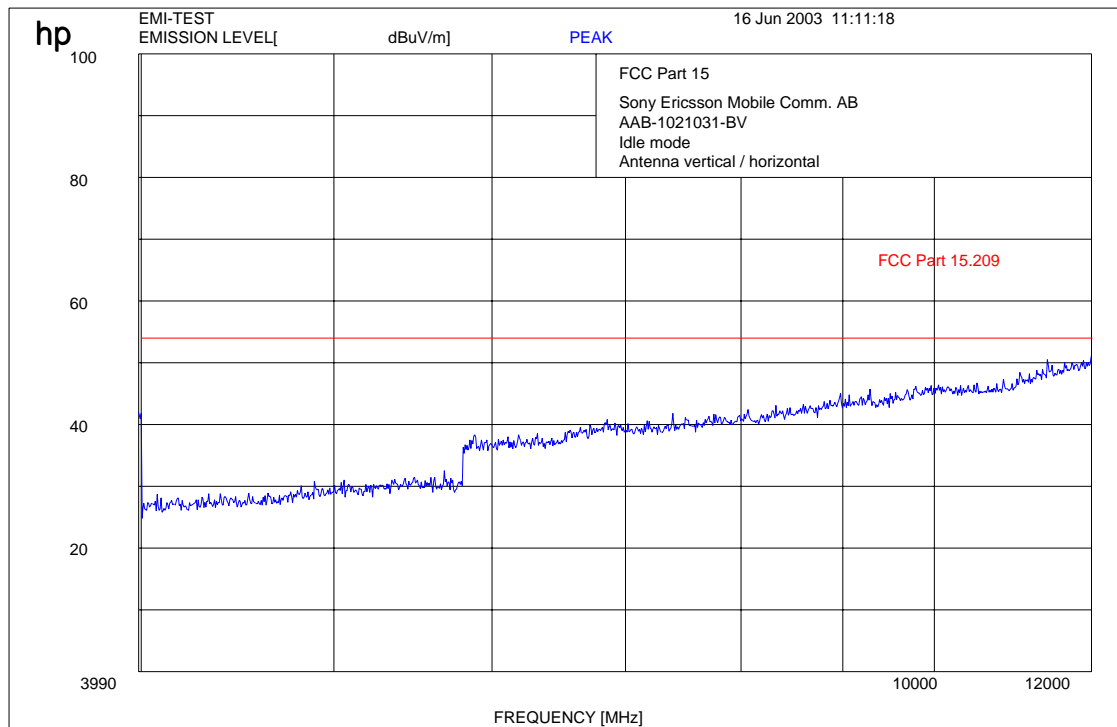
Test Report No.: 2_3286-01-02/03 Issue Date: 2003-06-16 Page 53 (78)

Equipment under test : AAB-1021031-BV

Ambient temperature : 25.9°C

Relative humidity : 54%

EMISSION LIMITATIONS (Receiver) SUBCLAUSE § 15.109



$f < 1 \text{ GHz} : \text{RBW/VBW: } 100 \text{ kHz}$

$f \geq 1 \text{ GHz} : \text{RBW/VBW: } 1 \text{ MHz}$

Limits

SUBCLAUSE § 15.109

Frequency (MHz)	Field strength ($\mu\text{V/m}$)	Measurement distance (m)
30 - 88	100 (40 dB $\mu\text{V/m}$)	3
88 - 216	150 (43.5 dB $\mu\text{V/m}$)	3
216 - 960	200 (46 dB $\mu\text{V/m}$)	3
above 960	500 (54 dB $\mu\text{V/m}$)	3

REFERENCE NUMBER(S) OF TEST EQUIPMENT USED

(for reference numbers see test equipment listing)


17 – 24; 64

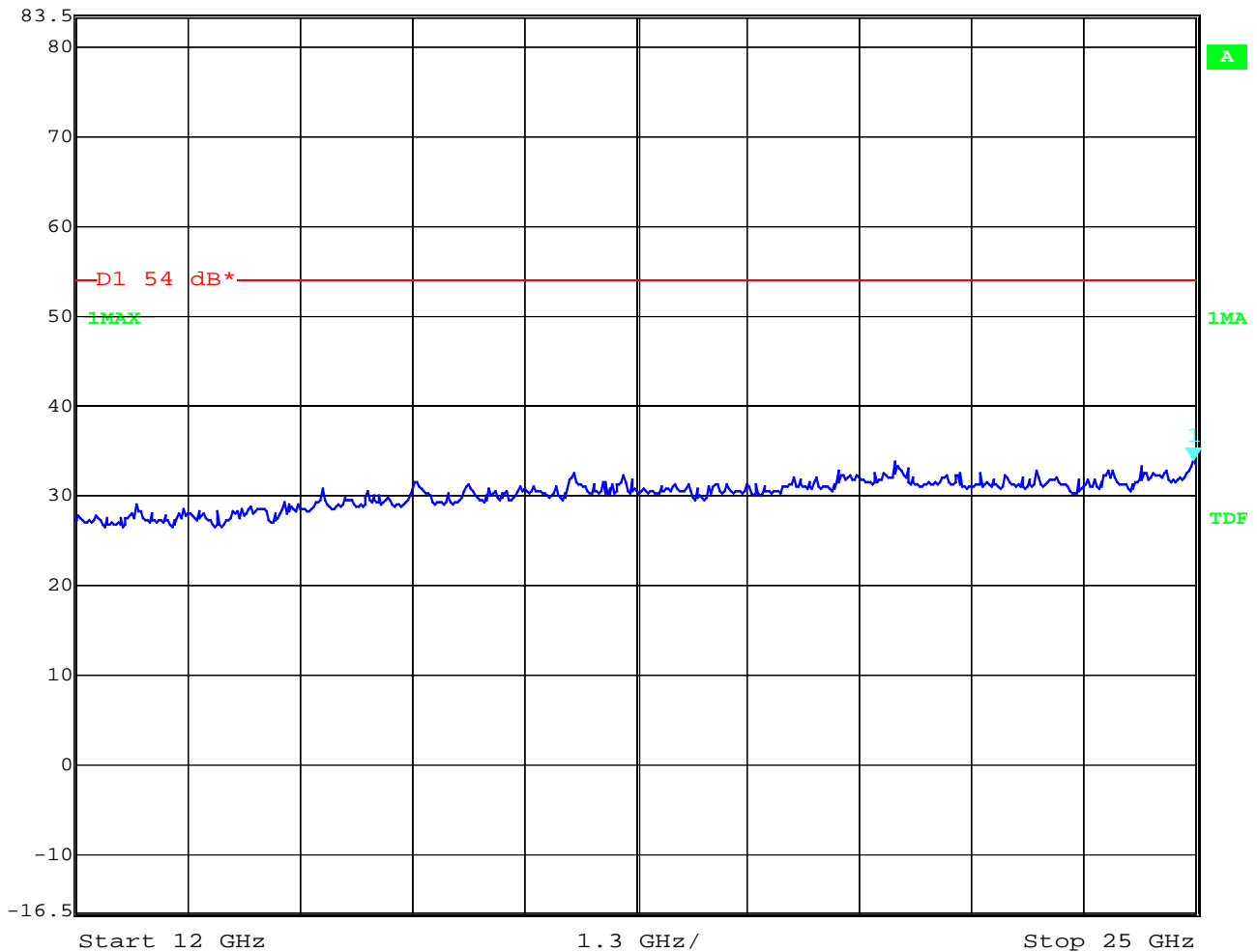
CETECOM ICT Services GmbH

Test Report No.: 2_3286-01-02/03 Issue Date: 2003-06-16 Page 54 (78)

Equipment under test : AAB-1021031-BV
 Ambient temperature : 25.9°C
 Relative humidity : 54%

EMISSION LIMITATIONS (Receiver) SUBCLAUSE § 15.109


 Marker 1 [T1] RBW 1 MHz RF Att 0 dB
 Ref Lvl 33.91 dBµV/m VBW 1 MHz
 83.5 dB* 24.97394790 GHz SWT 74 ms Unit dBµV/m



Date: 16.JUN.2003 11:48:35
 f < 1 GHz : RBW/VBW: 100 kHz f ≥ 1GHz : RBW/VBW: 1 MHz

Limits SUBCLAUSE § 15.109

Frequency (MHz)	Field strength (µV/m)	Measurement distance (m)
30 - 88	100 (40 dBµV/m)	3
88 - 216	150 (43.5 dBµV/m)	3
216 - 960	200 (46 dBµV/m)	3
above 960	500 (54 dBµV/m)	3

REFERENCE NUMBER(S) OF TEST EQUIPMENT USED
 (for reference numbers see test equipment listing)
 17 - 24; 64

CETECOM ICT Services GmbH

Test Report No.: 2_3286-01-02/03 Issue Date: 2003-06-16 Page 55 (78)

Equipment under test : AAB-1021031-BV
 Ambient temperature : 25.9°C
 Relative humidity : 54%

RECEIVER SPURIOUS RADIATION Radiated

§ 15.109

SPURIOUS EMISSIONS LEVEL (µV/m)								
CH 1 / 2 / 3								
f (MHz)	Detector	Level (µV/m)	f (MHz)	Detector	Level (µV/m)	f (MHz)	Detector	Level (µV/m)
no traceable peak found								
Measurement uncertainty			±3 dB					

f < 1 GHz : RBW/VBW: 100 kHz f ≥ 1GHz : RBW/VBW: 1 MHz
 see above plots

Measurement distance see table

Limits

SUBCLAUSE § 15.109

Frequency (MHz)	Field strength (µV/m)	Measurement distance (m)
30 - 88	100 (40 dBµV/m)	3
88 - 216	150 (43.5 dBµV/m)	3
216 - 960	200 (46 dBµV/m)	3
above 960	500 (54 dBµV/m)	3

REFERENCE NUMBER(S) OF TEST EQUIPMENT USED
 (for reference numbers see test equipment listing)
 17 – 24; 64

CETECOM ICT Services GmbH

Test Report No.: 2_3286-01-02/03 Issue Date: 2003-06-16 Page 56 (78)

Equipment under test : AAB-1021031-BV
 Ambient temperature : 25.9°C
 Relative humidity : 54%

Conducted emissions

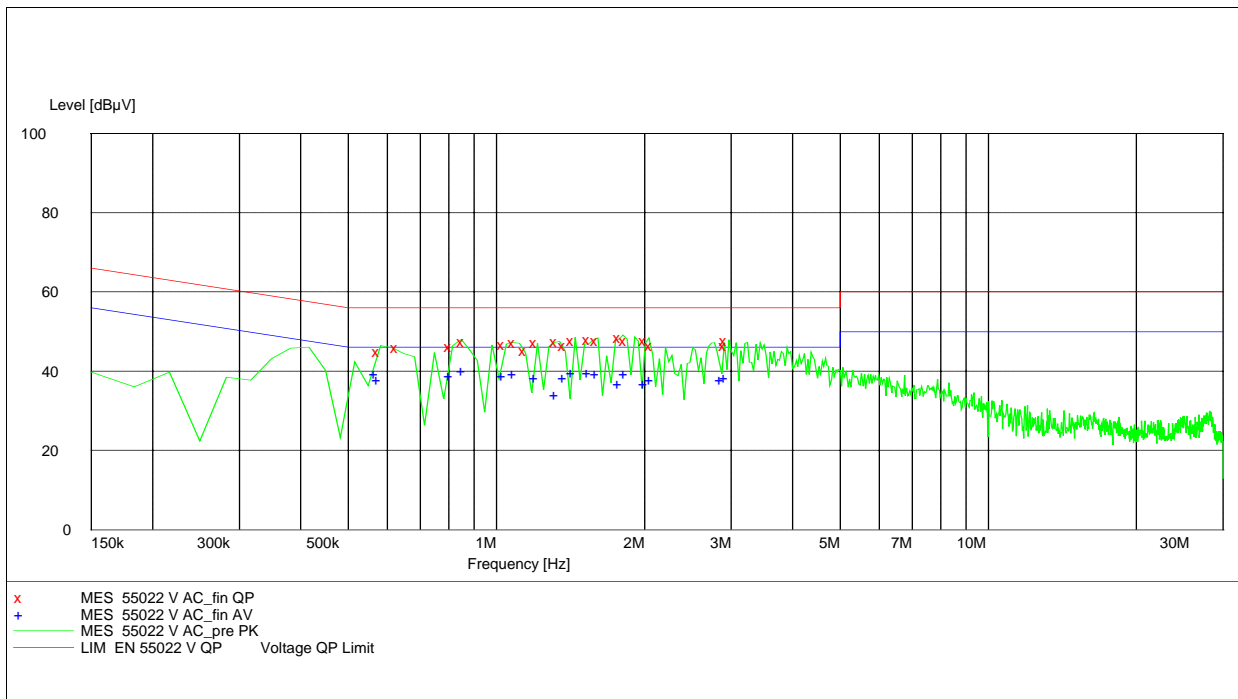
§ 15.107/207

FCC Part 15 / CISPR 22
 EN 55022

EUT: AAB-1021031-BV
 Manufacturer: Sony Ericsson Mobile Communications AB
 Operating Condition: With charging unit, idle mode
 Test Site: Room 006
 Operator:
 Test Specification: EN 55022
 Comment: 115V / 60 Hz
 Start of Test: 17.06.03 / 09:33:35

SCAN TABLE: "EN 55022 V"

Short Description:			Voltage Mains 1.60			
Start	Stop	Step	Detector	Meas. Time	IF Bandw.	Transducer
Frequency	Frequency	Width				
150.0 kHz	30.0 MHz	7.5 kHz	MaxPeak	100.0 ms	10 kHz	ESH3-Z5 L1 1458
			Average			



REFERENCE NUMBER(S) OF TEST EQUIPMENT USED
 (for reference numbers see test equipment listing)

CETECOM ICT Services GmbH

Test Report No.: 2_3286-01-02/03 Issue Date: 2003-06-16 Page 57 (78)

Equipment under test : AAB-1021031-BV

Ambient temperature : 25.9°C

Relative humidity : 54%

MEASUREMENT RESULT: "55022 V AC_fin QP"

04.06.03 09:41

Frequency MHz	Level dBµV	Transd dB	Limit dBµV	Margin dB	Line	PE
0.585000	44.90	10.4	56	11.1	N	GND
0.637500	45.90	10.4	56	10.1	N	GND
0.817500	46.10	10.5	56	9.9	N	FLO
0.870000	47.50	10.5	56	8.5	N	FLO
1.050000	46.80	10.3	56	9.2	N	GND
1.102500	47.30	10.3	56	8.7	N	GND
1.162500	45.30	10.3	56	10.7	N	GND
1.222500	47.10	10.3	56	8.9	N	GND
1.342500	47.40	10.3	56	8.6	N	FLO
1.395000	46.50	10.3	56	9.5	N	FLO
1.455000	47.70	10.3	56	8.3	N	FLO
1.567500	48.00	10.3	56	8.0	N	GND
1.627500	47.60	10.3	56	8.4	N	GND
1.807500	48.40	10.4	56	7.6	N	FLO
1.860000	47.70	10.4	56	8.3	N	FLO

MEASUREMENT RESULT: "55022 V AC_fin QP"

(continued)

Frequency MHz	Level dBµV	Transd dB	Limit dBµV	Margin dB	Line	PE
2.040000	47.80	10.4	56	8.2	N	FLO
2.092500	46.40	10.4	56	9.6	N	FLO
2.962500	46.40	10.4	56	9.6	N	FLO
2.970000	47.70	10.4	56	8.3	N	FLO

MEASUREMENT RESULT: "55022 V AC_fin AV"

04.06.03 09:41

Frequency MHz	Level dBµV	Transd dB	Limit dBµV	Margin dB	Line	PE
0.577500	39.30	10.4	46	6.7	N	GND
0.585000	38.00	10.4	46	8.0	N	GND
0.817500	38.90	10.5	46	7.1	N	FLO
0.870000	40.10	10.5	46	5.9	N	FLO
1.050000	39.00	10.3	46	7.0	N	GND
1.102500	39.40	10.3	46	6.6	N	GND
1.222500	38.30	10.3	46	7.7	N	GND
1.342500	34.20	10.3	46	11.8	N	FLO
1.395000	38.30	10.3	46	7.7	N	FLO
1.455000	39.60	10.3	46	6.4	N	FLO
1.567500	39.70	10.3	46	6.3	N	GND
1.627500	39.40	10.3	46	6.6	N	GND
1.807500	37.00	10.4	46	9.0	N	FLO
1.860000	39.40	10.4	46	6.6	N	FLO
2.040000	36.80	10.4	46	9.2	N	FLO
2.092500	37.80	10.4	46	8.2	N	FLO
2.910000	38.00	10.4	46	8.0	N	FLO
2.970000	38.30	10.4	46	7.7	N	FLO

REFERENCE NUMBER(S) OF TEST EQUIPMENT USED
(for reference numbers see test equipment listing)

CETECOM ICT Services GmbH

Test Report No.: 2_3286-01-02/03 Issue Date: 2003-06-16 Page 58 (78)

Equipment under test : AAB-1021031-BV
 Ambient temperature : 25.9°C
 Relative humidity : 54%

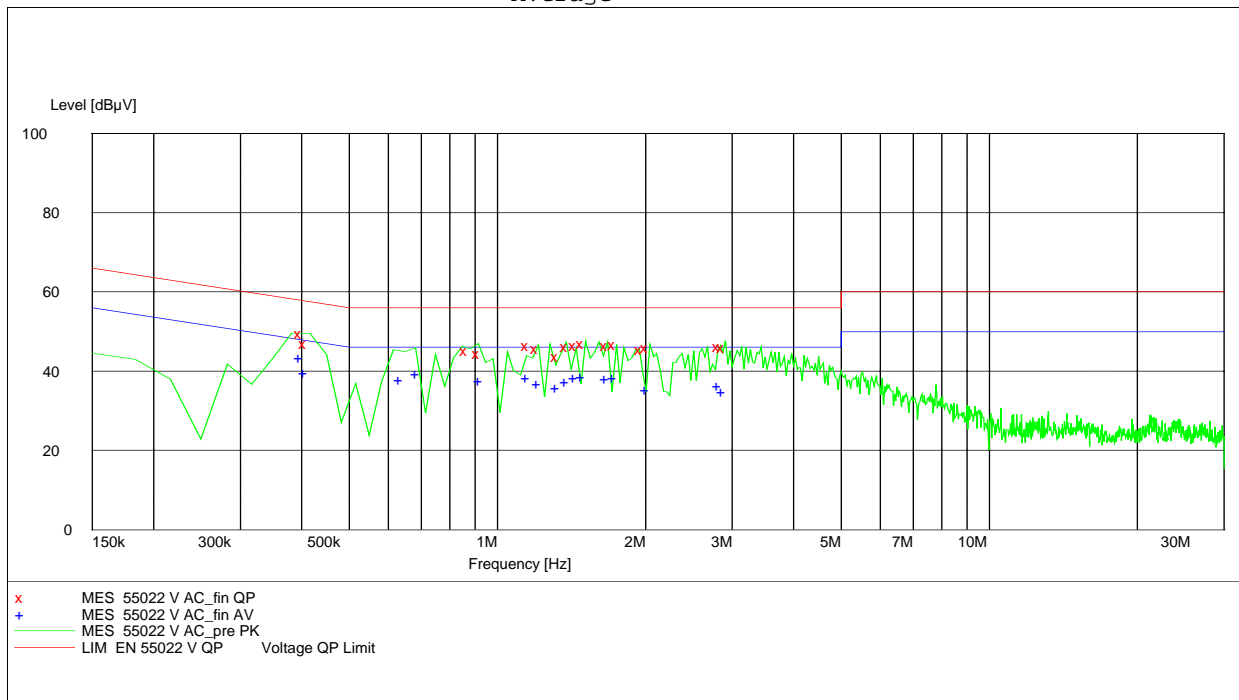
Conducted emissions

§ 15.107/207

EUT: AAB-1021031-BV
 Manufacturer: Sony Ericsson Mobile Communications AB
 Operating Condition: With charging unit, Traffic mode
 Test Site: Room 006
 Operator:
 Test Specification: EN 55022
 Comment: 115V / 60 Hz
 Start of Test: 17.06.03 / 09:23:03

SCAN TABLE: "EN 55022 V"

Short Description:			Voltage Mains 1.60			
Start	Stop	Step	Detector	Meas. Time	IF Bandw.	Transducer
Frequency	Frequency	Width				
150.0 kHz	30.0 MHz	7.5 kHz	MaxPeak	100.0 ms	10 kHz	ESH3-Z5 L1 1458
Average						



REFERENCE NUMBER(S) OF TEST EQUIPMENT USED
 (for reference numbers see test equipment listing)

CETECOM ICT Services GmbH

Test Report No.: 2_3286-01-02/03 Issue Date: 2003-06-16 Page 59 (78)

Equipment under test : AAB-1021031-BV

Ambient temperature : 25.9°C

Relative humidity : 54%

MEASUREMENT RESULT: "55022 V AC_fin QP"

04.06.03 09:30

Frequency MHz	Level dBµV	Transd dB	Limit dBµV	Margin dB	Line	PE
0.405000	49.40	10.6	58	8.4	N	GND
0.412500	47.00	10.6	58	10.6	N	GND
0.877500	45.30	10.5	56	10.7	N	FLO
0.930000	44.50	10.4	56	11.5	N	FLO
1.170000	46.50	10.3	56	9.5	N	FLO
1.222500	45.80	10.3	56	10.2	N	FLO
1.342500	43.80	10.3	56	12.2	N	GND
1.402500	46.30	10.3	56	9.7	N	GND
1.462500	46.50	10.3	56	9.5	N	FLO
1.515000	47.00	10.3	56	9.0	N	FLO
1.695000	46.50	10.4	56	9.5	N	GND
1.755000	46.60	10.4	56	9.4	N	GND
1.987500	45.40	10.4	56	10.6	N	FLO
2.047500	46.00	10.4	56	10.0	N	FLO
2.865000	46.30	10.4	56	9.7	N	FLO
2.925000	45.90	10.4	56	10.1	N	FLO

MEASUREMENT RESULT: "55022 V AC_fin AV"

04.06.03 09:30

Frequency MHz	Level dBµV	Transd dB	Limit dBµV	Margin dB	Line	PE
0.405000	43.50	10.6	48	4.3	N	GND
0.412500	39.70	10.6	48	7.9	N	GND
0.645000	38.00	10.4	46	8.0	N	GND
0.697500	39.40	10.4	46	6.6	N	GND
0.937500	37.70	10.4	46	8.3	N	FLO
1.170000	38.50	10.3	46	7.5	N	FLO
1.230000	36.80	10.3	46	9.2	N	FLO
1.342500	36.00	10.3	46	10.0	N	GND
1.402500	37.40	10.3	46	8.6	N	GND
1.462500	38.50	10.3	46	7.5	N	FLO
1.515000	38.70	10.3	46	7.3	N	FLO
1.695000	38.10	10.4	46	7.9	N	GND
1.755000	38.30	10.4	46	7.7	N	GND
2.047500	35.30	10.4	46	10.7	N	FLO
2.865000	36.30	10.4	46	9.7	N	FLO
2.925000	34.80	10.4	46	11.2	N	FLO

Limit § 15.207

Frequency of Emission (MHz)	Conducted Limit (dBµV)	
	Quasi-peak	Average
0.15-0.5	66 to 56 *	56 to 46 *
0.5-5	56	46
5-30	60	50

* Decreases with the logarithm of the frequency

REFERENCE NUMBER(S) OF TEST EQUIPMENT USED
(for reference numbers see test equipment listing)

CETECOM ICT Services GmbH

Test Report No.: 2_3286-01-02/03

Issue Date: 2003-06-16

Page 60 (78)

TEST EQUIPMENT AND ANCILLARIES USED FOR TESTS

To simplify the identification on each page of the test equipment used, on each page of the test report, each item of test equipment and ancillaries such as cables are identified (numbered) by the Test Laboratory, below.

No	Instrument/Ancillary	Type	Manufacturer	Serial No.
01	Spectrum Analyzer	8566 A	Hewlett-Packard	1925A00257
02	Analyzer Display	8566 A	Hewlett-Packard	1925A00860
03	Oscilloscope	7633	Tektronix	230054
04	Radio Analyzer	CMTA 54	Rohde & Schwarz	894 043/010
05	System Power Supply	6038 A	Hewlett-Packard	2848A07027
06	Signal Generator	8111 A	Hewlett-Packard	2215G00867
07	Signal Generator	8662 A	Hewlett-Packard	2224A01012
08	Funktionsgenerator	AFGU	Rohde & Schwarz	862 480/032
09	Regeltrenntrafo	MPL	Erfi	91350
10	Netznachbildung	NNLA 8120	Schwarzbeck	8120331
11	Relais-Matrix	PSU	Rohde & Schwarz	893 285/020
12	Power-Meter	436 A	Hewlett-Packard	2101A12378
13	Power-Sensor	8484 A	Hewlett-Packard	2237A10156
14	Power-Sensor	8482 A	Hewlett-Packard	2237A00616
15	Modulationsmeter	9008	Racal-Dana	2647
16	Frequenzzähler	5340 A	Hewlett-Packard	1532A03899
17	Absorber Schirmkabine	---	MWB	87400/002
18	Spectrum Analyzer	85660 B	Hewlett-Packard	2747A05306
19	Analyzer Display	85662 A	Hewlett-Packard	2816A16541
20	Quasi Peak Adapter	85650 A	Hewlett-Packard	2811A01131
21	RF-Preselector	85685 A	Hewlett-Packard	2833A00768
22	Biconical Antenne	3104	Emco	3758
23	Log. Per. Antenne	3146	Emco	2130
24	Double Ridge Horn	3115	Emco	3088
25	EMI-Testreceiver	ESAI	Rohde & Schwarz	863 180/013
26	EMI-Analyzer-Display	ESAI-D	Rohde & Schwarz	862 771/008
27	Biconical Antenne	HK 116	Rohde & Schwarz	888 945/013
28	Log. Per. Antenne	HL 223	Rohde & Schwarz	825 584/002
29	Relais-Switch-Unit	RSU	Rohde & Schwarz	375 339/002
30	Highpass	HM985955	FSY Microwave	001
31	Amplifier	P42-GA29	Tron-Tech	B 23602
32	Absorber Schirmkabine		Frankonia	
33	Steuerrechner	PSM 7	Rohde & Schwarz	834 621/004
34	EMI Test Reciever	ESMI	Rohde & Schwarz	827 063/010
35	EMI Test Receiver	Display	Rohde & Schwarz	829 808/010

CETECOM ICT Services GmbH

Test Report No.: 2_3286-01-02/03

Issue Date: 2003-06-16

Page 61 (78)

No	Instrument/Ancillary	Type	Manufacturer	Serial No.
36	Controler	HD 100	Deisel	100/322/93
37	Relais Matrix	PSN	Rohde & Schwarz	829 065/003
38	Control Unit	GB 016 A2	Rohde & Schwarz	344 122/008
39	Relais Switch Unit	RSU	Rohde & Schwarz	316 790/001
40	Power Supply	6032A	Hewlett Packard	2846A04063
41	Spektrum Monitor	EZM	Rohde & Schwarz	883 720/006
42	Meßempfänger	ESH 3	Rohde & Schwarz	890 174/002
43	Meßempfänger	ESVP	Rohde & Schwarz	891 752/005
44	Biconi Ant. 20-300MHz	HK 116	Rohde & Schwarz	833 162/011
45	Logper Ant. 0.3-1 GHz	HL 223	Rohde & Schwarz	832 914/010
46	Amplifier 0.1-4 GHz	AFS4	Miteq Inc.	206461
47	Logper Ant. 1-18 GHz	HL 024 A2	Rohde & Schwarz	342 662/002
48	Polarisationsnetzwerk	HL 024 Z1	Rohde & Schwarz	341 570/002
49	Double Ridge G Horn Antenne 1-26.5 GHz	3115	EMCO	9107-3696
50	Microw. Sys. Amplifier 0.5- 26.5 GHz	8317A	Hewlett Packard	3123A00105
51	Audio Analyzer	UPD	Rohde & Schwarz	1030.7500.04
52	Steuerrechner	PSM 7	Rohde & Schwarz	883 086/026
53	DC V-Netzwerk	ESH3-Z6	Rohde & Schwarz	861 406/005
54	DC V-Netzwerk	ESH3-Z6	Rohde & Schwarz	893 689/012
55	AC 2 Phasen V-Netzwerk	ESH3-Z5	Rohde & Schwarz	861 189/014
56	AC 2 Phasen V-Netzwerk	ESH3-Z5	Rohde & Schwarz	894 981/019
57	AC-3 Phasen V-Netzwerk	ESH2-Z5	Rohde & Schwarz	882 394/007
58	Stromversorgung	6032A	Rohde & Schwarz	2933A05441
59	HF-Test Empfänger	ESVP.52	Rohde & Schwarz	881 487/021
60	Spectrum Monitor	EZM	Rohde & Schwarz	883 086/026
61	HF-Test Empfänger	ESH3	Rohde & Schwarz	881 515/002
62	Relais Matrix	PSU	Rohde & Schwarz	882 943/029
63	Relais Matrix	PSU	Rohde & Schwarz	828 628/007
64	Spectrum Analyzer	FSIQ 26	Rohde & Schwarz	119.6001.27
65	Spectrum Analyzer	HP 8565E	Hewlett Packard	3473A00773
66				

Test setup

Radiated Emissions



Test site
Conducted emissions



PHOTOGRAPH OF THE EQUIPMENT



PHOTOGRAPH OF THE EQUIPMENT



CETECOM ICT Services GmbH

Test Report No.: 2_3286-01-02/03 Issue Date: 2003-06-16 Page 66 (78)

PHOTOGRAPH OF THE EQUIPMENT



PHOTOGRAPH OF THE EQUIPMENT




PHOTOGRAPH OF THE EQUIPMENT




PHOTOGRAPH OF THE EQUIPMENT



PHOTOGRAPH OF THE EQUIPMENT




PHOTOGRAPH OF THE EQUIPMENT




PHOTOGRAPH OF THE EQUIPMENT



PHOTOGRAPH OF THE EQUIPMENT



PHOTOGRAPH OF THE EQUIPMENT




PHOTOGRAPH OF THE EQUIPMENT



PHOTOGRAPH OF THE EQUIPMENT



PHOTOGRAPH OF THE EQUIPMENT



PHOTOGRAPH OF THE EQUIPMENT

