

CETECOM ICT Services GmbH

Radio Satellite Communication

Untertürkheimer Straße 6-10 . D-66117 Saarbrücken

Telefon: +49 (0)681 598-9100

Telefax: -9075

RSC14

issue test report consist of 82 Pages

Page 1 (82)



Accredited Bluetooth™ Test Facility (BQTF)

Test report no.: 2_2885-01-02/02
FCC Part 15.247 / CANADA RSS-210
713 05 01-BV
FCC ID: PY77130501

CETECOM – ICT Services GmbH
Untertürkheimerstr. 6-10
66117 Saarbrücken, Germany

Telephone: + 49 (0) 681 / 598-0
Fax: + 49 (0) 681 / 9075

Table of Contents

1 General information

1.1 Notes

1.2 Testing laboratory

1.3 Details of applicant

1.4 Application details

1.5 Test item

1.6 Test standards

2 Technical test

2.1 Summary of test results

2.2 Test report

1 General information

1.1 Notes

The test results of this test report relate exclusively to the test item specified in 1.5. The CETECOM ICT Services GmbH does not assume responsibility for any conclusions and generalisations drawn from the test results with regard to other specimens or samples of the type of the equipment represented by the test item. The test report may only be reproduced or published in full. Reproduction or publication of extracts from the report requires the prior written approval of the CETECOM ICT Services GmbH.

1.2 Testing laboratory

CETECOM ICT Services GmbH

Untertürkheimer Straße 6 - 10

66117 Saarbrücken

Germany

Telephone : + 49 681 598 - 9100

Telefax : + 49 681 598 - 9075

E-mail : Harro.Ames@ict.cetecom.de

Internet : www.cetecom.de

Accredited testing laboratory

The Test laboratory (area of testing) is accredited according to DIN EN ISO/IEC 17025.

DAR-registration number : TTI-P-G 166/98-30

Accredited Bluetooth™ Test Facility (BQTF)

[BLUETOOTH](#) is a trademark owned by Bluetooth SIG, Inc. and licensed to CETECOM

2 Technical test

2.1 Summary of test results

The radiated measurements were performed vertical and horizontal over the whole frequency range. We start at 1 m high with vertical receiving antenna and rotate the dish continuously. During rotation we use the antenna lift system to vary the high from 1 to 4 m. So we find maximum radiation output. At this points we do manual remeasurements. After this we do the same measurements in horizontal position of the receiving antenna. This (horizontal and vertical) is made for all the three planes of the test sample. We use the maximum received results.

The detector function and selection of bandwidth are according ANSI C63.2-1996 item 8.2.1 and ANSI C63.4-1992 Item 4.2.

Antennas are conform with ANSI C63.2-1996 item 15.

150 kHz - 30 MHz: Quasi Peak measurement, 9kHz Bandwidth, passive loop antenna.

30 MHz - 200 MHz: Quasi Peak measurement, 120KHz Bandwidth, biconical antenna

200MHz - 1GHz: Quasi Peak measurement, 120KHz Bandwidth, log periodic antenna

1GHz: Average, RBW 1MHz, VBW 10 MHz, waveguide horn

The product fullfills also the requirements for CANADA RSS-210

No deviations from the technical specification(s) were ascertained in the course of the tests performed.

Final verdict : PASS

Technical responsibility for area of testing :

26.02.02 RSC 8411 Berg M.

Date Section Name

Signature

Technical responsibility for area of testing :

26.02.02 RSC8412 Hausknecht D.

Date Section Name

Signature

2.2 Testreport

TEST REPORT

Testreport no. : 2_2885-01-02/02

TEST REPORT REFERENCE

LIST OF MEASUREMENTS

Paragraph	PARAMETER TO BE MEASURED	PAGE
	Transmitter parameters	
§ 15.204	Antenna gain	7
§ 15.247 (a)	Carrier frequency separation	8
§ 15.247 (a)	Number of hopping channels	9
§ 15.247 (a)	Time of occupancy (dwell time)	11
§ 15.247 (d)	Power spectral density (Inquiry/Page mode)	16
§ 15.247 (a)(1)	Spectrum bandwidth of a FHSS System	17
§ 15.247 (b)(2)	Maximum peak output power	21
§15.247	Band edge compliance	26
§ 15.247 (c)(1)	Emission limitations	34
	Receiver parameters	
§ 15.109	Spurious radiations - Radiated	53
§ 15.207	Conducted emissions	60
	Test equipment listing	62
	Photographs of the equipment	64

Equipment under test : 713 05 01-BV
Ambient temperature : 22.1°C
Relative humidity : 32%

Antenna Gain

SUBCLAUSE § 15.204

The gain is 5 dBi

(manufacturer declarartion)

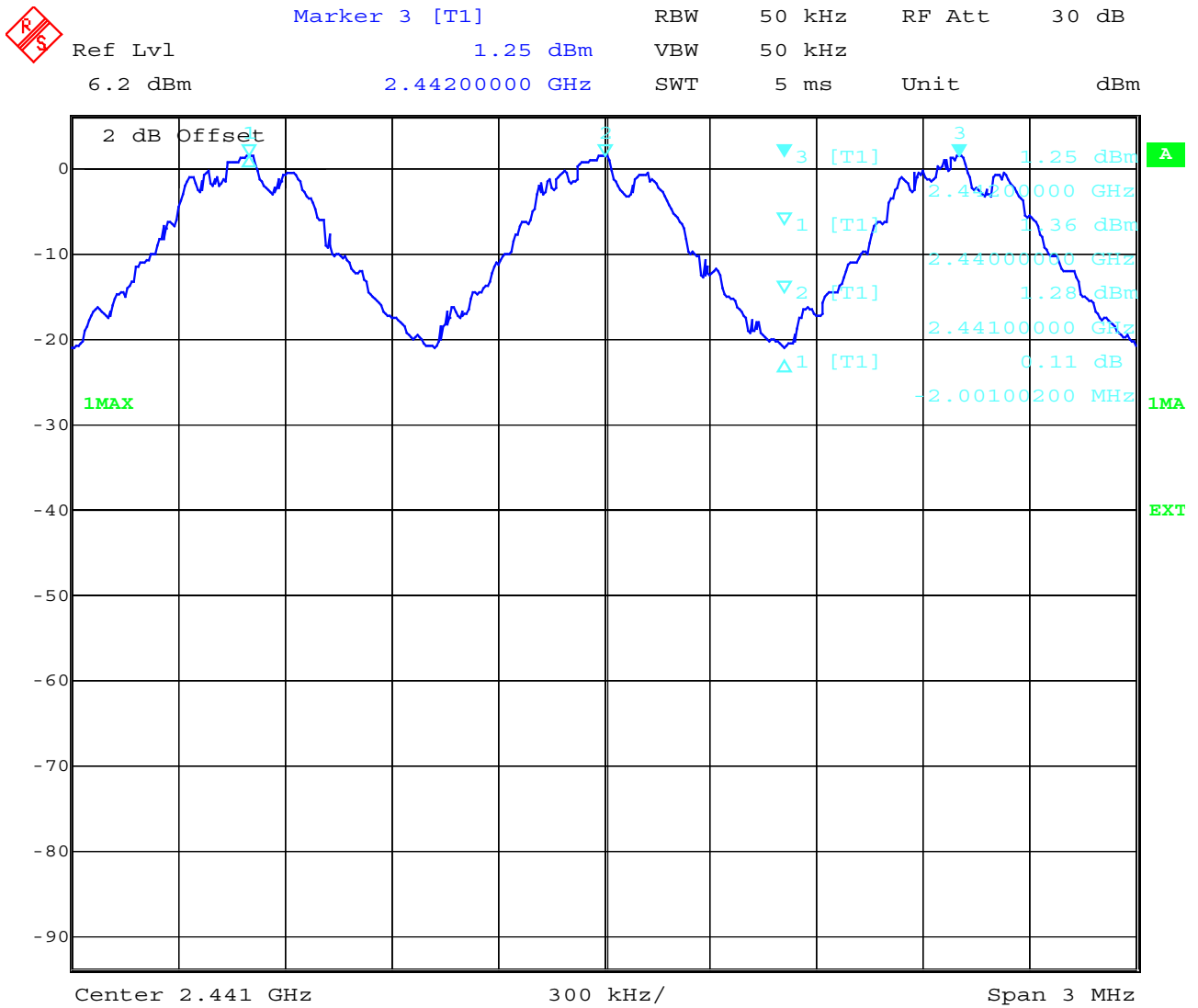
REFERENCE NUMBER(S) OF TEST EQUIPMENT USED
(for reference numbers see test equipment listing)

-

Equipment under test : 713 05 01-BV
 Ambient temperature : 22.1°C
 Relative humidity : 32%

Carrier frequency separation

§15.247(a)



Date: 11.JUN.2002 10:11:07

REFERENCE NUMBER(S) OF TEST EQUIPMENT USED
 (for reference numbers see test equipment listing)

Equipment under test : 713 05 01-BV

Ambient temperature : 22.1°C

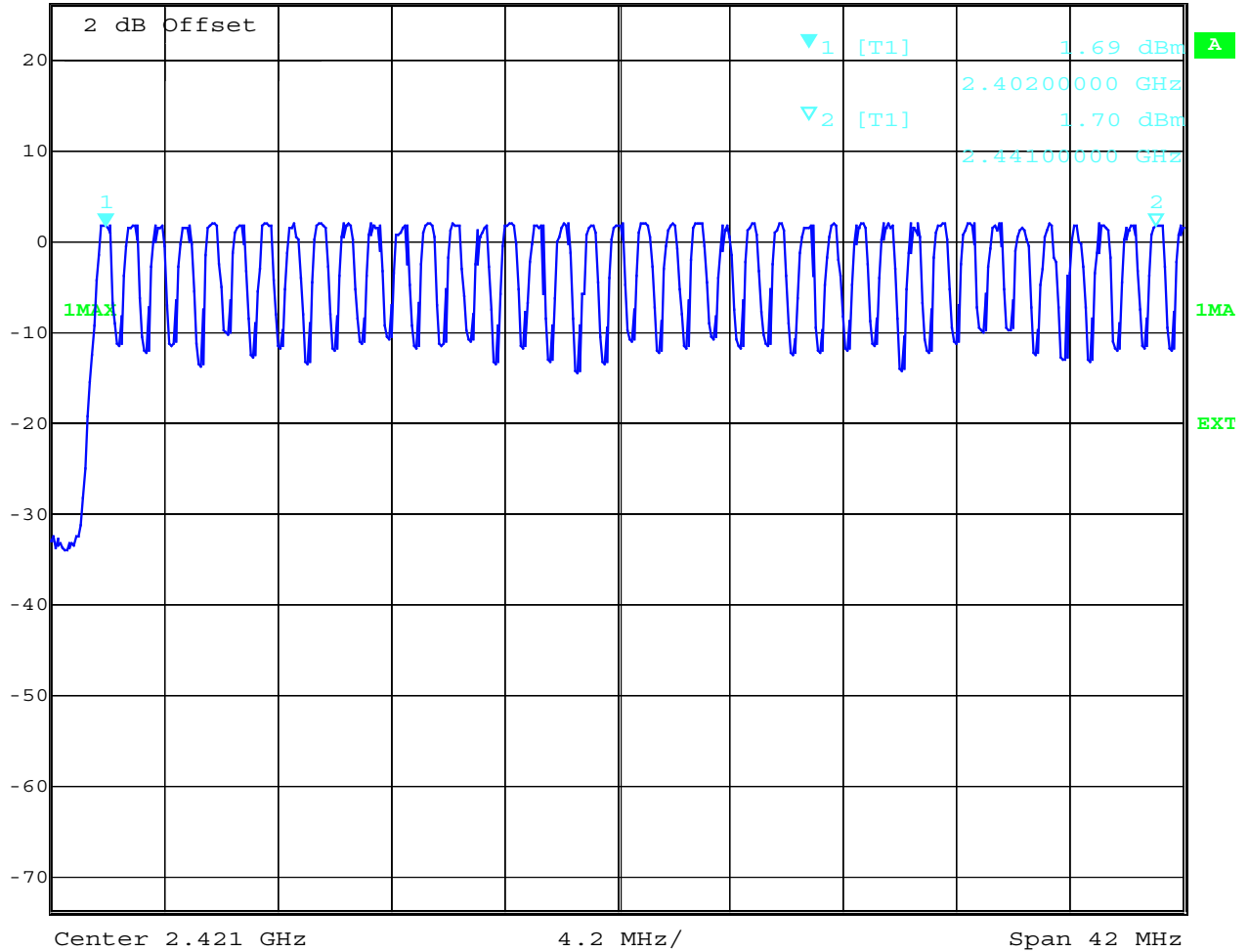
Relative humidity : 32%

Number of hopping channels

§15.247(a)

Channel 1 - 40

	Ref Lvl	26.2 dBm	Marker 1 [T1]	1.69 dBm	RBW	200 kHz	RF Att	50 dB
				2.40200000 GHz	VBW	200 kHz		
					SWT	5 ms	Unit	dBm



Date: 11.JUN.2002 10:13:21

The number of hopping channels is 79.

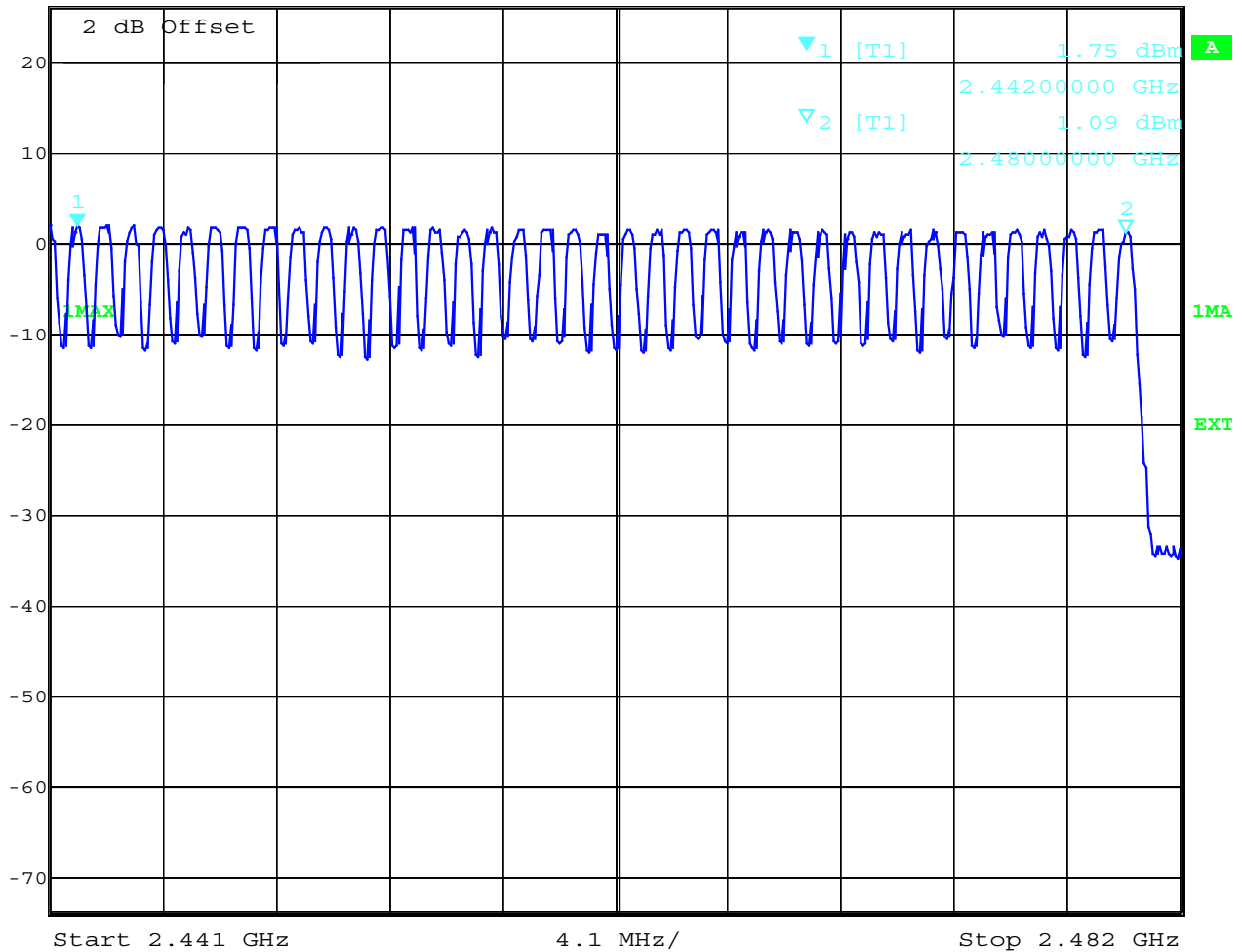
REFERENCE NUMBER(S) OF TEST EQUIPMENT USED
(for reference numbers see test equipment listing)

Equipment under test : 713 05 01-BV
 Ambient temperature : 22.1°C
 Relative humidity : 32%

Number of hopping channels
 Channel 41 - 79

§15.247(a)

	Ref Lvl	Marker 1 [T1]	RBW	200 kHz	RF Att	50 dB
	26.2 dBm	1.75 dBm	VBW	200 kHz		
		2.44200000 GHz	SWT	5 ms	Unit	dBm



Date: 11.JUN.2002 10:15:37

The number of hopping channels is 79.

REFERENCE NUMBER(S) OF TEST EQUIPMENT USED
 (for reference numbers see test equipment listing)

Equipment under test : 713 05 01-BV
 Ambient temperature : 22.1°C
 Relative humidity : 32%

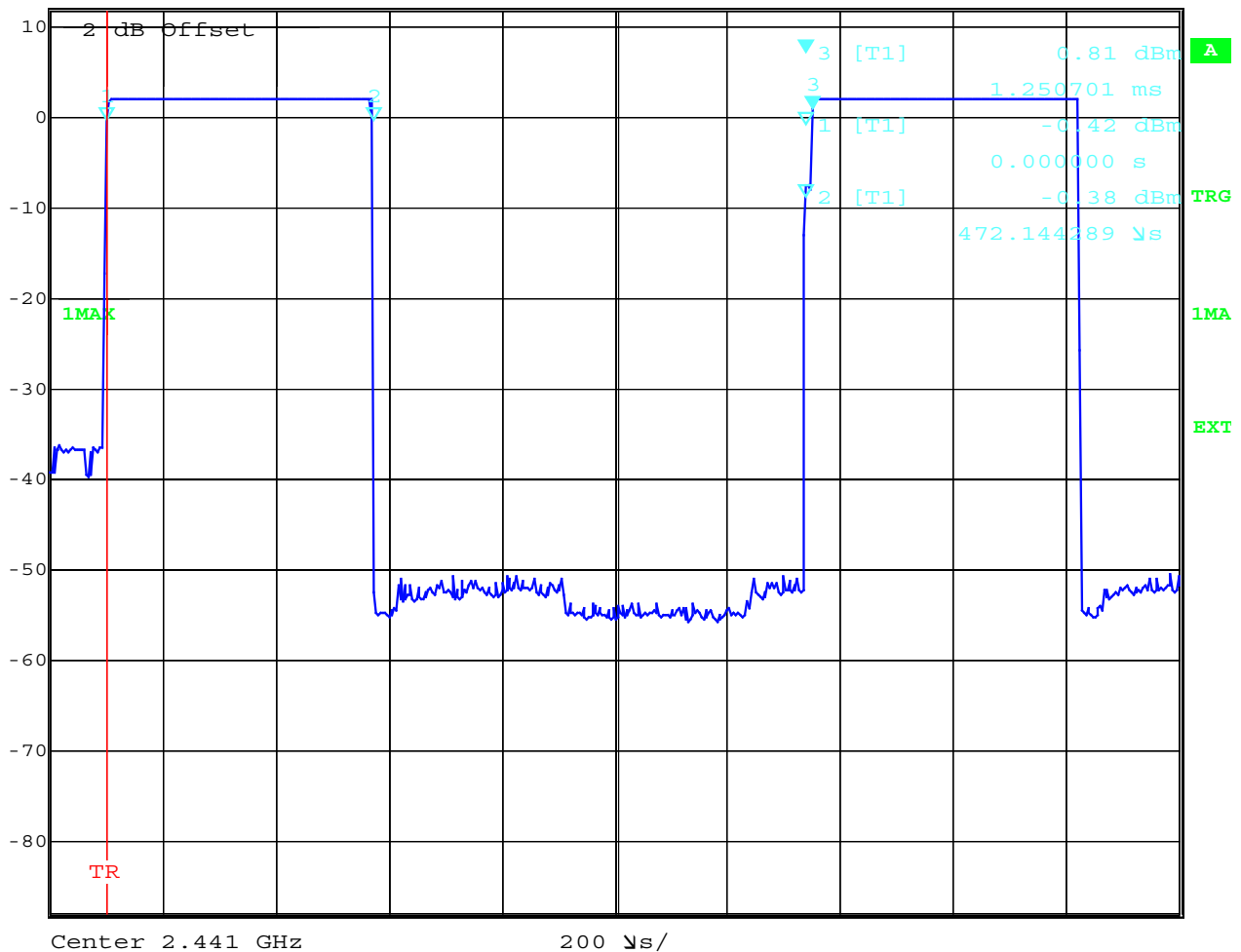
Time of occupancy (dwell time) for DH1 §15.247(a)

The system makes worst case 1600 hops per second or 1 time slot has a length of 625µs with 79 channels. A DH1 Packet need 1 time slot for transmitting and 1 time slot for receiving. Then the system makes worst case 800 hops per second with 79 channels. So you have each channel 10.13 times per second and for 30 seconds you have 303.9 times of appearance .

Each tx-time per appearance is 472.144 µs.

So we have 303.9 * 472.144 µs = 143.485 ms per 30 seconds.

RS	Marker 3 [T1]	RBW	2 MHz	RF Att	20 dB
	Ref Lvl	0.81 dBm	VBW	2 MHz	
	12 dBm	1.250701 ms	SWT	2 ms	Unit dBm



Date: 11.JUN.2002 10:20:56

REFERENCE NUMBER(S) OF TEST EQUIPMENT USED
 (for reference numbers see test equipment listing)

Equipment under test : 713 05 01-BV
 Ambient temperature : 22.1°C
 Relative humidity : 32%

Time of occupancy (dwell time) for DH3

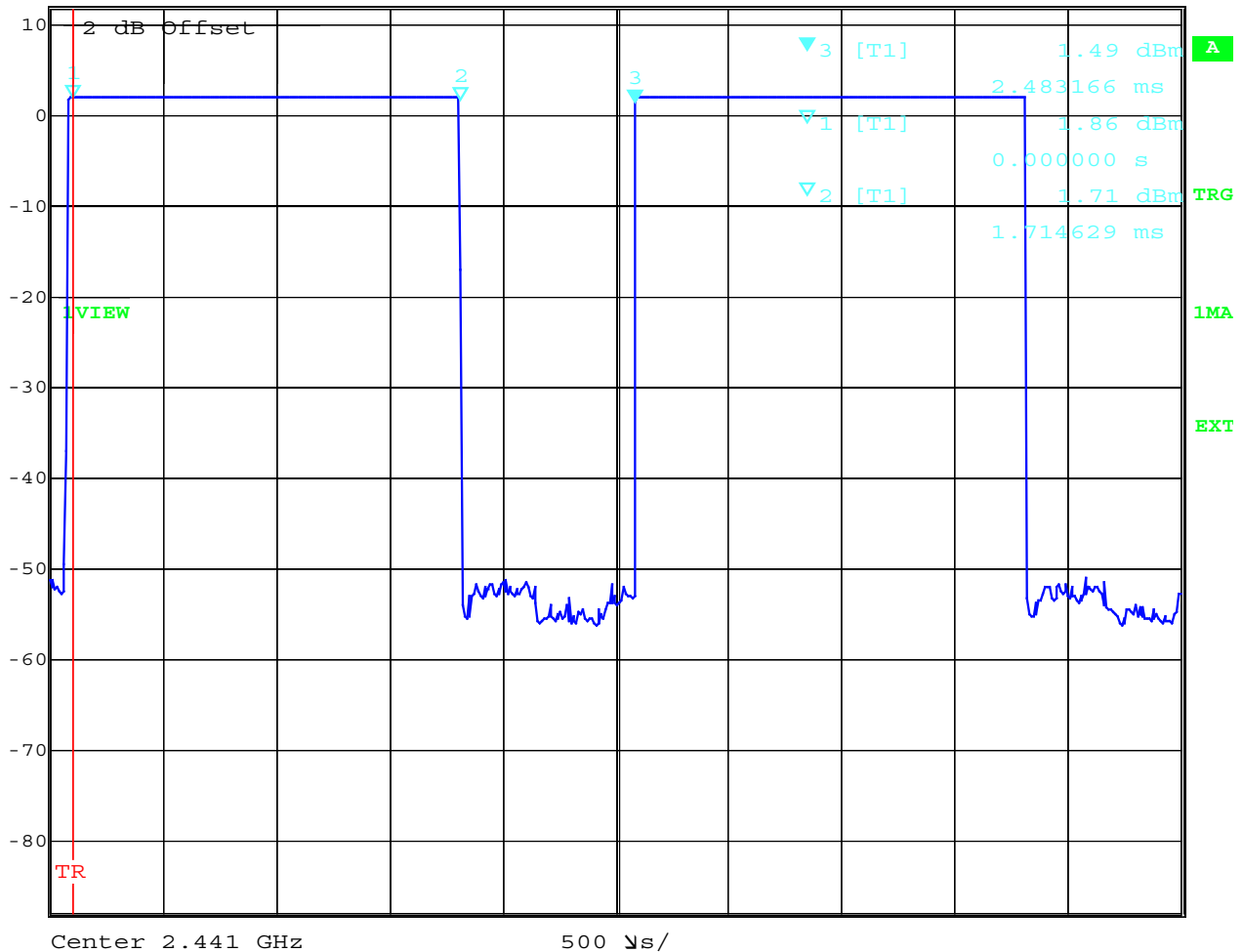
§15.247(a)

A DH3 Packets need 3 time slots for transmit and 1 for receiving, then the system makes worst case 400 hops per second with 79 channels. So you have each channel 5.1 times per second and for 30 seconds you have 153 times of appearance .

Each tx-time per appearance is 1.715 ms.

So we have 153 * 1.715 ms = 262.395 ms per 30 seconds.

RS	Ref Lvl	1.49 dBm	RBW	2 MHz	RF Att	20 dB
	12 dBm	2.483166 ms	VBW	2 MHz		
			SWT	5 ms	Unit	dBm



Date: 11.JUN.2002 10:22:18

REFERENCE NUMBER(S) OF TEST EQUIPMENT USED
 (for reference numbers see test equipment listing)

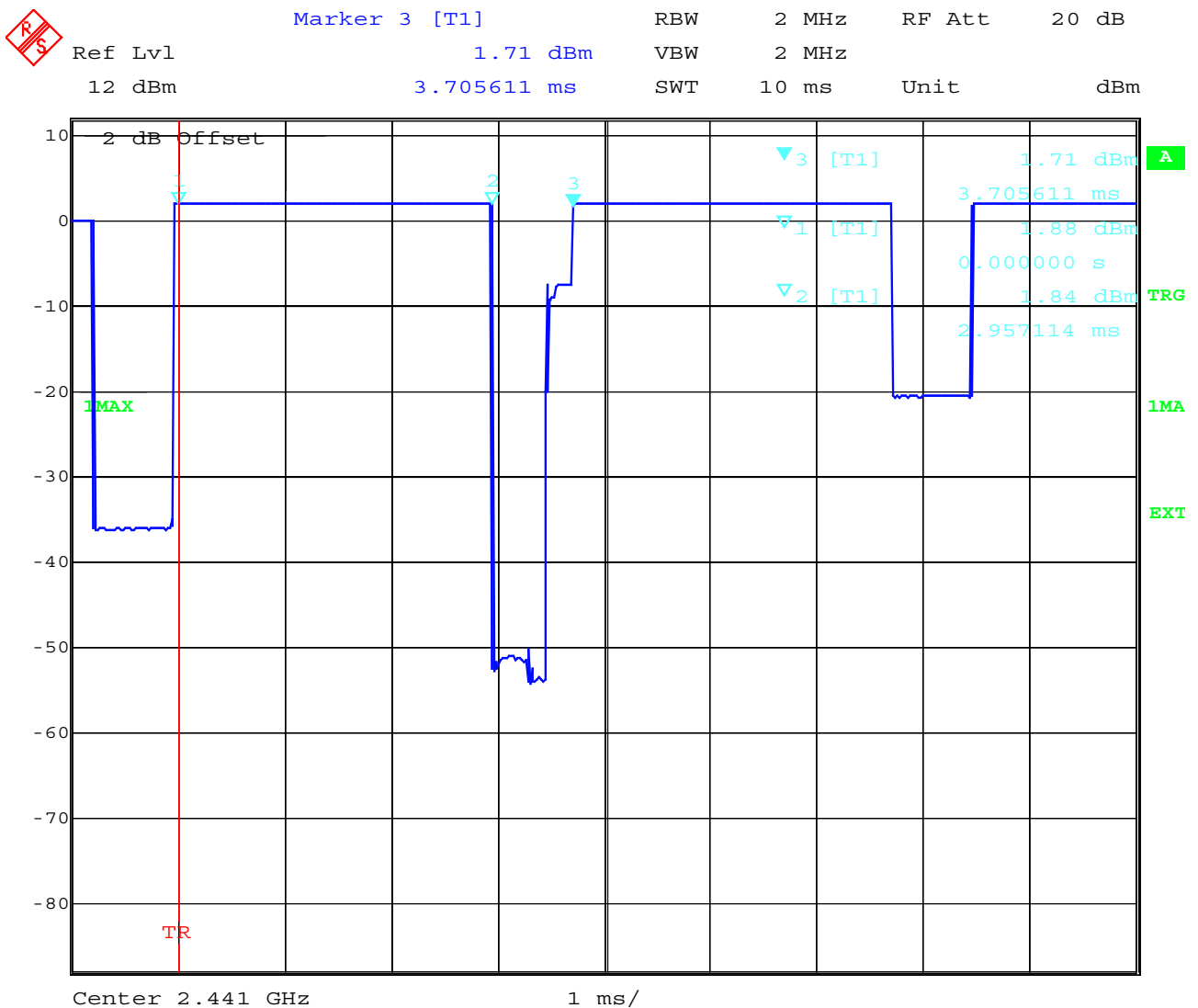
Equipment under test : 713 05 01-BV
 Ambient temperature : 22.1°C
 Relative humidity : 32%

Time of occupancy (dwell time) for DH5 §15.247(a)

At DH5 Packets you need 5 time slots for transmit and 1 for receiving, so the system makes worst case 266,7 hops per second with 79 channels. So you have each channel 3.36 times per second and for 30 seconds you have 100,8 times of appearance .

Each tx-time per appearance is 2.957 ms.

So we have 100.8 * 2.957 ms = 298.066 ms per 30 seconds.



Date: 11.JUN.2002 10:23:55

REFERENCE NUMBER(S) OF TEST EQUIPMENT USED
 (for reference numbers see test equipment listing)

Equipment under test : 713 05 01-BV

Ambient temperature : 22.1°C

Relative humidity : 32%

Time of occupancy (dwell time) for page mode /Inquiry mode (TX-on time) §15.247(a)

At paging mode the system makes first hopping with 16 channels. One sequence(called train A) lasts 10 ms. Every 1.28s frequencies change and a second train A starts with different frequencies. After max 7*1.28 s 16 new more distance frequencies (Train B) are used.

So we have in the worst case (same frequency is in every train) the following time scedule.

First: 7*128*10ms. For the next 7 seconds train B with other frequencies.

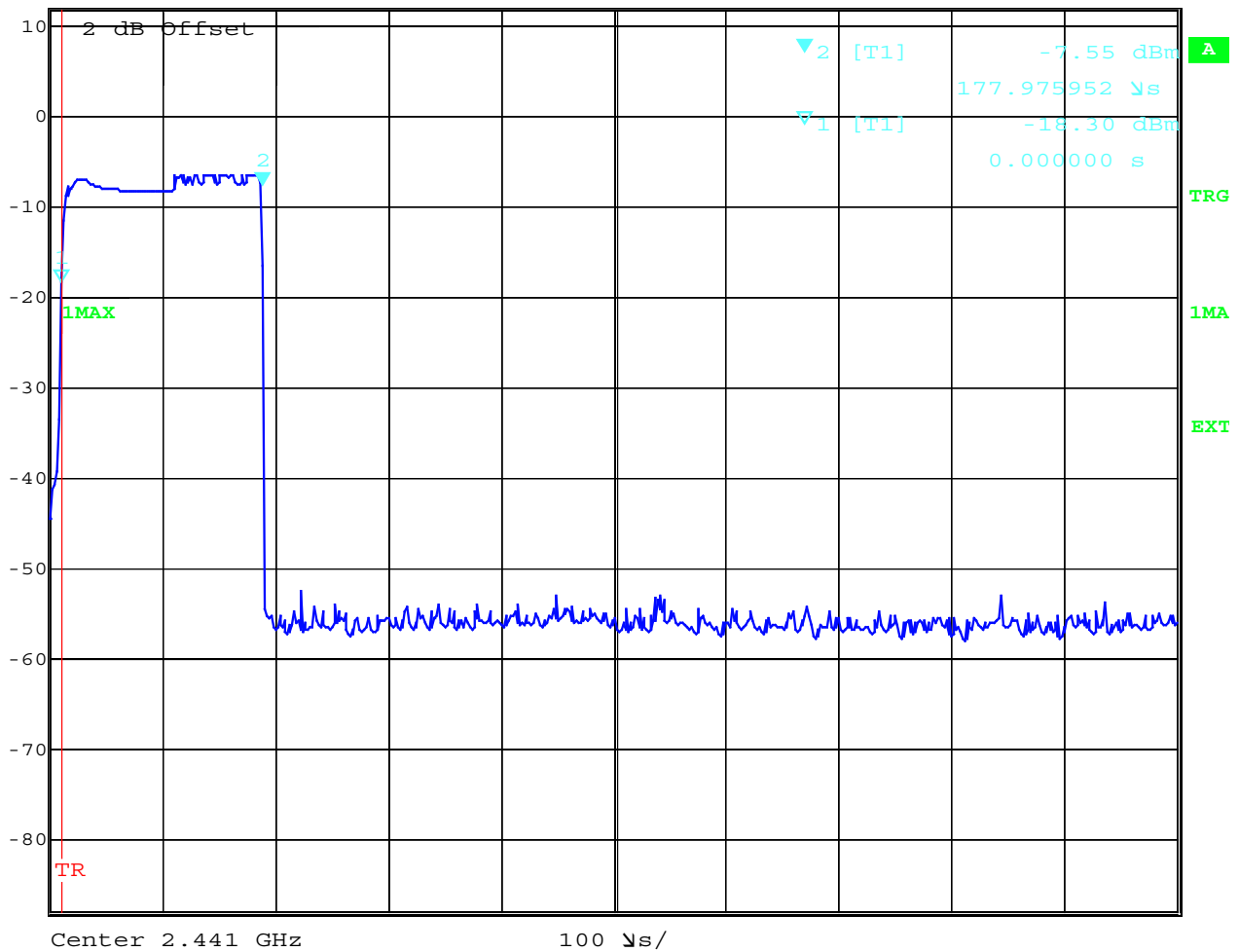
Then train A and B changes frequently.

⇒ so we have 7*128*177.976µs, then 8.96 s other frequencies, then again 7*128*177.976µs

⇒ together in 30 s maximal 2 sequences => maximal 0.319 s per 30 second period.

Page mode (TX-on time) / Inquiry mode (TX-on time)

	Marker 2 [T1]	RBW	2 MHz	RF Att	20 dB
	Ref Lvl	-7.55 dBm	VBW	2 MHz	
	12 dBm	177.975952 µs	SWT	1 ms	Unit dBm



Date: 11.JUN.2002 10:26:47

REFERENCE NUMBER(S) OF TEST EQUIPMENT USED

(for reference numbers see test equipment listing)

Equipment under test : 713 05 01-BV

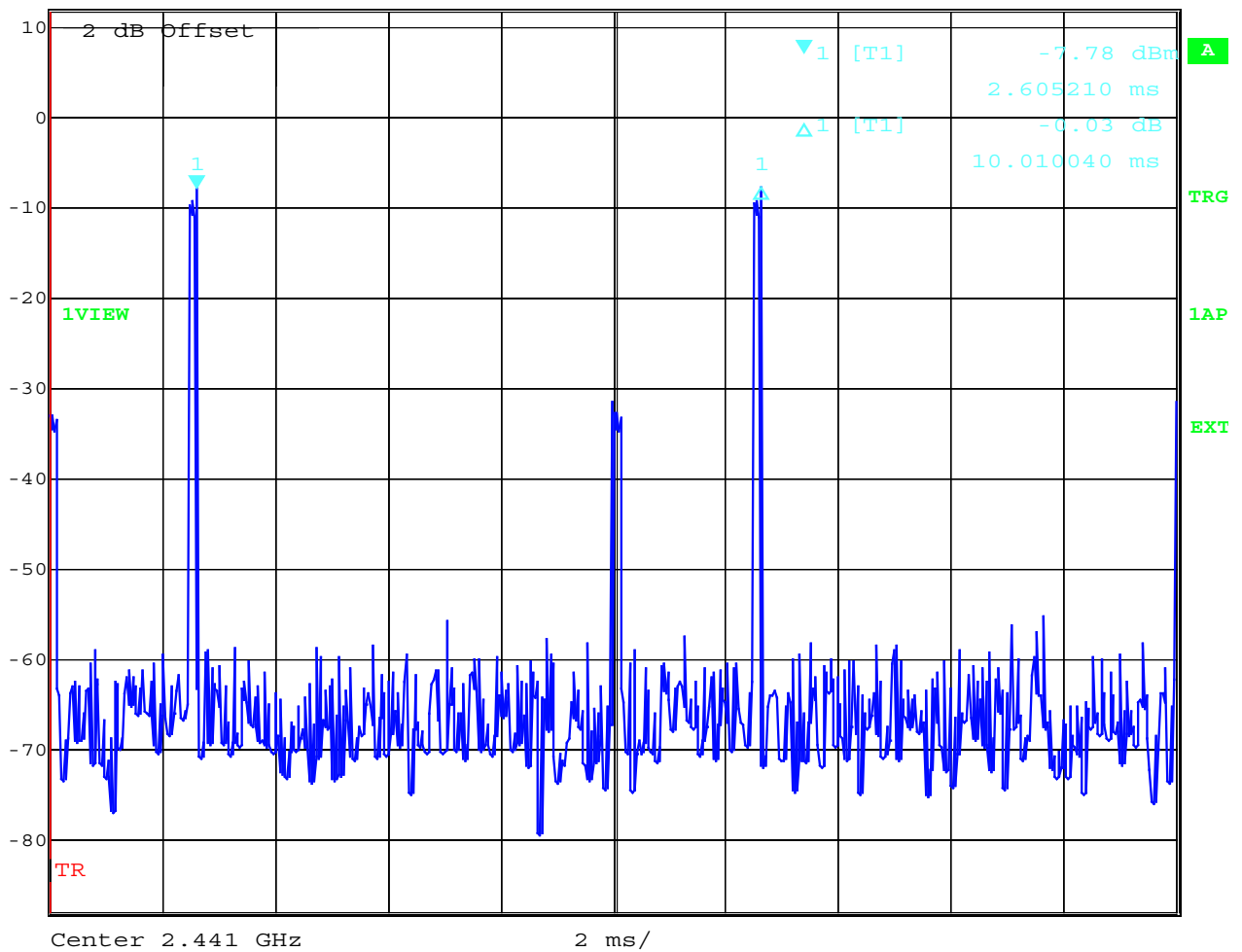
Ambient temperature : 22.1°C

Relative humidity : 32%

Page mode (complete sequence) / Inquiry mode (complete sequence)



Ref Lvl	Marker 1 [T1]	RBW	2 MHz	RF Att	20 dB
12 dBm	-7.78 dBm	VBW	2 MHz		
	2.605210 ms	SWT	20 ms	Unit	dBm



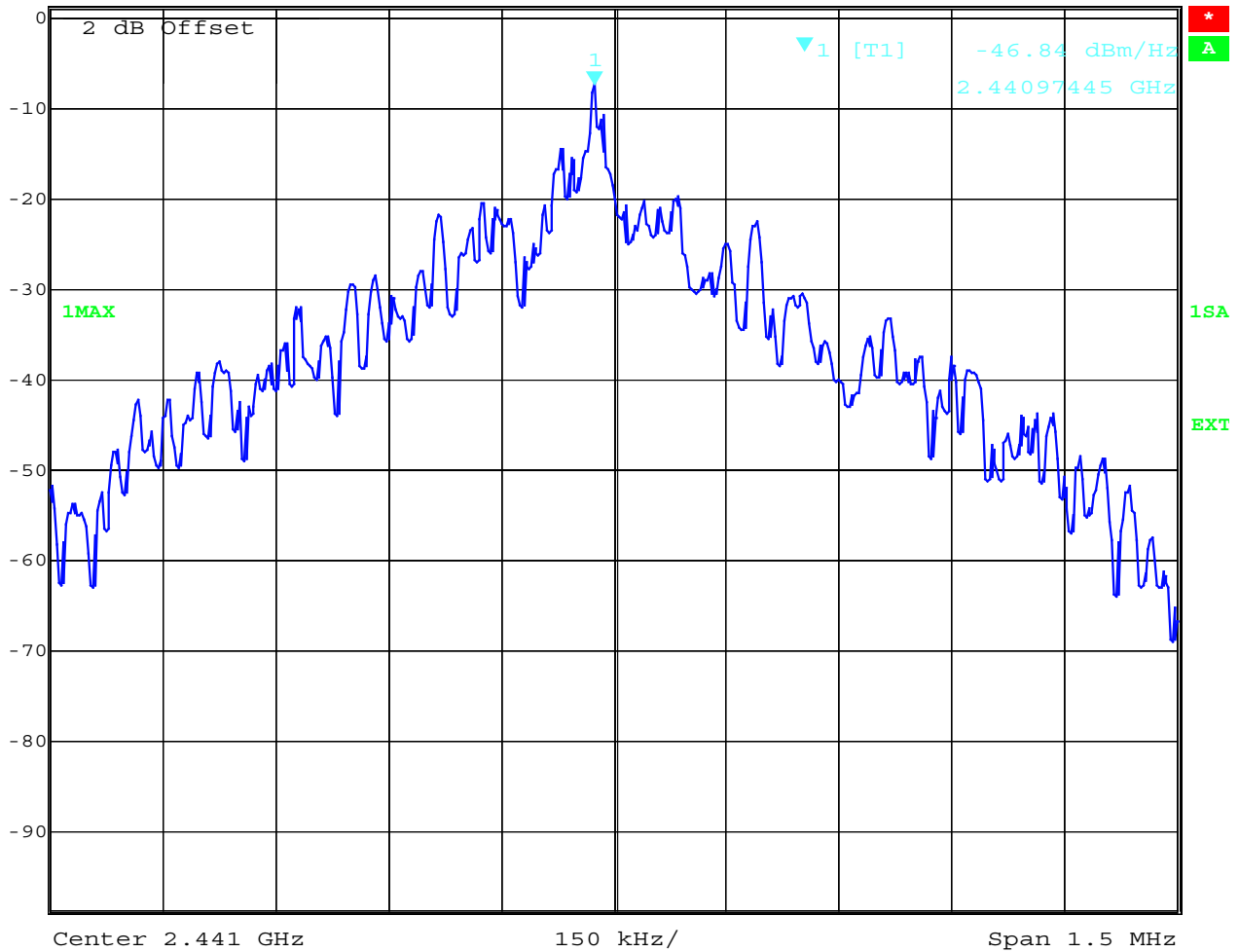
Date: 11.JUN.2002 10:28:34

REFERENCE NUMBER(S) OF TEST EQUIPMENT USED
(for reference numbers see test equipment listing)

Equipment under test : 713 05 01-BV
 Ambient temperature : 22.1°C
 Relative humidity : 32%

Power Spectral density (Hybrid system in Inquiry mode / Page scan) §15.247(d)

	Marker 1 [T1 NOI]	RBW	3 kHz	RF Att	20 dB
	Ref Lvl	-46.84 dBm/Hz	VBW	3 kHz	
	1.2 dBm	2.44097445 GHz	SWT	500 s	Unit dBm



Date: 11.JUN.2002 10:51:57

Power density : -46.84 dBm/Hz = -12.04 dBm / 3 KHz

Correction factor from dBm/Hz to dBm/3KHz is +34,8 dB

REFERENCE NUMBER(S) OF TEST EQUIPMENT USED
 (for reference numbers see test equipment listing)

Equipment under test : 713 05 01-BV
 Ambient temperature : 22.1°C
 Relative humidity : 32%

Spectrum Bandwidth of a FHSS System

§15.247(a)

20 dB bandwidth

TEST CONDITIONS		20 dB BANDWIDTH (kHz)		
		2402	2441	2480
Frequency (MHz)				
T _{nom} (23)°C	V _{nom} (3,6)V	763.527	769.539	829.659
Measurement uncertainty		±1kHz		

RBW / VBW as provided in the „Measurement Guidelines“ (DA 00-705, March 30, 2000)
 RBW: 10 kHz / VBW 10 kHz

LIMIT

SUBCLAUSE §15.247(a) (1)

The maximum 20dB bandwidth shall be at maximum 1000 KHz

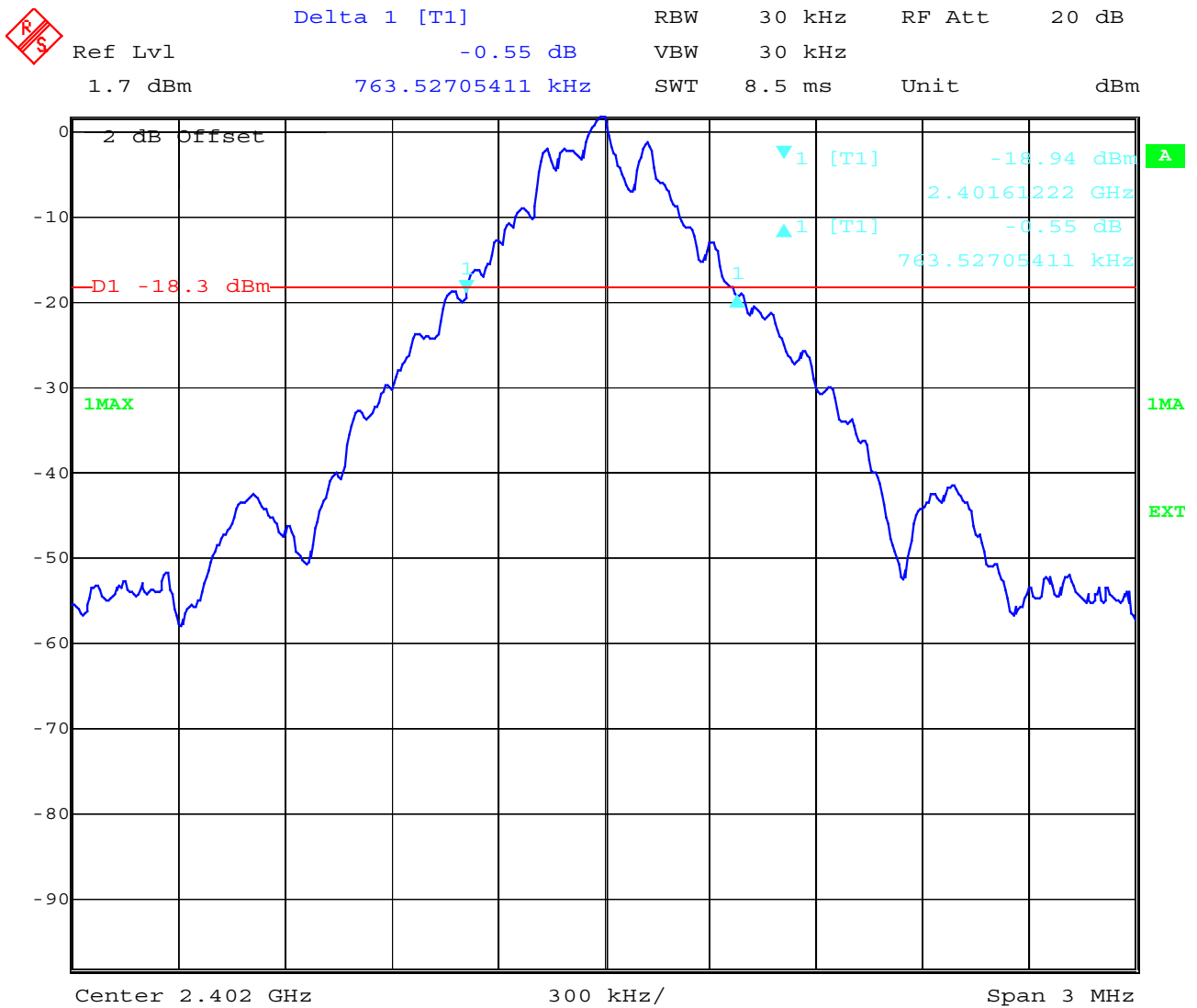
REFERENCE NUMBER(S) OF TEST EQUIPMENT USED
 (for reference numbers see test equipment listing)

Equipment under test : 713 05 01-BV
 Ambient temperature : 22.1°C
 Relative humidity : 32%

**Spectrum Bandwith of a FHSS System
 20 dB bandwidth**

§15.247(a)

Channel 1



Date: 11.JUN.2002 10:31:49

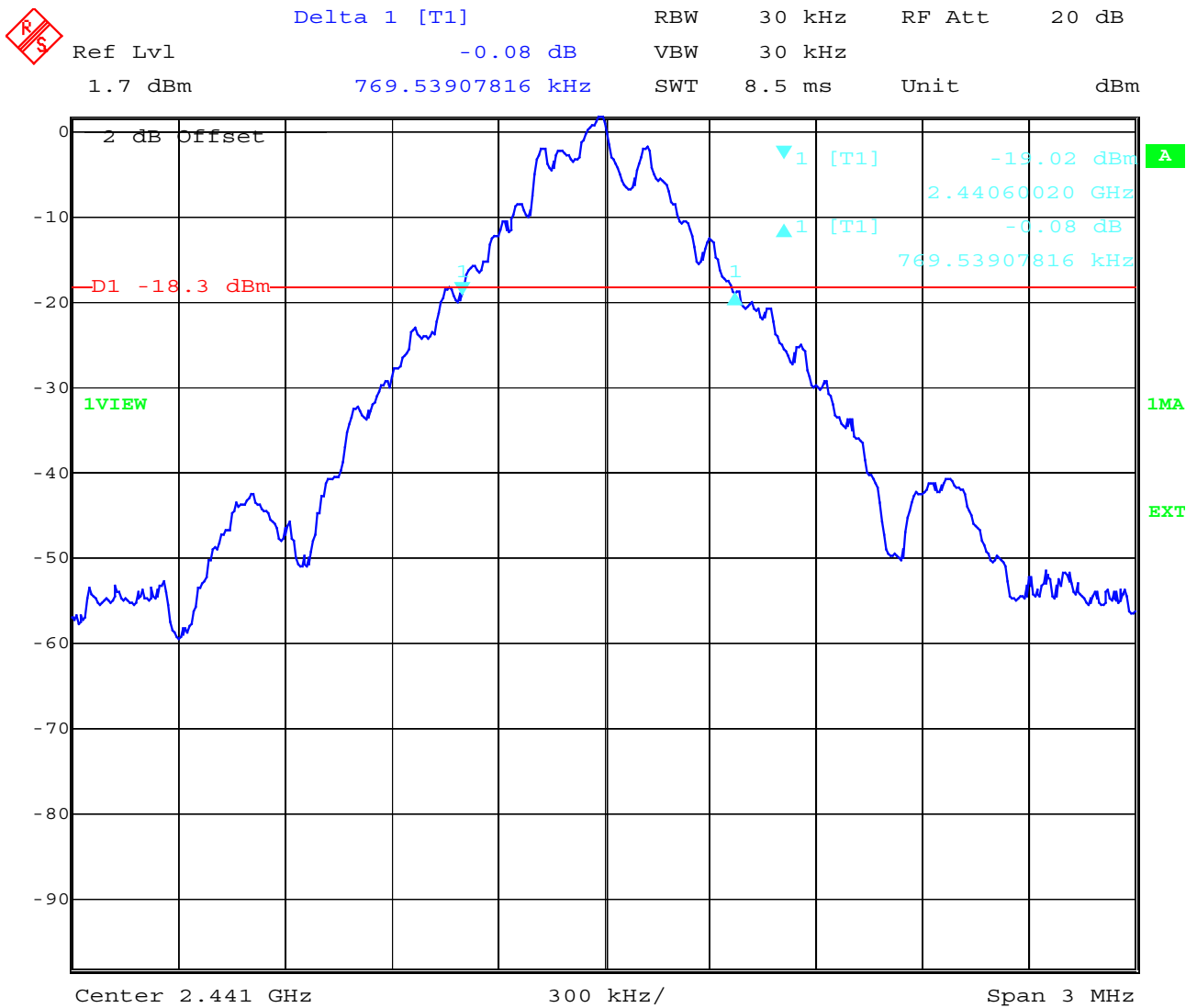
REFERENCE NUMBER(S) OF TEST EQUIPMENT USED
 (for reference numbers see test equipment listing)

Equipment under test : 713 05 01-BV
 Ambient temperature : 22.1°C
 Relative humidity : 32%

**Spectrum Bandwith of a FHSS System
 20 dB bandwidth**

§15.247(a)

Channel 2



Date: 11.JUN.2002 10:33:06

REFERENCE NUMBER(S) OF TEST EQUIPMENT USED
 (for reference numbers see test equipment listing)

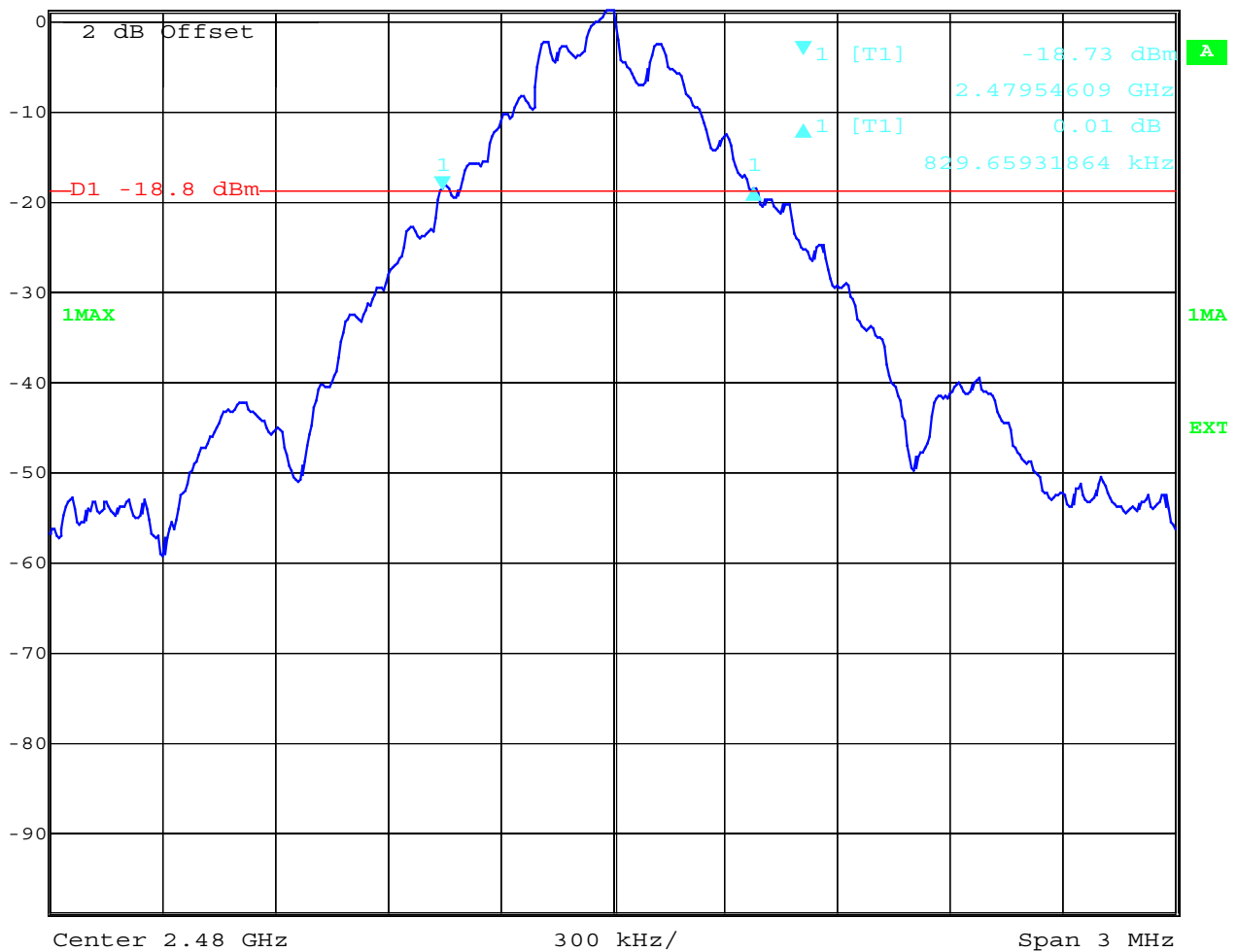
Equipment under test : 713 05 01-BV
 Ambient temperature : 22.1°C
 Relative humidity : 32%

Spectrum Bandwidth of a FHSS System
 20 dB bandwidth

§15.247(a)

Channel 3:

	Delta 1 [T1]	RBW	30 kHz	RF Att	20 dB
Ref Lvl	0.01 dB	VBW	30 kHz		
1.2 dBm	829.65931864 kHz	SWT	8.5 ms	Unit	dBm



Date: 11.JUN.2002 10:34:56

REFERENCE NUMBER(S) OF TEST EQUIPMENT USED

(for reference numbers see test equipment listing)

Equipment under test : 713 05 01-BV
 Ambient temperature : 22.1°C
 Relative humidity : 32%

**MAXIMUM PEAK OUTPUT POWER
 (conducted)**

SUBCLAUSE § 15.247 (b) (1)

TEST CONDITIONS		MAXIMUM PEAK OUTPUT POWER (mW)			
		2402	2442	2480	
Frequency (MHz)					
T _{nom} (25)°C	V _{nom} (3,6)V	PK	1.49	1.49	1.34
		AV	1.19	1.19	1.07
De facto EIRP (Antenna gain +5 dBi)		4.70 (+6.72 dBm)	4.72 (+6.74 dBm)	4.24 (+6.27 dBm)	
Measurement uncertainty		±3dB			

RBW / VBW : 3 MHz

LIMIT

SUBCLAUSE § 15.247 (b) (1)

Frequency range	RF power output
2400-2483.5 MHz	1.0 Watt

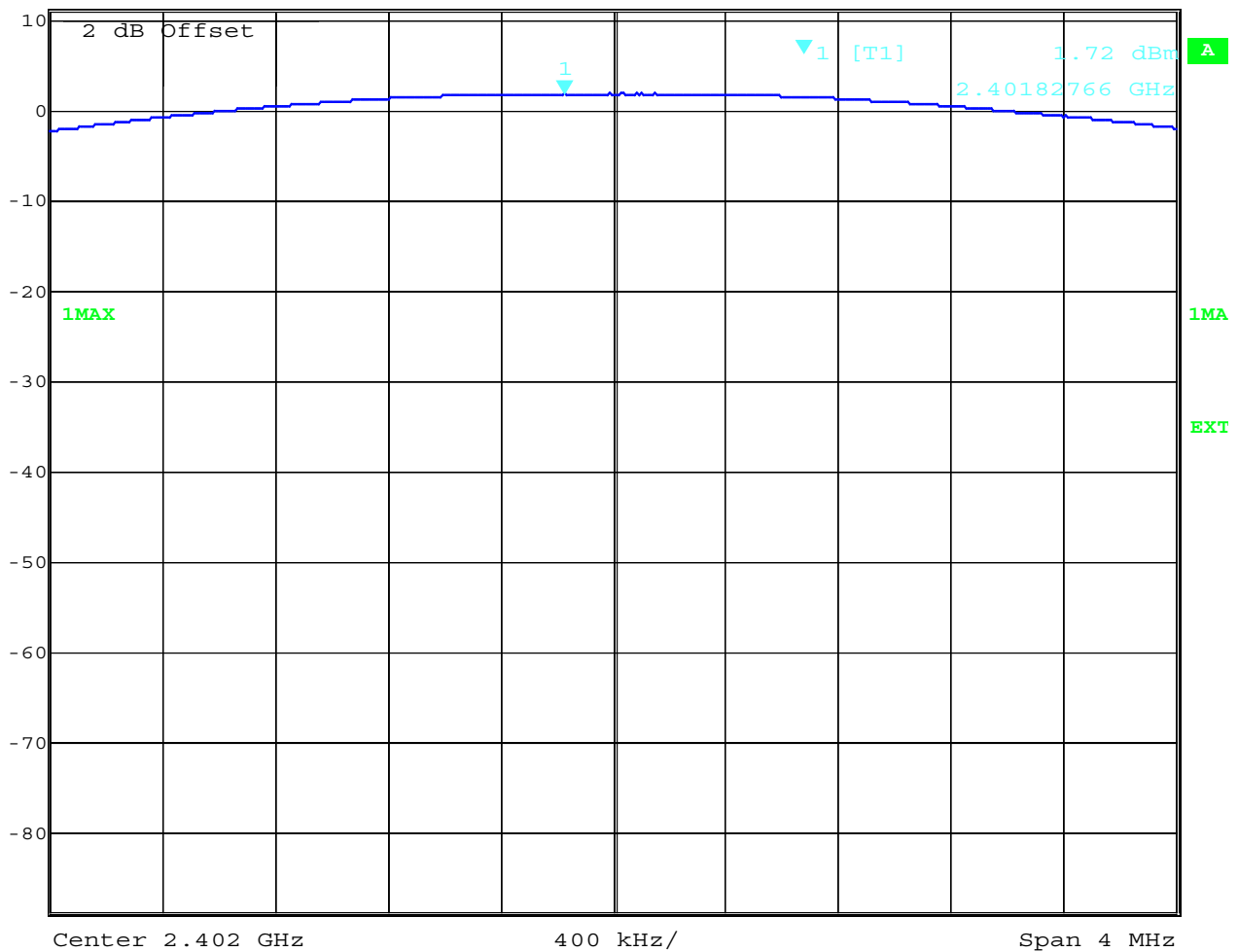
REFERENCE NUMBER(S) OF TEST EQUIPMENT USED
 (for reference numbers see test equipment listing)

Equipment under test : 713 05 01-BV
 Ambient temperature : 22.1°C
 Relative humidity : 32%

**MAXIMUM PEAK OUTPUT POWER
 (conducted)
 Channel 1**

SUBCLAUSE § 15.247 (b) (1)

Marker 1 [T1] RBW 3 MHz RF Att 20 dB
 Ref Lvl 11.2 dBm 1.72 dBm VBW 3 MHz
 2.40182766 GHz SWT 5 ms Unit dBm



Date: 11.JUN.2002 10:55:08

LIMIT

SUBCLAUSE § 15.247 (b) (1)

Frequency range	RF power output
2400-2483.5 MHz	1.0 Watt

REFERENCE NUMBER(S) OF TEST EQUIPMENT USED

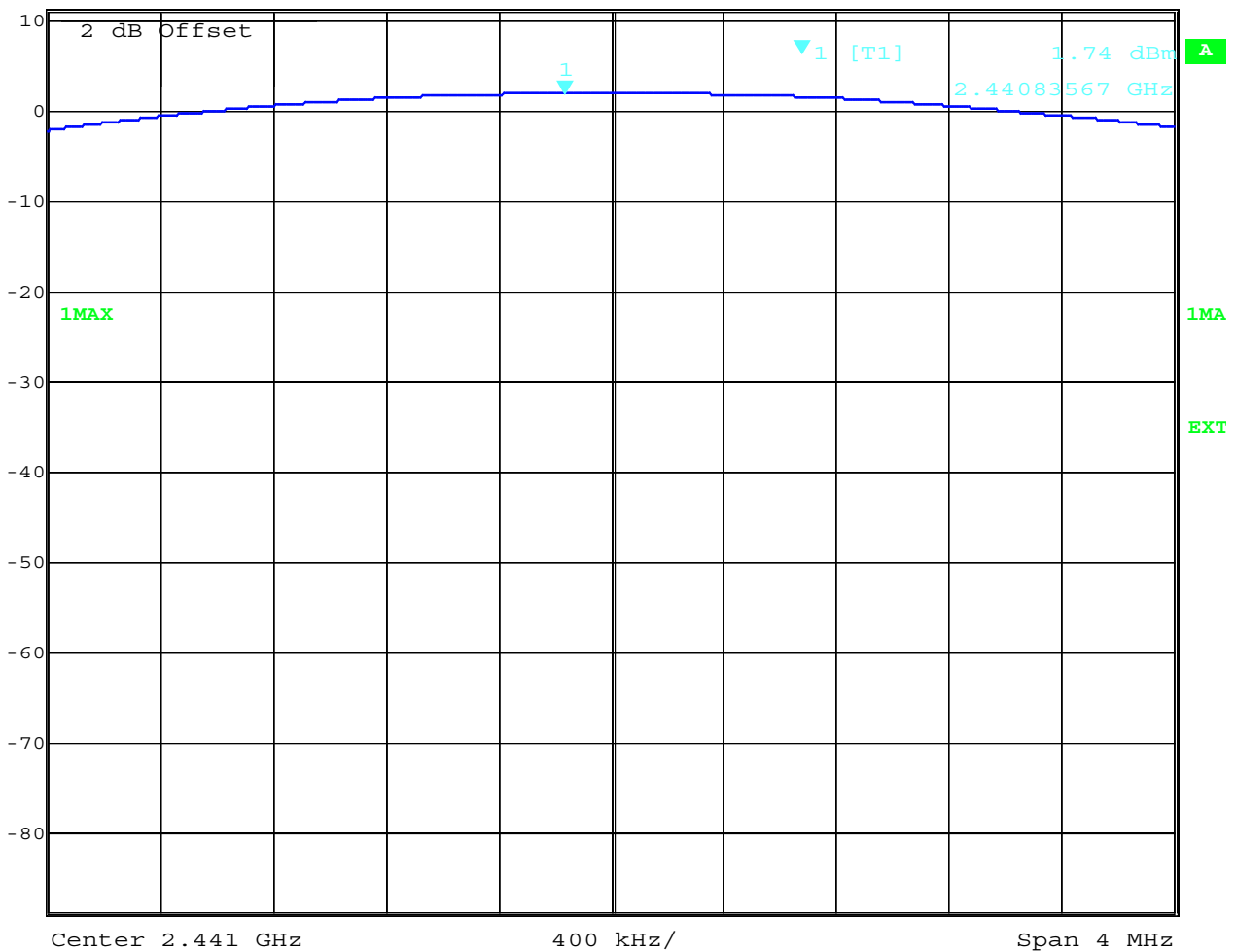
(for reference numbers see test equipment listing)

Equipment under test : 713 05 01-BV
 Ambient temperature : 22.1°C
 Relative humidity : 32%

MAXIMUM PEAK OUTPUT POWER
 (conducted)
 Channel 2

SUBCLAUSE § 15.247 (b) (1)

Marker 1 [T1]
RBW 3 MHz
RF Att 20 dB
Ref Lvl 11.2 dBm
1.74 dBm
VBW 3 MHz
2.44083567 GHz
SWT 5 ms
Unit dBm



Date: 11.JUN.2002 10:54:25

LIMIT **SUBCLAUSE § 15.247 (b) (1)**

Frequency range	RF power output
2400-2483.5 MHz	1.0 Watt

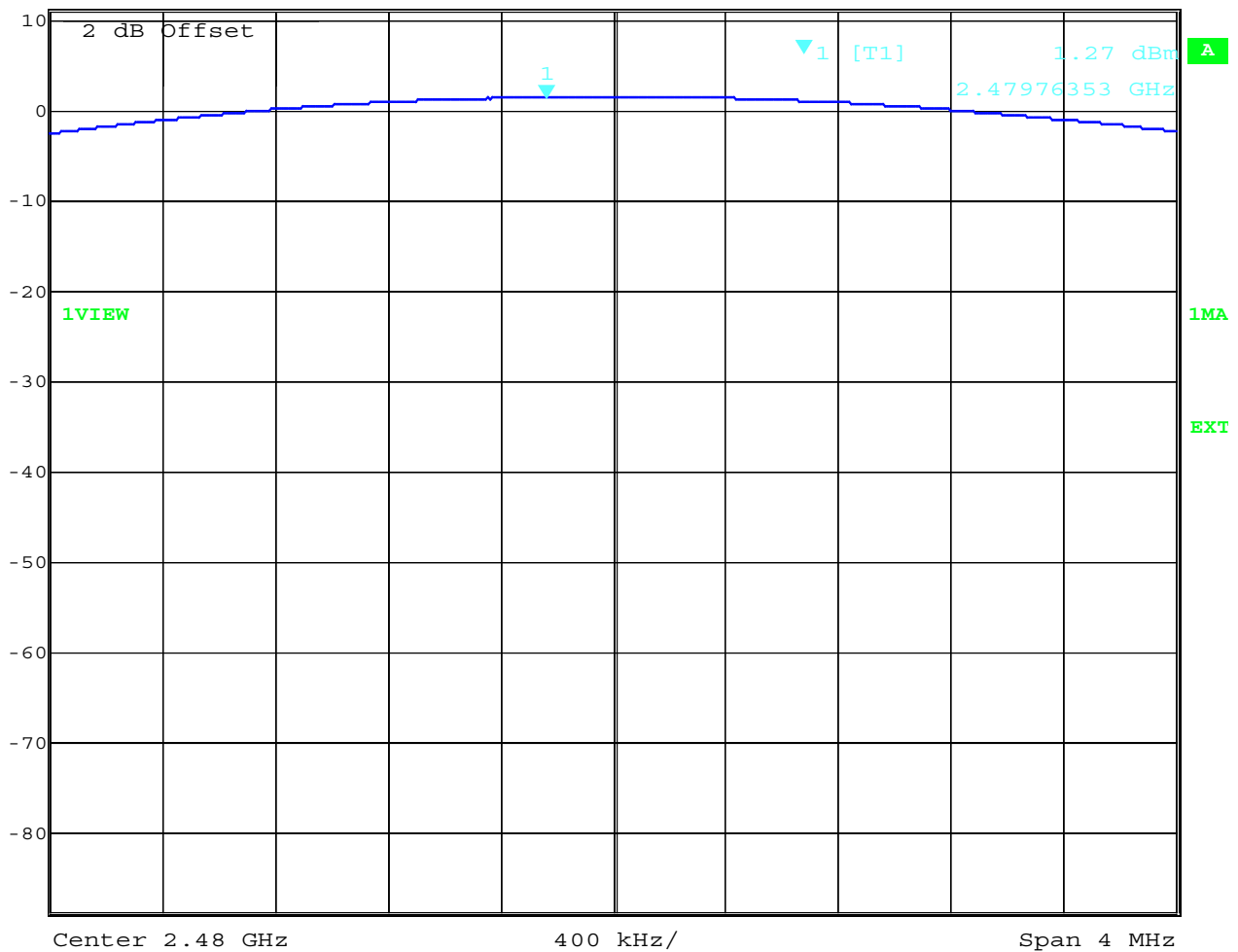
REFERENCE NUMBER(S) OF TEST EQUIPMENT USED
 (for reference numbers see test equipment listing)

Equipment under test : 713 05 01-BV
 Ambient temperature : 22.1°C
 Relative humidity : 32%

MAXIMUM PEAK OUTPUT POWER
 (conducted)
 Channel 3

SUBCLAUSE § 15.247 (b) (1)

Marker 1 [T1] RBW 3 MHz RF Att 20 dB
 Ref Lvl 1.27 dBm VBW 3 MHz
 11.2 dBm 2.47976353 GHz SWT 5 ms Unit dBm



Date: 11.JUN.2002 10:53:28

LIMIT

SUBCLAUSE § 15.247 (b) (1)

Frequency range	RF power output
2400-2483.5 MHz	1.0 Watt

REFERENCE NUMBER(S) OF TEST EQUIPMENT USED

(for reference numbers see test equipment listing)

Equipment under test : 713 05 01-BV
 Ambient temperature : 22.1°C
 Relative humidity : 32%

**MAXIMUM PEAK OUTPUT POWER
 (RADIATED)**

SUBCLAUSE § 15.247 (b) (1)

TEST CONDITIONS		MAXIMUM PEAK OUTPUT POWER (mW)		
		2402	2441	2480
Frequency (MHz)				
T _{nom} (23,5)°C	V _{nom} (3,6)V	2.20	1.55	1.26
Maximum deviation from output power under extreme test conditions (dBc)		not applicable	not applicable	not applicable
Measurement uncertainty		±3dB		

RBW/VBW : 3 MHz

Measured at a distance of 3m

LIMIT

SUBCLAUSE § 15.247 (b) (1)

Frequency range	RF power output
2400-2483.5 MHz	1.0 Watt

REFERENCE NUMBER(S) OF TEST EQUIPMENT USED
 (for reference numbers see test equipment listing)

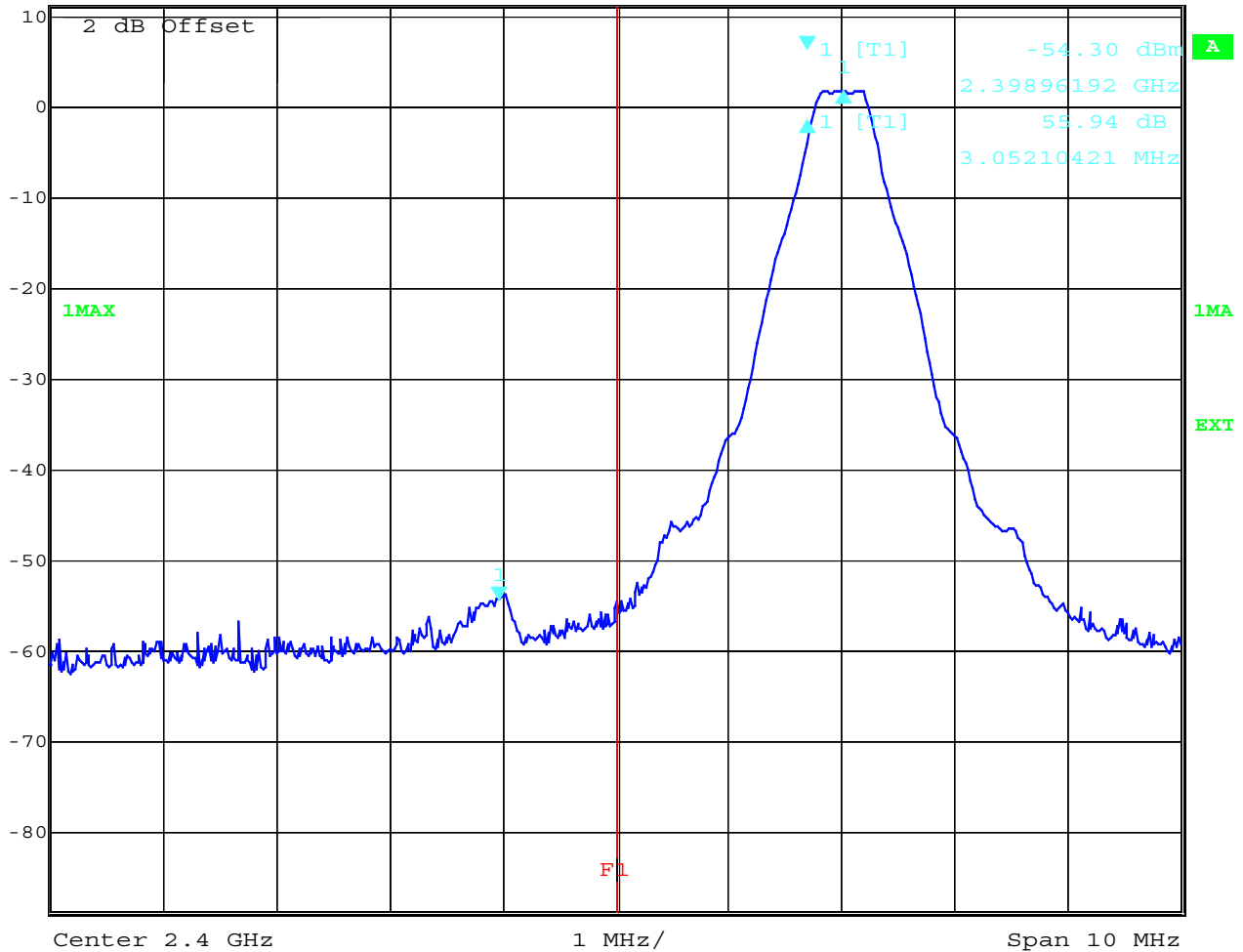
Equipment under test : 713 05 01-BV
 Ambient temperature : 22.1°C
 Relative humidity : 32%

Band-edge compliance of conducted emissions

§15.247 (c)

Low frequency section (hopping off)

Delta 1 [T1] RBW 200 kHz RF Att 20 dB
 Ref Lvl 55.94 dB VBW 200 kHz
 11.2 dBm 3.05210421 MHz SWT 5 ms Unit dBm



Date: 11.JUN.2002 10:57:01

REFERENCE NUMBER(S) OF TEST EQUIPMENT USED
 (for reference numbers see test equipment listing)

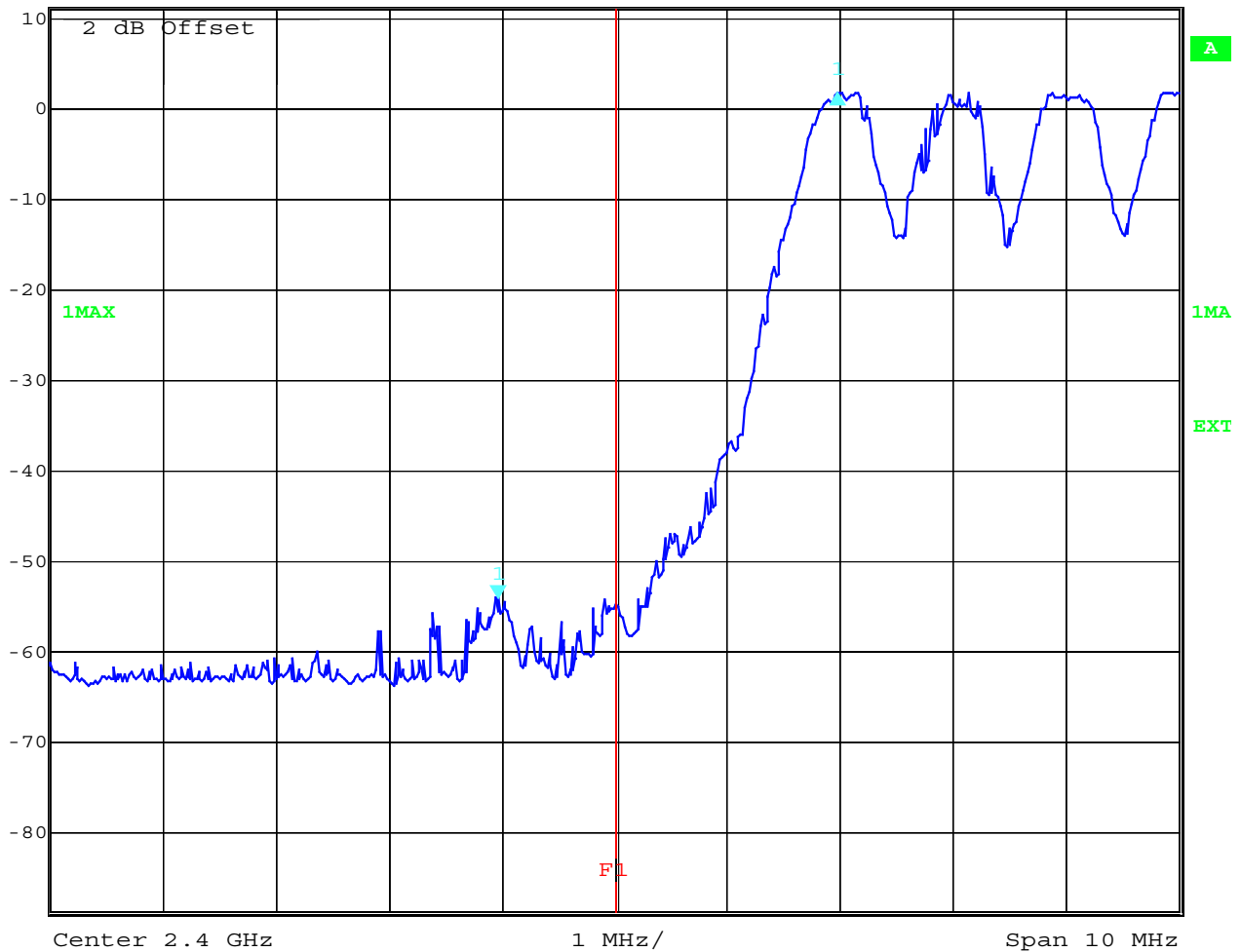
Equipment under test : 713 05 01-BV
 Ambient temperature : 22.1°C
 Relative humidity : 32%

Band-edge compliance of conducted emissions

§15.247 (c)

Low frequency section (hopping on)

	Delta 1 [T1]	RBW	200 kHz	RF Att	20 dB	
	Ref Lvl	55.72 dB	VBW	200 kHz		
	11.2 dBm	3.01202405 MHz	SWT	5 ms	Unit	dBm



Date: 11.JUN.2002 11:00:58

REFERENCE NUMBER(S) OF TEST EQUIPMENT USED
 (for reference numbers see test equipment listing)

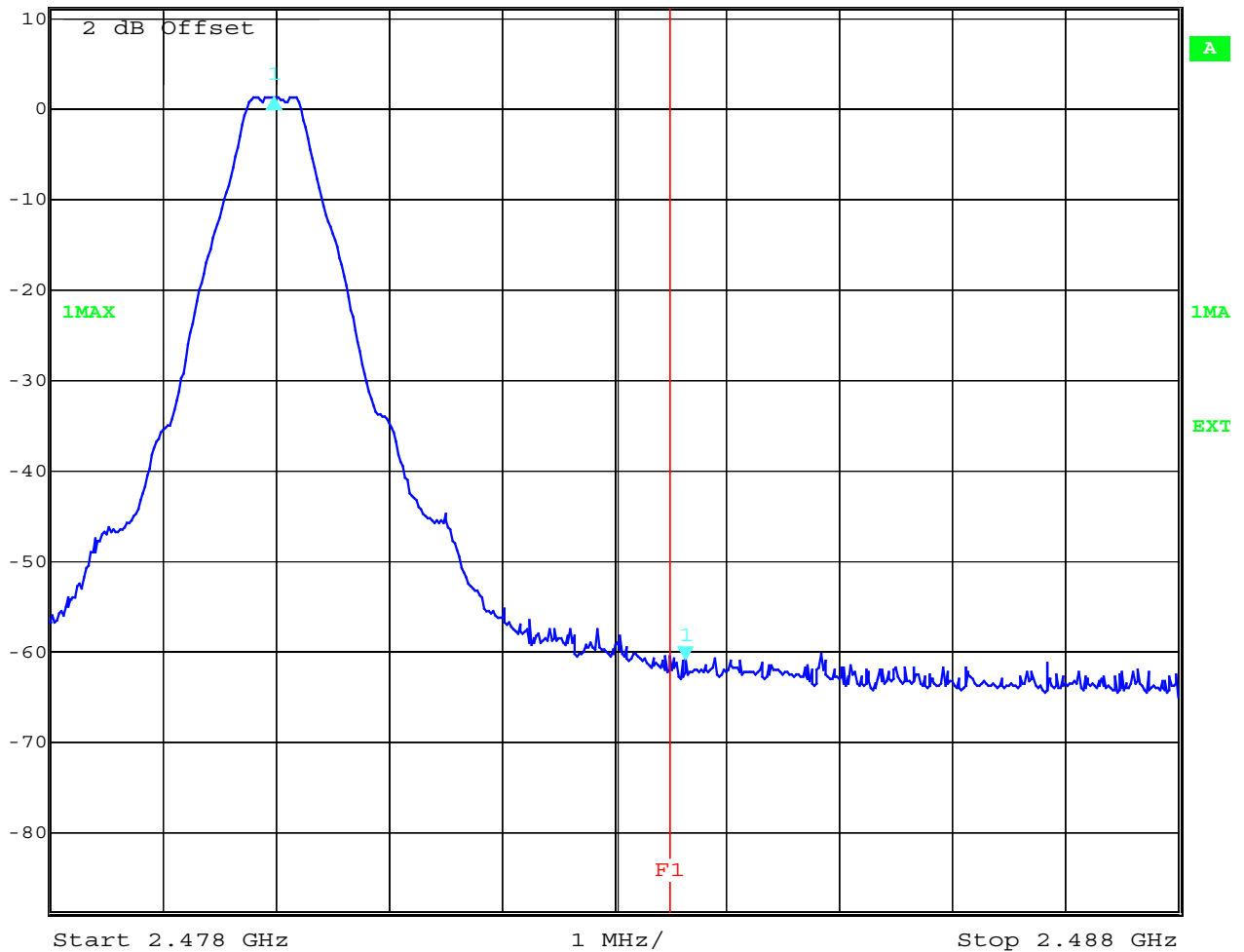
Equipment under test : 713 05 01-BV
 Ambient temperature : 22.1°C
 Relative humidity : 32%

Band-edge compliance of conducted emissions

§15.247 (c)

high frequency section (hopping off)

Delta 1 [T1] RBW 200 kHz RF Att 20 dB
 Ref Lvl 62.16 dB VBW 200 kHz
 11.2 dBm -3.64729459 MHz SWT 5 ms Unit dBm



Date: 11.JUN.2002 11:03:52

REFERENCE NUMBER(S) OF TEST EQUIPMENT USED
 (for reference numbers see test equipment listing)

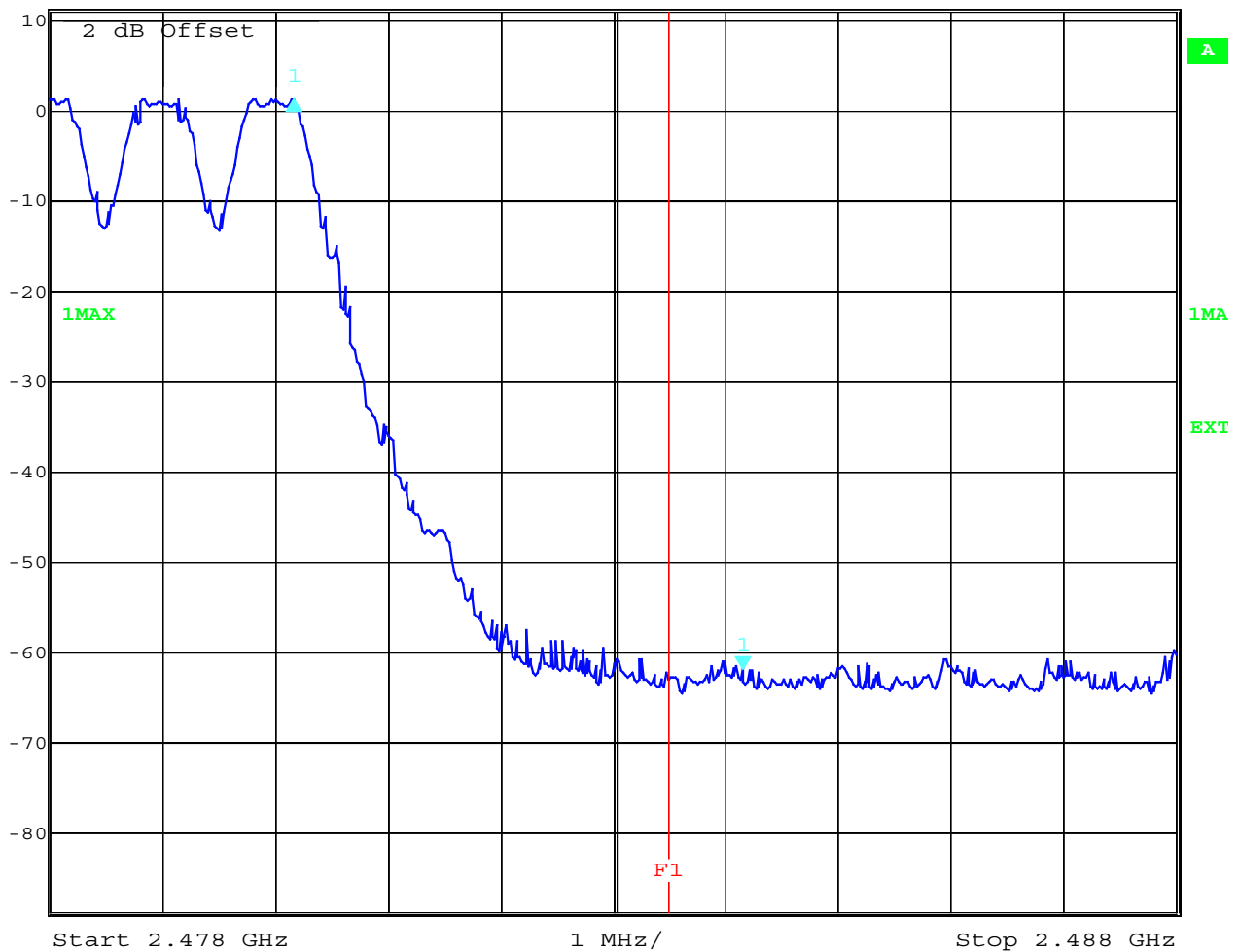
Equipment under test : 713 05 01-BV
 Ambient temperature : 22.1°C
 Relative humidity : 32%

Band-edge compliance of conducted emissions

§15.247 (c)

high frequency section (hopping on)

	Delta 1 [T1]	RBW	200 kHz	RF Att	20 dB
	Ref Lvl	63.17 dB	VBW	200 kHz	
	11.2 dBm	-3.98797595 MHz	SWT	5 ms	Unit dBm

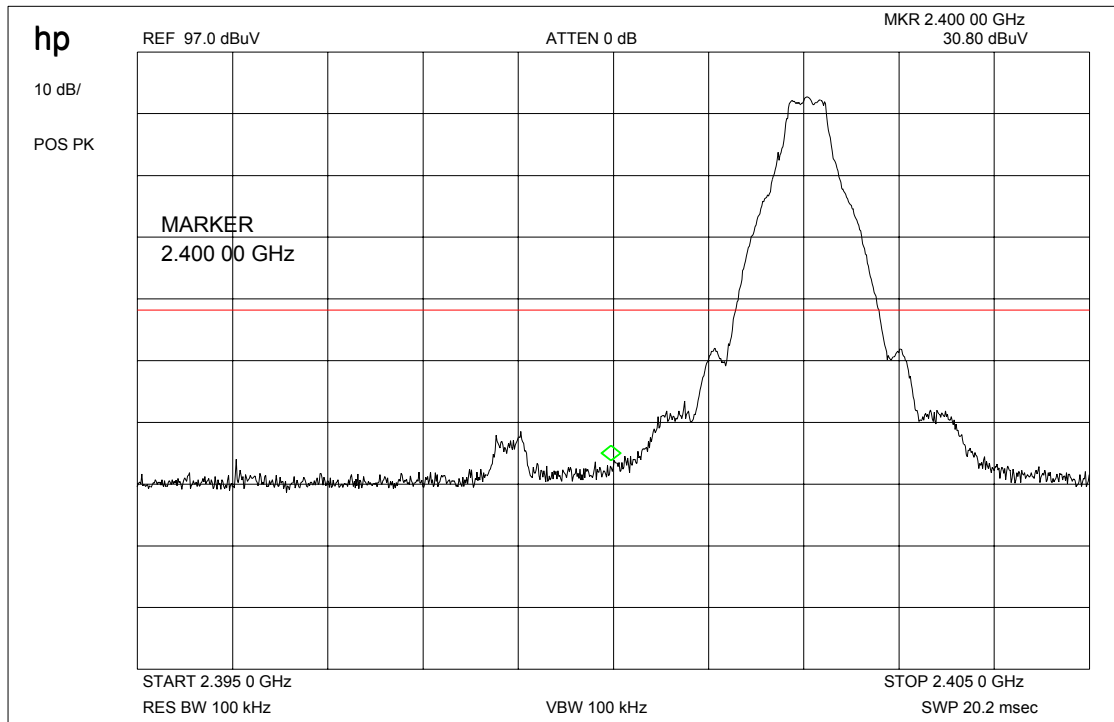


Date: 11.JUN.2002 11:02:59

REFERENCE NUMBER(S) OF TEST EQUIPMENT USED
 (for reference numbers see test equipment listing)

Equipment under test : 713 05 01-BV
Ambient temperature : 22.1°C
Relative humidity : 32%

Band-edge compliance radiated

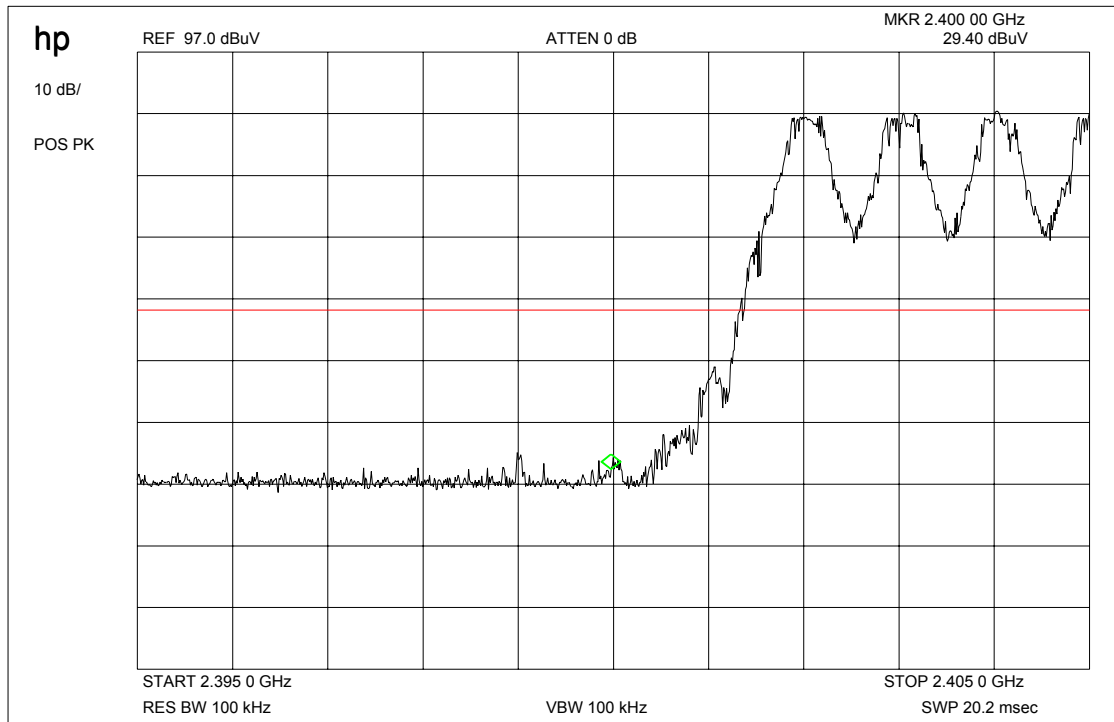


Limit Line 54 dBμV/m

REFERENCE NUMBER(S) OF TEST EQUIPMENT USED
(for reference numbers see test equipment listing)

Equipment under test : 713 05 01-BV
Ambient temperature : 22.1°C
Relative humidity : 32%

Band-edge compliance radiated

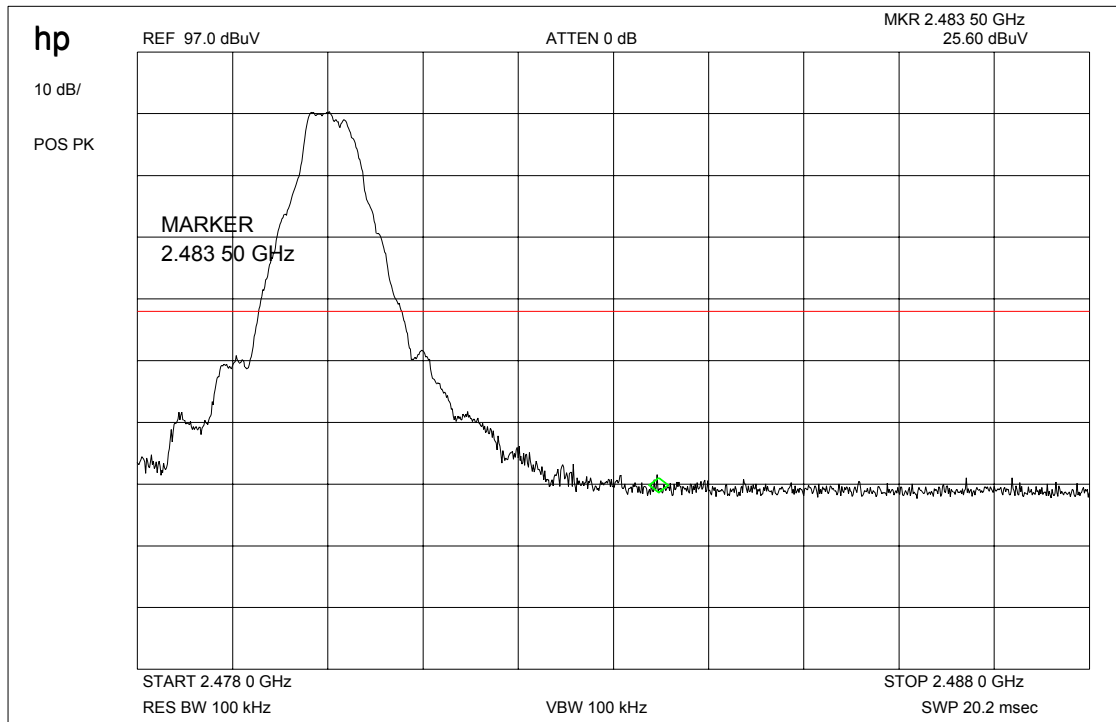


This measurement was made to show that the behavior of the system is conform to FCC 15.205 (restricted bands)

REFERENCE NUMBER(S) OF TEST EQUIPMENT USED
(for reference numbers see test equipment listing)

Equipment under test : 713 05 01-BV
Ambient temperature : 22.1°C
Relative humidity : 32%

Band-edge compliance radiated

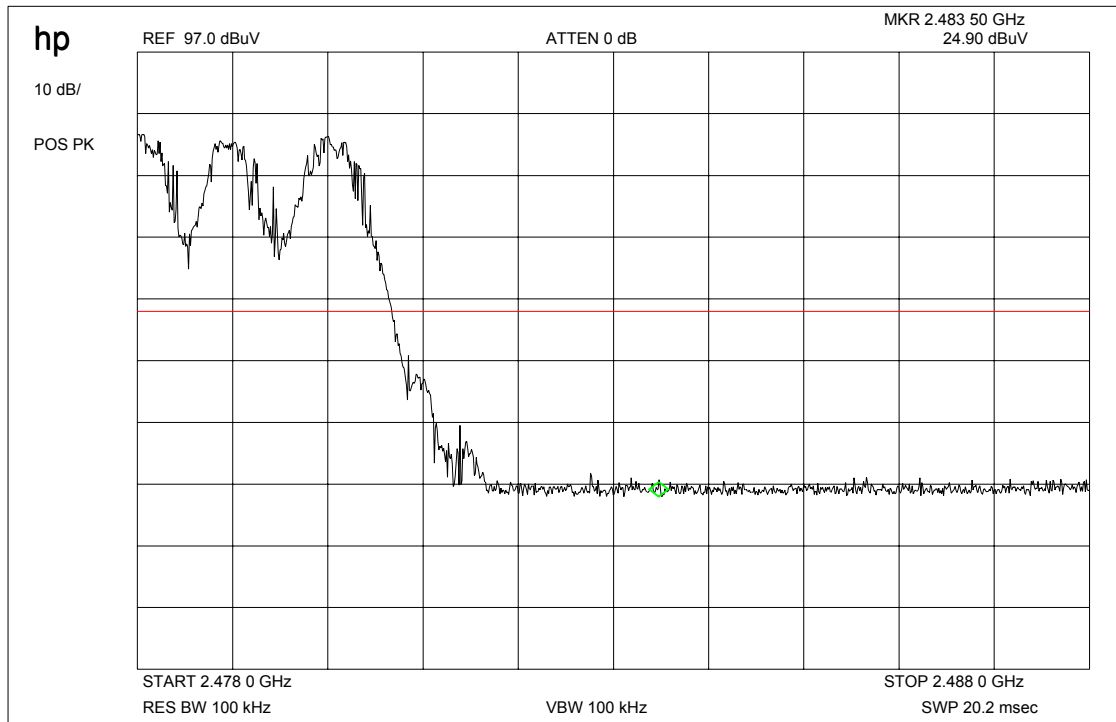


This measurement was made to show that the behavior of the system is conform to FCC 15.205 (restricted bands)

**REFERENCE NUMBER(S) OF TEST EQUIPMENT USED
(for reference numbers see test equipment listing)**

Equipment under test : 713 05 01-BV
Ambient temperature : 22.1°C
Relative humidity : 32%

Band-edge compliance radiated



This measurement was made to show that the behavior of the system is conform to FCC 15.205 (restricted bands)

REFERENCE NUMBER(S) OF TEST EQUIPMENT USED
(for reference numbers see test equipment listing)

Equipment under test : 713 05 01-BV

Ambient temperature : 22.1°C

Relative humidity : 32%

EMISSION LIMITATIONS- Conducted (Transmitter)

§ 15.247 (c) (1)

EMISSION LIMITATIONS					
f (MHz)		amplitude of emission (dBm)	limit max. allowed emission power	actual attenuation below frequency of operation (dB)	results
2402		+1.72	30 dBm	-	Operating frequency
all peaks <<limit			-20 dBc	see plot	complies
2441		+1.74	30 dBm	-	Operating frequency
all peaks <<limit			-20 dBc	see plot	complies
2480		+1.27	30 dBm		Operating frequency
all peaks <<limit			-20 dBc	see plot	complies
Measurement uncertainty		± 3dB			

RBW : 100 kHz VBW: 1 MHz

For emissions that fall into restricted bands you find the radiated emissions later in the report.

LIMITS

SUBCLAUSE § 15.247 (c)

In any 100 kHz bandwidth outside the frequency band at least 20dB below the highest level of the desired power. In addition, radiated emissions which fall in the restricted bands, as defined in §15.205(a), must also comply with the radiated emission limits specified in §15.209(a) (see §15.205(c)).

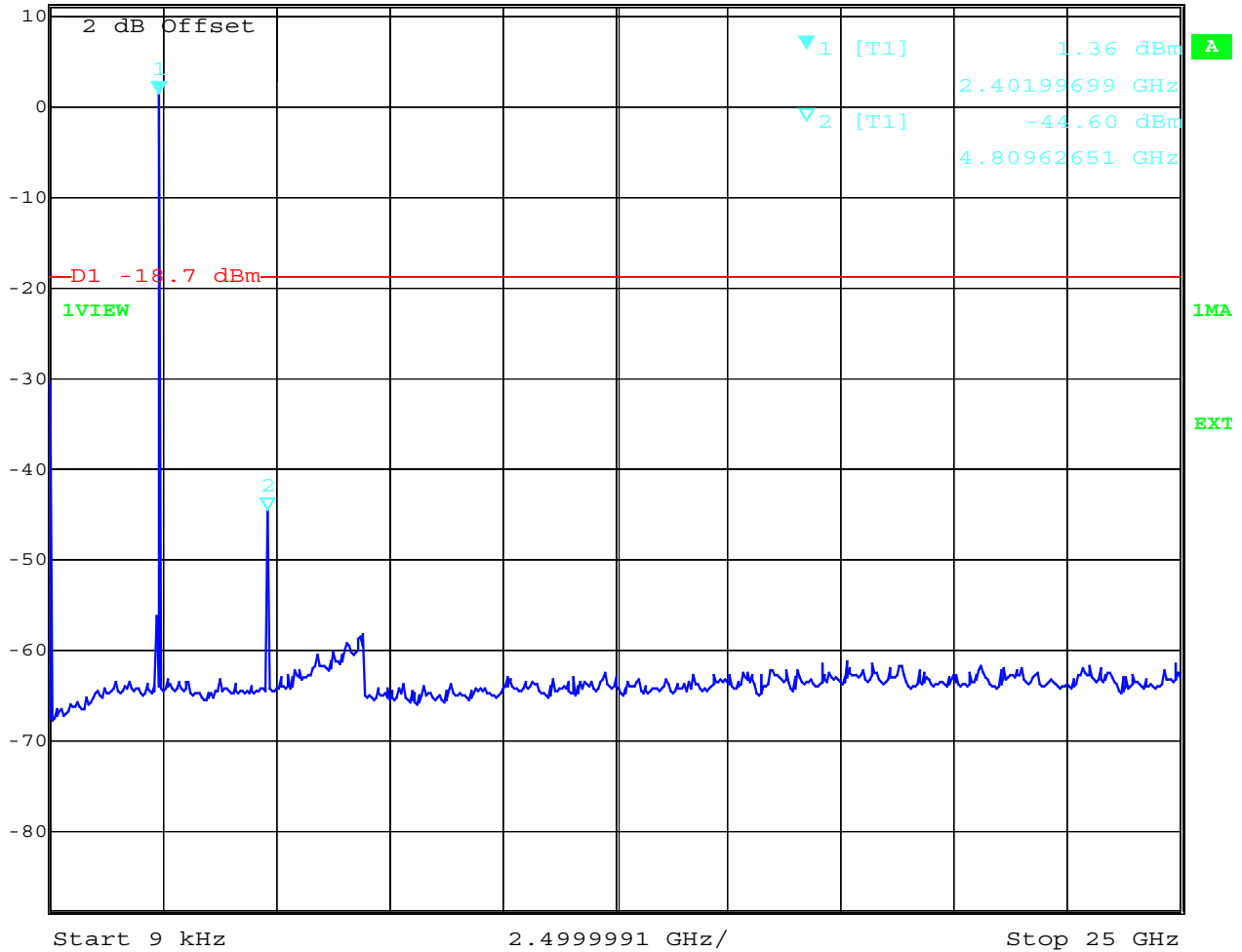
REFERENCE NUMBER(S) OF TEST EQUIPMENT USED
(for reference numbers see test equipment listing)

Equipment under test : 713 05 01-BV
 Ambient temperature : 22.1°C
 Relative humidity : 32%

EMISSION LIMITATIONS- Conducted (Transmitter)
Channel 1: 9 kHz - 25 GHz

§ 15.247 (c) (1)

	Ref Lvl	11.2 dBm	Marker 1 [T1]	1.36 dBm	RBW	100 kHz	RF Att	20 dB
				2.40199699 GHz	VBW	100 kHz		
					SWT	6.4 s	Unit	dBm



Date: 11.JUN.2002 11:12:18

RBW:100 kHz / VBW: 1MHz

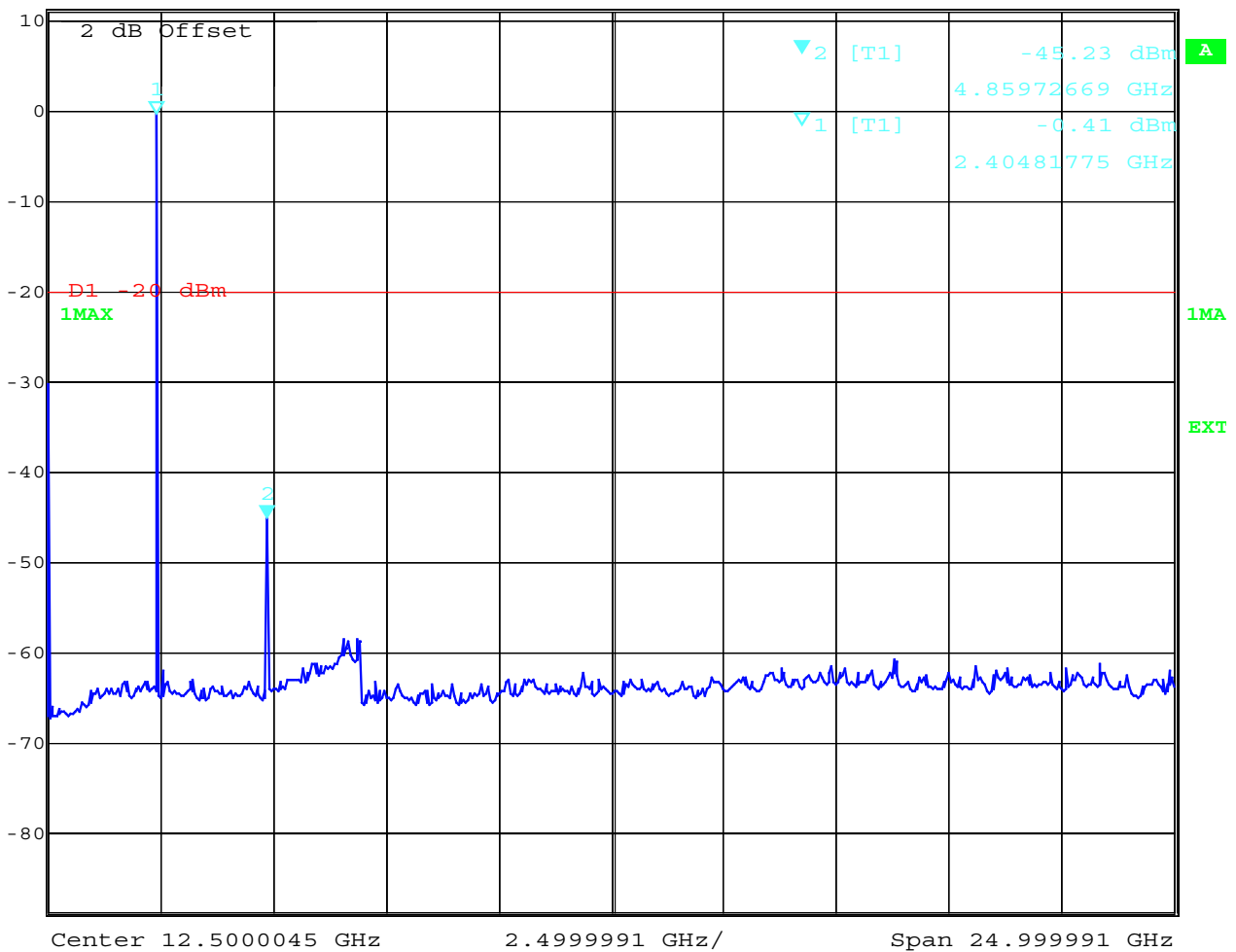
REFERENCE NUMBER(S) OF TEST EQUIPMENT USED
 (for reference numbers see test equipment listing)

Equipment under test : 713 05 01-BV
 Ambient temperature : 22.1°C
 Relative humidity : 32%

EMISSION LIMITATIONS- Conducted (Transmitter)
Channel 2: 9 kHz – 25 GHz

§ 15.247 (c) (1)

	Marker 2 [T1]	RBW	100 kHz	RF Att	20 dB
	Ref Lvl	-45.23 dBm	VBW	100 kHz	
	11.2 dBm	4.85972669 GHz	SWT	6.4 s	Unit dBm



Date: 11.JUN.2002 11:07:58
RBW:100 kHz / VBW: 1MHz

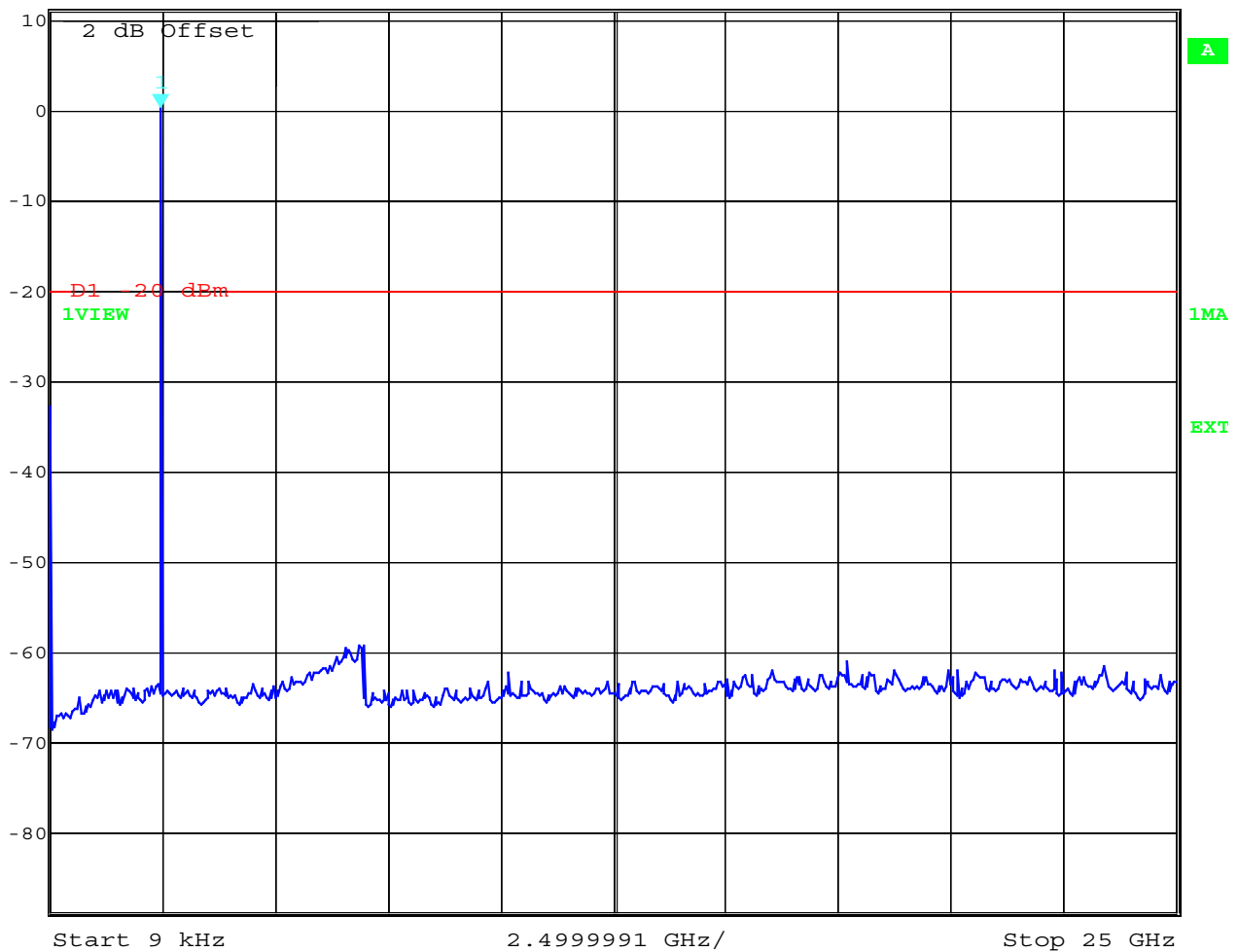
Equipment under test : 713 05 01-BV
 Ambient temperature : 22.1°C
 Relative humidity : 32%

EMISSION LIMITATIONS- Conducted (Transmitter)

§ 15.247 (c) (1)

Channel 3: 9kHz – 25 GHz

	Marker 1 [T1]	RBW	100 kHz	RF Att	20 dB
	Ref Lvl	0.45 dBm	VBW	100 kHz	
	11.2 dBm	2.45491794 GHz	SWT	6.4 s	Unit dBm



Date: 11.JUN.2002 11:06:18

RBW:100 kHz / VBW: 1MHz

REFERENCE NUMBER(S) OF TEST EQUIPMENT USED
 (for reference numbers see test equipment listing)

Equipment under test : 713 05 01-BV
 Ambient temperature : 22.1°C
 Relative humidity : 32%

SPURIOUS RADIATED EMISSION § 15.247 (c) (1)
Channel 0 (2402 MHz)

Data File : /2885_05.DOC 14 Jun 2002

No	EMISSION	SPEC	MEASUREMENTS			SITE			CORR	COMMENTS
	FREQUENCY MHz	LIMIT dBuV/m	ABS	dLIM dB	MODE	POL	HGT cm	AZM deg	FACTOR dB	

No peaks found.

Channel 39 (2441 MHz)

Data File : /2885_10.DOC 14 Jun 2002

No	EMISSION	SPEC	MEASUREMENTS			SITE			CORR	COMMENTS
	FREQUENCY MHz	LIMIT dBuV/m	ABS	dLIM dB	MODE	POL	HGT cm	AZM deg	FACTOR dB	
1	30.806	29.5	20.5	-9.0	QP	V	102	7	18.6	
2	73.0	29.5	17.8	-11.7	PK	V	97	360	N/T	
3	184.6	33.0	22.2	-10.9	PK	V	97	360	N/T	
4	193.7	33.0	22.2	-10.8	PK	V	97	360	N/T	

Channel 78 (2480 MHz)

Data File : /2885_15.DOC 14 Jun 2002

No	EMISSION	SPEC	MEASUREMENTS			SITE			CORR	COMMENTS
	FREQUENCY MHz	LIMIT dBuV/m	ABS	dLIM dB	MODE	POL	HGT cm	AZM deg	FACTOR dB	
1	30.523	29.5	20.1	-9.4	QP	V	102	5	18.7	
2	32.100	29.5	19.8	-9.7	QP	H	102	8	18.	
3	34.400	29.5	18.9	-10.7	QP	V	105	9	16.9	
4	38.300	29.5	16.9	-12.6	QP	H	102	166	14.9	
5	39.0	29.5	24.1	-5.4	PK	V	97	360	N/T	

N/T in CORR FACTOR column denotes a non-traceable signal.

LIMITS SUBCLAUSE § 15.247 (c)

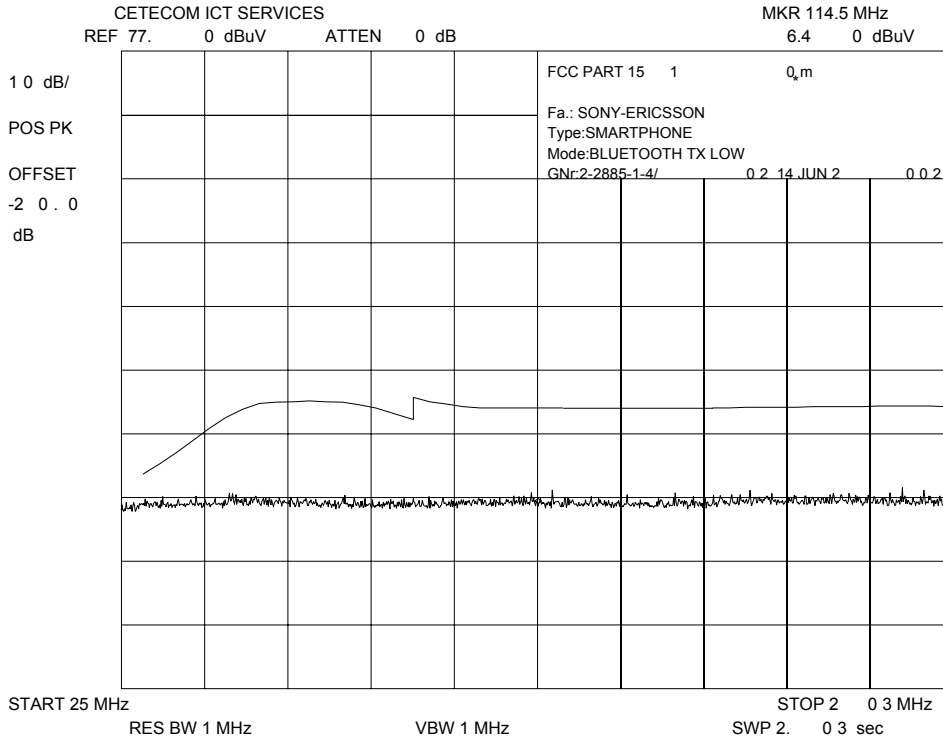
In any 100 kHz bandwidth outside the frequency band at least 20dB below the highest level of the desired power. In addition, radiated emissions which fall in the restricted bands, as defined in §15.205(a), must also comply with the radiated emission limits specified in §15.209(a) (see §15.205(c)).

REFERENCE NUMBER(S) OF TEST EQUIPMENT USED
 (for reference numbers see test equipment listing)

Equipment under test : 713 05 01-BV
 Ambient temperature : 22.1°C
 Relative humidity : 32%

EMISSION LIMITATIONS (Transmitter) SUBCLAUSE § 15.247 (c) (1)

2402 MHz



$f < 1 \text{ GHz} : \text{RBW/VBW}: 100 \text{ kHz}$

$f \geq 1 \text{ GHz} : \text{RBW/VBW}: 1 \text{ MHz}$

LIMITS

SUBCLAUSE § 15.247 (c)

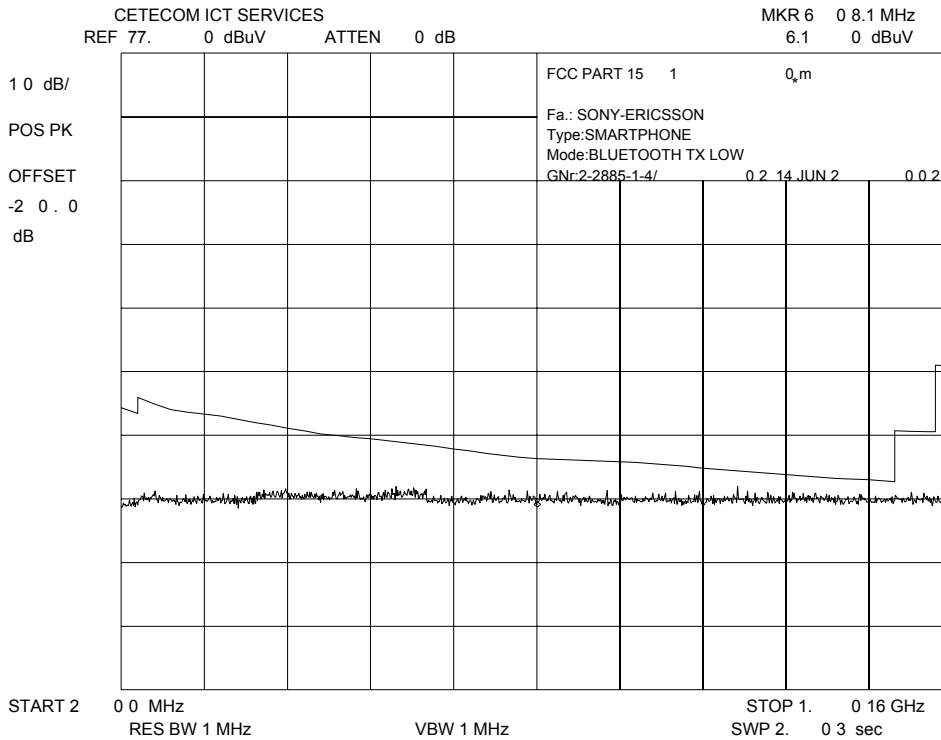
In any 100 kHz bandwidth outside the frequency band at least 20dB below the highest level of the desired power. In addition, radiated emissions which fall in the restricted bands, as defined in §15.205(a), must also comply with the radiated emission limits specified in §15.209(a) (see §15.205(c)).

REFERENCE NUMBER(S) OF TEST EQUIPMENT USED
 (for reference numbers see test equipment listing)

Equipment under test : 713 05 01-BV
 Ambient temperature : 22.1°C
 Relative humidity : 32%

EMISSION LIMITATIONS (Transmitter) SUBCLAUSE § 15.247 (c) (1)

2402 MHz



$f < 1 \text{ GHz} : \text{RBW/VBW: } 100 \text{ kHz}$

$f \geq 1 \text{ GHz} : \text{RBW/VBW: } 1 \text{ MHz}$

LIMITS

SUBCLAUSE § 15.247 (c)

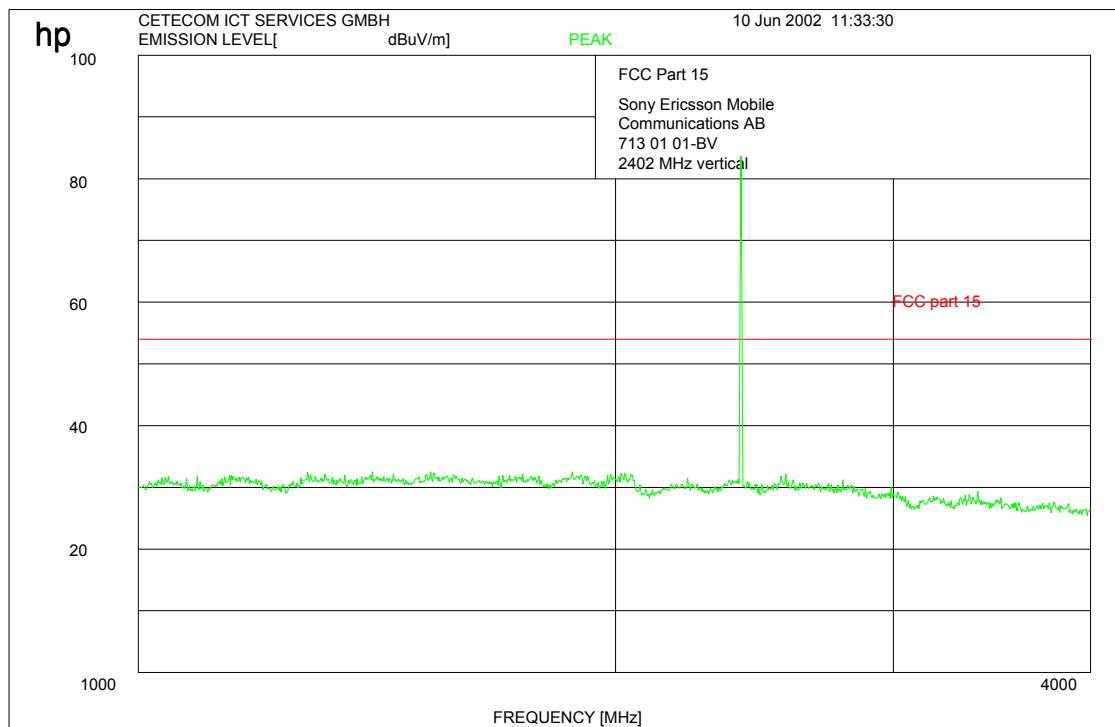
In any 100 kHz bandwidth outside the frequency band at least 20dB below the highest level of the desired power. In addition, radiated emissions which fall in the restricted bands, as defined in §15.205(a), must also comply with the radiated emission limits specified in §15.209(a) (see §15.205(c)).

REFERENCE NUMBER(S) OF TEST EQUIPMENT USED
 (for reference numbers see test equipment listing)

Equipment under test : 713 05 01-BV
 Ambient temperature : 22.1°C
 Relative humidity : 32%

EMISSION LIMITATIONS (Transmitter) SUBCLAUSE § 15.247 (c) (1)

2402 MHz



$f < 1 \text{ GHz} : \text{RBW/VBW: } 100 \text{ kHz}$

$f \geq 1 \text{ GHz} : \text{RBW/VBW: } 1 \text{ MHz}$

LIMITS

SUBCLAUSE § 15.247 (c)

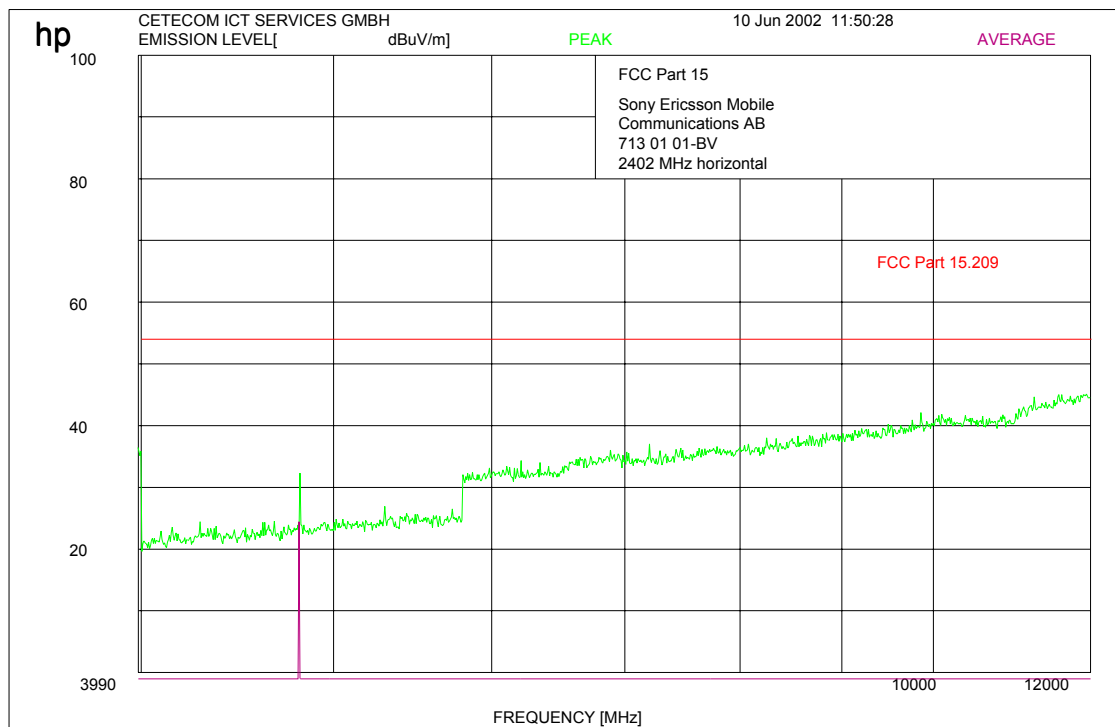
In any 100 kHz bandwidth outside the frequency band at least 20dB below the highest level of the desired power. In addition, radiated emissions which fall in the restricted bands, as defined in §15.205(a), must also comply with the radiated emission limits specified in §15.209(a) (see §15.205(c)).

REFERENCE NUMBER(S) OF TEST EQUIPMENT USED
 (for reference numbers see test equipment listing)

Equipment under test : 713 05 01-BV
 Ambient temperature : 22.1°C
 Relative humidity : 32%

EMISSION LIMITATIONS (Transmitter) SUBCLAUSE § 15.247 (c) (1)

2402 MHz



$f < 1 \text{ GHz} : \text{RBW/VBW: } 100 \text{ kHz}$

$f \geq 1 \text{ GHz} : \text{RBW/VBW: } 1 \text{ MHz}$

LIMITS

SUBCLAUSE § 15.247 (c)

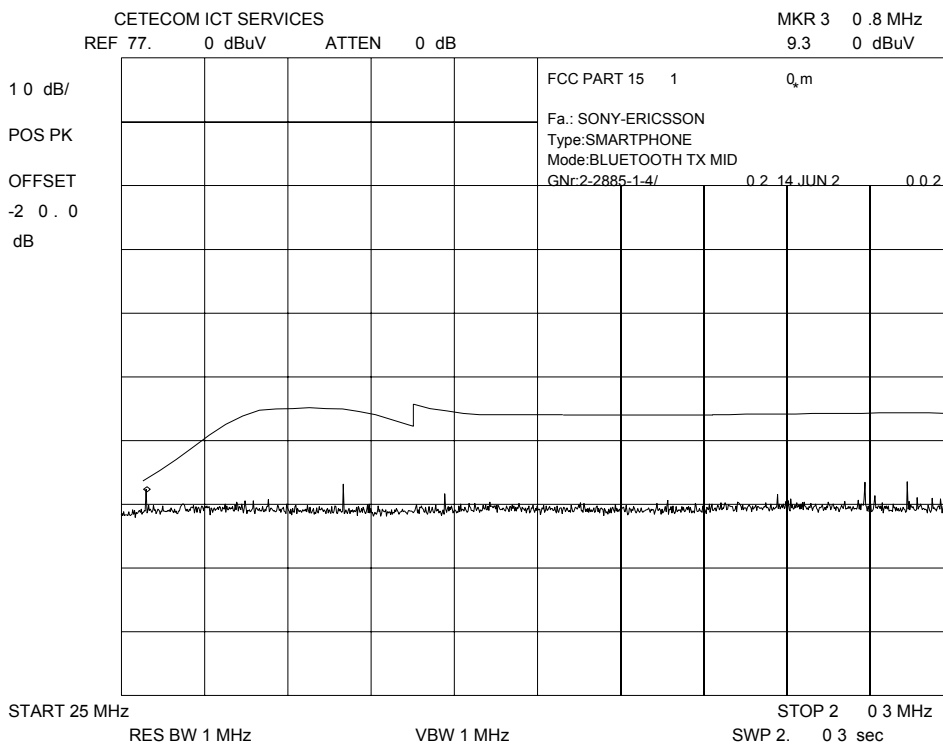
In any 100 kHz bandwidth outside the frequency band at least 20dB below the highest level of the desired power. In addition, radiated emissions which fall in the restricted bands, as defined in §15.205(a), must also comply with the radiated emission limits specified in §15.209(a) (see §15.205(c)).

REFERENCE NUMBER(S) OF TEST EQUIPMENT USED
 (for reference numbers see test equipment listing)

Equipment under test : 713 05 01-BV
 Ambient temperature : 22.1°C
 Relative humidity : 32%

EMISSION LIMITATIONS (Transmitter) SUBCLAUSE § 15.247 (c) (1)

2441 MHz



$f < 1 \text{ GHz} : \text{RBW/VBW: } 100 \text{ kHz}$ $f \geq 1 \text{ GHz} : \text{RBW/VBW: } 1 \text{ MHz}$

LIMITS

SUBCLAUSE § 15.247 (c)

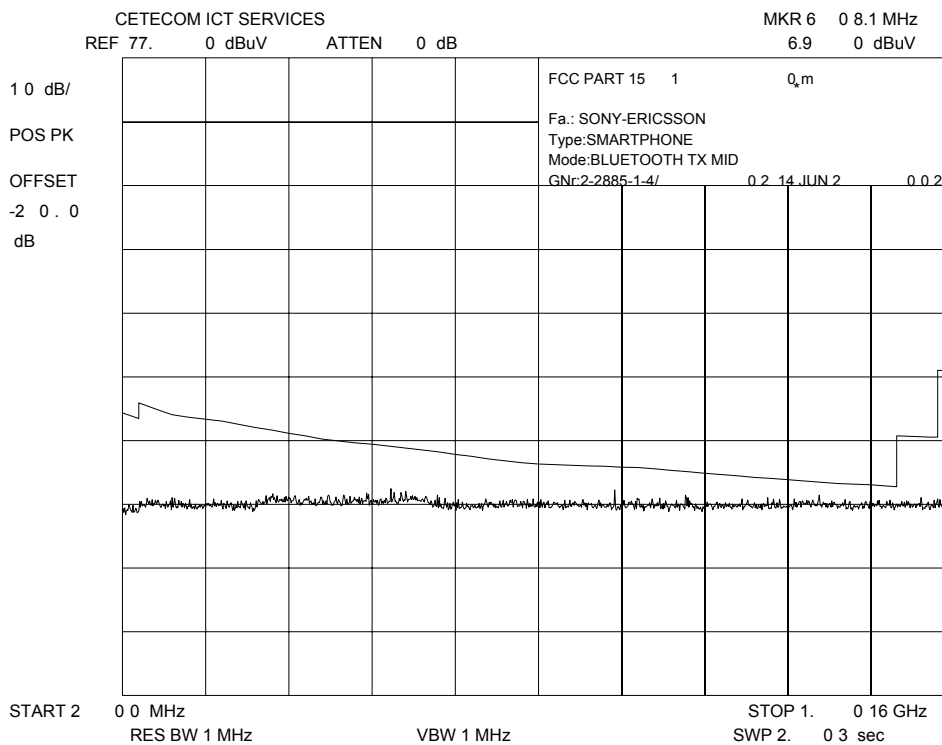
In any 100 kHz bandwidth outside the frequency band at least 20dB below the highest level of the desired power. In addition, radiated emissions which fall in the restricted bands, as defined in §15.205(a), must also comply with the radiated emission limits specified in §15.209(a) (see §15.205(c)).

REFERENCE NUMBER(S) OF TEST EQUIPMENT USED
 (for reference numbers see test equipment listing)

Equipment under test : 713 05 01-BV
 Ambient temperature : 22.1°C
 Relative humidity : 32%

EMISSION LIMITATIONS (Transmitter) SUBCLAUSE § 15.247 (c) (1)

2441 MHz



$f < 1 \text{ GHz} : \text{RBW/VBW: } 100 \text{ kHz}$ $f \geq 1 \text{ GHz} : \text{RBW/VBW: } 1 \text{ MHz}$

LIMITS SUBCLAUSE § 15.247 (c)

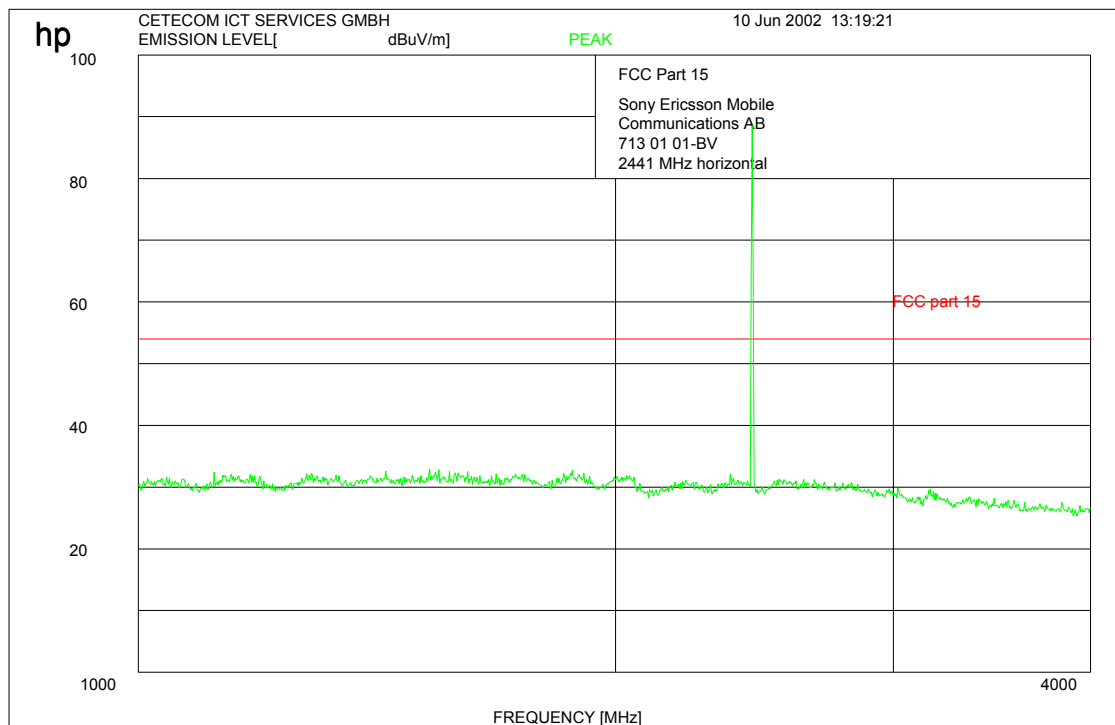
In any 100 kHz bandwidth outside the frequency band at least 20dB below the highest level of the desired power. In addition, radiated emissions which fall in the restricted bands, as defined in §15.205(a), must also comply with the radiated emission limits specified in §15.209(a) (see §15.205(c)).

REFERENCE NUMBER(S) OF TEST EQUIPMENT USED
 (for reference numbers see test equipment listing)

Equipment under test : 713 05 01-BV
 Ambient temperature : 22.1°C
 Relative humidity : 32%

EMISSION LIMITATIONS (Transmitter) SUBCLAUSE § 15.247 (c) (1)

2441 MHz



f < 1 GHz : RBW/VBW: 100 kHz f ≥ 1GHz : RBW/VBW: 1 MHz

LIMITS SUBCLAUSE § 15.247 (c)

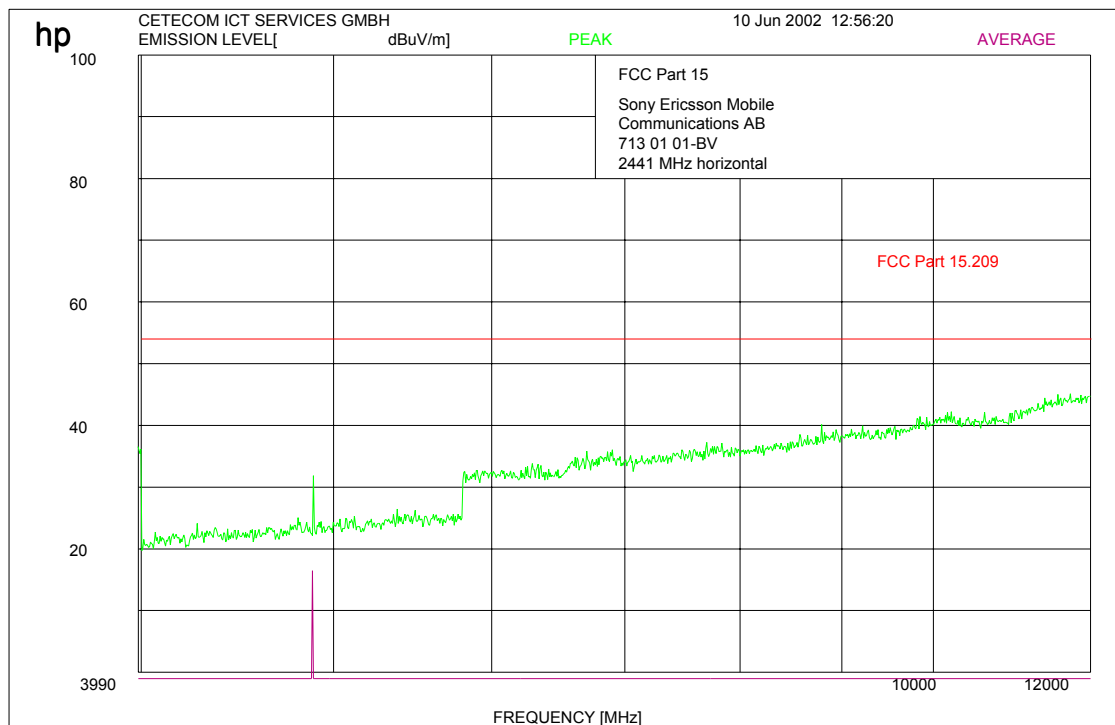
In any 100 kHz bandwidth outside the frequency band at least 20dB below the highest level of the desired power. In addition, radiated emissions which fall in the restricted bands, as defined in §15.205(a), must also comply with the radiated emission limits specified in §15.209(a) (see §15.205(c)).

REFERENCE NUMBER(S) OF TEST EQUIPMENT USED
 (for reference numbers see test equipment listing)

Equipment under test : 713 05 01-BV
 Ambient temperature : 22.1°C
 Relative humidity : 32%

EMISSION LIMITATIONS (Transmitter) SUBCLAUSE § 15.247 (c) (1)

2441 MHz



f < 1 GHz : RBW/VBW: 100 kHz f ≥ 1GHz : RBW/VBW: 1 MHz

LIMITS SUBCLAUSE § 15.247 (c)

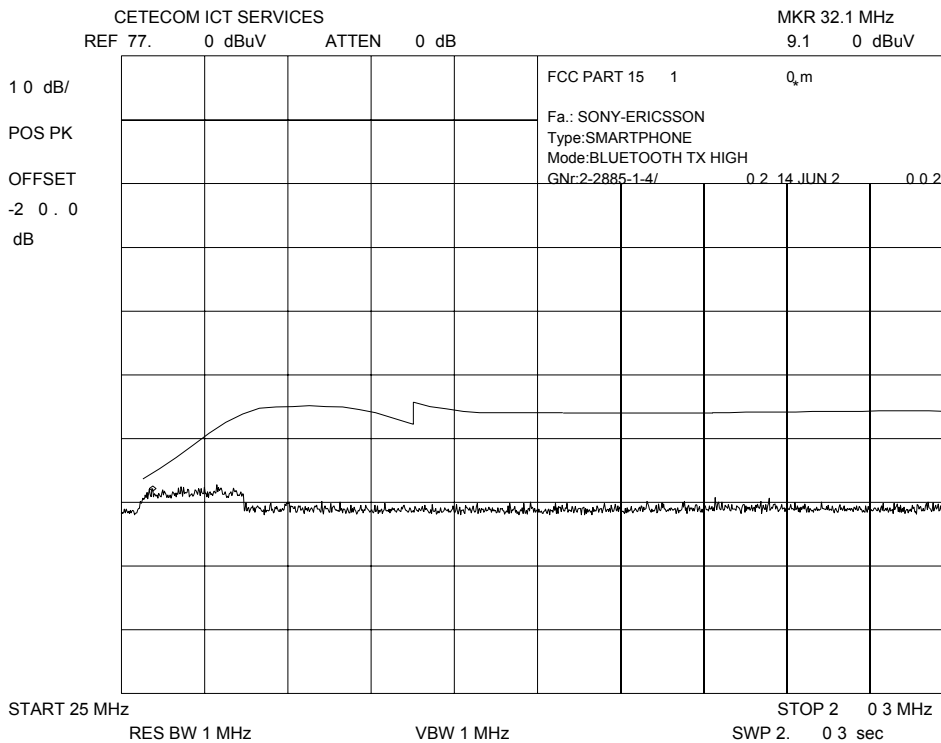
In any 100 kHz bandwidth outside the frequency band at least 20dB below the highest level of the desired power. In addition, radiated emissions which fall in the restricted bands, as defined in §15.205(a), must also comply with the radiated emission limits specified in §15.209(a) (see §15.205(c)).

REFERENCE NUMBER(S) OF TEST EQUIPMENT USED
 (for reference numbers see test equipment listing)

Equipment under test : 713 05 01-BV
 Ambient temperature : 22.1°C
 Relative humidity : 32%

EMISSION LIMITATIONS (Transmitter) SUBCLAUSE § 15.247 (c) (1)

2480 MHz



$f < 1 \text{ GHz}$: RBW/VBW: 100 kHz $f \geq 1 \text{ GHz}$: RBW/VBW: 1 MHz

LIMITS SUBCLAUSE § 15.247 (c)

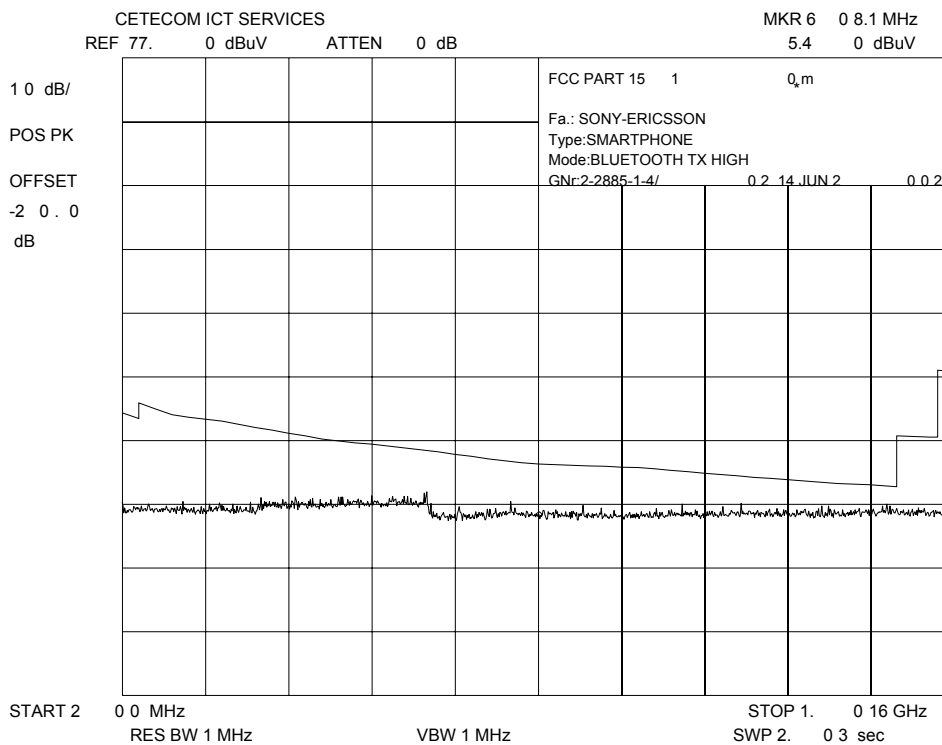
In any 100 kHz bandwidth outside the frequency band at least 20dB below the highest level of the desired power. In addition, radiated emissions which fall in the restricted bands, as defined in §15.205(a), must also comply with the radiated emission limits specified in §15.209(a) (see §15.205(c)).

REFERENCE NUMBER(S) OF TEST EQUIPMENT USED
 (for reference numbers see test equipment listing)

Equipment under test : 713 05 01-BV
 Ambient temperature : 22.1°C
 Relative humidity : 32%

EMISSION LIMITATIONS (Transmitter) SUBCLAUSE § 15.247 (c) (1)

2480 MHz



$f < 1 \text{ GHz} : \text{RBW/VBW: } 100 \text{ kHz}$

$f \geq 1 \text{ GHz} : \text{RBW/VBW: } 1 \text{ MHz}$

LIMITS

SUBCLAUSE § 15.247 (c)

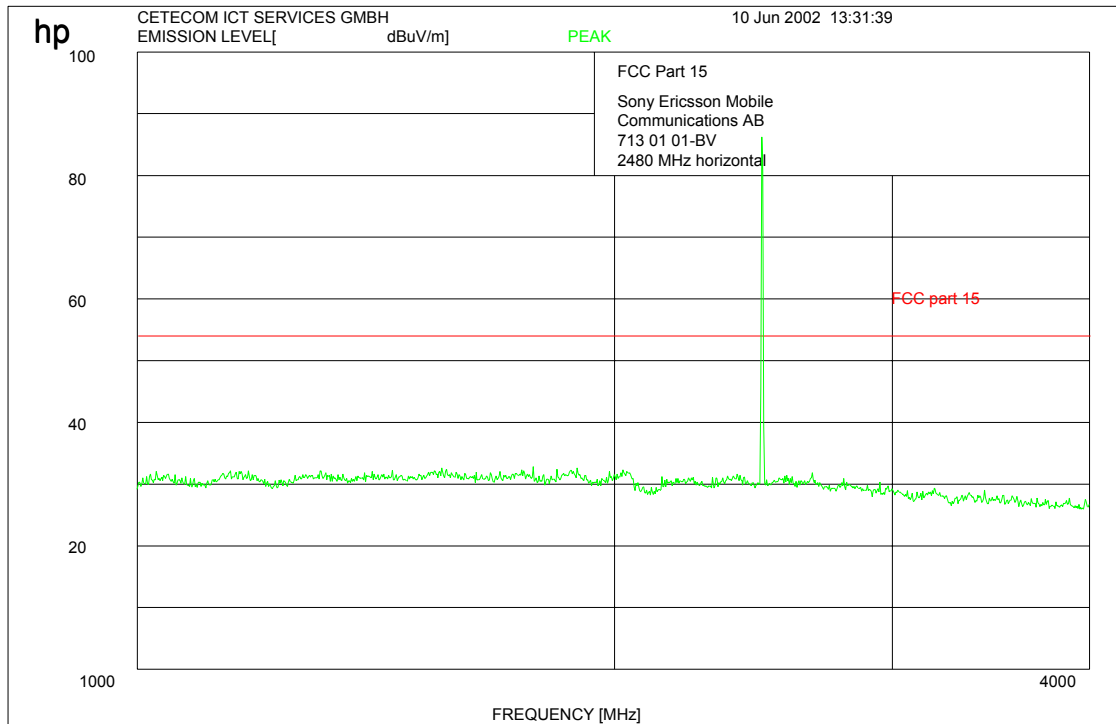
In any 100 kHz bandwidth outside the frequency band at least 20dB below the highest level of the desired power. In addition, radiated emissions which fall in the restricted bands, as defined in §15.205(a), must also comply with the radiated emission limits specified in §15.209(a) (see §15.205(c)).

REFERENCE NUMBER(S) OF TEST EQUIPMENT USED
 (for reference numbers see test equipment listing)

Equipment under test : 713 05 01-BV
Ambient temperature : 22.1°C
Relative humidity : 32%

EMISSION LIMITATIONS (Transmitter) SUBCLAUSE § 15.247 (c) (1)

2480 MHz



$f < 1 \text{ GHz}$: RBW/VBW: 100 kHz

$f \geq 1 \text{ GHz}$: RBW/VBW: 1 MHz

LIMITS

SUBCLAUSE § 15.247 (c)

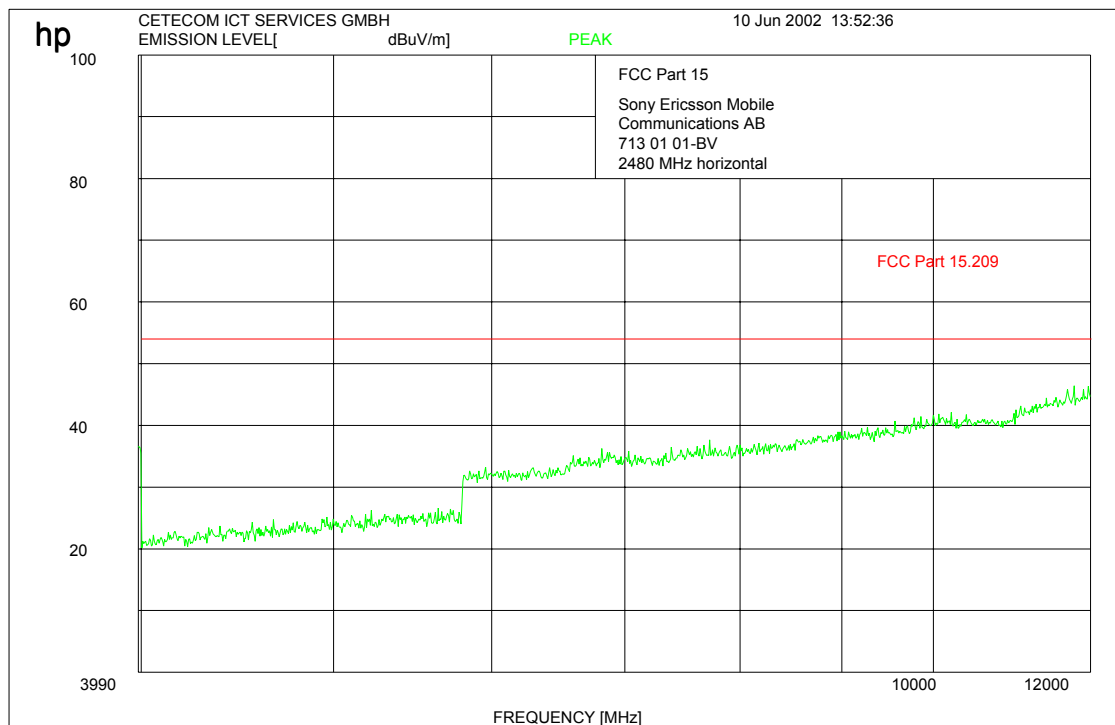
In any 100 kHz bandwidth outside the frequency band at least 20dB below the highest level of the desired power. In addition, radiated emissions which fall in the restricted bands, as defined in §15.205(a), must also comply with the radiated emission limits specified in §15.209(a) (see §15.205(c)).

REFERENCE NUMBER(S) OF TEST EQUIPMENT USED
(for reference numbers see test equipment listing)

Equipment under test : 713 05 01-BV
 Ambient temperature : 22.1°C
 Relative humidity : 32%

EMISSION LIMITATIONS (Transmitter) SUBCLAUSE § 15.247 (c) (1)

2480 MHz



$f < 1 \text{ GHz}$: RBW/VBW: 100 kHz

$f \geq 1 \text{ GHz}$: RBW/VBW: 1 MHz

LIMITS

SUBCLAUSE § 15.247 (c)

In any 100 kHz bandwidth outside the frequency band at least 20dB below the highest level of the desired power. In addition, radiated emissions which fall in the restricted bands, as defined in §15.205(a), must also comply with the radiated emission limits specified in §15.209(a) (see §15.205(c)).

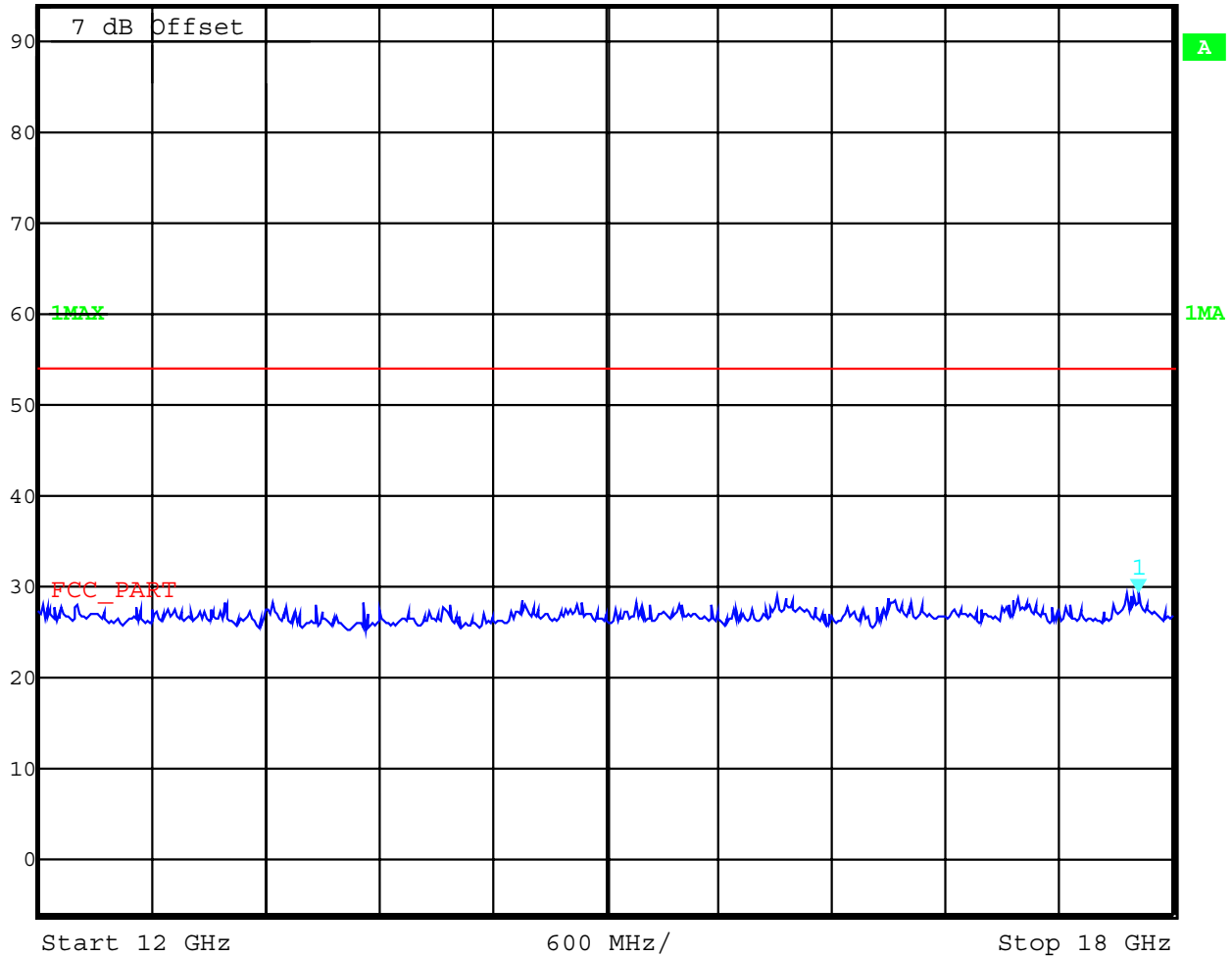
REFERENCE NUMBER(S) OF TEST EQUIPMENT USED
 (for reference numbers see test equipment listing)

Equipment under test : 713 05 01-BV
 Ambient temperature : 22.1°C
 Relative humidity : 32%

EMISSION LIMITATIONS (Transmitter)
Channel 1-3 (this is valid for all 3 channels)

CLAUSE § 15.247 (c) (1)

	Ref Lvl	Marker 1 [T1]	RBW	100 kHz	RF Att	0 dB
	94 dBμV	29.48 dBμV	VBW	100 kHz		
		17.81963928 GHz	SWT	1.5 s	Unit	dBμV



Date: 17.JUN.2002 8:03:31

LIMITS

SUBCLAUSE § 15.247 (c)

In any 100 kHz bandwidth outside the frequency band at least 20dB below the highest level of the desired power. In addition, radiated emissions which fall in the restricted bands, as defined in §15.205(a), must also comply with the radiated emission limits specified in §15.209(a) (see §15.205(c)).

REFERENCE NUMBER(S) OF TEST EQUIPMENT USED
 (for reference numbers see test equipment listing)

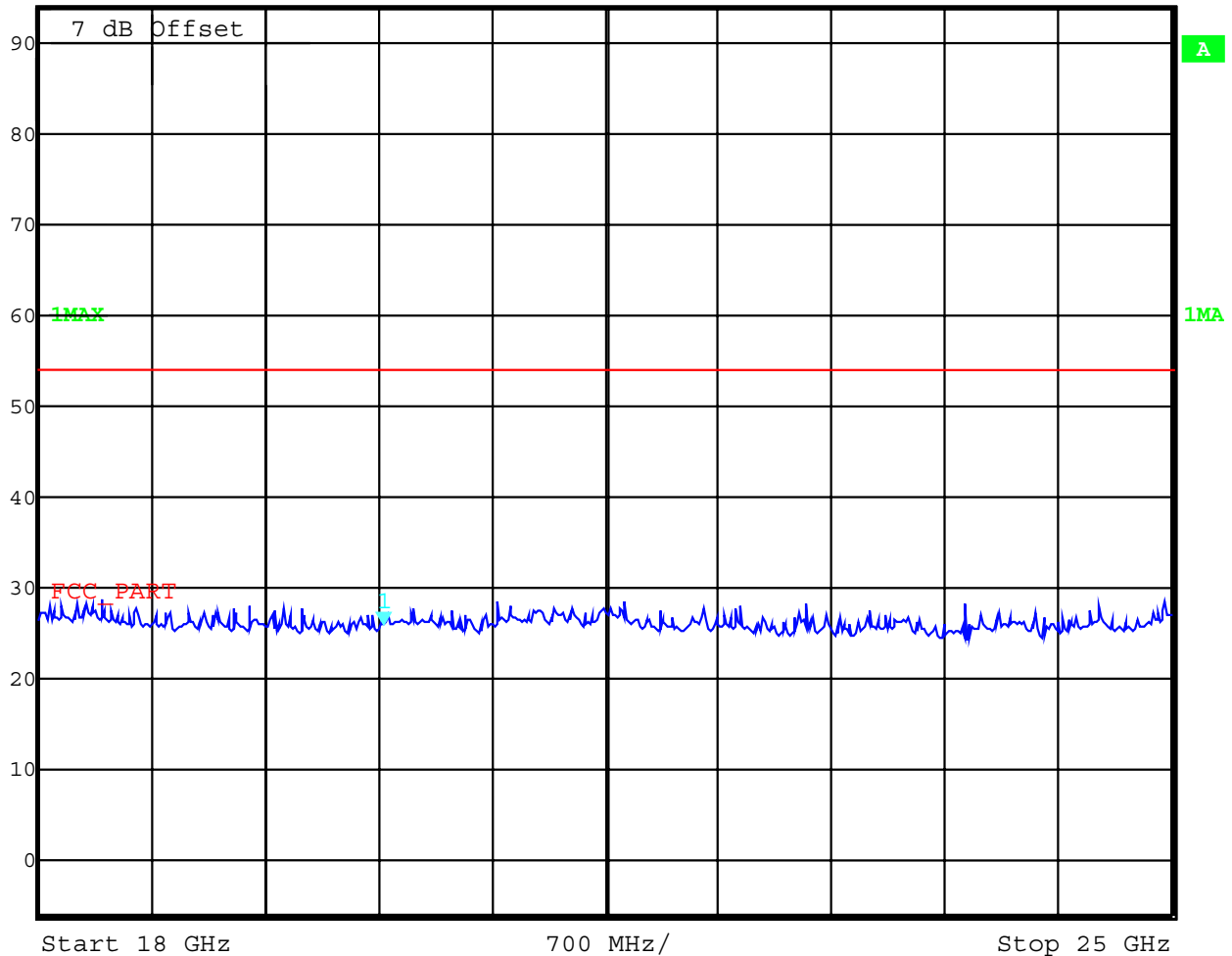
Equipment under test : 713 05 01-BV
 Ambient temperature : 22.1°C
 Relative humidity : 32%

EMISSION LIMITATIONS (Transmitter)

CLAUSE § 15.247 (c) (1)

Channel 1-3 (this is valid for all 3 channels)

Marker 1 [T1]
RBW 100 kHz
RF Att 0 dB
Ref Lvl 25.91 dB μ V
VBW 100 kHz
94 dB μ V
20.13226453 GHz
SWT 1.75 s
Unit dB μ V



Date: 17.JUN.2002 8:07:31

LIMITS

SUBCLAUSE § 15.247 (c)

In any 100 kHz bandwidth outside the frequency band at least 20dB below the highest level of the desired power. In addition, radiated emissions which fall in the restricted bands, as defined in §15.205(a), must also comply with the radiated emission limits specified in §15.209(a) (see §15.205(c)).

REFERENCE NUMBER(S) OF TEST EQUIPMENT USED
 (for reference numbers see test equipment listing)

Equipment under test : 713 05 01-BV
 Ambient temperature : 22.1°C
 Relative humidity : 32%

RECEIVER SPURIOUS RADIATION

§ 15.109

Radiated Below 1 GHz

Data File : /2885_25.DOC

14 Jun 2002

No	EMISSION	SPEC	MEASUREMENTS			SITE			CORR	COMMENTS
	FREQUENCY MHz	LIMIT dBuV/m	ABS	dLIM dB	MODE	POL	HGT cm	AZM deg	FACTOR dB	
1	30.300	29.5	19.9	-9.6	QP	V	102	7	18.8	
2	32.800	29.5	19.5	-10.0	QP	H	393	8	17.7	
3	34.000	29.5	19.3	-10.2	QP	V	106	8	17.1	
4	37.8	29.5	25.0	-4.5	PK	H	331	0	N/T	
5	37.9	29.5	24.8	-4.7	PK	V	97	360	N/T	
6	929.687	35.5	23.7	-11.8	QP	H	394	8	25.5	

N/T in CORR FACTOR column denotes a non-traceable signal.

Above 1 GHz

SPURIOUS EMISSIONS LEVEL (µV/m)								
CH 1 / 2 / 3								
f (MHz)	Detector	Level (µV/m)	f (MHz)	Detector	Level (µV/m)	f (MHz)	Detector	Level (µV/m)
no	peak	found						
Measurement uncertainty			±3 dB					

f < 1 GHz : RBW/VBW: 100 kHz

f ≥ 1GHz : RBW/VBW: 1 MHz

Measurement distance see table

Limits

SUBCLAUSE § 15.109

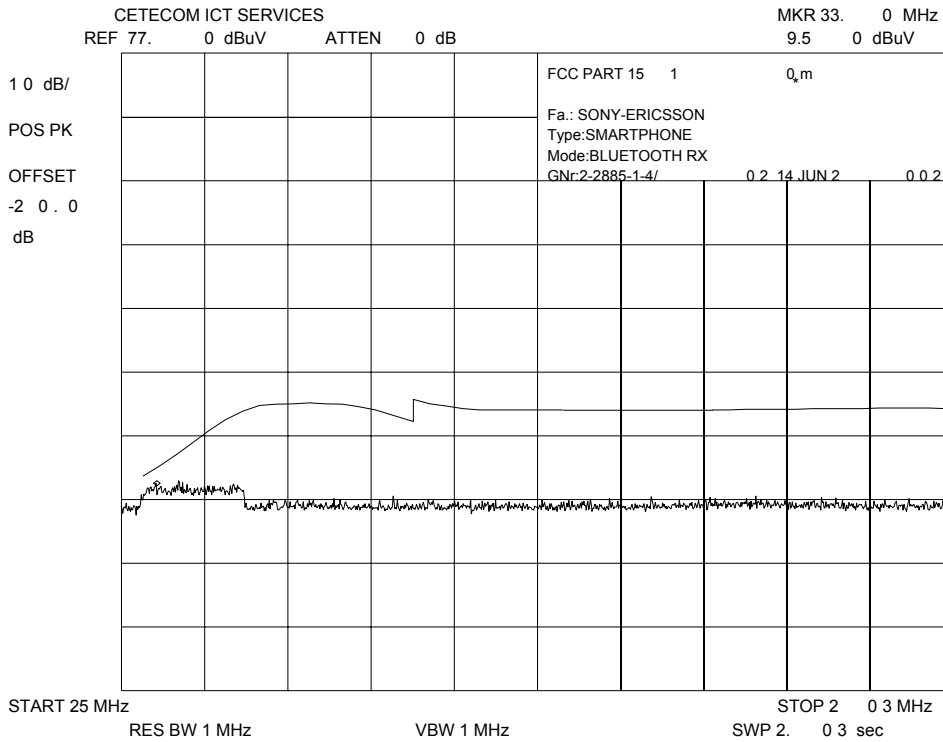
Frequency (MHz)	Field strength (µV/m)	Measurement distance (m)
30 - 88	100	3
88 - 216	150	3
216 - 960	200	3
above 960	500	3

REFERENCE NUMBER(S) OF TEST EQUIPMENT USED
 (for reference numbers see test equipment listing)

Equipment under test : 713 05 01-BV
 Ambient temperature : 22.1°C
 Relative humidity : 32%

RECEIVER SPURIOUS RADIATION

§ 15.109



$f < 1 \text{ GHz} : \text{RBW/VBW}: 100 \text{ kHz}$

$f \geq 1 \text{ GHz} : \text{RBW/VBW}: 1 \text{ MHz}$

Limits

SUBCLAUSE § 15.109

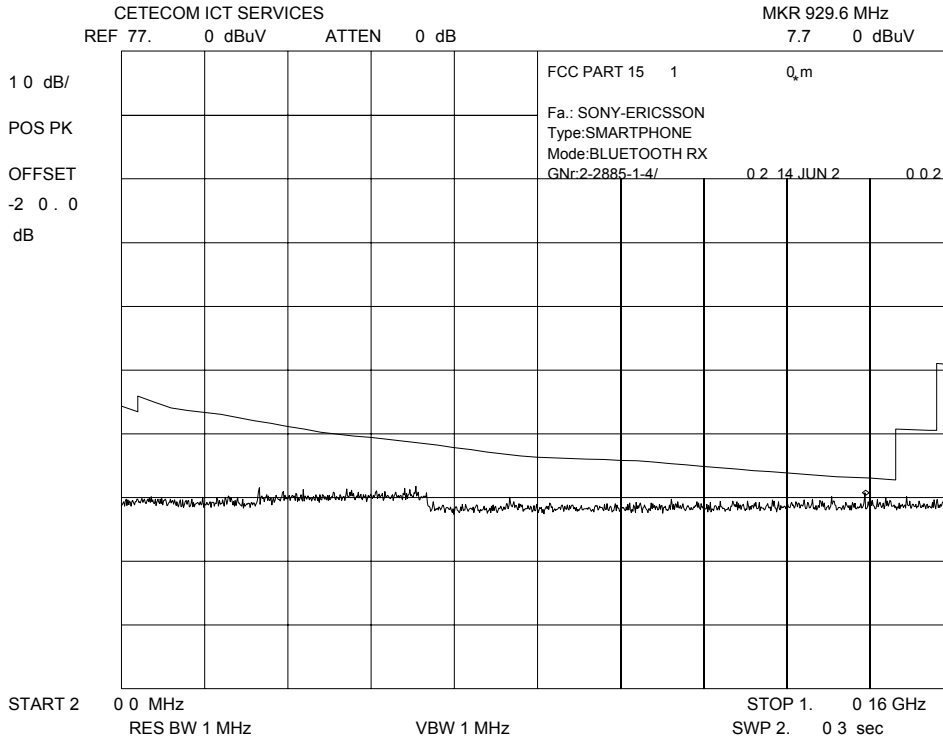
Frequency (MHz)	Field strength ($\mu\text{V/m}$)	Measurement distance (m)
30 - 88	100	3
88 - 216	150	3
216 - 960	200	3
above 960	500	3

REFERENCE NUMBER(S) OF TEST EQUIPMENT USED
 (for reference numbers see test equipment listing)

Equipment under test : 713 05 01-BV
 Ambient temperature : 22.1°C
 Relative humidity : 32%

RECEIVER SPURIOUS RADIATION

§ 15.109



$f < 1 \text{ GHz} : \text{RBW/VBW} : 100 \text{ kHz}$

$f \geq 1 \text{ GHz} : \text{RBW/VBW} : 1 \text{ MHz}$

Limits

SUBCLAUSE § 15.109

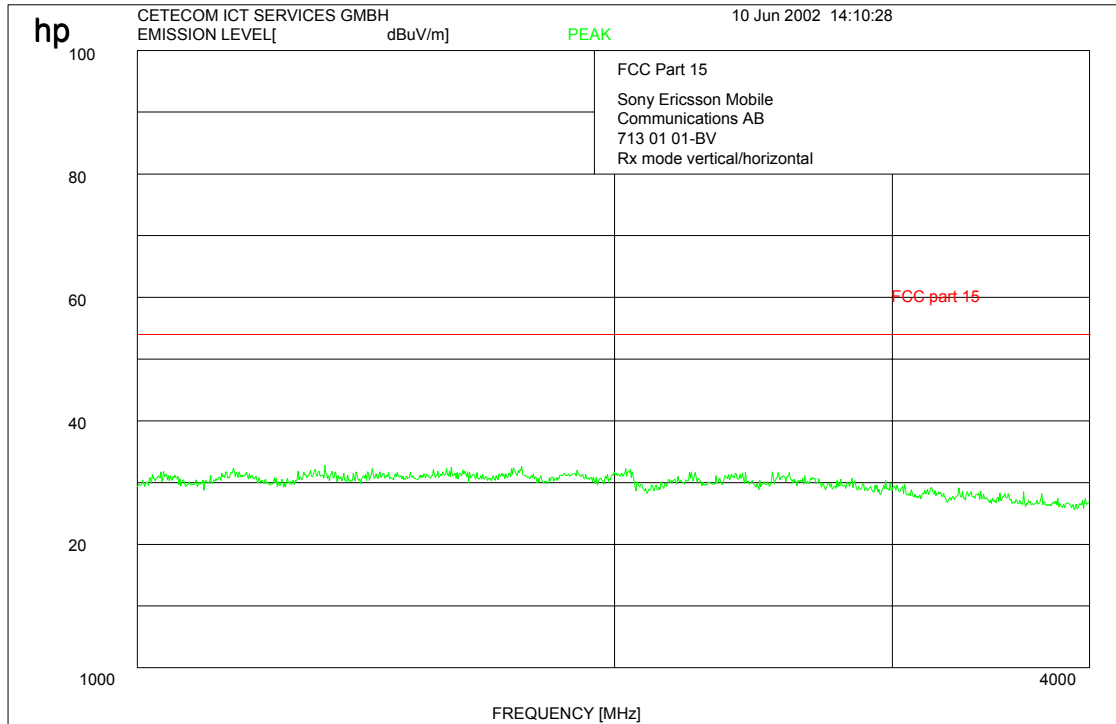
Frequency (MHz)	Field strength ($\mu\text{V/m}$)	Measurement distance (m)
30 - 88	100	3
88 - 216	150	3
216 - 960	200	3
above 960	500	3

REFERENCE NUMBER(S) OF TEST EQUIPMENT USED
 (for reference numbers see test equipment listing)

Equipment under test : 713 05 01-BV
 Ambient temperature : 22.1°C
 Relative humidity : 32%

RECEIVER SPURIOUS RADIATION

§ 15.109



f < 1 GHz : RBW/VBW: 100 kHz

f ≥ 1GHz : RBW/VBW: 1 MHz

Limits

SUBCLAUSE § 15.109

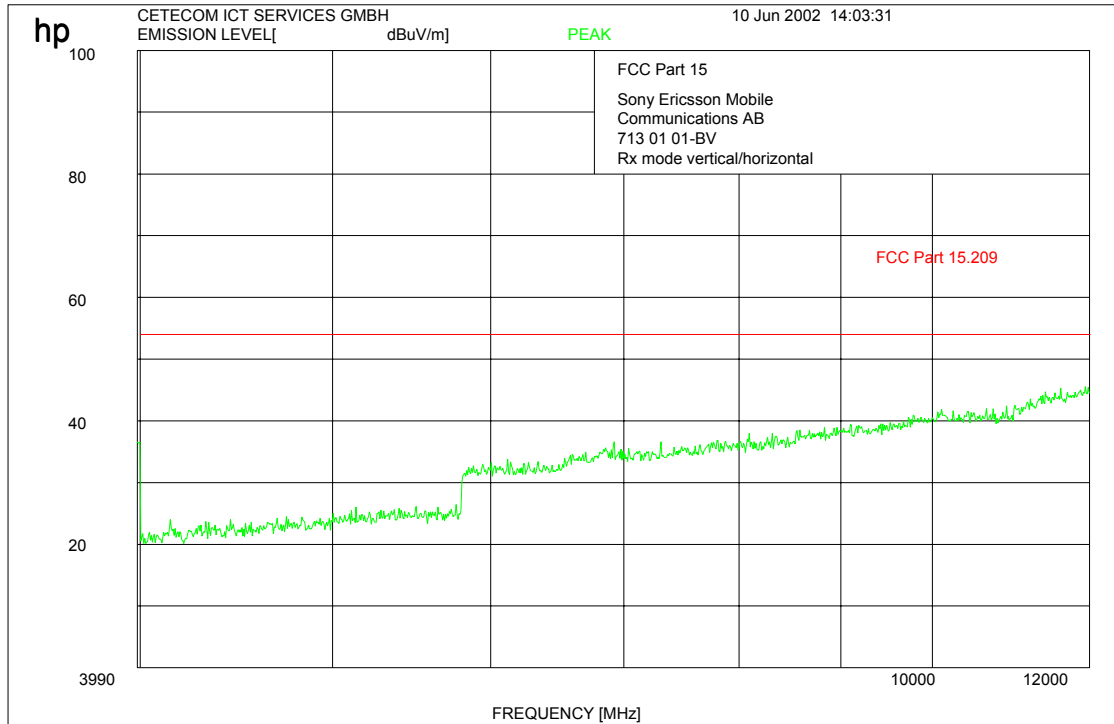
Frequency (MHz)	Field strength (µV/m)	Measurement distance (m)
30 - 88	100	3
88 - 216	150	3
216 - 960	200	3
above 960	500	3

REFERENCE NUMBER(S) OF TEST EQUIPMENT USED
 (for reference numbers see test equipment listing)

Equipment under test : 713 05 01-BV
 Ambient temperature : 22.1°C
 Relative humidity : 32%

RECEIVER SPURIOUS RADIATION

§ 15.109



$f < 1 \text{ GHz} : \text{RBW/VBW: } 100 \text{ kHz}$

$f \geq 1 \text{ GHz} : \text{RBW/VBW: } 1 \text{ MHz}$

Limits

SUBCLAUSE § 15.109

Frequency (MHz)	Field strength ($\mu\text{V/m}$)	Measurement distance (m)
30 - 88	100	3
88 - 216	150	3
216 - 960	200	3
above 960	500	3

REFERENCE NUMBER(S) OF TEST EQUIPMENT USED
 (for reference numbers see test equipment listing)

Equipment under test : 713 05 01-BV


Ambient temperature : 22.1°C

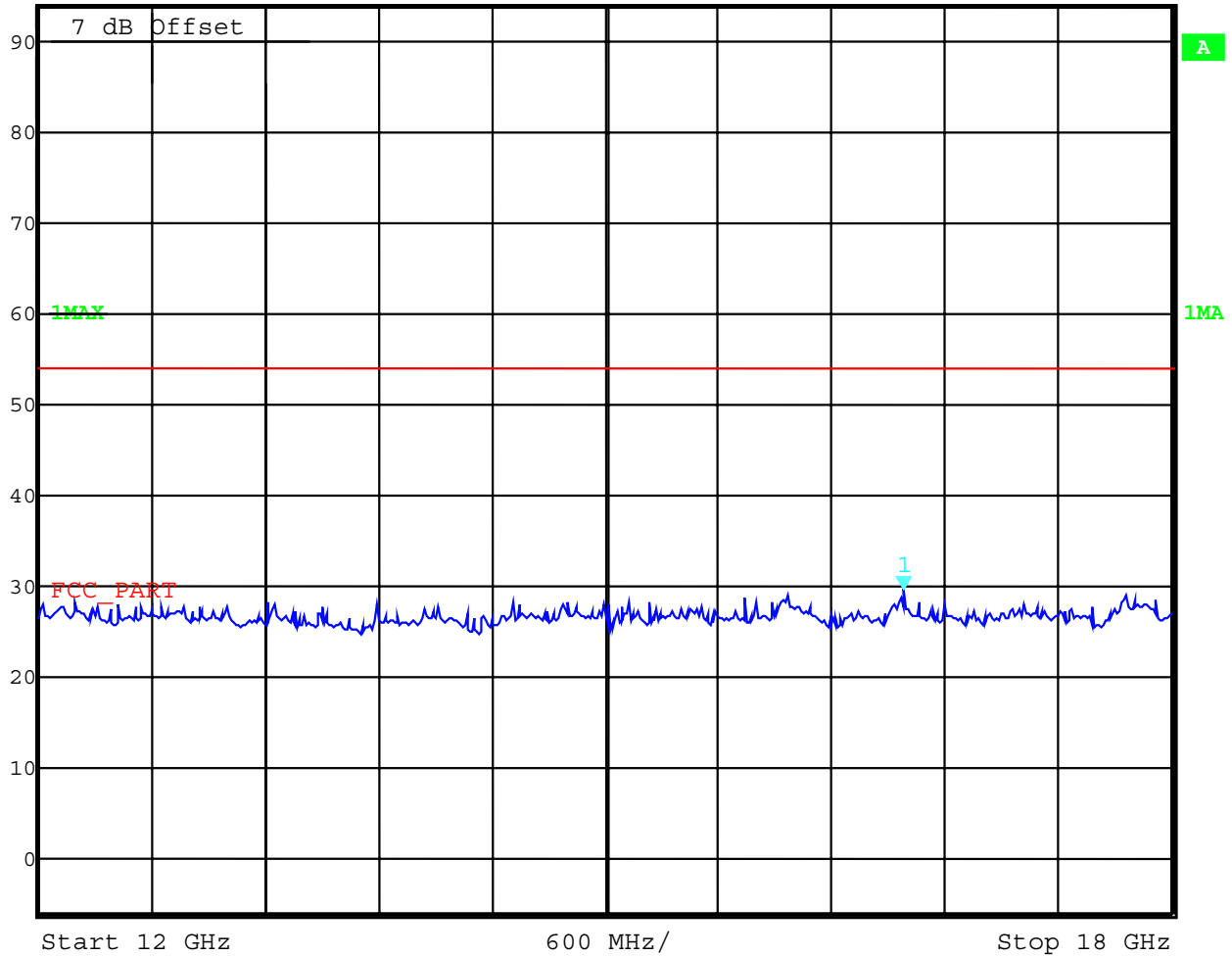
Relative humidity : 32%

RECEIVER SPURIOUS RADIATION

§ 15.109

Peak 12 – 18 GHz


 Marker 1 [T1] RBW 100 kHz RF Att 0 dB
 Ref Lvl 29.51 dBμV VBW 100 kHz
 94 dBμV 16.58416232 GHz SWT 1.5 s Unit dBμV



Date: 17.JUN.2002 8:09:53

f < 1 GHz : RBW/VBW: 100 kHz

f ≥ 1GHz : RBW/VBW: 1 MHz

Limits

SUBCLAUSE § 15.109

Frequency (MHz)	Field strength (μV/m)	Measurement distance (m)
30 - 88	100	3
88 - 216	150	3
216 - 960	200	3
above 960	500	3

REFERENCE NUMBER(S) OF TEST EQUIPMENT USED
(for reference numbers see test equipment listing)

Equipment under test : 713 05 01-BV
 Ambient temperature : 22.1°C
 Relative humidity : 32%

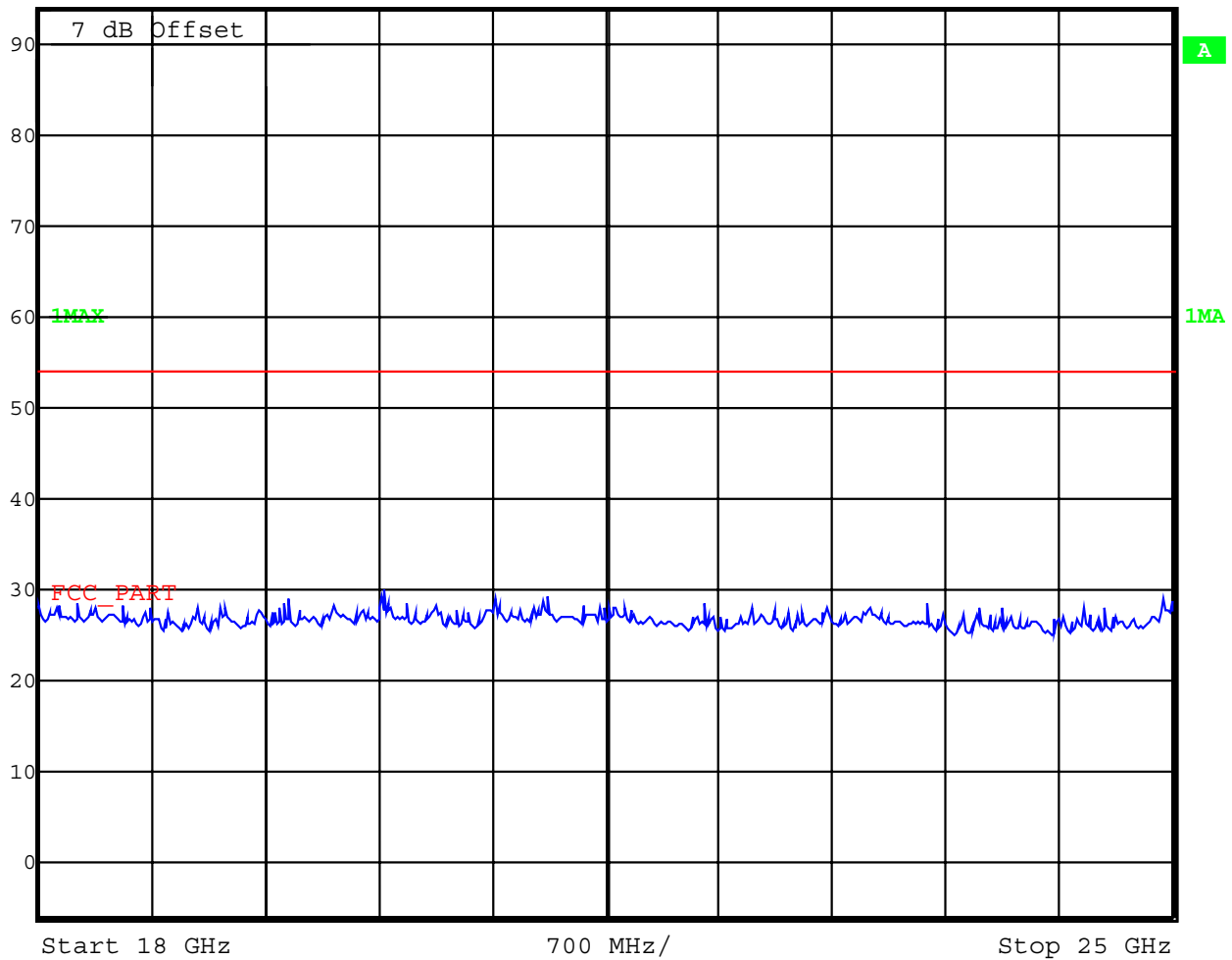
RECEIVER SPURIOUS RADIATION
Peak 18 – 25 GHz

§ 15.109



Ref Lvl
 94 dB μ V

RBW 100 kHz RF Att 0 dB
 VBW 100 kHz
 SWT 1.75 s Unit dB μ V



Date: 17.JUN.2002 8:12:17

f < 1 GHz : RBW/VBW: 100 kHz f ≥ 1GHz : RBW/VBW: 1 MHz

Limits SUBCLAUSE § 15.109

Frequency (MHz)	Field strength (μV/m)	Measurement distance (m)
30 - 88	100	3
88 - 216	150	3
216 - 960	200	3
above 960	500	3

REFERENCE NUMBER(S) OF TEST EQUIPMENT USED
 (for reference numbers see test equipment listing)

Equipment under test : 713 05 01-BV
Ambient temperature : 22.1°C
Relative humidity : 32%

Conducted emissions

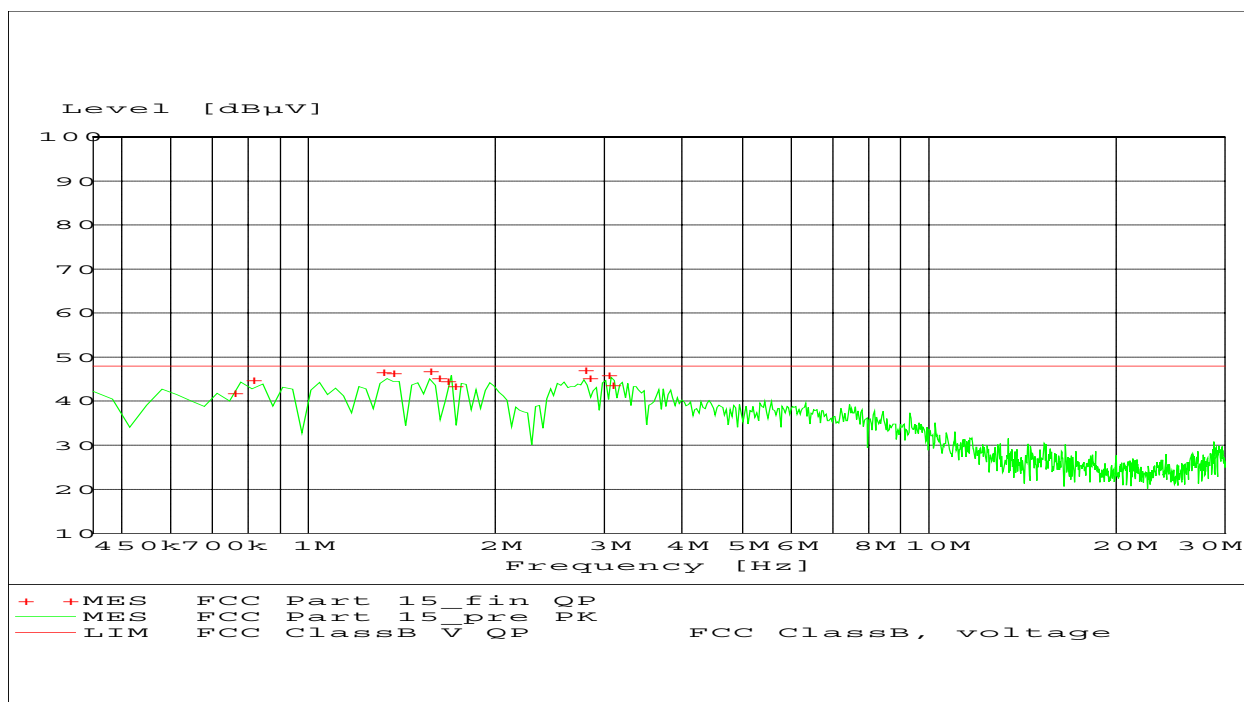
§ 15.107/207

EUT: 713 05 01-BV
 Applicant: Sony Ericsson
 Operating condition: Tx/Rx-mode
 Test Site: CETECOM ICT Services GmbH Saarbrücken, Room 006
 Operator: Berg M.

Power Supply: 115V/60Hz
 Start of Test: 17.06.02 / 11:53:58

SCANTABELLE: "FCC Part 15 AC"

Kurzbeschreibung:		Voltage Mains 1.60				
Start-	Stop-	Schritt-	Detektor	Meß-	ZF-	Transducer
Frequenz	Frequenz	weite		zeit	Bandbr.	
450.0 kHz	30.0 MHz	6.0 kHz	MaxPeak	100.0 ms	10 kHz	ESH3-Z5 L1 2209



REFERENCE NUMBER(S) OF TEST EQUIPMENT USED
 (for reference numbers see test equipment listing)

Equipment under test : 713 05 01-BV
 Ambient temperature : 22.1°C
 Relative humidity : 32%

CONDUCTED EMISSIONS

§ 15.207

MEßERGEBNIS: "FCC Part 15_fin QP"

17.06.02 11:57

Frequenz MHz	Pegel dBµV	Transd dB	Limit dBµV	Margin dB	Line	PE
0.756000	41.90	10.3	48	6.1	N	GND
0.810000	45.00	10.3	48	2.9	N	GND
1.314000	46.80	10.3	48	1.1	N	GND
1.362000	46.40	10.5	48	1.6	N	GND
1.566000	47.00	10.4	48	1.0	L1	FLO
1.614000	45.30	10.3	48	2.6	L1	FLO
1.668000	44.60	10.3	48	3.4	L1	GND
1.716000	43.50	10.3	48	4.5	L1	GND
2.778000	47.30	10.4	48	0.7	N	FLO
2.826000	45.40	10.4	48	2.6	N	FLO
3.036000	46.10	10.4	48	1.8	L1	GND
3.078000	43.80	10.4	48	4.1	L1	GND

Limits

SUBCLAUSE § 15.107 / 207

Frequency (MHz)	Conducted Limits (µV)
0.45 – 1.705	1000 / 60 dBµV (Class A)
1.705 – 30.0	3000 / 69.5 dBµV (Class A)
0.45 – 30.0	250 / 48 dBµV (Class B)

REFERENCE NUMBER(S) OF TEST EQUIPMENT USED
 (for reference numbers see test equipment listing)

TEST EQUIPMENT AND ANCILLARIES USED FOR TESTS

To simplify the identification on each page of the test equipment used, on each page of the test report, each item of test equipment and ancillaries such as cables are identified (numbered) by the Test Laboratory, below.

No	Instrument/Ancillary	Type	Manufacturer	Serial No.
01	Spectrum Analyzer	8566 A	Hewlett-Packard	1925A00257
02	Analyzer Display	8566 A	Hewlett-Packard	1925A00860
03	Oscilloscope	7633	Tektronix	230054
04	Radio Analyzer	CMTA 54	Rohde & Schwarz	894 043/010
05	System Power Supply	6038 A	Hewlett-Packard	2848A07027
06	Signal Generator	8111 A	Hewlett-Packard	2215G00867
07	Signal Generator	8662 A	Hewlett-Packard	2224A01012
08	Funktionsgenerator	AFGU	Rohde & Schwarz	862 480/032
09	Regeltrenntrafo	MPL	Erfi	91350
10	Netznachbildung	NNLA 8120	Schwarzbeck	8120331
11	Relais-Matrix	PSU	Rohde & Schwarz	893 285/020
12	Power-Meter	436 A	Hewlett-Packard	2101A12378
13	Power-Sensor	8484 A	Hewlett-Packard	2237A10156
14	Power-Sensor	8482 A	Hewlett-Packard	2237A00616
15	Modulationsmeter	9008	Racal-Dana	2647
16	Frequenzzähler	5340 A	Hewlett-Packard	1532A03899
17	Absorber Schirmkabine	---	MWB	87400/002
18	Spectrum Analyzer	85660 B	Hewlett-Packard	2747A05306
19	Analyzer Display	85662 A	Hewlett-Packard	2816A16541
20	Quasi Peak Adapter	85650 A	Hewlett-Packard	2811A01131
21	RF-Preselector	85685 A	Hewlett-Packard	2833A00768
22	Biconical Antenne	3104	Emco	3758
23	Log. Per. Antenne	3146	Emco	2130
24	Double Ridge Horn	3115	Emco	3088
25	EMI-Testreceiver	ESAI	Rohde & Schwarz	863 180/013
26	EMI-Analyzer-Display	ESAI-D	Rohde & Schwarz	862 771/008
27	Biconical Antenne	HK 116	Rohde & Schwarz	888 945/013
28	Log. Per. Antenne	HL 223	Rohde & Schwarz	825 584/002
29	Relais-Switch-Unit	RSU	Rohde & Schwarz	375 339/002
30	Highpass	HM985955	FSY Microwave	001
31	Amplifier	P42-GA29	Tron-Tech	B 23602
32	Absorber Schirmkabine		Frankonia	
33	Steuerrechner	PSM 7	Rohde & Schwarz	834 621/004
34	EMI Test Reciever	ESMI	Rohde & Schwarz	827 063/010
35	EMI Test Receiver	Display	Rohde & Schwarz	829 808/010

TEST EQUIPMENT AND ANCILLARIES USED FOR TESTS

To simplify the identification on each page of the test equipment used, on each page of the test report, each item of test equipment and ancillaries such as cables are identified (numbered) by the Test Laboratory, below.

No	Instrument/Ancillary	Type	Manufacturer	Serial No.
36	Controler	HD 100	Deisel	100/322/93
37	Relais Matrix	PSN	Rohde & Schwarz	829 065/003
38	Control Unit	GB 016 A2	Rohde & Schwarz	344 122/008
39	Relais Switch Unit	RSU	Rohde & Schwarz	316 790/001
40	Power Supply	6032A	Hewlett Packard	2846A04063
41	Spektrum Monitor	EZM	Rohde & Schwarz	883 720/006
42	Meßempfänger	ESH 3	Rohde & Schwarz	890 174/002
43	Meßempfänger	ESVP	Rohde & Schwarz	891 752/005
44	Biconi Ant. 20-300MHz	HK 116	Rohde & Schwarz	833 162/011
45	Logper Ant. 0.3-1 GHz	HL 223	Rohde & Schwarz	832 914/010
46	Amplifier 0.1-4 GHz	AFS4	Miteq Inc.	206461
47	Logper Ant. 1-18 GHz	HL 024 A2	Rohde & Schwarz	342 662/002
48	Polarisationsnetzwerk	HL 024 Z1	Rohde & Schwarz	341 570/002
49	Double Ridge G Horn Antenne 1-26.5 GHz	3115	EMCO	9107-3696
50	Microw. Sys. Amplifier 0.5- 26.5 GHz	8317A	Hewlett Packard	3123A00105
51	Audio Analyzer	UPD	Rohde & Schwarz	1030.7500.04
52	Steuerrechner	PSM 7	Rohde & Schwarz	883 086/026
53	DC V-Netzwerk	ESH3-Z6	Rohde & Schwarz	861 406/005
54	DC V-Netzwerk	ESH3-Z6	Rohde & Schwarz	893 689/012
55	AC 2 Phasen V-Netzwerk	ESH3-Z5	Rohde & Schwarz	861 189/014
56	AC 2 Phasen V-Netzwerk	ESH3-Z5	Rohde & Schwarz	894 981/019
57	AC-3 Phasen V-Netzwerk	ESH2-Z5	Rohde & Schwarz	882 394/007
58	Stromversorgung	6032A	Rohde & Schwarz	2933A05441
59	HF-Test Empfänger	ESVP.52	Rohde & Schwarz	881 487/021
60	Spectrum Monitor	EZM	Rohde & Schwarz	883 086/026
61	HF-Test Empfänger	ESH3	Rohde & Schwarz	881 515/002
62	Relais Matrix	PSU	Rohde & Schwarz	882 943/029
63	Relais Matrix	PSU	Rohde & Schwarz	828 628/007
64	Spectrum Analyzer	FSIQ 26	Rohde & Schwarz	119.6001.27
65	Spectrum Analyzer	HP 8565E	Hewlett Packard	3473A00773
66				