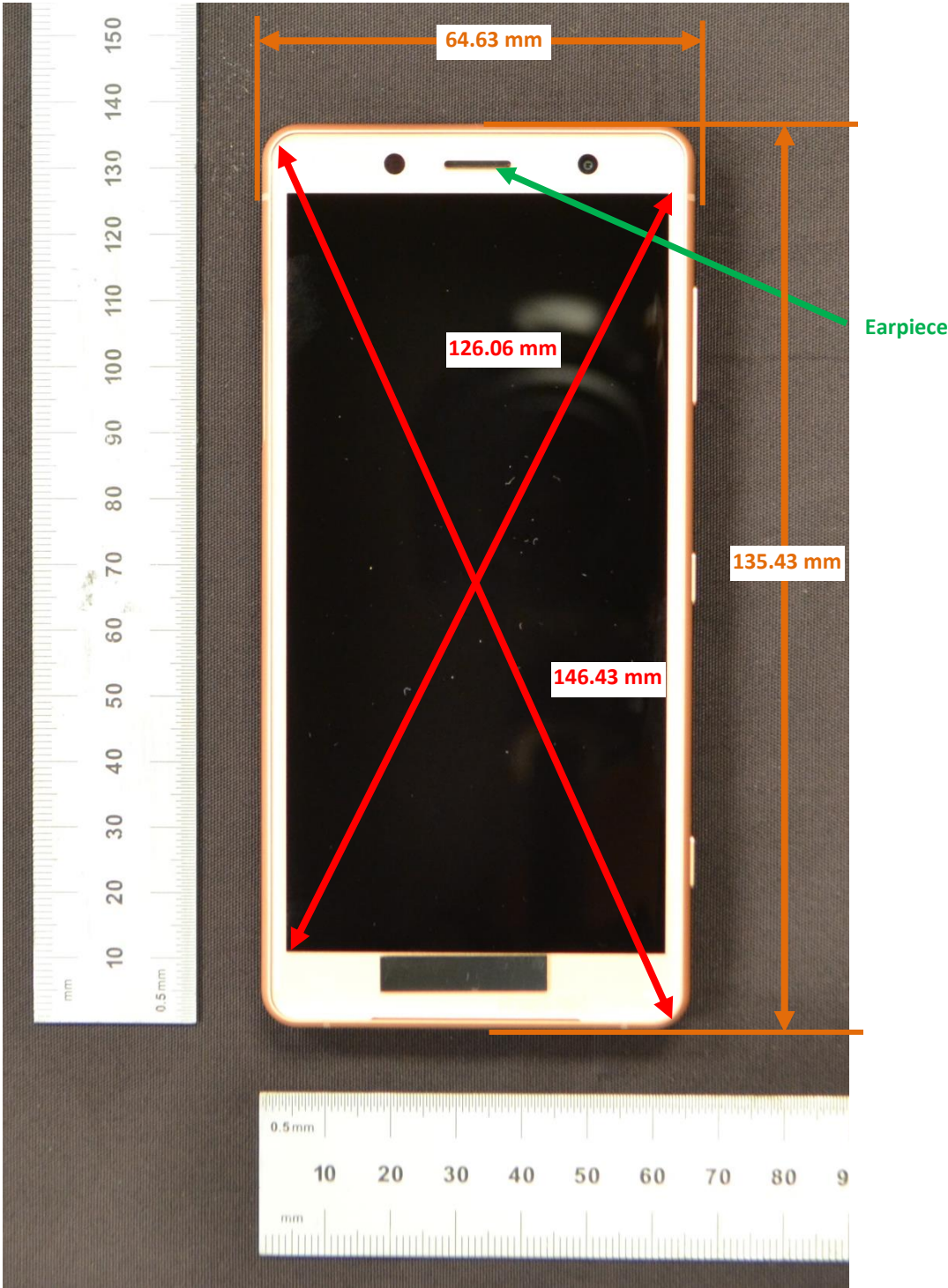


DUT and SAR Set-up Photos

Overall Dimensions




Front View of the DUT

12132879



Rear View of the DUT

12132879



Setup Photos

Handset Vertical and Horizontal Reference Lines

Vertical
Center Line




Horizontal
Line

Head Exposure Conditions

Left Touch

12132879




Left Tilt (15°)


12132879



Right Touch



Right Tilt (15°)



Body-worn Accessory & Hotspot mode Exposure Conditions


Rear at 15mm

12132879



Front at 15mm


12132879



Hotspot Exposure Conditions


Rear at 10mm

12132879




Front at 10mm


12132879



Edge 1 at 10mm




Edge 2 at 10mm



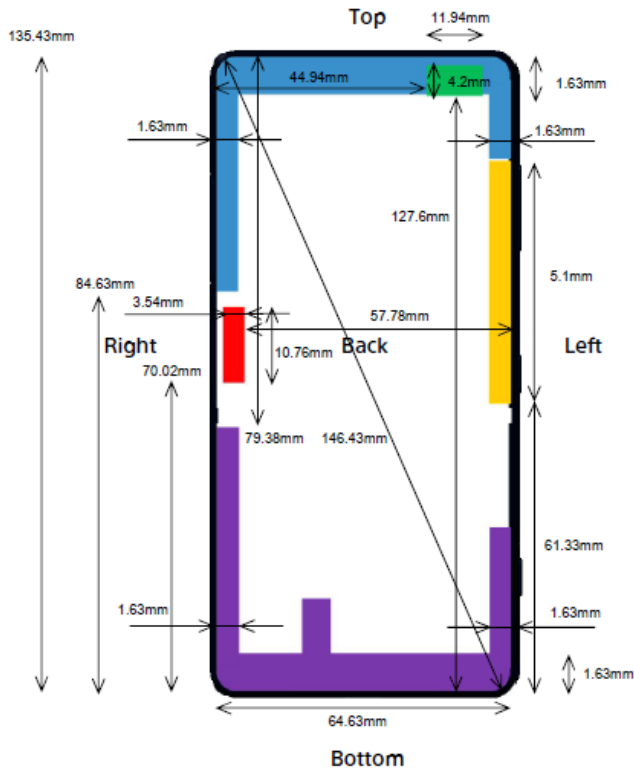
Edge 3 at 10mm



Edge 4 at 10mm



Antenna Dimensions & Separation Distances



- Cellular Main Antenna(Tx/Rx)
(Cellular Main Antenna 1 + Cellular Main Antenna2)
- Cellular Sub Antenna(Tx/Rx)
(Cellular Sub Antenna 1 + Cellular Sub Antenna 2/GPS)
- WLAN Chain 0/BT Antenna (Tx/Rx)
- WLAN Chain 1/Cellular Diversity Antenna(Tx/Rx)
- Cellular HO Diversity Antenna (Rx)