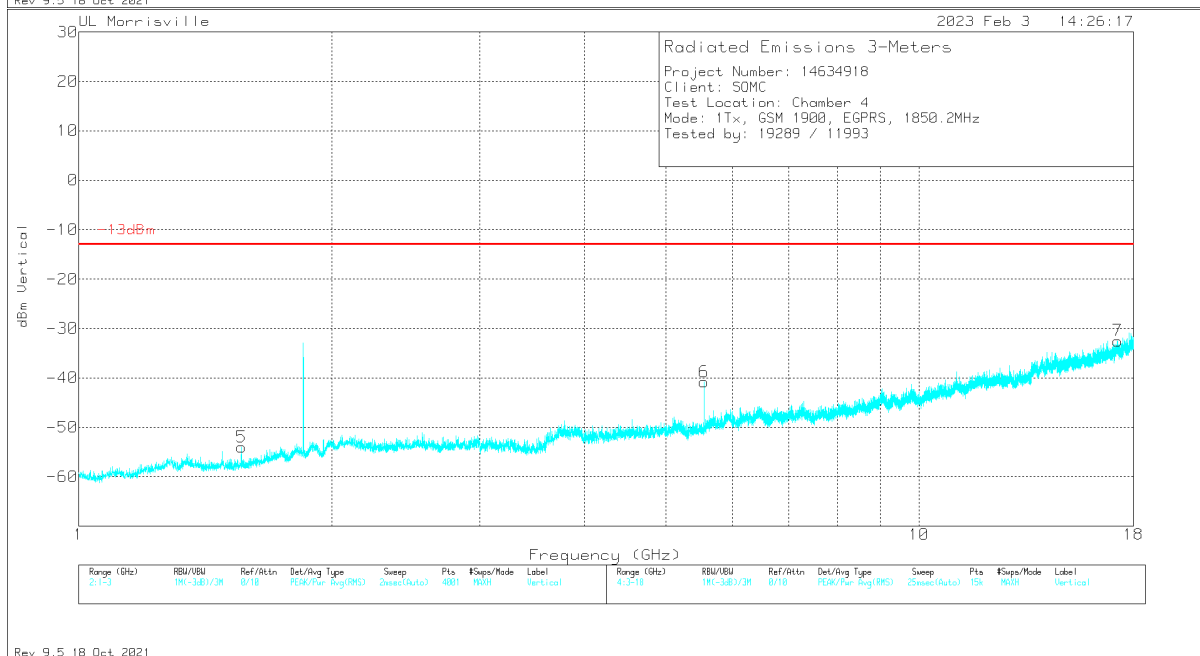
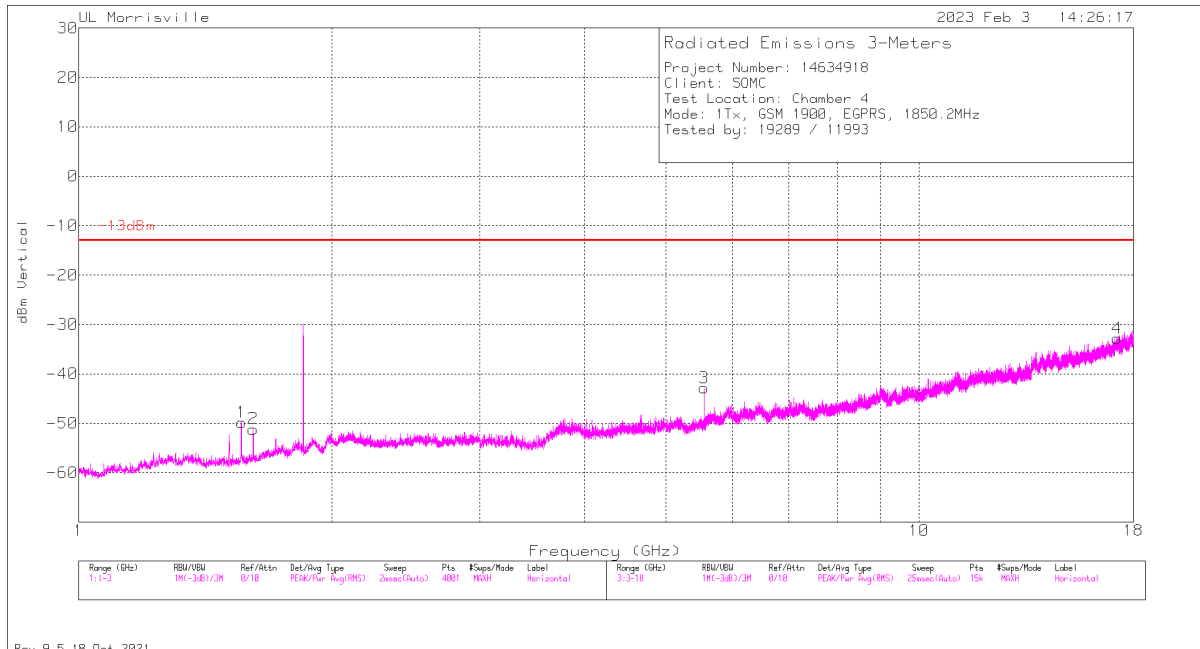


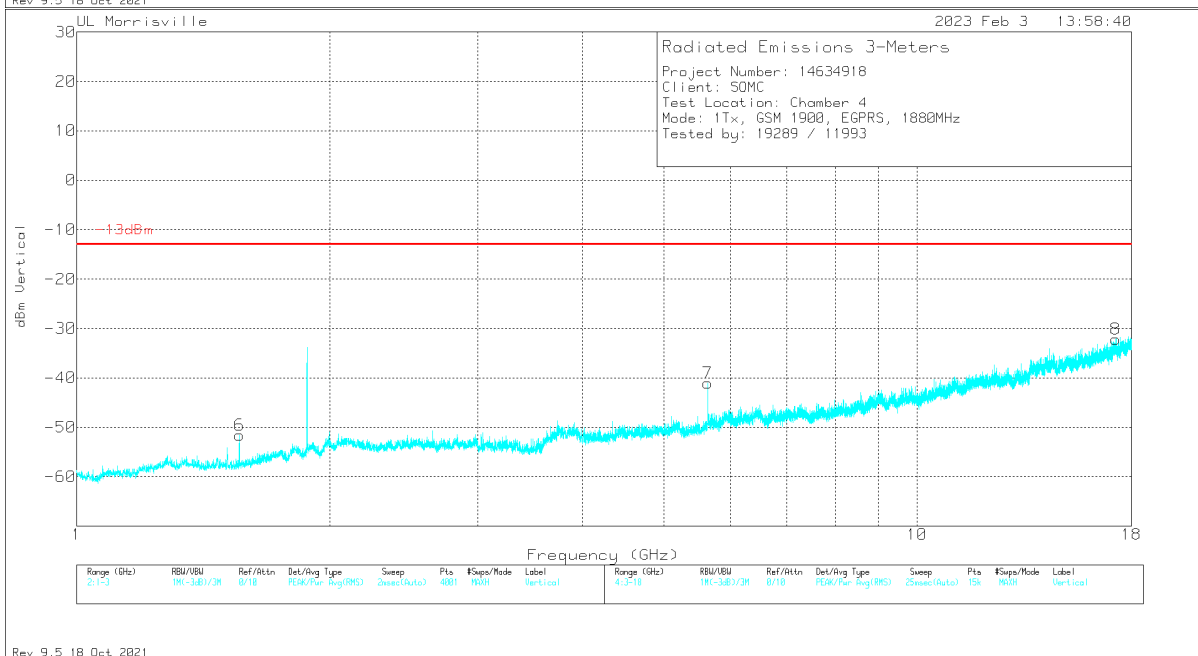
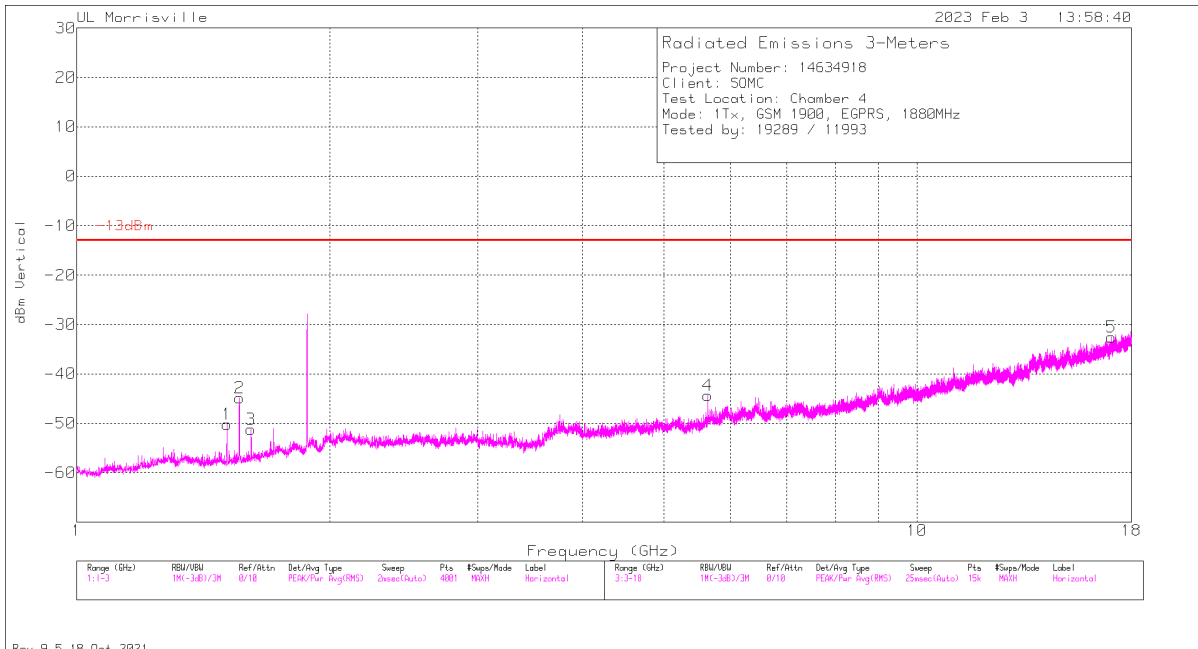
EGPRS Low Channel



Marker	Frequency (GHz)	Meter Reading (dBm)	Det	AT0067 (dB/m)	Gain/Loss (dB)	CF (dB)	Filter (dB)	Corrected Reading dBm	-13dBm	Margin (dB)	Azimuth (Degs)	Height (cm)	Polarity
1	1.562	-54.76	Pk	28.4	-36.2	11.8	1	-49.76	-13	-36.76	0-360	100	H
5	1.562	-59.01	Pk	28.4	-36.2	11.8	1	-54.01	-13	-41.01	0-360	300	V
2	1.613	-56.74	Pk	28.8	-36.3	11.8	1.3	-51.14	-13	-38.14	0-360	200	H
3	5.551	-57.59	Pk	34.7	-31.7	11.8	0	-42.79	-13	-29.79	0-360	200	H
6	5.551	-55.54	Pk	34.7	-31.7	11.8	0	-40.74	-13	-27.74	0-360	300	V
4	17.207	-66.25	Pk	40.9	-19.2	11.8	0	-32.75	-13	-19.75	0-360	100	H
7	17.235	-66.48	Pk	40.9	-18.7	11.8	0	-32.48	-13	-19.48	0-360	300	V

Pk - Peak detector

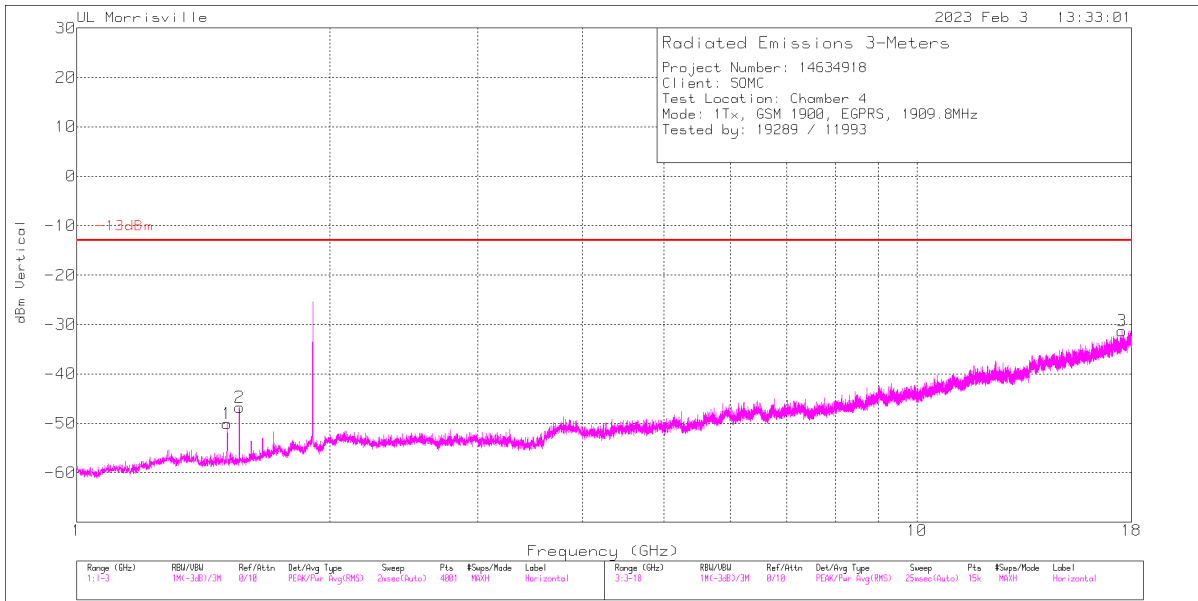
EGPRS Mid Channel



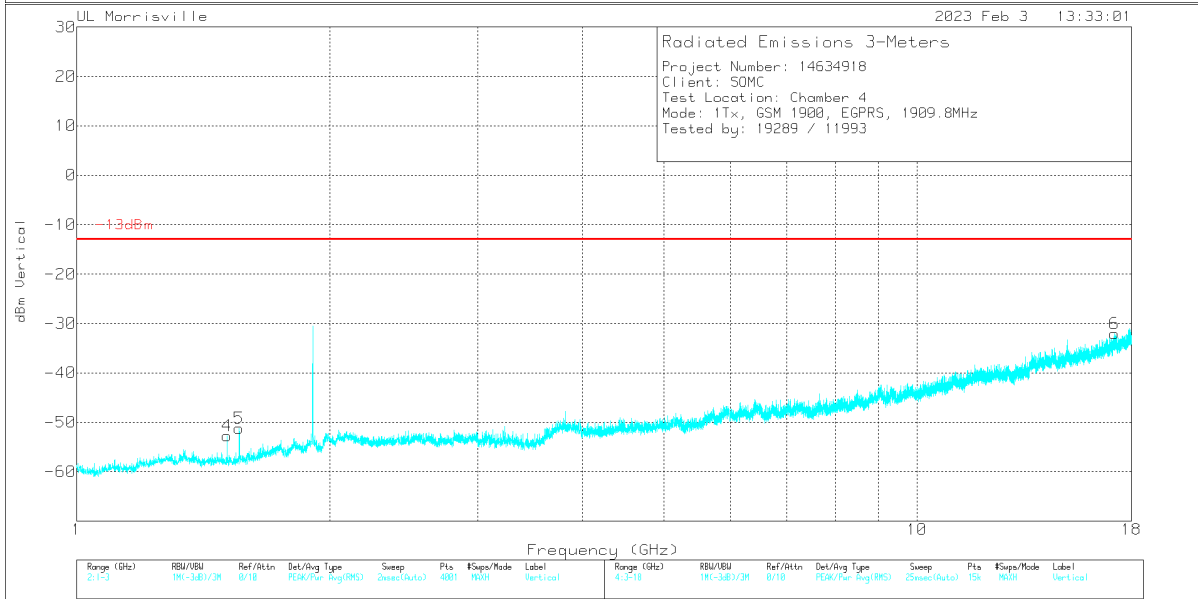
Marker	Frequency (GHz)	Meter Reading (dBm)	Det	AT0067 (dB/m)	Gain/Loss (dB)	CF (dB)	Filter (dB)	Corrected Reading dBm	-13dBm	Margin (dB)	Azimuth (Degs)	Height (cm)	Polarity
1	1.5095	-55.31	Pk	28.4	-36.1	11.8	1	-50.21	-13	-37.21	0-360	200	H
2	1.5615	-49.81	Pk	28.4	-36.2	11.8	1	-44.81	-13	-31.81	0-360	100	H
6	1.5615	-56.54	Pk	28.4	-36.2	11.8	1	-51.54	-13	-38.54	0-360	200	V
3	1.6125	-56.76	Pk	28.8	-36.3	11.8	1.3	-51.16	-13	-38.16	0-360	100	H
4	5.64	-60.77	Pk	34.8	-30.2	11.8	0	-44.37	-13	-31.37	0-360	100	H
7	5.64	-57.42	Pk	34.8	-30.2	11.8	0	-41.02	-13	-28.02	0-360	300	V
5	17.046	-65.95	Pk	41.3	-19.7	11.8	0	-32.55	-13	-19.55	0-360	100	H
8	17.237	-66.07	Pk	40.9	-18.8	11.8	0	-32.17	-13	-19.17	0-360	300	V

Pk - Peak detector

EGPRS High Channel



Rev 9.5 18 Oct 2021



Rev 9.5 18 Oct 2021

Marker	Frequency (GHz)	Meter Reading (dBm)	Det	AT0067 (dB/m)	Gain/Loss (dB)	CF (dB)	Filter (dB)	Corrected Reading dBm	-13dBm	Margin (dB)	Azimuth (Degs)	Height (cm)	Polarity
1	1.5105	-55.15	Pk	28.4	-36.1	11.8	1	-50.05	-13	-37.05	0-360	100	H
4	1.5105	-57.86	Pk	28.4	-36.1	11.8	1	-52.76	-13	-39.76	0-360	300	V
5	1.561	-56.18	Pk	28.4	-36.2	11.8	1	-51.18	-13	-38.18	0-360	300	V
2	1.5615	-51.81	Pk	28.4	-36.2	11.8	1	-46.81	-13	-33.81	0-360	200	H
6	17.18	-65.47	Pk	40.9	-19.3	11.8	0	-32.07	-13	-19.07	0-360	300	V
3	17.55	-65.41	Pk	40.7	-18.4	11.8	0	-31.31	-13	-18.31	0-360	200	H

Pk - Peak detector

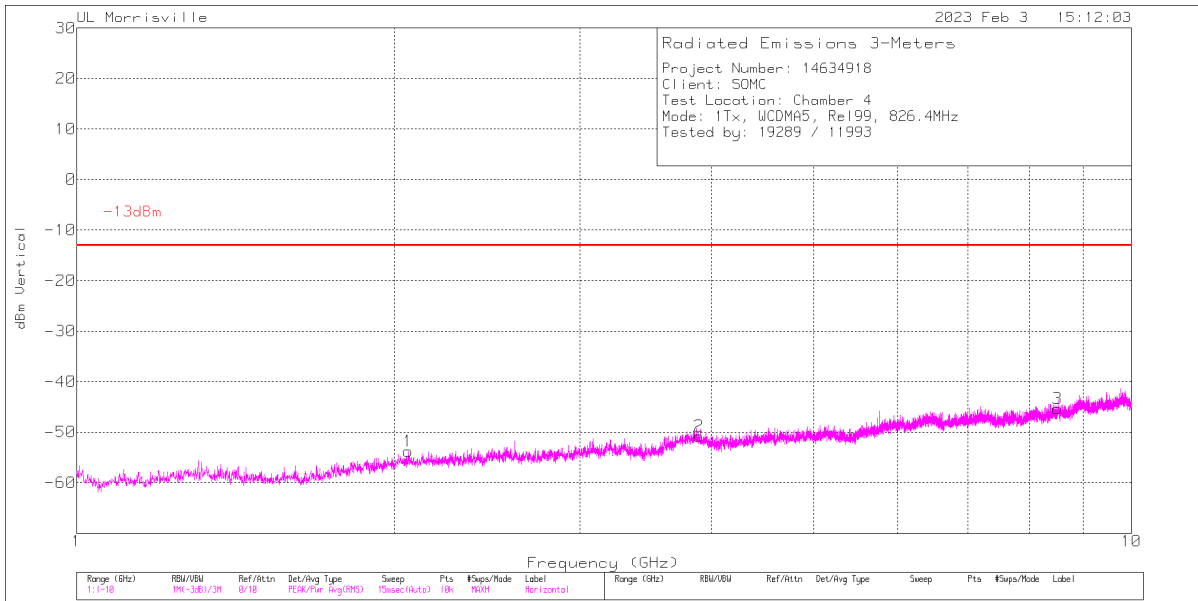
10.1.3. WCDMA5**LIMITS**

FCC: §22.917 (a)

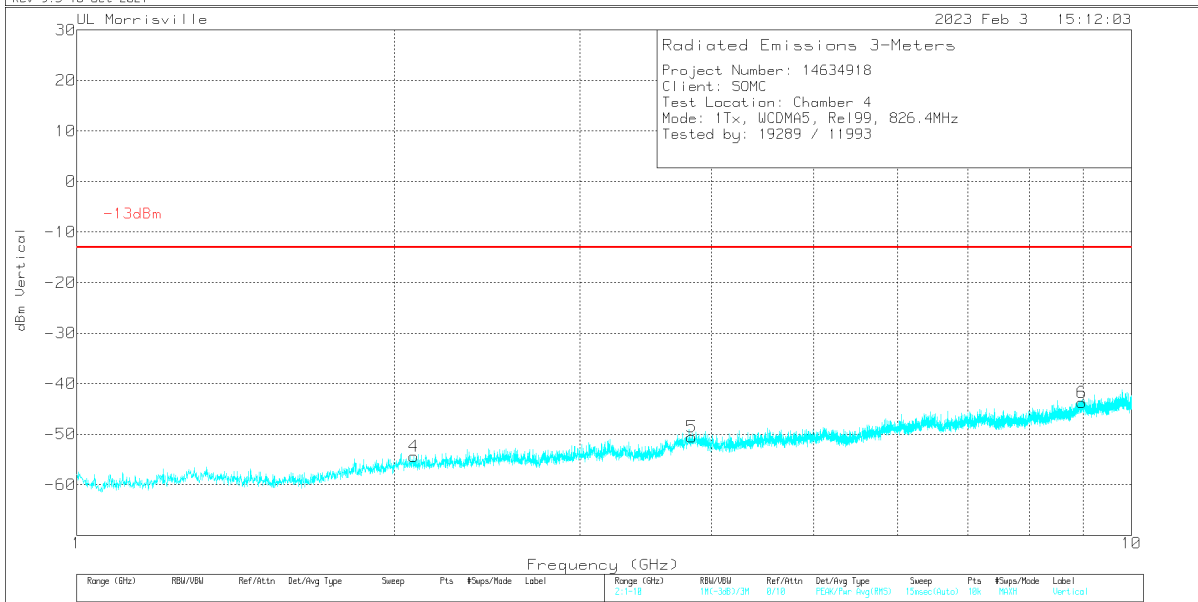
The power of any emission outside of the authorized operating frequency ranges must be attenuated below the transmitting power (P) by a factor of at least $43 + 10 \log (P)$ dB.

EUT Serial Number: QV7700EYFN

REL 99 Low Channel



Rev 9.5 18 Oct 2021

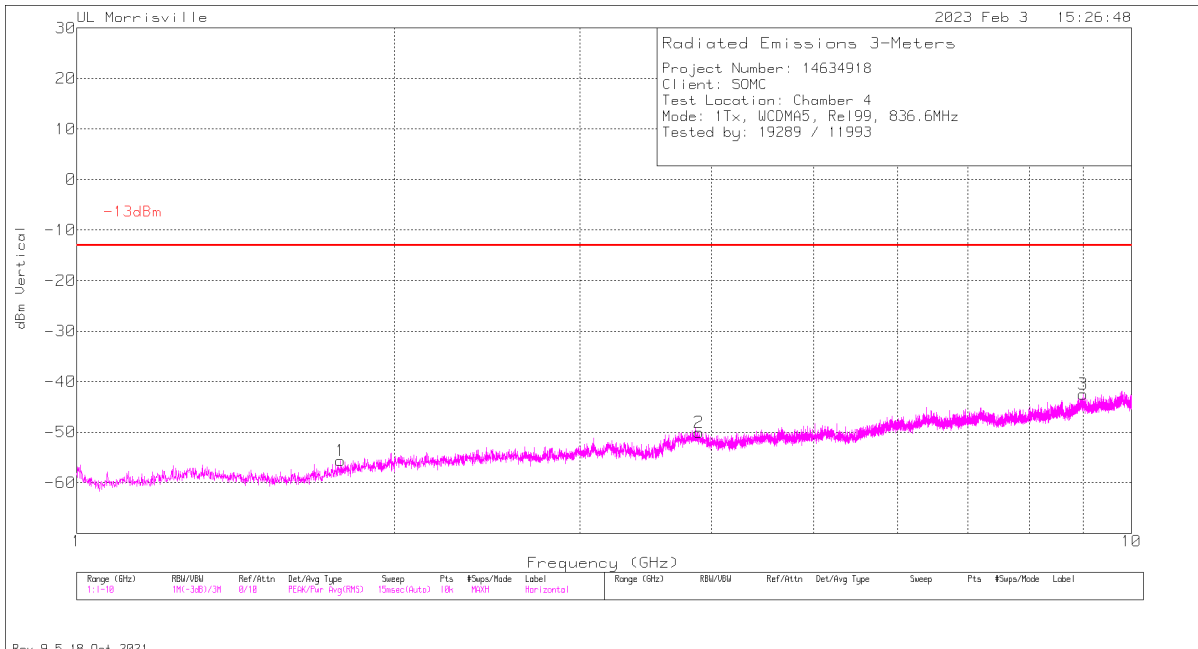


Rev 9.5 18 Oct 2021

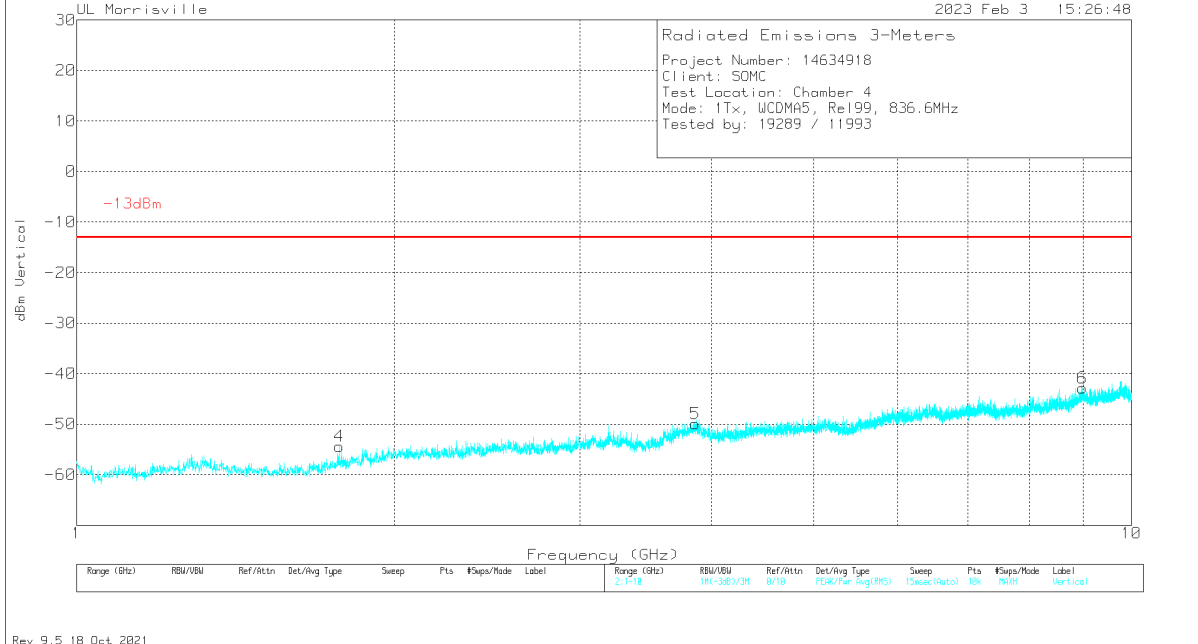
Marker	Frequency (GHz)	Meter Reading (dBm)	Det	AT0067 (dB/m)	Gain/Loss (dB)	Filter (dB)	CF (dB)	Corrected Reading dBm	-13dBm	Margin (dB)	Azimuth (Degs)	Height (cm)	Polarity
1	2.062	-61.62	Pk	32	-36.4	.4	11.8	-53.82	-13	-40.82	0-360	100	H
4	2.0863	-62.09	Pk	32	-36.4	.3	11.8	-54.39	-13	-41.39	0-360	300	V
5	3.8296	-62.45	Pk	33.5	-33.8	.4	11.8	-50.55	-13	-37.55	0-360	300	V
2	3.8926	-63.13	Pk	33.5	-33.4	.4	11.8	-50.83	-13	-37.83	0-360	200	H
3	8.5123	-65.99	Pk	35.8	-27.4	.5	11.8	-45.29	-13	-32.29	0-360	100	H
6	8.9758	-65.96	Pk	36.1	-26.2	.5	11.8	-43.76	-13	-30.76	0-360	300	V

Pk - Peak detector

REL 99 Mid Channel



Rev 9.5 18 Oct 2021

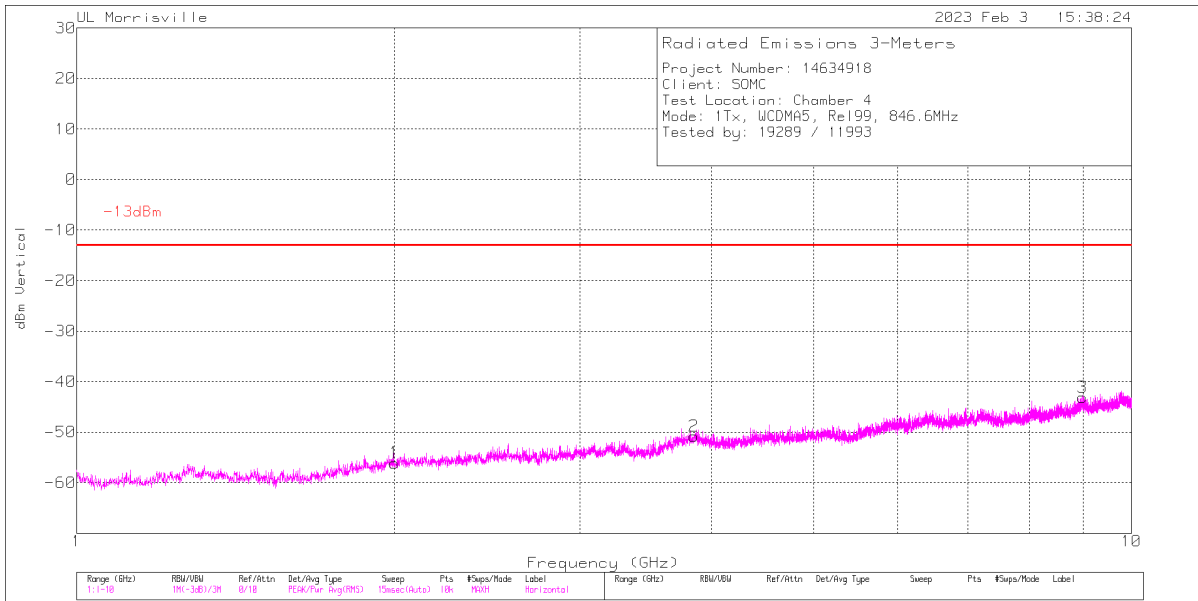


Rev 9.5 18 Oct 2021

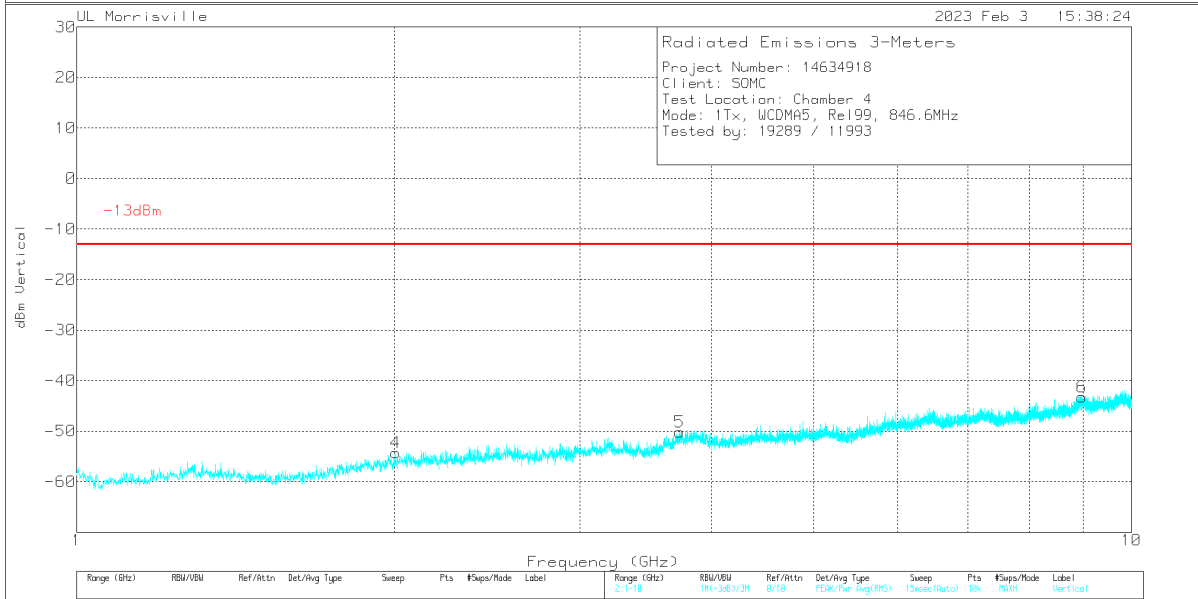
Marker	Frequency (GHz)	Meter Reading (dBm)	Det	AT0067 (dB/m)	Gain/Loss (dB)	Filter (dB)	CF (dB)	Corrected Reading dBm	-13dBm	Margin (dB)	Azimuth (Degs)	Height (cm)	Polarity
4	1.7731	-60.36	Pk	30	-36.2	.4	11.8	-54.36	-13	-41.36	0-360	300	V
1	1.7785	-61.49	Pk	30.1	-36.4	.4	11.8	-55.59	-13	-42.59	0-360	100	H
5	3.8575	-62.13	Pk	33.5	-33.6	.5	11.8	-49.93	-13	-36.93	0-360	300	V
2	3.8926	-62.4	Pk	33.5	-33.4	.4	11.8	-50.1	-13	-37.1	0-360	100	H
6	8.9839	-65.14	Pk	36.1	-26.1	.5	11.8	-42.84	-13	-29.84	0-360	300	V
3	9.0037	-64.72	Pk	36.1	-26.2	.5	11.8	-42.52	-13	-29.52	0-360	100	H

Pk - Peak detector

REL 99 High Channel



Rev 9.5 18 Oct 2021

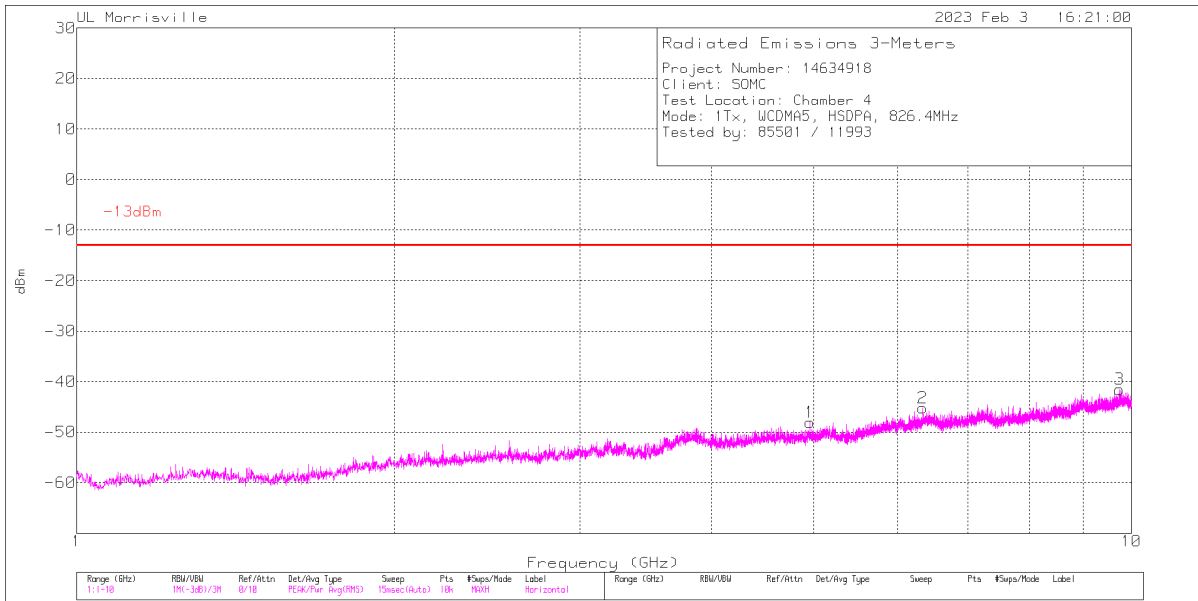


Rev 9.5 18 Oct 2021

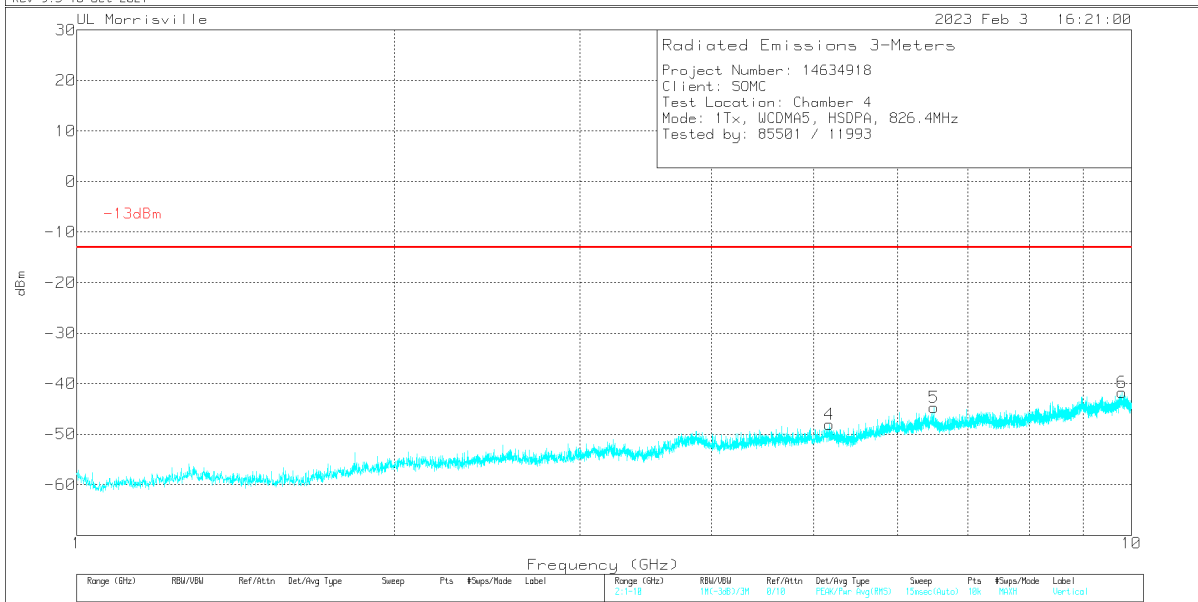
Marker	Frequency (GHz)	Meter Reading (dBm)	Det	AT0067 (dB/m)	Gain/Loss (dB)	Filter (dB)	CF (dB)	Corrected Reading dBm	-13dBm	Margin (dB)	Azimuth (Degs)	Height (cm)	Polarity
1	2.0017	-63.87	Pk	31.9	-36.3	.4	11.8	-56.07	-13	-43.07	0-360	100	H
4	2.0062	-62.09	Pk	31.9	-36.3	.4	11.8	-54.29	-13	-41.29	0-360	200	V
5	3.7297	-61.75	Pk	33.4	-34.2	.6	11.8	-50.15	-13	-37.15	0-360	200	V
2	3.8467	-62.92	Pk	33.5	-33.7	.5	11.8	-50.82	-13	-37.82	0-360	100	H
6	8.9776	-65.38	Pk	36.1	-26.2	.5	11.8	-43.18	-13	-30.18	0-360	300	V
3	8.983	-65.4	Pk	36.1	-26.1	.5	11.8	-43.1	-13	-30.1	0-360	200	H

Pk - Peak detector

HSDPA Low Channel



Rev 9.5 18 Oct 2021

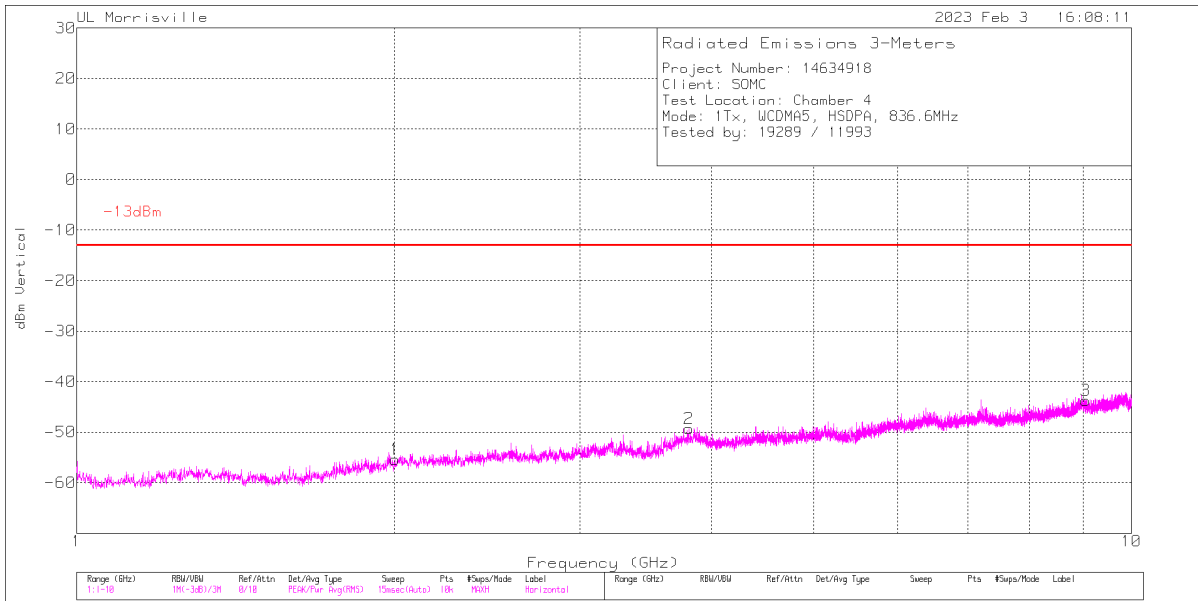


Rev 9.5 18 Oct 2021

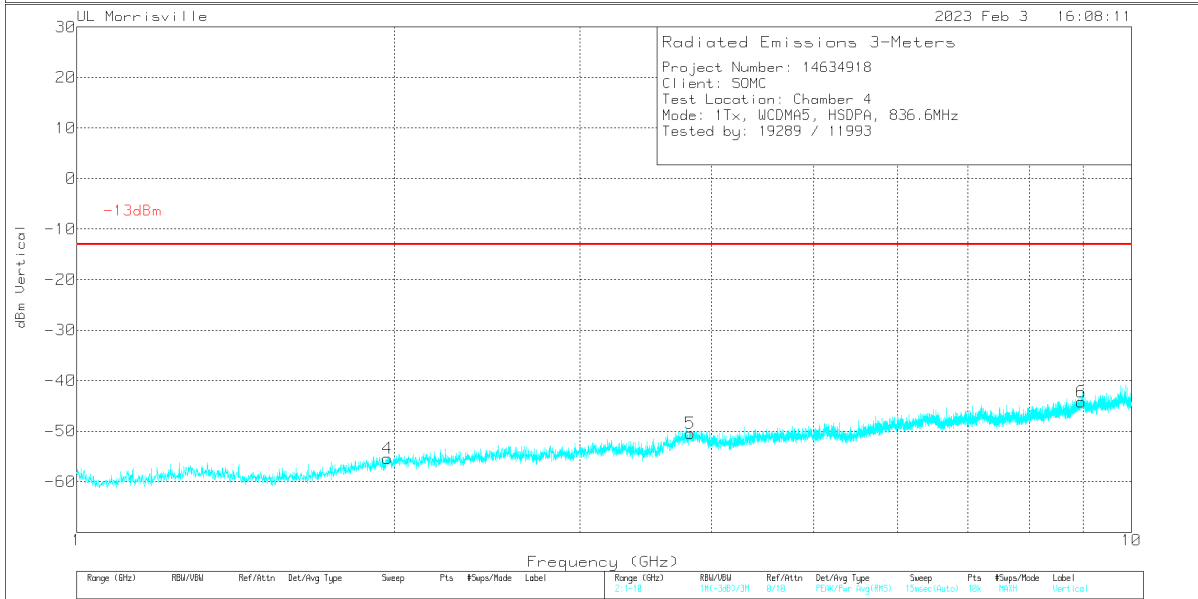
Marker	Frequency (GHz)	Meter Reading (dBm)	Det	AT0067 (dB/m)	Gain/Loss (dB)	Filter (dB)	CF (dB)	Corrected Reading dBm	-13dBm	Margin (dB)	Azimuth (Degs)	Height (cm)	Polarity
1	4.9582	-61.97	Pk	34	-32.2	.3	11.8	-48.07	-13	-35.07	0-360	100	H
4	5.1724	-62.29	Pk	34.2	-32.1	.3	11.8	-48.09	-13	-35.09	0-360	300	V
2	6.3388	-63.57	Pk	35.5	-29.7	.8	11.8	-45.17	-13	-32.17	0-360	100	H
5	6.4972	-63.65	Pk	35.6	-29.2	.7	11.8	-44.75	-13	-31.75	0-360	300	V
3	9.7372	-64.34	Pk	36.8	-26.6	.8	11.8	-41.54	-13	-28.54	0-360	100	H
6	9.7903	-64.58	Pk	36.9	-26.7	.9	11.8	-41.68	-13	-28.68	0-360	300	V

Pk - Peak detector

HSDPA Mid Channel



Rev 9.5 18 Oct 2021

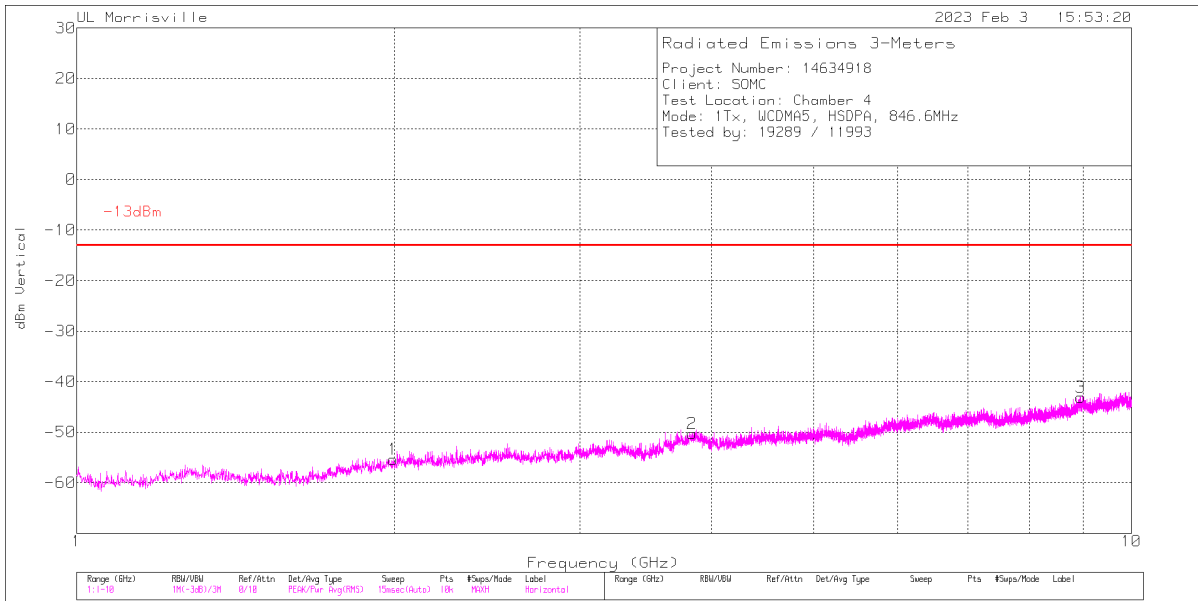


Rev 9.5 18 Oct 2021

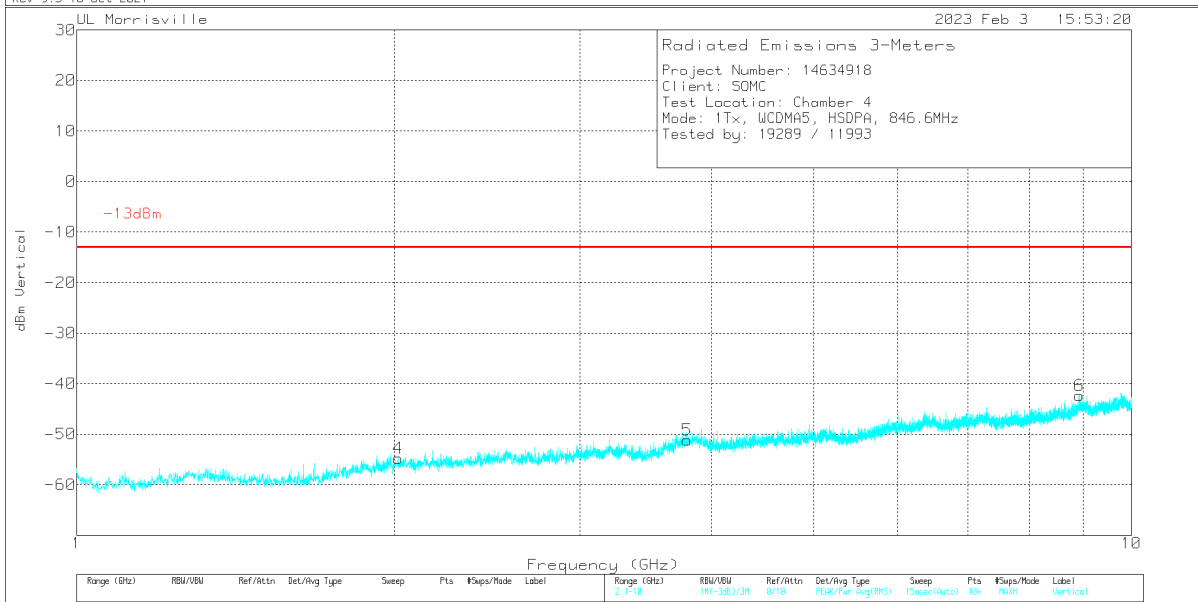
Marker	Frequency (GHz)	Meter Reading (dBm)	Det	AT0067 (dB/m)	Gain/Loss (dB)	Filter (dB)	CF (dB)	Corrected Reading dBm	-13dBm	Margin (dB)	Azimuth (Degs)	Height (cm)	Polarity
4	1.972	-62.93	Pk	31.6	-36.2	.3	11.8	-55.43	-13	-42.43	0-360	300	V
1	2.0044	-63.23	Pk	31.9	-36.3	.4	11.8	-55.43	-13	-42.43	0-360	200	H
2	3.8071	-60.99	Pk	33.5	-33.9	.3	11.8	-49.29	-13	-36.29	0-360	100	H
5	3.8179	-62.21	Pk	33.5	-33.8	.3	11.8	-50.41	-13	-37.41	0-360	200	V
6	8.9605	-66.4	Pk	36.1	-26.3	.6	11.8	-44.2	-13	-31.2	0-360	300	V
3	9.046	-65.73	Pk	36.1	-26.5	.6	11.8	-43.73	-13	-30.73	0-360	100	H

Pk - Peak detector

HSDPA High Channel



Rev 9.5 18 Oct 2021



Rev 9.5 18 Oct 2021

Marker	Frequency (GHz)	Meter Reading (dBm)	Det	AT0067 (dB/m)	Gain/Loss (dB)	Filter (dB)	CF (dB)	Corrected Reading dBm	-13dBm	Margin (dB)	Azimuth (Degs)	Height (cm)	Polarity
1	1.9963	-63.09	Pk	31.8	-36.3	.4	11.8	-55.39	-13	-42.39	0-360	200	H
4	2.0161	-62.62	Pk	31.9	-36.3	.4	11.8	-54.82	-13	-41.82	0-360	200	V
5	3.7927	-62.9	Pk	33.5	-33.8	.2	11.8	-51.2	-13	-38.2	0-360	200	V
2	3.8332	-62.09	Pk	33.5	-33.9	.4	11.8	-50.29	-13	-37.29	0-360	200	H
6	8.9254	-64.35	Pk	36.1	-26.5	.6	11.8	-42.35	-13	-29.35	0-360	300	V
3	8.9524	-65.22	Pk	36.1	-26.4	.6	11.8	-43.12	-13	-30.12	0-360	100	H

Pk - Peak detector

10.1.4. LTE BAND 5

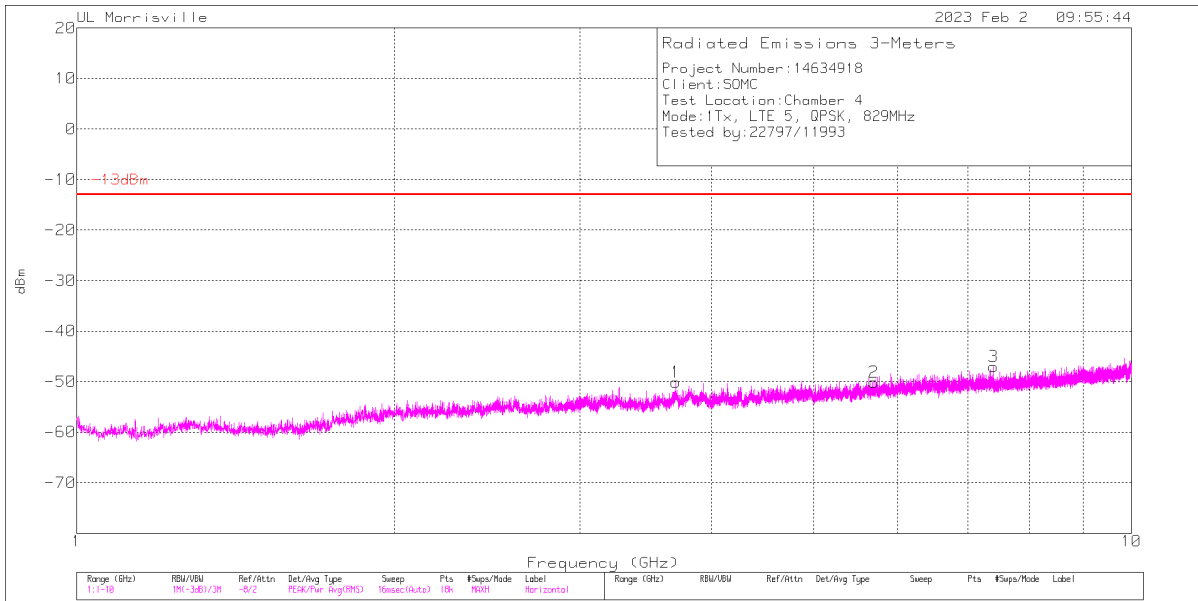
LIMITS

FCC: §22.917 (a)

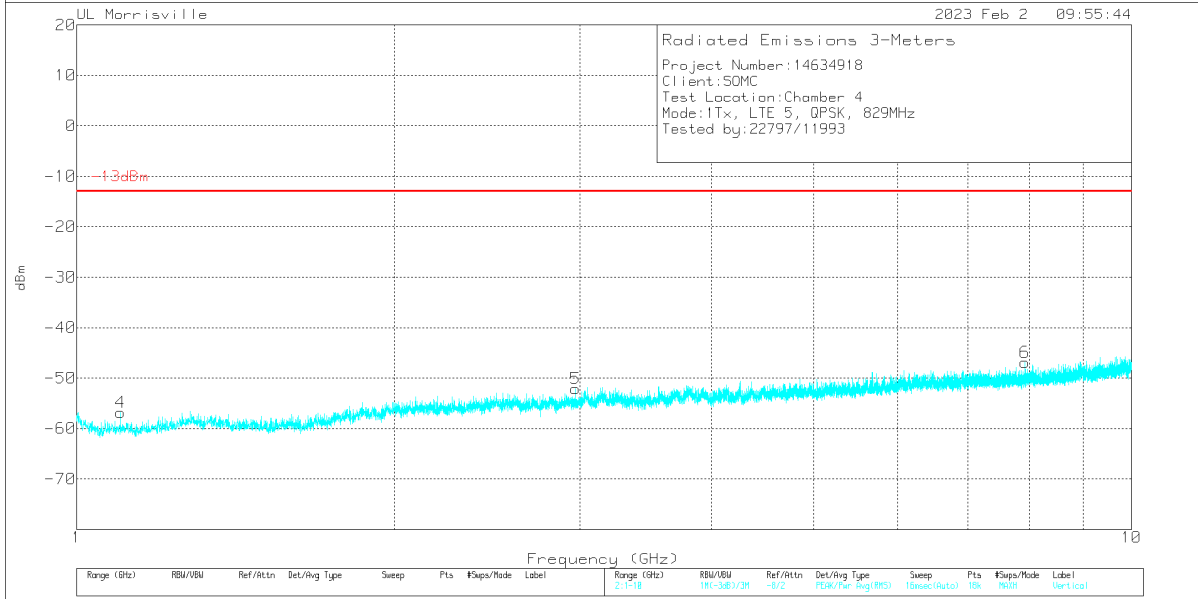
The power of any emission outside of the authorized operating frequency ranges must be attenuated below the transmitting power (P) by a factor of at least $43 + 10 \log (P)$ dB.

EUT Serial Number: QV7700EYFN

QPSK LTE5 (10MHz, Low Channel)



Rev 9.5 18 Oct 2021

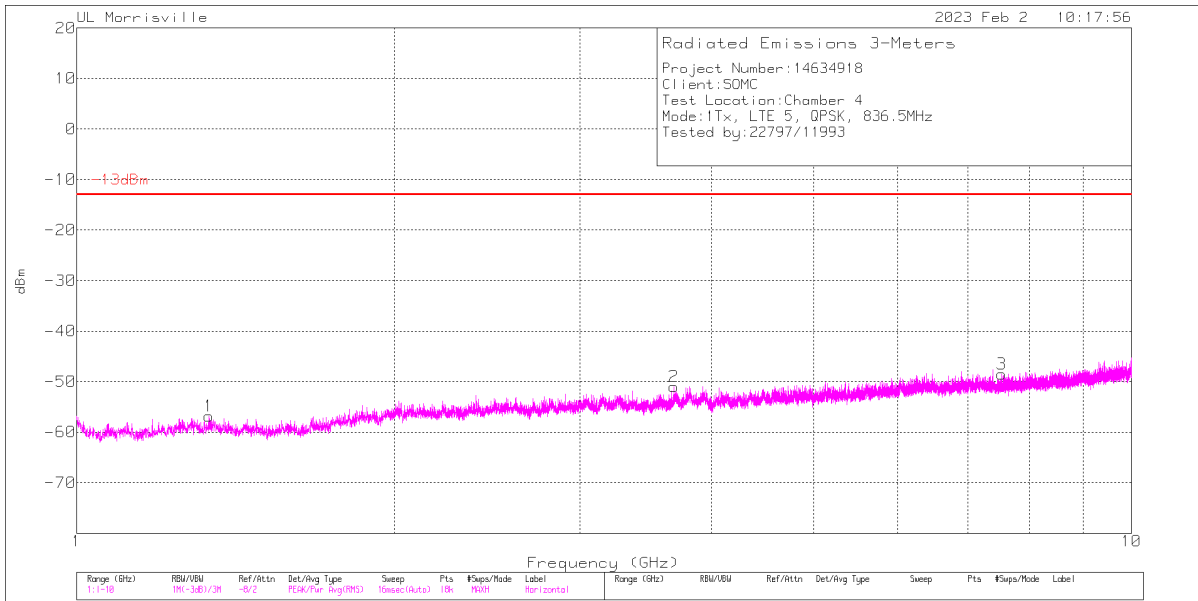


Rev 9.5 18 Oct 2021

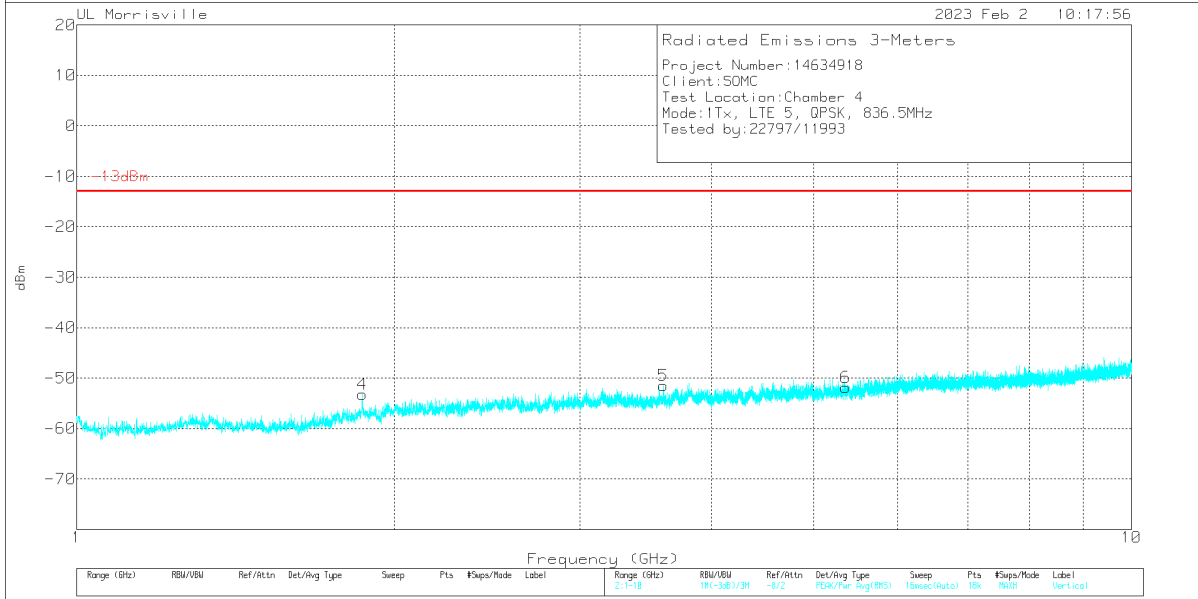
Marker	Frequency (GHz)	Meter Reading (dBm)	Det	AT0067 (dB/m)	Gain/Loss (dB)	Filter (dB)	CF (dB)	Corrected Reading dBm	-13dBm	Margin (dB)	Azimuth (Degs)	Height (cm)	Polarity
4	1.10049	-61.47	Pk	27.7	-35.8	1	11.8	-56.77	-13	-43.77	0-360	300	V
5	2.97239	-61.47	Pk	32.8	-35.6	.4	11.8	-52.07	-13	-39.07	0-360	300	V
1	3.69785	-61.76	Pk	33.2	-33.9	.6	11.8	-50.06	-13	-37.06	0-360	100	H
2	5.70024	-65.57	Pk	34.8	-31.4	.3	11.8	-50.07	-13	-37.07	0-360	200	H
3	7.40064	-66.04	Pk	35.6	-28.8	.4	11.8	-47.04	-13	-34.04	0-360	100	H
6	7.92211	-66.23	Pk	35.8	-28.6	.3	11.8	-46.93	-13	-33.93	0-360	300	V

Pk - Peak detector

QPSK LTE5 (10MHz, Mid Channel)



Rev 9.5 18 Oct 2021

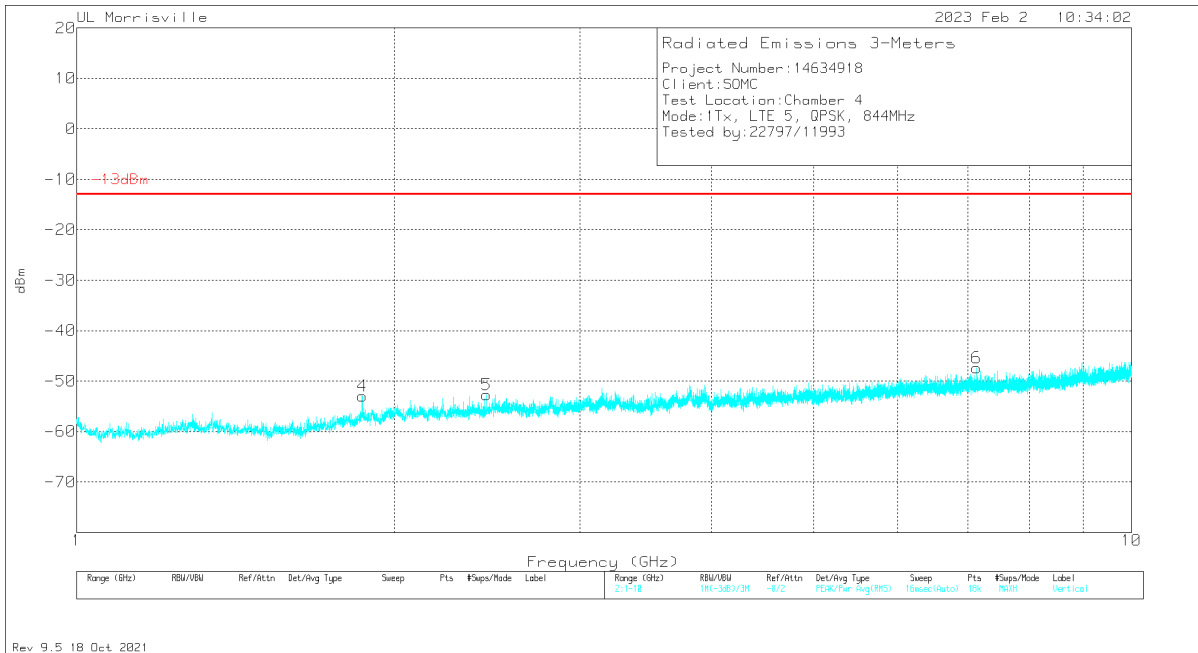
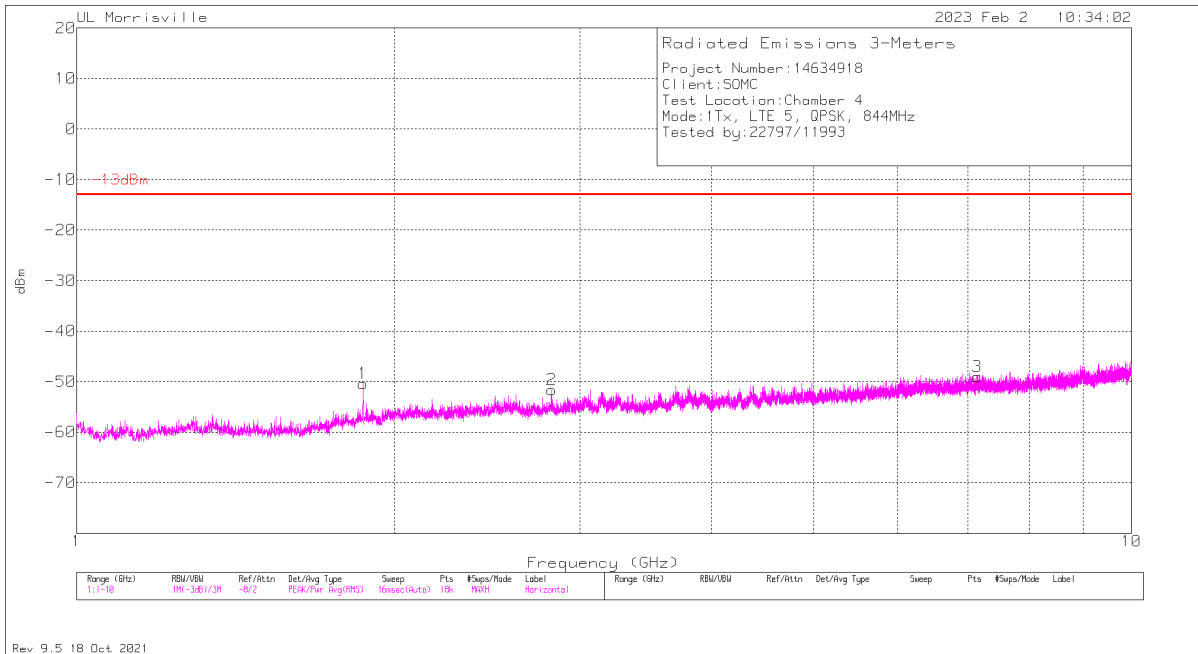


Rev 9.5 18 Oct 2021

Marker	Frequency (GHz)	Meter Reading (dBm)	Det	AT0067 (dB/m)	Gain/Loss (dB)	Filter (dB)	CF (dB)	Corrected Reading dBm	-13dBm	Margin (dB)	Azimuth (Degs)	Height (cm)	Polarity
1	1.33498	-62.39	Pk	29.3	-36	.5	11.8	-56.79	-13	-43.79	0-360	200	H
4	1.86545	-60.23	Pk	31.2	-36.4	.4	11.8	-53.23	-13	-40.23	0-360	300	V
5	3.60035	-62.13	Pk	33.2	-34.5	.2	11.8	-51.43	-13	-38.43	0-360	300	V
2	3.68185	-62.62	Pk	33.2	-34.1	.7	11.8	-51.02	-13	-38.02	0-360	200	H
6	5.35576	-66.37	Pk	34.5	-32.1	.3	11.8	-51.87	-13	-38.87	0-360	300	V
3	7.52963	-67.75	Pk	35.7	-28.5	.3	11.8	-48.45	-13	-35.45	0-360	100	H

Pk - Peak detector

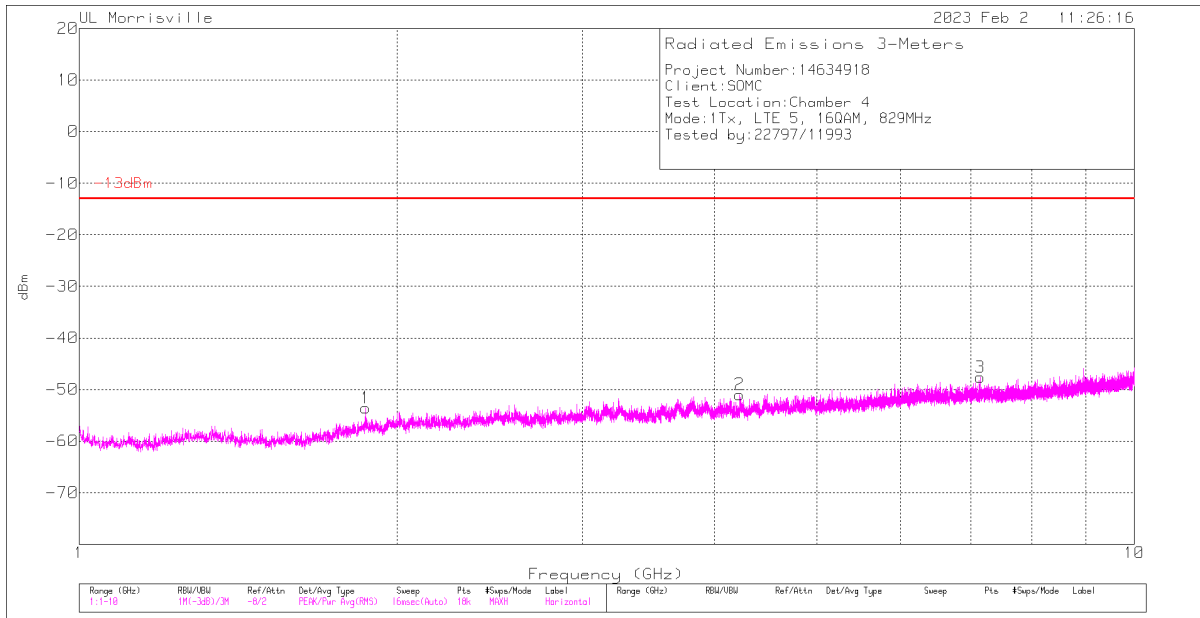
QPSK LTE5 (10MHz, High Channel)



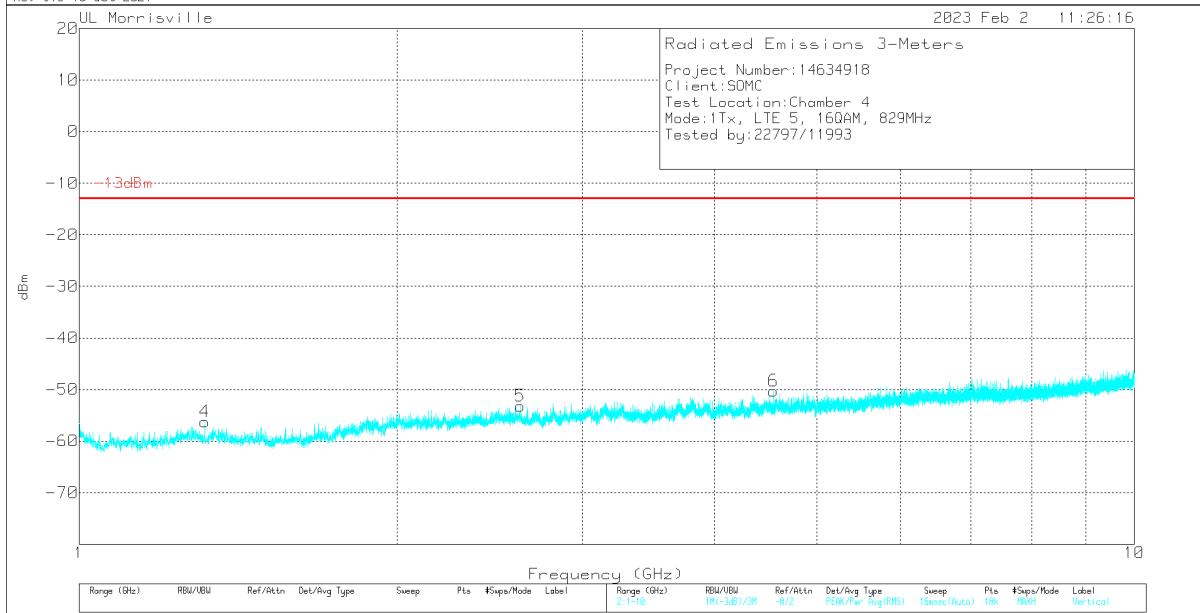
Marker	Frequency (GHz)	Meter Reading (dBm)	Det	AT0067 (dB/m)	Gain/Loss (dB)	Filter (dB)	CF (dB)	Corrected Reading dBm	-13dBm	Margin (dB)	Azimuth (Degs)	Height (cm)	Polarity
4	1.86495	-59.97	Pk	31.2	-36.4	.4	11.8	-52.97	-13	-39.97	0-360	200	V
1	1.86795	-57.37	Pk	31.2	-36.4	.4	11.8	-50.37	-13	-37.37	0-360	100	H
5	2.44542	-60.88	Pk	32.3	-36.2	.3	11.8	-52.68	-13	-39.68	0-360	300	V
2	2.8189	-60.58	Pk	32.6	-35.8	.4	11.8	-51.58	-13	-38.58	0-360	200	H
6	7.13266	-66.29	Pk	35.7	-28.9	.3	11.8	-47.39	-13	-34.39	0-360	300	V
3	7.14066	-68.05	Pk	35.7	-28.8	.4	11.8	-48.95	-13	-35.95	0-360	100	H

Pk - Peak detector

16QAM LTE5 (10MHz, Low Channel)



Rev 9.5 18 Oct 2021

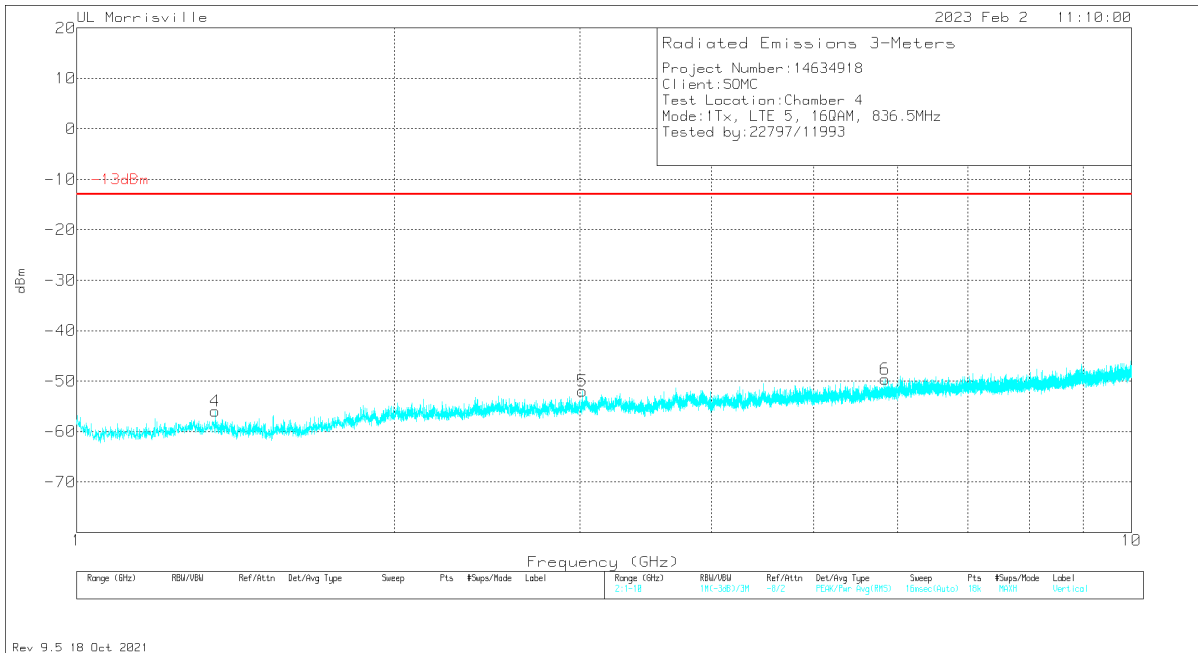
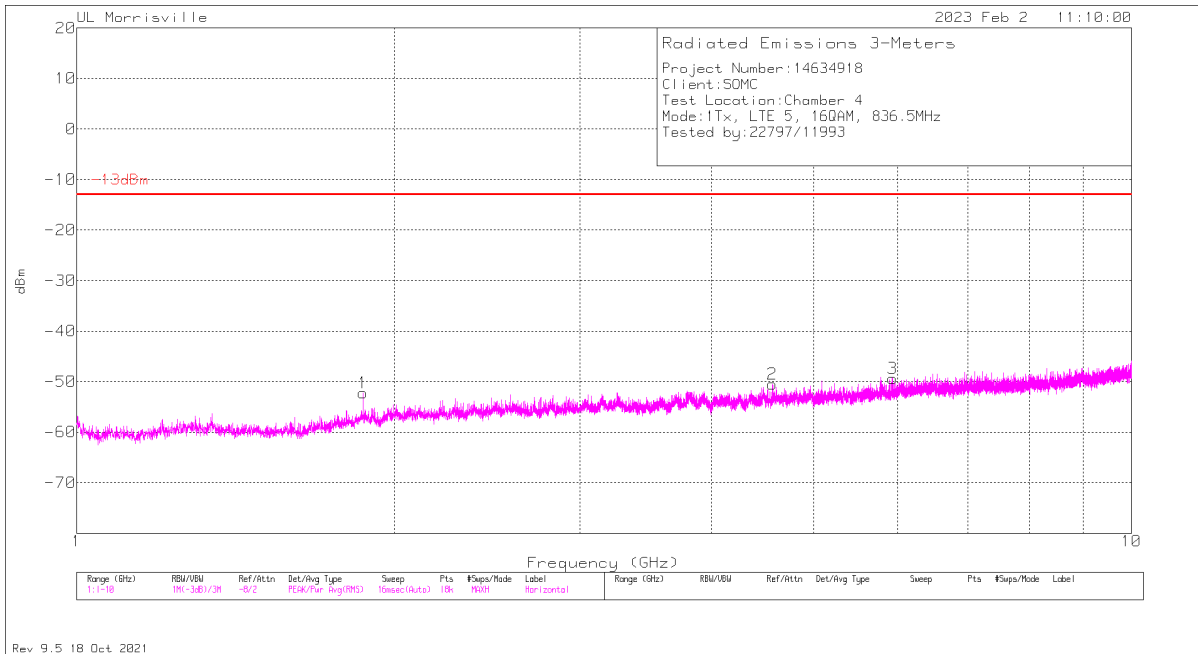


Rev 9.5 18 Oct 2021

Marker	Frequency (GHz)	Meter Reading (dBm)	Det	AT0067 (dB/m)	Gain/Loss (dB)	Filter (dB)	CF (dB)	Corrected Reading dBm	-13dBm	Margin (dB)	Azimuth (Degs)	Height (cm)	Polarity
4	1.31498	-61.76	Pk	29.2	-36	.5	11.8	-56.26	-13	-43.26	0-360	200	V
1	1.86795	-60.58	Pk	31.2	-36.4	.4	11.8	-53.58	-13	-40.58	0-360	100	H
5	2.61891	-61.8	Pk	32.5	-36.1	.4	11.8	-53.2	-13	-40.2	0-360	300	V
2	4.22482	-64.08	Pk	33.3	-32.6	.6	11.8	-50.98	-13	-37.98	0-360	200	H
6	4.55105	-63.69	Pk	34	-32.5	.1	11.8	-50.29	-13	-37.29	0-360	300	V
3	7.14266	-66.74	Pk	35.7	-28.8	.4	11.8	-47.64	-13	-34.64	0-360	100	H

Pk - Peak detector

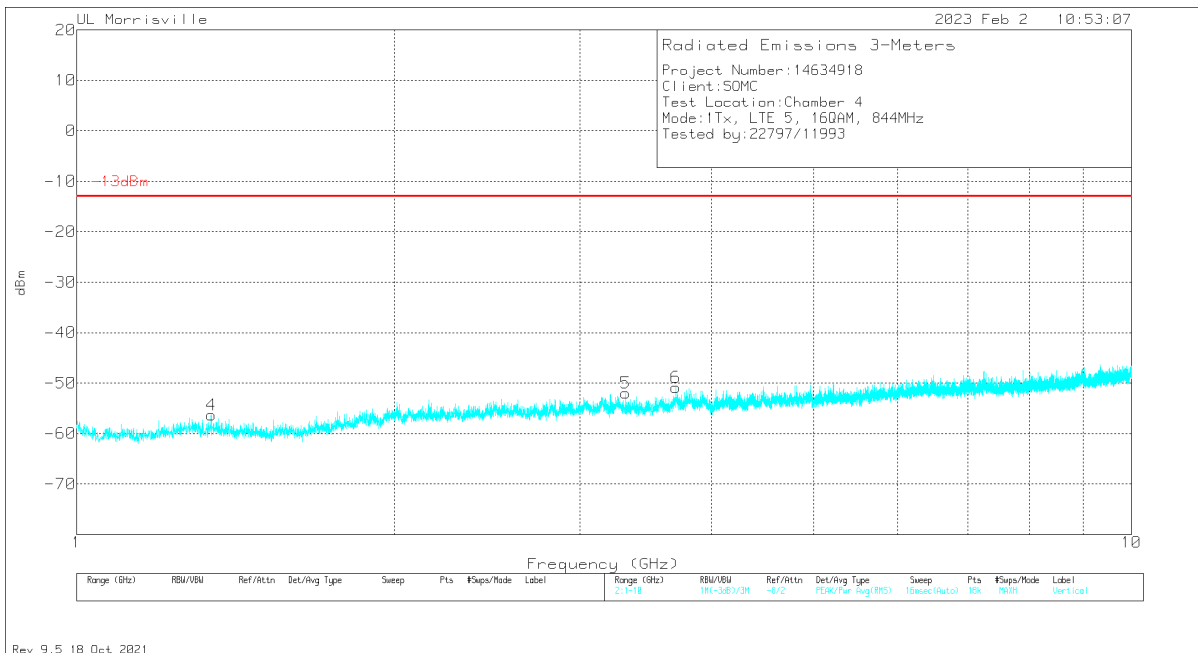
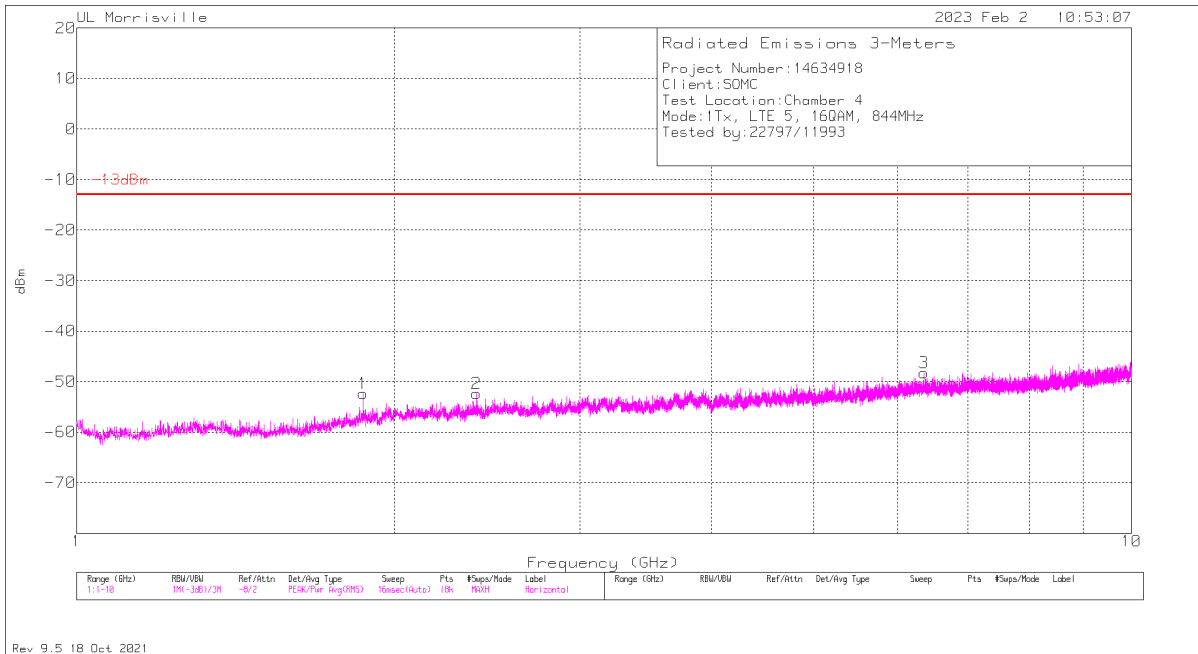
16QAM LTE5 (10MHz, Mid Channel)



Marker	Frequency (GHz)	Meter Reading (dBm)	Det	AT0067 (dB/m)	Gain/Loss (dB)	Filter (dB)	CF (dB)	Corrected Reading dBm	-13dBm	Margin (dB)	Azimuth (Degs)	Height (cm)	Polarity
4	1.35298	-61.56	Pk	29.5	-36.1	.4	11.8	-55.96	-13	-42.96	0-360	300	V
1	1.86795	-59.2	Pk	31.2	-36.4	.4	11.8	-52.2	-13	-39.2	0-360	100	H
5	3.01539	-61.91	Pk	33.1	-35.6	.6	11.8	-52.01	-13	-39.01	0-360	200	V
2	4.5683	-64.15	Pk	34.1	-32.4	.2	11.8	-50.45	-13	-37.45	0-360	100	H
6	5.83873	-65.77	Pk	35	-30.9	.3	11.8	-49.57	-13	-36.57	0-360	300	V
3	5.93972	-65.94	Pk	35.1	-30.7	.4	11.8	-49.34	-13	-36.34	0-360	200	H

Pk - Peak detector

16QAM LTE5 (10MHz, High Channel)



Marker	Frequency (GHz)	Meter Reading (dBm)	Det	AT0067 (dB/m)	Gain/Loss (dB)	Filter (dB)	CF (dB)	Corrected Reading dBm	-13dBm	Margin (dB)	Azimuth (Degs)	Height (cm)	Polarity
4	1.34098	-62.06	Pk	29.4	-36	.5	11.8	-56.36	-13	-43.36	0-360	300	V
1	1.86795	-59.3	Pk	31.2	-36.4	.4	11.8	-52.3	-13	-39.3	0-360	100	H
2	2.39242	-60.54	Pk	32.2	-36.2	.4	11.8	-52.34	-13	-39.34	0-360	100	H
5	3.31537	-62.31	Pk	33	-35.1	.6	11.8	-52.01	-13	-39.01	0-360	300	V
6	3.69735	-62.54	Pk	33.2	-33.9	.6	11.8	-50.84	-13	-37.84	0-360	200	V
3	6.3587	-66.43	Pk	35.5	-29.5	.4	11.8	-48.23	-13	-35.23	0-360	100	H

Pk - Peak detector

10.1.5. 5G NR n5

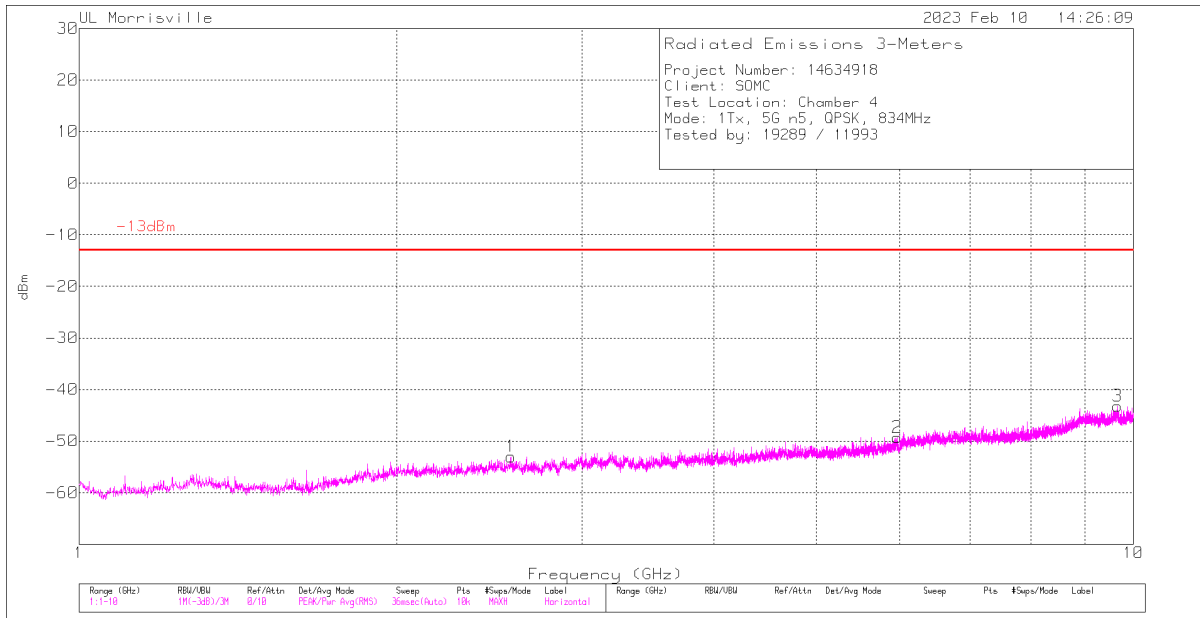
LIMITS

FCC: §22.917 (a)

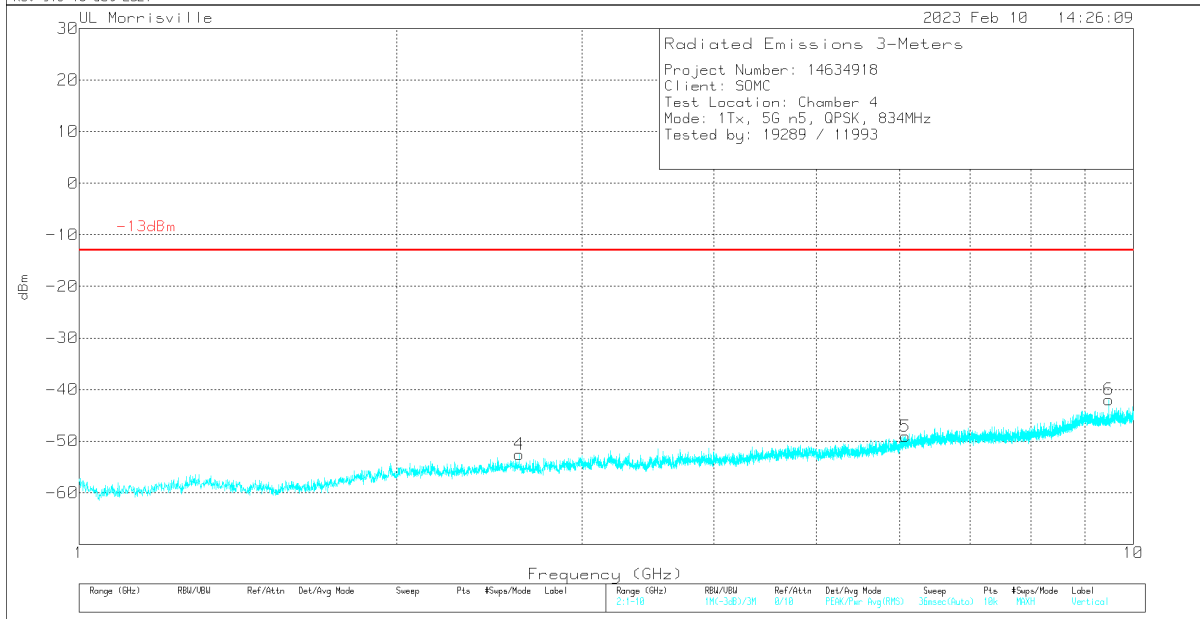
The power of any emission outside of the authorized operating frequency ranges must be attenuated below the transmitting power (P) by a factor of at least $43 + 10 \log (P)$ dB.

EUT Serial Number: QV7700EYFN

QPSK 5G NR N5 (20MHz, Low Channel)



Rev 9.5 18 Oct 2021

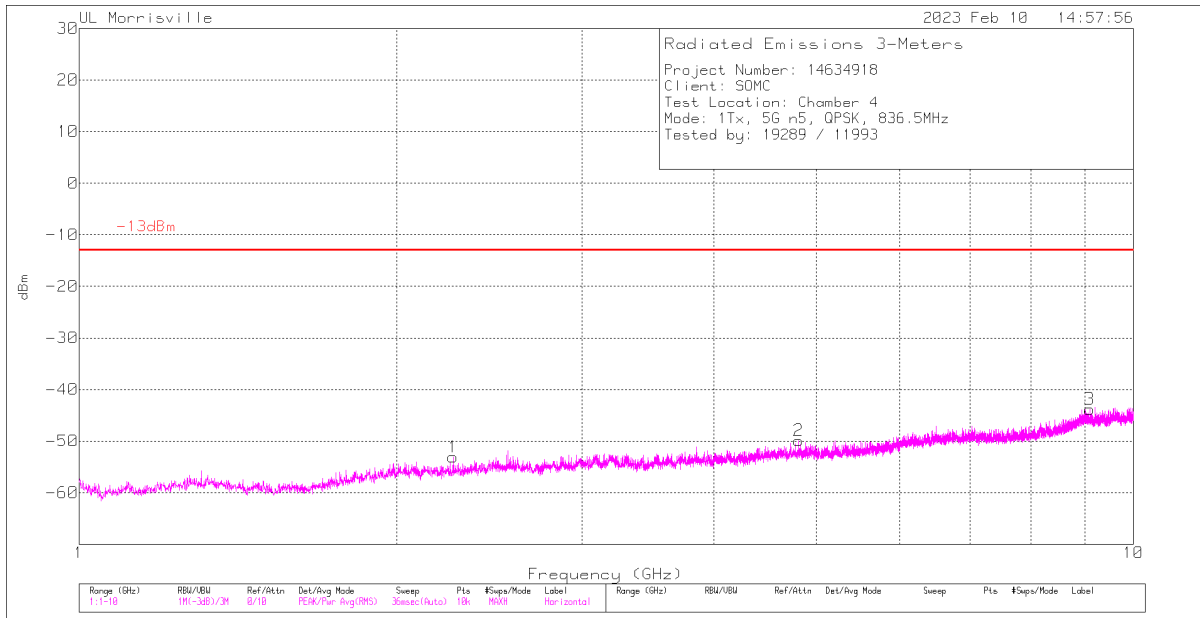


Rev 9.5 18 Oct 2021

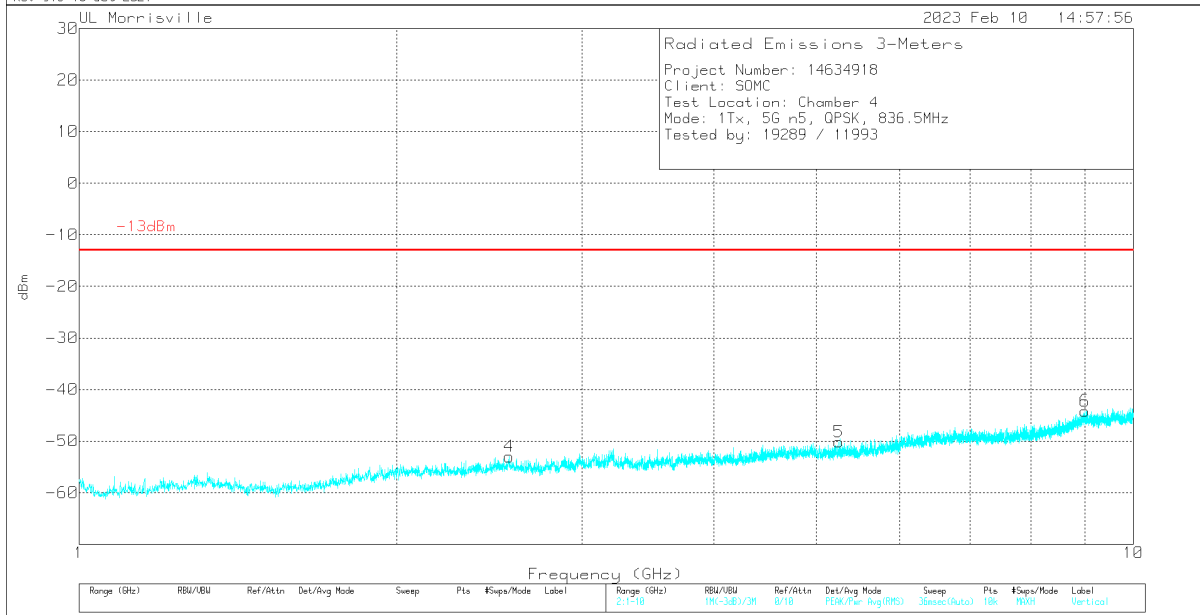
Marker	Frequency (GHz)	Meter Reading (dBm)	Det	AT0067 (dB/m)	Gain/Loss (dB)	Filter (dB)	CF (dB)	Corrected Reading dBm	-13dBm	Margin (dB)	Azimuth (Degs)	Height (cm)	Polarity
1	2.5678	-61.82	Pk	32.7	-36.2	.5	11.8	-53.02	-13	-40.02	0-360	200	H
4	2.6146	-61.15	Pk	32.5	-36.1	.4	11.8	-52.55	-13	-39.55	0-360	300	V
2	5.9689	-66.19	Pk	35.1	-30.6	.6	11.8	-49.29	-13	-36.29	0-360	200	H
5	6.076	-66.79	Pk	35.4	-30.3	.8	11.8	-49.09	-13	-36.09	0-360	200	V
6	9.4771	-64.65	Pk	36.5	-26.4	.8	11.8	-41.95	-13	-28.95	0-360	300	V
3	9.6589	-66.11	Pk	36.7	-26.4	.8	11.8	-43.21	-13	-30.21	0-360	100	H

Pk - Peak detector

QPSK 5G NR N5 (20MHz, Mid Channel)



Rev 9.5 18 Oct 2021

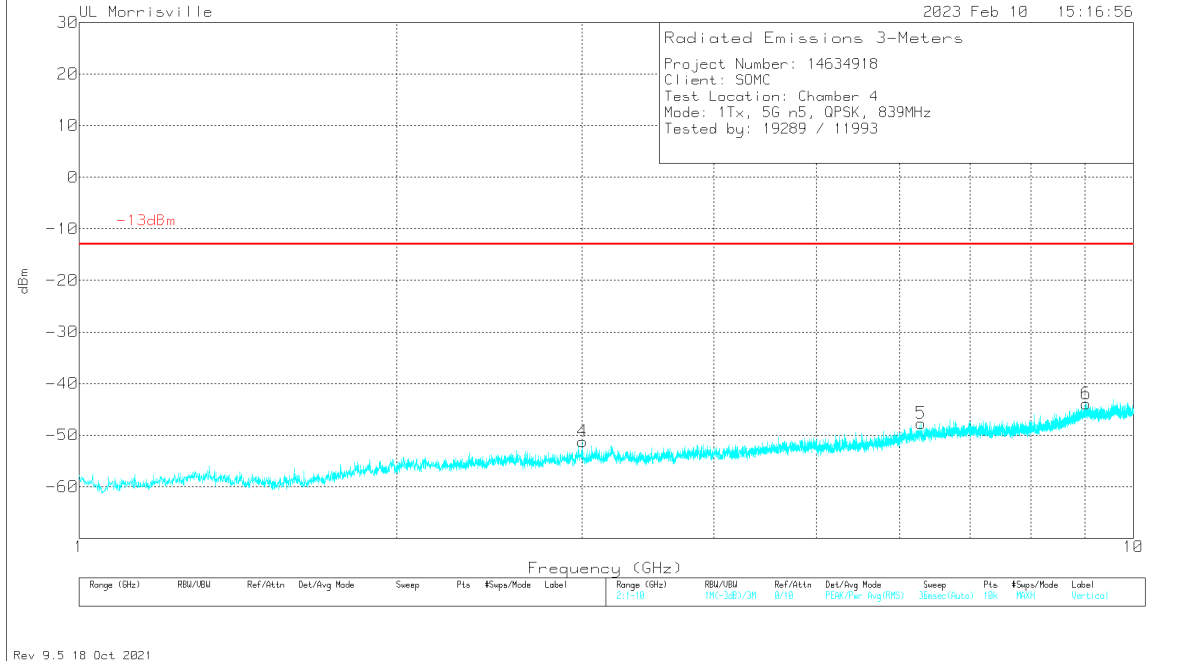
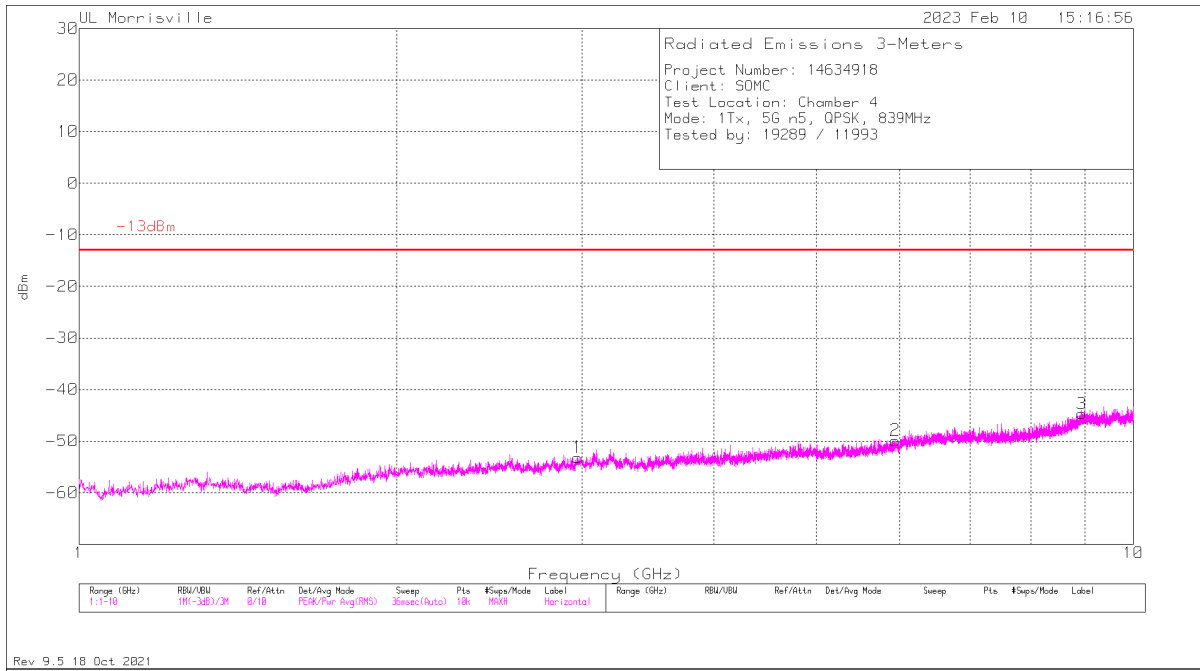


Rev 9.5 18 Oct 2021

Marker	Frequency (GHz)	Meter Reading (dBm)	Det	AT0067 (dB/m)	Gain/Loss (dB)	Filter (dB)	CF (dB)	Corrected Reading dBm	-13dBm	Margin (dB)	Azimuth (Degs)	Height (cm)	Polarity
1	2.2627	-60.9	Pk	31.9	-36.3	.4	11.8	-53.1	-13	-40.1	0-360	200	H
4	2.5588	-61.8	Pk	32.7	-36.2	.5	11.8	-53	-13	-40	0-360	300	V
2	4.8124	-64.11	Pk	34.1	-32	.3	11.8	-49.91	-13	-36.91	0-360	100	H
5	5.2579	-64.59	Pk	34.3	-32.1	.4	11.8	-50.19	-13	-37.19	0-360	300	V
6	8.9938	-66.49	Pk	36.1	-26.1	.5	11.8	-44.19	-13	-31.19	0-360	300	V
3	9.0901	-65.92	Pk	36.2	-26.6	.7	11.8	-43.82	-13	-30.82	0-360	200	H

Pk - Peak detector

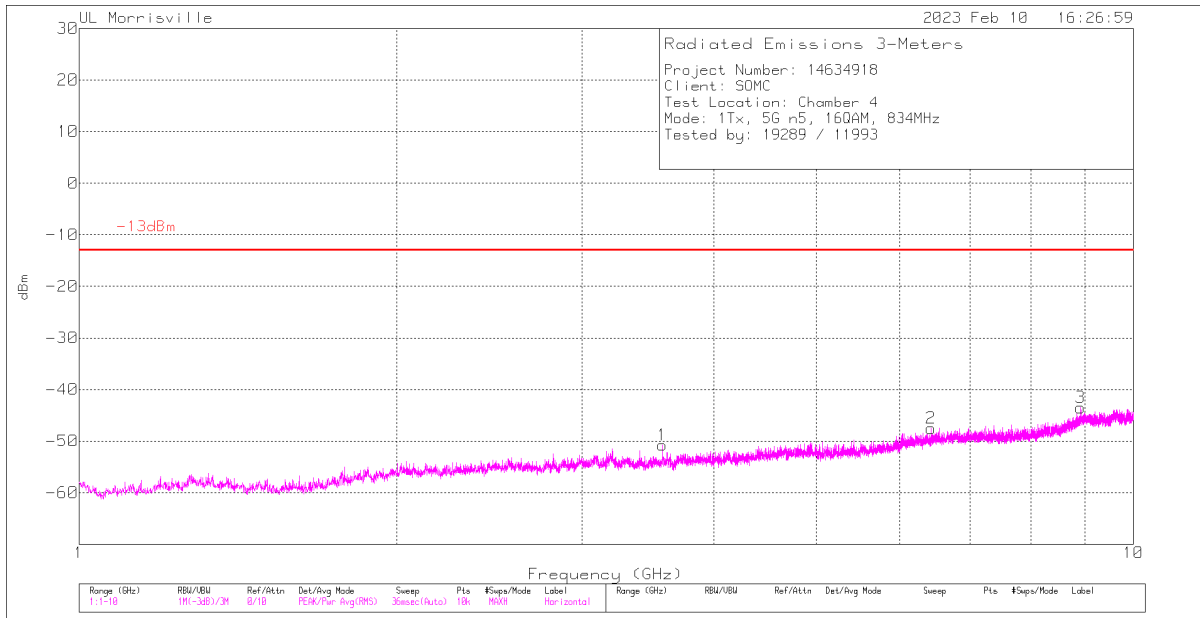
QPSK 5G NR N5 (20MHz, High Channel)



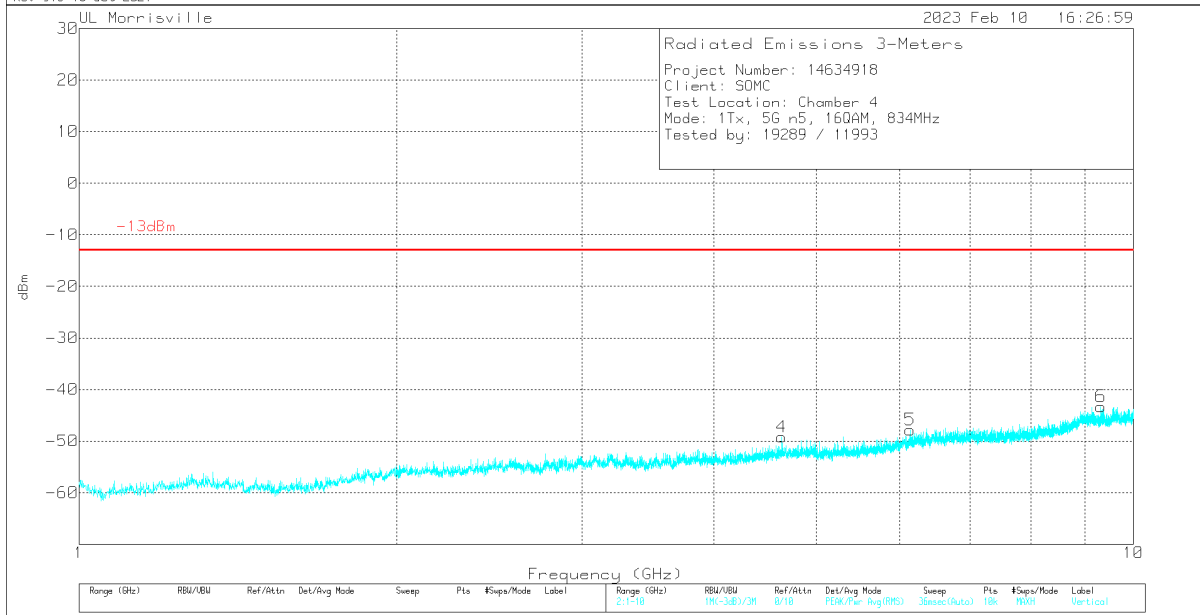
Marker	Frequency (GHz)	Meter Reading (dBm)	Det	AT0067 (dB/m)	Gain/Loss (dB)	Filter (dB)	CF (dB)	Corrected Reading dBm	-13dBm	Margin (dB)	Azimuth (Degs)	Height (cm)	Polarity
1	2.9719	-62.68	Pk	32.8	-35.6	.5	11.8	-53.18	-13	-40.18	0-360	200	H
4	3.0025	-60.95	Pk	33	-35.5	.4	11.8	-51.25	-13	-38.25	0-360	200	V
2	5.9428	-66.57	Pk	35.1	-30.8	.6	11.8	-49.87	-13	-36.87	0-360	100	H
5	6.2911	-65.9	Pk	35.5	-29.7	.6	11.8	-47.7	-13	-34.7	0-360	200	V
3	8.9362	-66.69	Pk	36.1	-26.5	.6	11.8	-44.69	-13	-31.69	0-360	200	H
6	9.0172	-66.22	Pk	36.1	-26.1	.5	11.8	-43.92	-13	-30.92	0-360	200	V

Pk - Peak detector

16QAM 5G NR N5 (20MHz, Low Channel)



Rev 9.5 18 Oct 2021

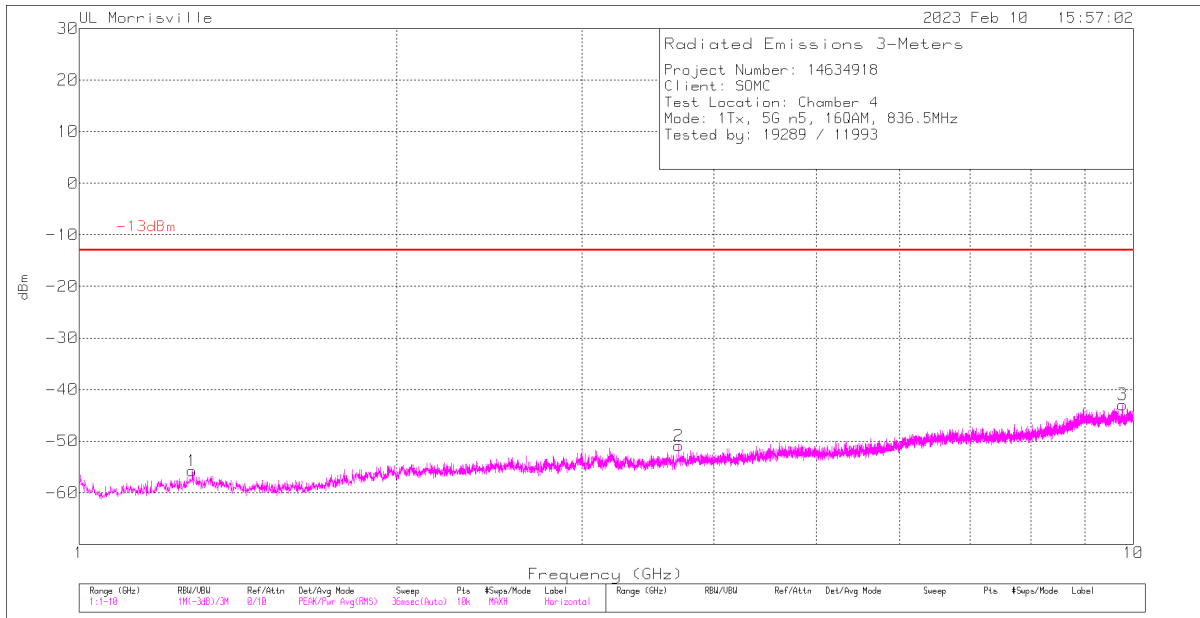


Rev 9.5 18 Oct 2021

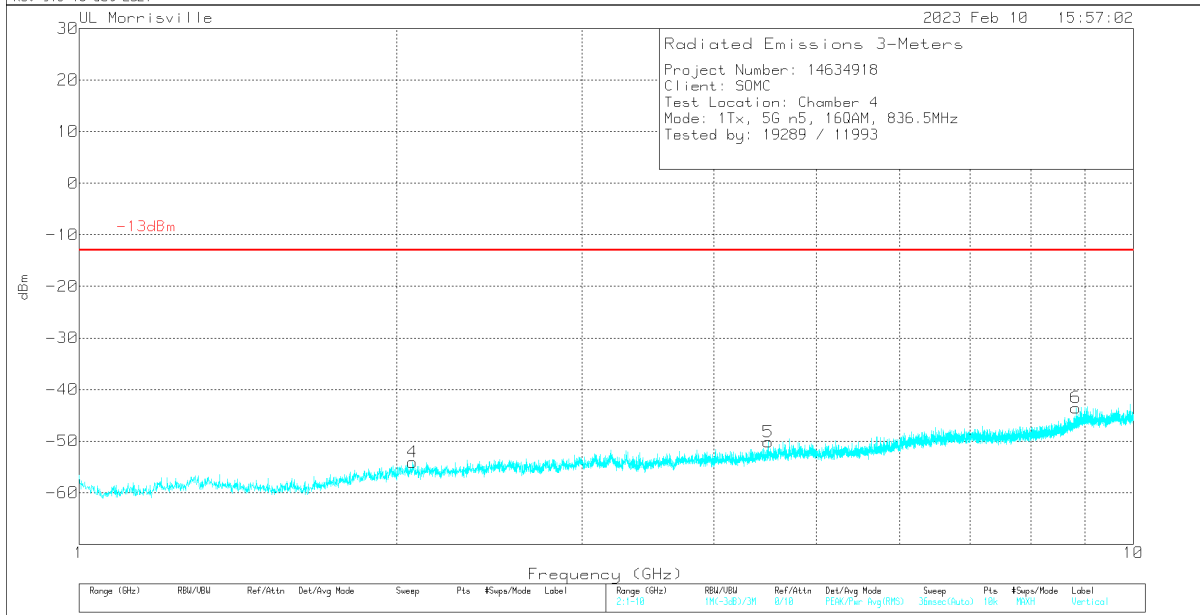
Marker	Frequency (GHz)	Meter Reading (dBm)	Det	AT0067 (dB/m)	Gain/Loss (dB)	Filter (dB)	CF (dB)	Corrected Reading dBm	-13dBm	Margin (dB)	Azimuth (Degs)	Height (cm)	Polarity
1	3.5758	-61.79	Pk	33.1	-34.5	.6	11.8	-50.79	-13	-37.79	0-360	100	H
4	4.6369	-63.1	Pk	34.1	-32.4	.4	11.8	-49.2	-13	-36.2	0-360	200	V
5	6.1408	-65.61	Pk	35.5	-30.2	.7	11.8	-47.81	-13	-34.81	0-360	300	V
2	6.4288	-65.82	Pk	35.6	-29.7	.6	11.8	-47.52	-13	-34.52	0-360	100	H
3	8.9065	-65.41	Pk	36.1	-26.5	.5	11.8	-43.51	-13	-30.51	0-360	100	H
6	9.316	-65.9	Pk	36.4	-26.2	.6	11.8	-43.3	-13	-30.3	0-360	300	V

Pk - Peak detector

16QAM 5G NR N5 (20MHz, Mid Channel)



Rev 9.5 18 Oct 2021

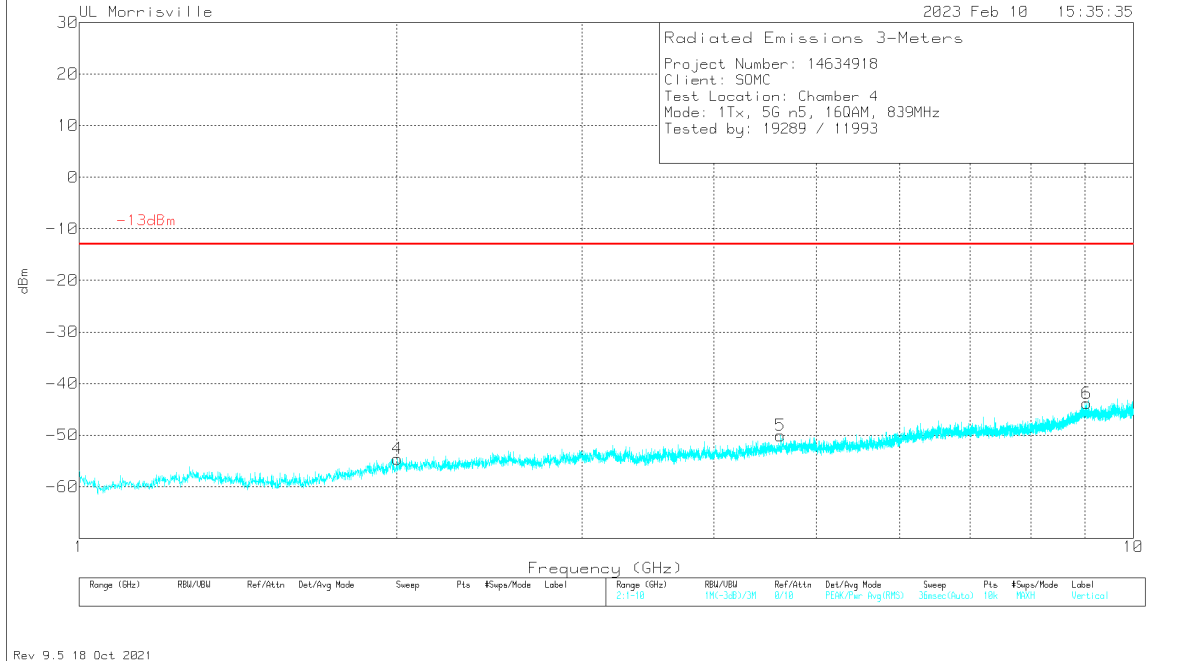
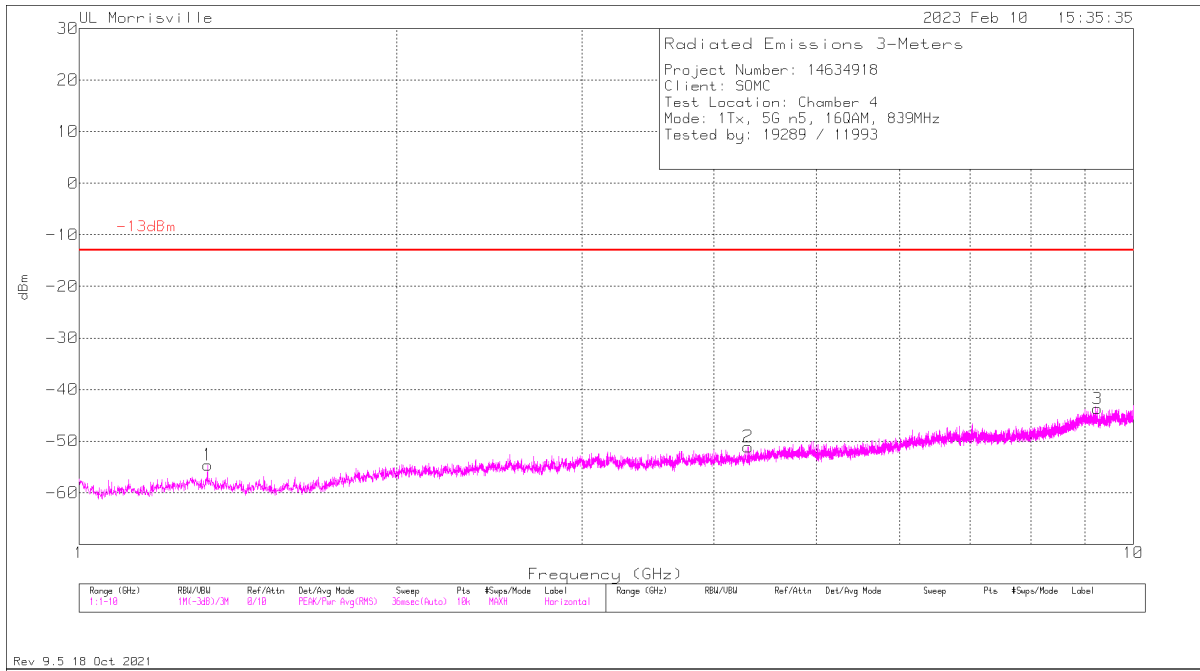


Rev 9.5 18 Oct 2021

Marker	Frequency (GHz)	Meter Reading (dBm)	Det	AT0067 (dB/m)	Gain/Loss (dB)	Filter (dB)	CF (dB)	Corrected Reading dBm	-13dBm	Margin (dB)	Azimuth (Degs)	Height (cm)	Polarity
1	1.2799	-62.28	Pk	29.7	-36	1	11.8	-55.78	-13	-42.78	0-360	100	H
4	2.0701	-61.81	Pk	32	-36.4	.3	11.8	-54.11	-13	-41.11	0-360	200	V
2	3.7036	-62.61	Pk	33.3	-33.9	.5	11.8	-50.91	-13	-37.91	0-360	100	H
5	4.5046	-63.97	Pk	33.8	-32.2	.4	11.8	-50.17	-13	-37.17	0-360	300	V
6	8.821	-65.13	Pk	36	-26.7	.5	11.8	-43.53	-13	-30.53	0-360	300	V
3	9.7705	-65.73	Pk	36.8	-26.7	.9	11.8	-42.93	-13	-29.93	0-360	100	H

Pk - Peak detector

16QAM 5G NR N5 (20MHz, High Channel)



Marker	Frequency (GHz)	Meter Reading (dBm)	Det	AT0067 (dB/m)	Gain/Loss (dB)	Filter (dB)	CF (dB)	Corrected Reading dBm	-13dBm	Margin (dB)	Azimuth (Degs)	Height (cm)	Polarity
1	1.324	-60.75	Pk	29.2	-35.9	1	11.8	-54.65	-13	-41.65	0-360	200	H
4	2.0035	-62.39	Pk	31.9	-36.3	.4	11.8	-54.59	-13	-41.59	0-360	300	V
2	4.3102	-64.3	Pk	33.4	-32.3	.3	11.8	-51.1	-13	-38.1	0-360	200	H
5	4.6279	-63.99	Pk	34.1	-32.4	.4	11.8	-50.09	-13	-37.09	0-360	300	V
6	9.0307	-65.94	Pk	36.1	-26.3	.5	11.8	-43.84	-13	-30.84	0-360	200	V
3	9.2458	-66.22	Pk	36.3	-26.3	.7	11.8	-43.72	-13	-30.72	0-360	100	H

Pk - Peak detector

10.1.6. LTE BAND 12

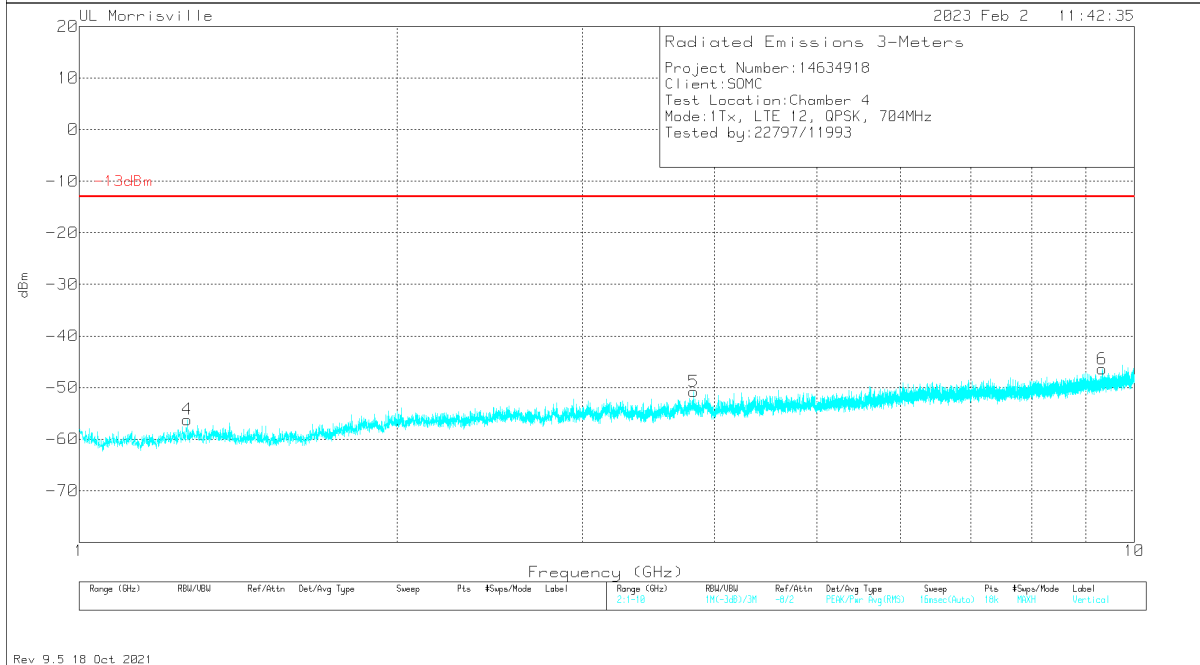
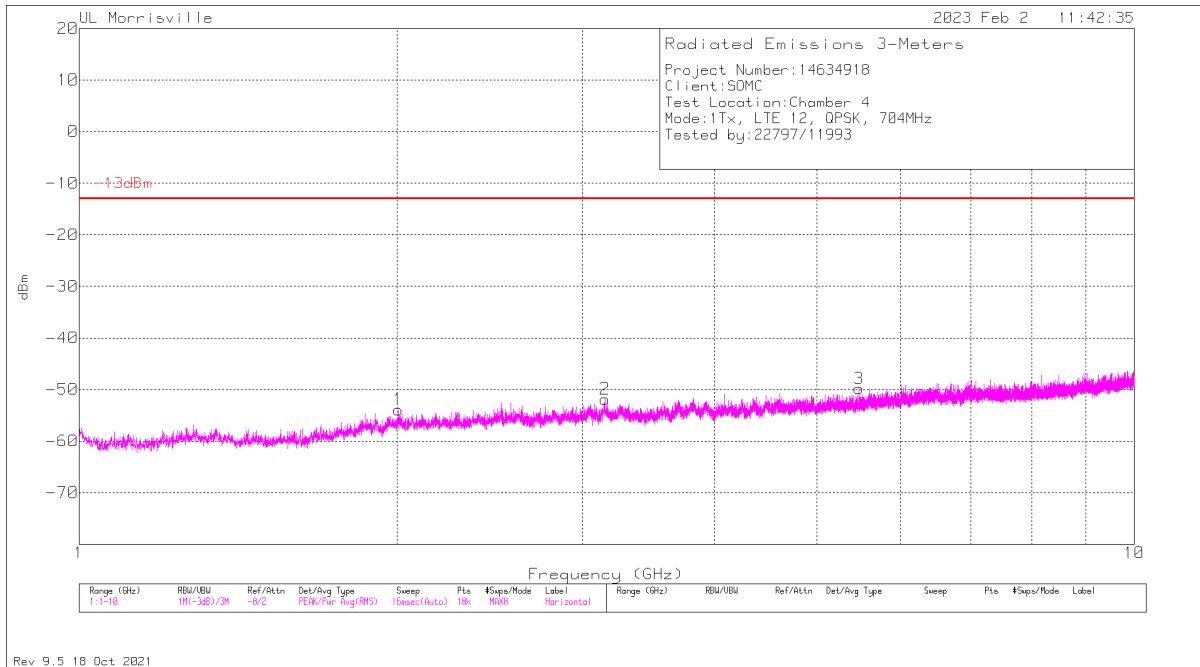
LIMITS

FCC: §27.53 (g)

The power of any emission outside of the authorized operating frequency ranges must be attenuated below the transmitting power (P) by a factor of at least $43 + 10 \log (P)$ dB.

EUT Serial Number: QV7700EYFN

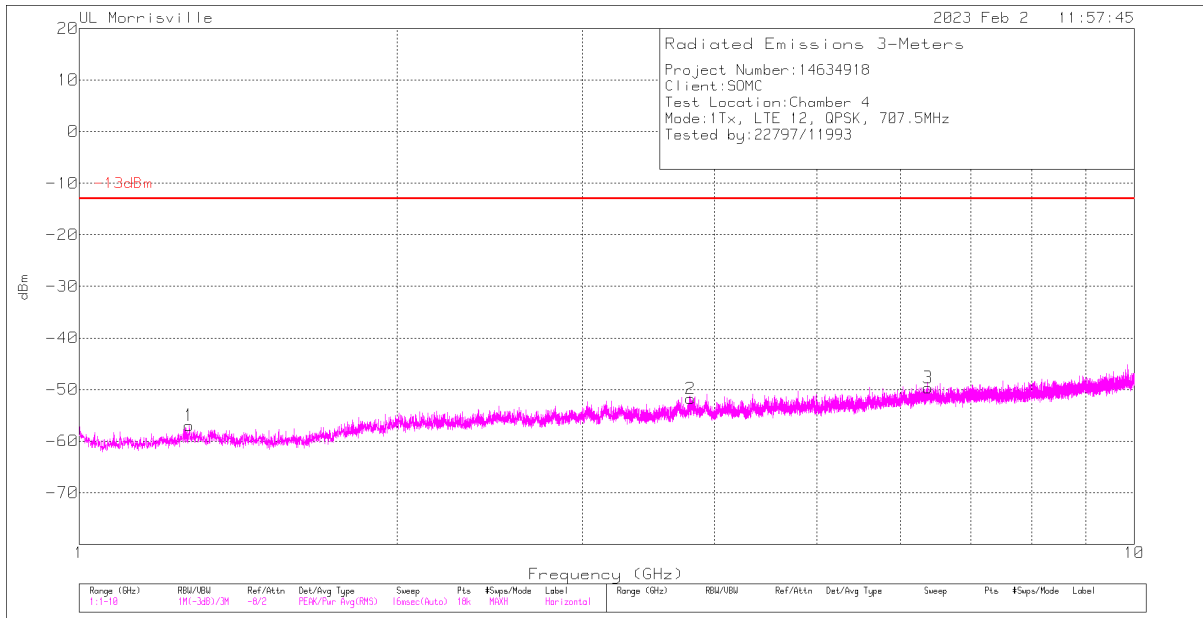
QPSK LTE12 (10MHz, Low Channel)



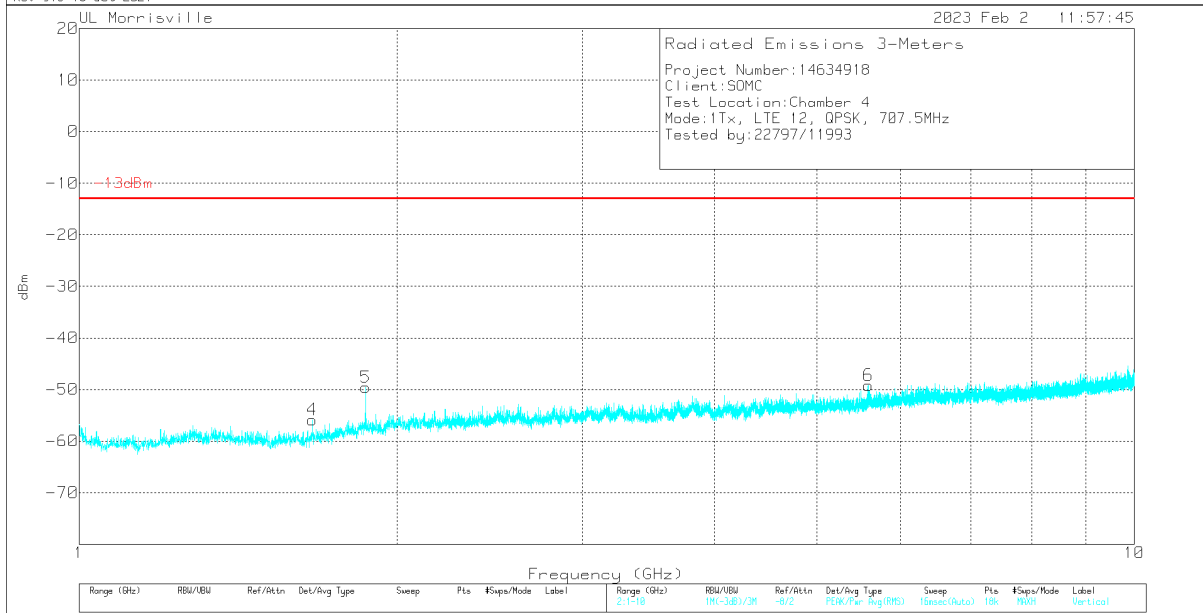
Marker	Frequency (GHz)	Meter Reading (dBm)	Det	AT0067 (dB/m)	Gain/Loss (dB)	Filter (dB)	CF (dB)	Corrected Reading dBm	-13dBm	Margin (dB)	Azimuth (Degs)	Height (cm)	Polarity
4	1.26549	-62	Pk	29.4	-35.9	.5	11.8	-56.2	-13	-43.2	0-360	200	V
1	2.00644	-61.72	Pk	31.9	-36.3	.4	11.8	-53.92	-13	-40.92	0-360	100	H
2	3.14988	-61.87	Pk	33.1	-35.6	.7	11.8	-51.87	-13	-38.87	0-360	100	H
5	3.82284	-63	Pk	33.5	-33.8	.7	11.8	-50.8	-13	-37.8	0-360	200	V
3	5.48575	-64.81	Pk	34.6	-31.8	.4	11.8	-49.81	-13	-36.81	0-360	100	H
6	9.32453	-68.93	Pk	36.4	-26.1	.4	11.8	-46.43	-13	-33.43	0-360	200	V

Pk - Peak detector

QPSK LTE12 (10MHz, Mid Channel)



Rev 9.5 18 Oct 2021

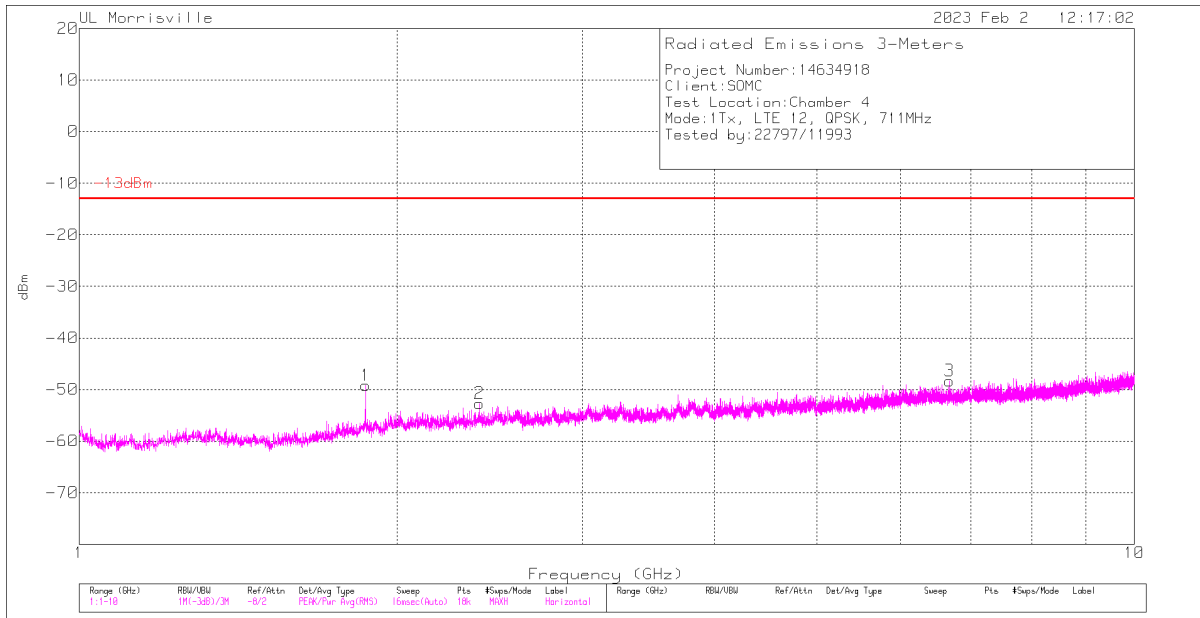


Rev 9.5 18 Oct 2021

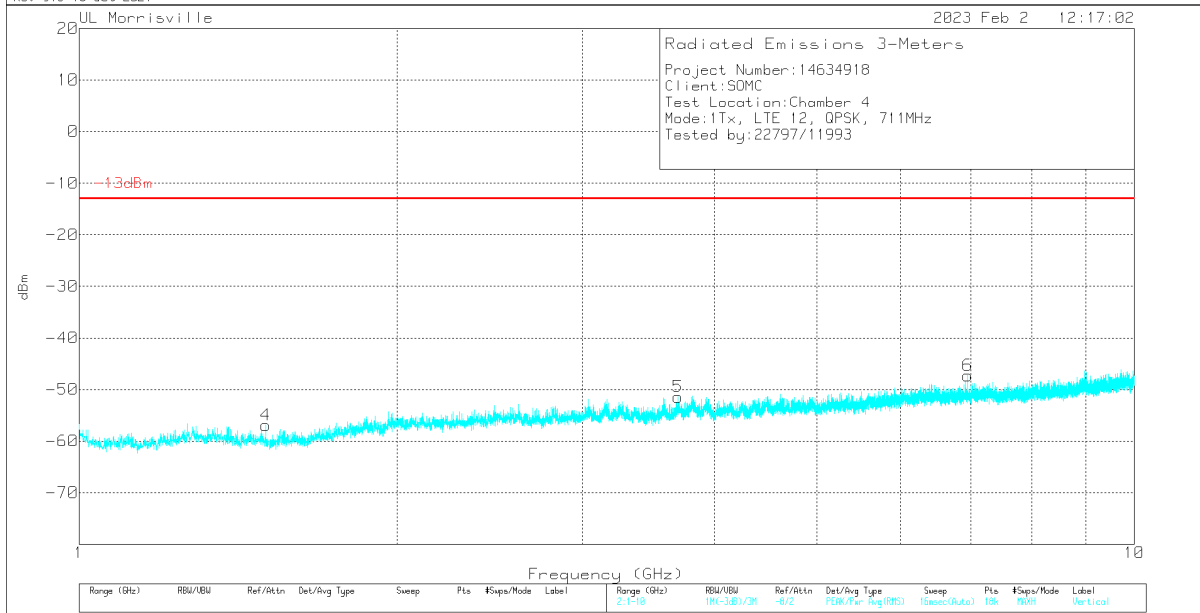
Marker	Frequency (GHz)	Meter Reading (dBm)	Det	AT0067 (dB/m)	Gain/Loss (dB)	Filter (dB)	CF (dB)	Corrected Reading dBm	-13dBm	Margin (dB)	Azimuth (Degs)	Height (cm)	Polarity
1	1.27148	-62.89	Pk	29.5	-35.9	.5	11.8	-56.99	-13	-43.99	0-360	100	H
4	1.66346	-60.77	Pk	28.8	-36.2	.5	11.8	-55.87	-13	-42.87	0-360	300	V
5	1.86845	-56.57	Pk	31.2	-36.4	.4	11.8	-49.57	-13	-36.57	0-360	300	V
2	3.79684	-63.67	Pk	33.5	-33.9	.5	11.8	-51.77	-13	-38.77	0-360	100	H
6	5.59524	-64.69	Pk	34.8	-31.4	.3	11.8	-49.19	-13	-36.19	0-360	300	V
3	6.3747	-67.68	Pk	35.5	-29.6	.3	11.8	-49.68	-13	-36.68	0-360	200	H

Pk - Peak detector

QPSK LTE12 (10MHz, High Channel)



Rev 9.5 18 Oct 2021

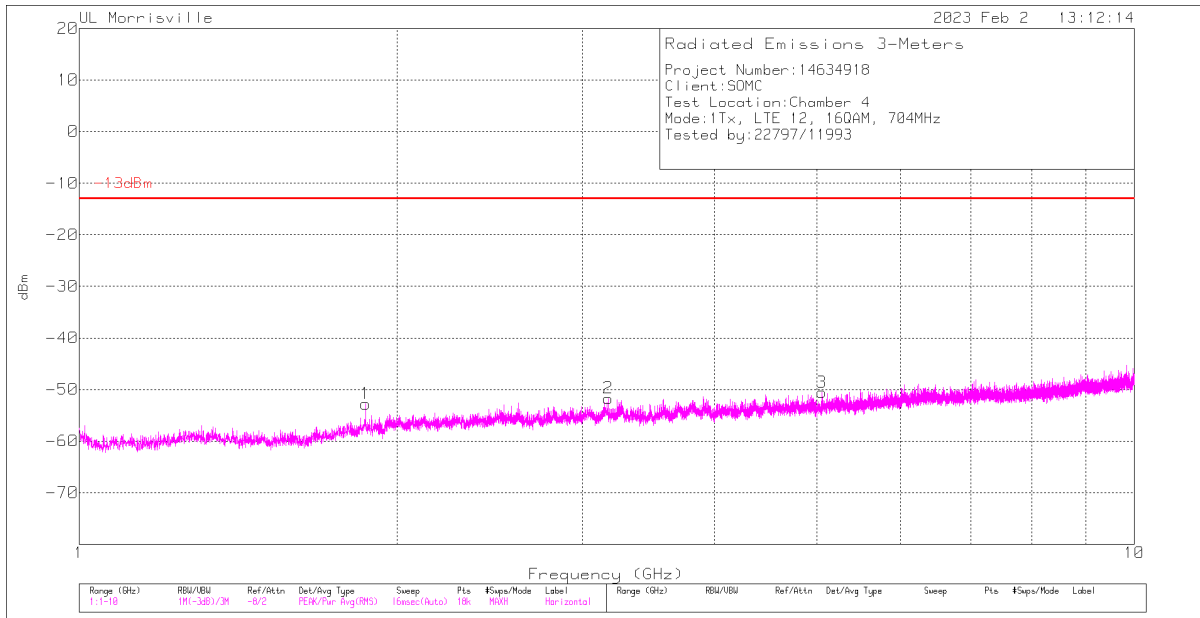


Rev 9.5 18 Oct 2021

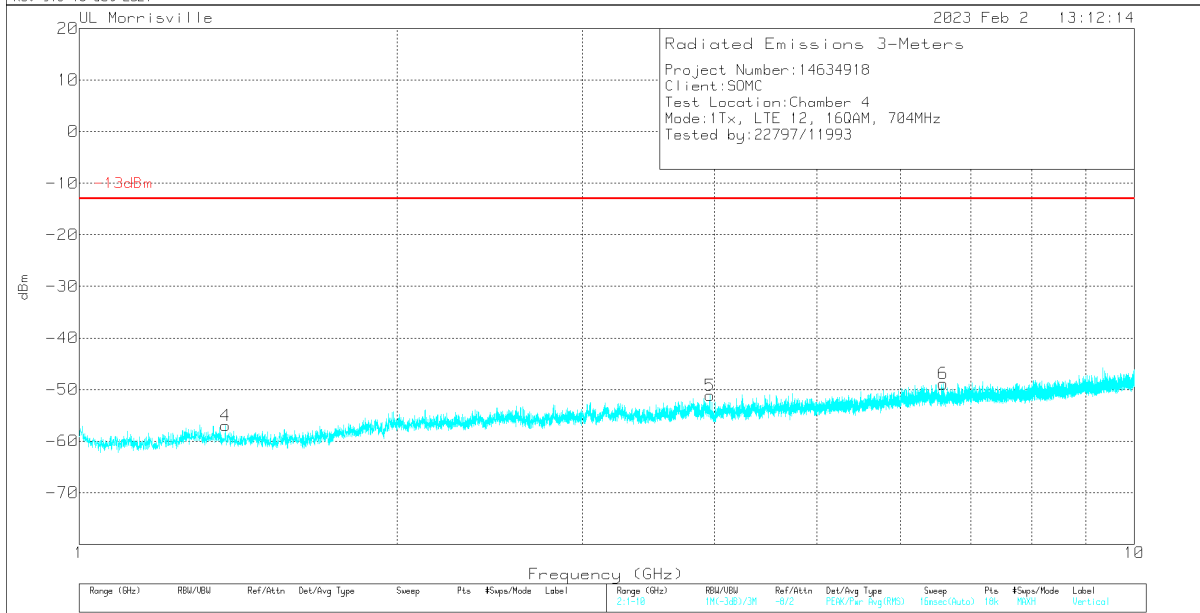
Marker	Frequency (GHz)	Meter Reading (dBm)	Det	AT0067 (dB/m)	Gain/Loss (dB)	Filter (dB)	CF (dB)	Corrected Reading dBm	-13dBm	Margin (dB)	Azimuth (Degs)	Height (cm)	Polarity
4	1.50197	-61.52	Pk	28.4	-36.1	.5	11.8	-56.92	-13	-43.92	0-360	300	V
1	1.86795	-56.2	Pk	31.2	-36.4	.4	11.8	-49.2	-13	-36.2	0-360	100	H
2	2.39392	-60.89	Pk	32.2	-36.2	.4	11.8	-52.69	-13	-39.69	0-360	200	H
5	3.69535	-63.13	Pk	33.2	-34	.7	11.8	-51.43	-13	-38.43	0-360	200	V
3	6.68318	-66.83	Pk	35.6	-29.2	.3	11.8	-48.33	-13	-35.33	0-360	200	H
6	6.94917	-66.3	Pk	35.6	-28.8	.4	11.8	-47.3	-13	-34.3	0-360	300	V

Pk - Peak detector

16QAM LTE12 (10MHz, Low Channel)



Rev 9.5 18 Oct 2021

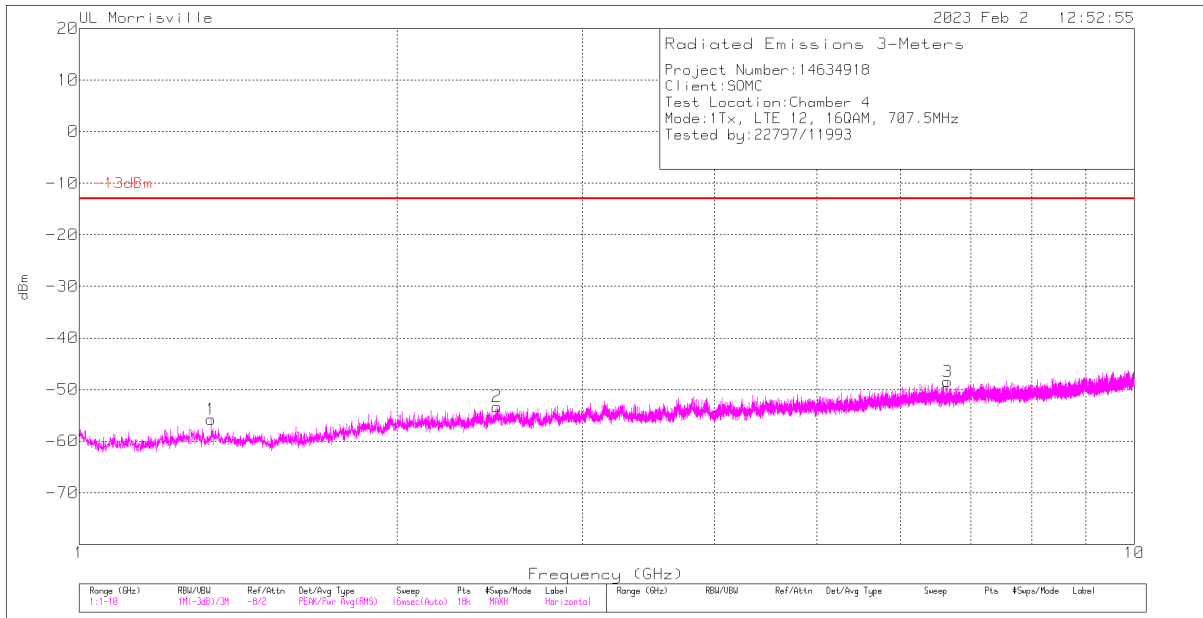


Rev 9.5 18 Oct 2021

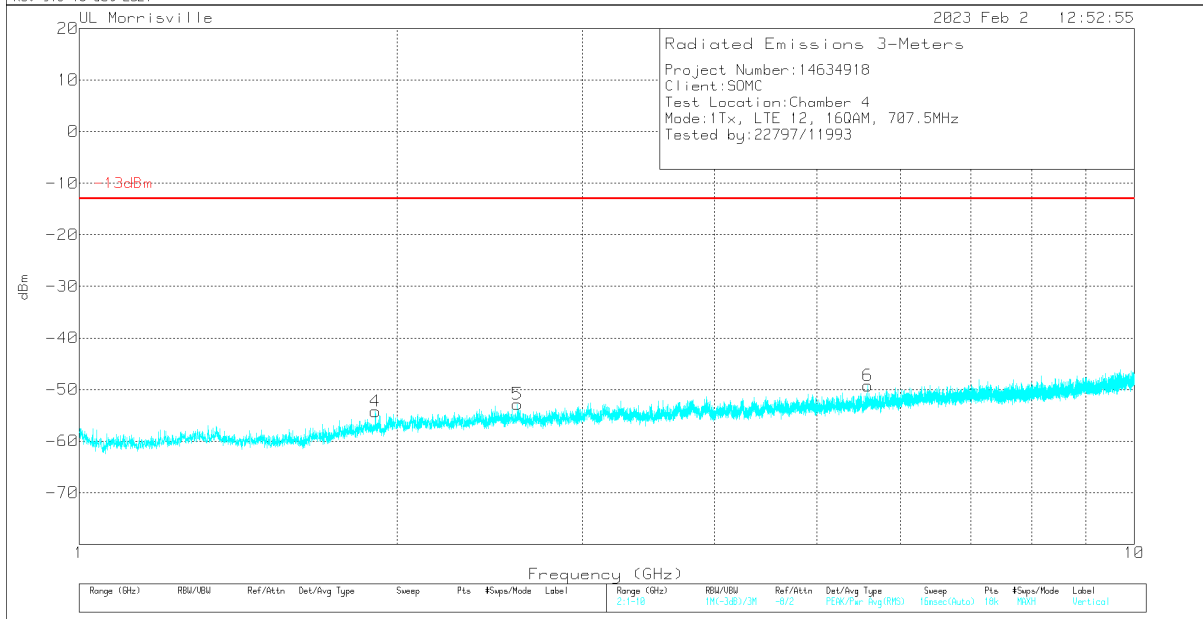
Marker	Frequency (GHz)	Meter Reading (dBm)	Det	AT0067 (dB/m)	Gain/Loss (dB)	Filter (dB)	CF (dB)	Corrected Reading dBm	-13dBm	Margin (dB)	Azimuth (Degs)	Height (cm)	Polarity
4	1.37598	-62.1	Pk	29.2	-36.3	.4	11.8	-57	-13	-44	0-360	200	V
1	1.86795	-59.78	Pk	31.2	-36.4	.4	11.8	-52.78	-13	-39.78	0-360	100	H
2	3.17138	-61.9	Pk	33.1	-35.4	.7	11.8	-51.7	-13	-38.7	0-360	100	H
5	3.96333	-63.48	Pk	33.4	-33.5	.6	11.8	-51.18	-13	-38.18	0-360	200	V
3	5.05727	-64.05	Pk	34	-32.6	.3	11.8	-50.55	-13	-37.55	0-360	100	H
6	6.58869	-67.17	Pk	35.5	-29.3	.3	11.8	-48.87	-13	-35.87	0-360	300	V

Pk - Peak detector

16QAM LTE12 (10MHz, Mid Channel)



Rev 9.5 18 Oct 2021

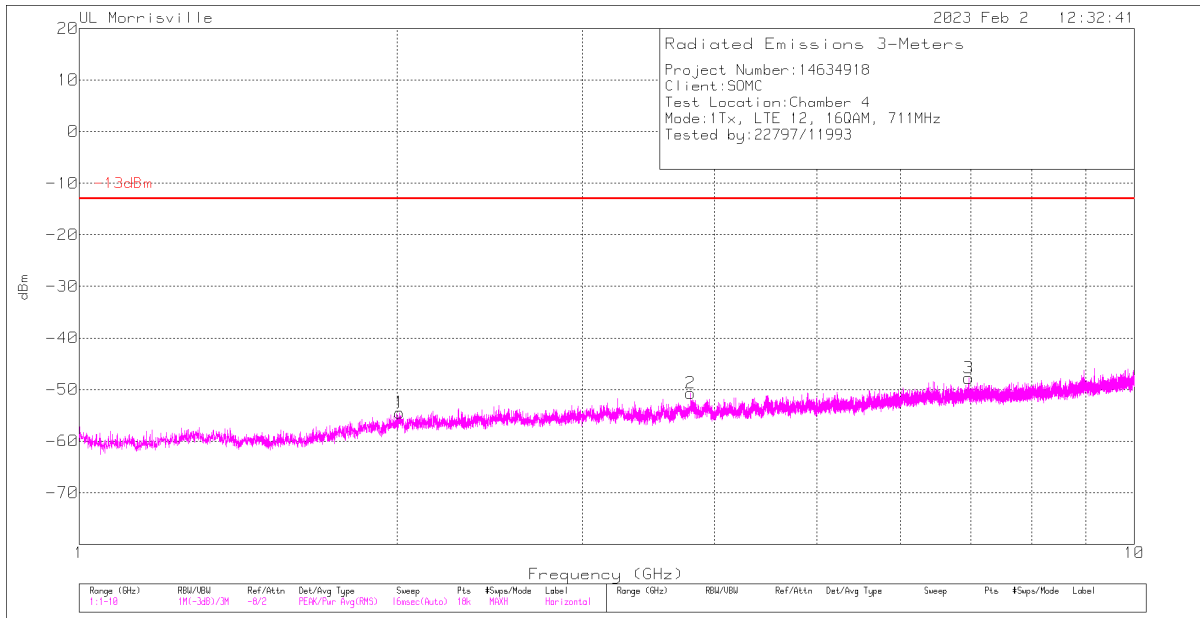


Rev 9.5 18 Oct 2021

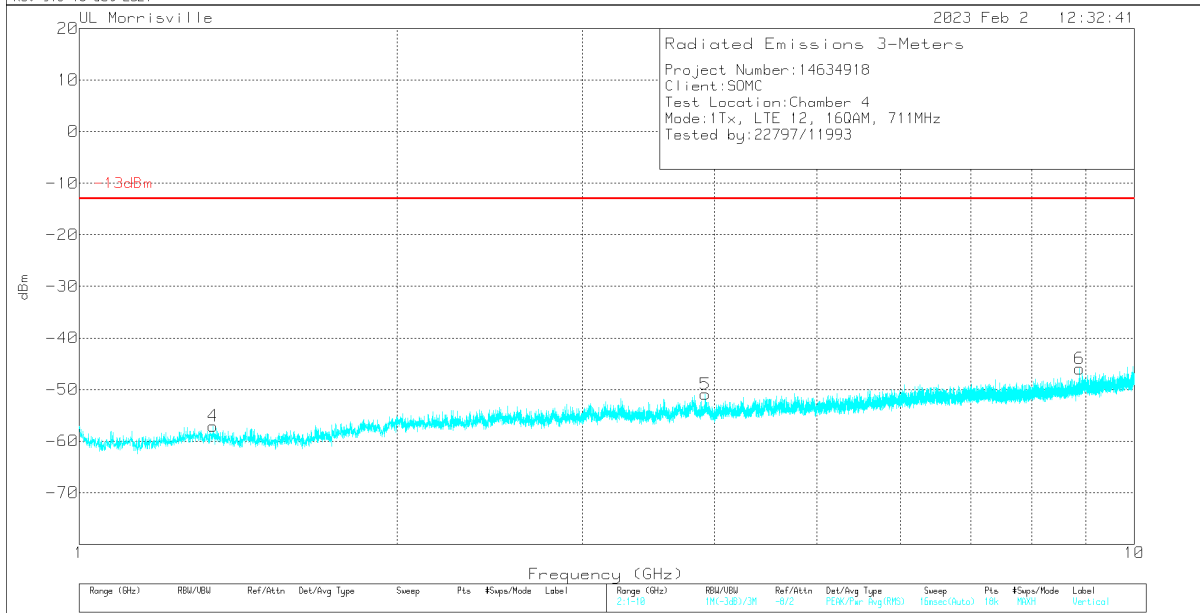
Marker	Frequency (GHz)	Meter Reading (dBm)	Det	AT0067 (dB/m)	Gain/Loss (dB)	Filter (dB)	CF (dB)	Corrected Reading dBm	-13dBm	Margin (dB)	Azimuth (Degs)	Height (cm)	Polarity
1	1.33348	-61.38	Pk	29.3	-36	.5	11.8	-55.78	-13	-42.78	0-360	100	H
4	1.90845	-61.34	Pk	31.1	-36.1	.3	11.8	-54.24	-13	-41.24	0-360	300	V
2	2.48942	-62	Pk	32.6	-36.1	.4	11.8	-53.3	-13	-40.3	0-360	200	H
5	2.60191	-61.55	Pk	32.6	-36.1	.4	11.8	-52.85	-13	-39.85	0-360	300	V
6	5.58924	-64.75	Pk	34.8	-31.4	.3	11.8	-49.25	-13	-36.25	0-360	300	V
3	6.65668	-66.89	Pk	35.5	-29.3	.4	11.8	-48.49	-13	-35.49	0-360	200	H

Pk - Peak detector

16QAM LTE12 (10MHz, High Channel)



Rev 9.5 18 Oct 2021



Rev 9.5 18 Oct 2021

Marker	Frequency (GHz)	Meter Reading (dBm)	Det	AT0067 (dB/m)	Gain/Loss (dB)	Filter (dB)	CF (dB)	Corrected Reading dBm	-13dBm	Margin (dB)	Azimuth (Degs)	Height (cm)	Polarity
4	1.33898	-62.69	Pk	29.3	-36	.5	11.8	-57.09	-13	-44.09	0-360	300	V
1	2.01244	-62.29	Pk	31.9	-36.3	.4	11.8	-54.49	-13	-41.49	0-360	200	H
2	3.79884	-62.7	Pk	33.5	-33.9	.6	11.8	-50.7	-13	-37.7	0-360	100	H
5	3.92084	-63.23	Pk	33.5	-33.4	.4	11.8	-50.93	-13	-37.93	0-360	300	V
3	6.96667	-66.87	Pk	35.7	-28.7	.3	11.8	-47.77	-13	-34.77	0-360	100	H
6	8.87356	-67.76	Pk	36.1	-26.4	.3	11.8	-45.96	-13	-32.96	0-360	200	V

Pk - Peak detector

10.1.7. LTE BAND 13

LIMITS

FCC: §27.53

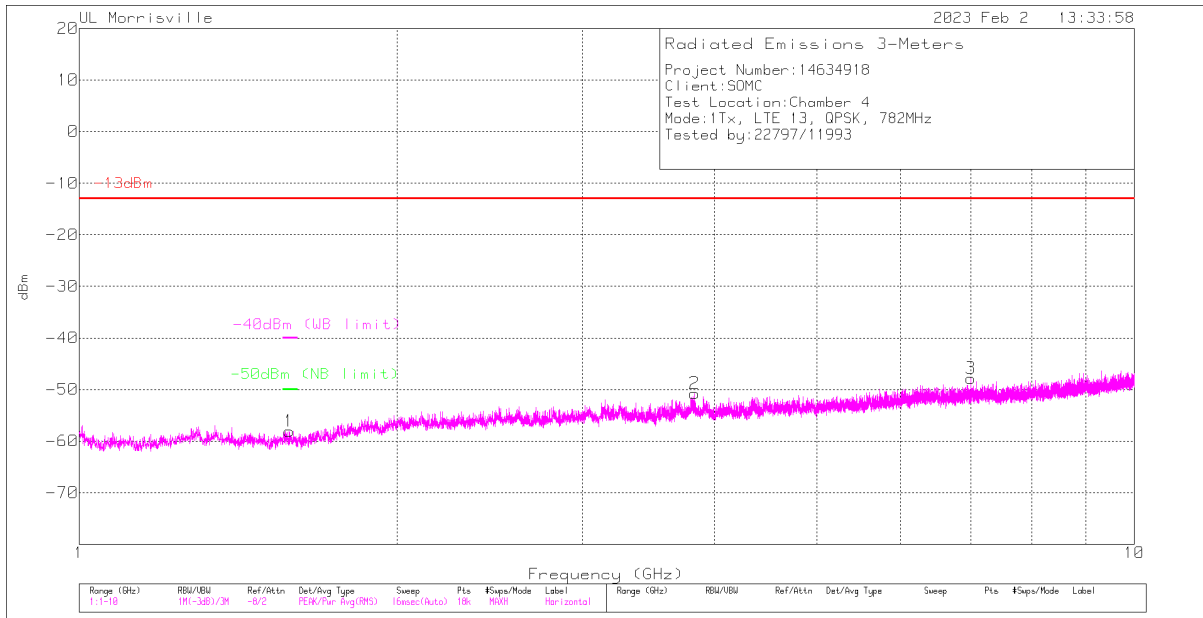
(c) The power of any emission outside of the authorized operating frequency ranges must be attenuated below the transmitting power (P) by a factor of at least $43 + 10 \log (P)$ dB.

(f) Emissions in the band 1559-1610 MHz shall be limited to -70 dBW/MHz equivalent isotropically radiated power (EIRP) for wideband signals, and -80 dBW EIRP for discrete emissions of less than 700 Hz bandwidth.

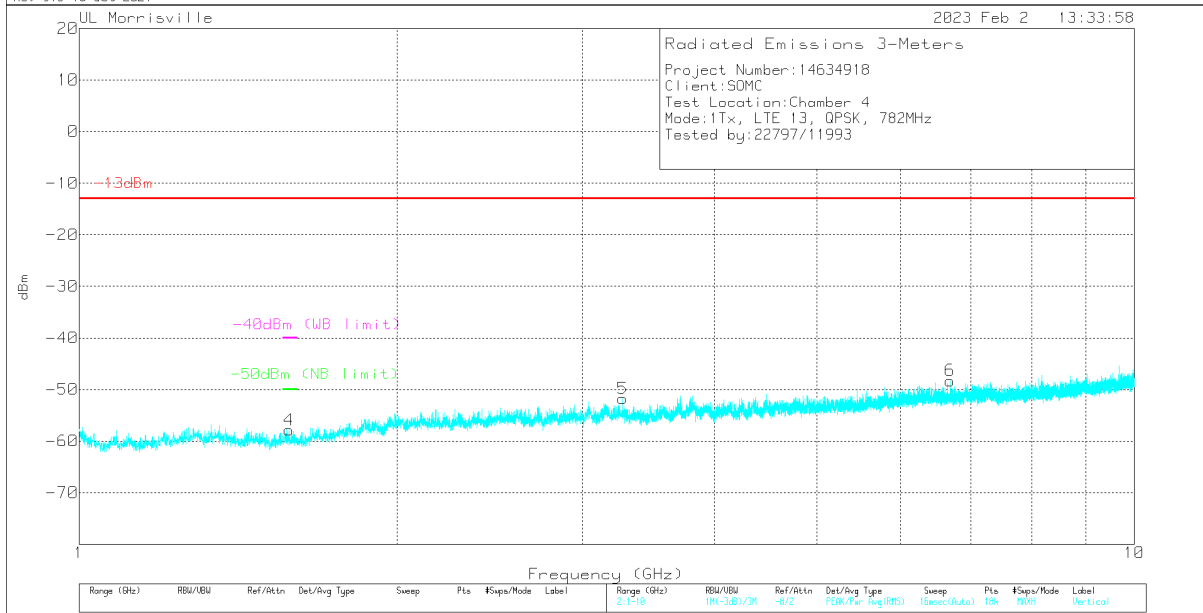
Note: Emissions in the GPS band were wideband emissions therefore the -40 dBm/MHz limit was used.

EUT Serial Number: QV7700EYFN

QPSK LTE13 (10MHz, Mid Channel)



Rev 9.5 18 Oct 2021

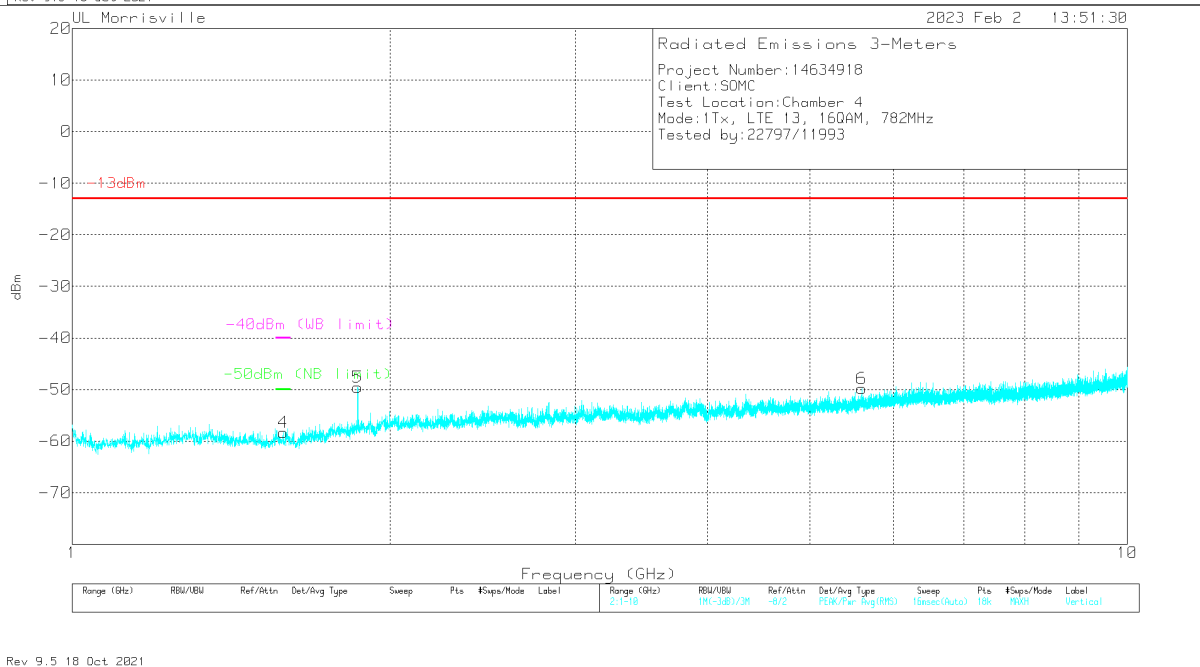
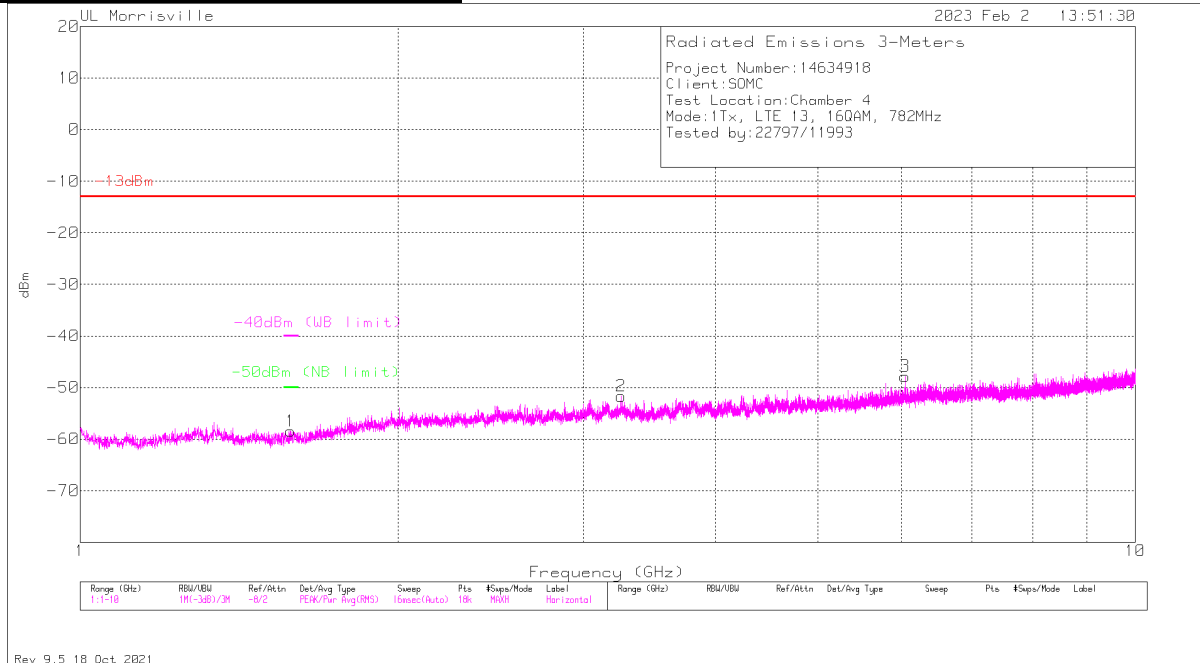


Rev 9.5 18 Oct 2021

Marker	Frequency (GHz)	Meter Reading (dBm)	Det	AT0067 (dB/m)	Gain/Loss (dB)	Filter (dB)	CF (dB)	Corrected Reading dBm	-13dBm Margin (dB)	-40dBm (WB limit) Margin (dB)	Azimuth (Degs)	Height (cm)	Polarity		
4	1.58047	-62.47	Pk	28.7	-36.5	.6	11.8	-57.87	-13	-44.87	-40	-17.87	0-360	300	V
1	1.58147	-62.68	Pk	28.7	-36.5	.6	11.8	-58.08	-13	-45.08	-40	-18.08	0-360	100	H
5	3.27337	-62.18	Pk	33	-35	.6	11.8	-51.78	-13	-38.78	-	-	0-360	200	V
2	3.83034	-62.86	Pk	33.5	-33.8	.6	11.8	-50.76	-13	-37.76	-	-	0-360	100	H
6	6.69218	-66.99	Pk	35.6	-29	.3	11.8	-48.29	-13	-35.29	-	-	0-360	200	V
3	7.00066	-66.72	Pk	35.7	-28.9	.3	11.8	-47.82	-13	-34.82	-	-	0-360	200	H

PK - Peak detector

16QAM LTE13 (10MHz, Mid Channel)



Marker	Frequency (GHz)	Meter Reading (dBm)	Det	AT0067 (dB/m)	Gain/Loss (dB)	Filter (dB)	CF (dB)	Corrected Reading dBm	-13dBm	Margin (dB)	-40dBm (WB limit)	Margin (dB)	Azimuth (Degs)	Height (cm)	Polarity
1	1.58347	-63.08	Pk	28.7	-36.5	.6	11.8	-58.48	-13	-45.48	-40	-18.48	0-360	100	H
4	1.58547	-62.95	Pk	28.8	-36.5	.5	11.8	-58.35	-13	-45.35	-40	-18.35	0-360	300	V
5	1.86445	-56.58	Pk	31.2	-36.4	.4	11.8	-49.58	-13	-36.58	-	-	0-360	200	V
2	3.25587	-61.78	Pk	33	-35.2	.5	11.8	-51.68	-13	-38.68	-	-	0-360	100	H
6	5.60224	-65.12	Pk	34.8	-31.6	.3	11.8	-49.82	-13	-36.82	-	-	0-360	300	V
3	6.04872	-64.92	Pk	35.3	-30.4	.4	11.8	-47.82	-13	-34.82	-	-	0-360	200	H

Pk - Peak detector

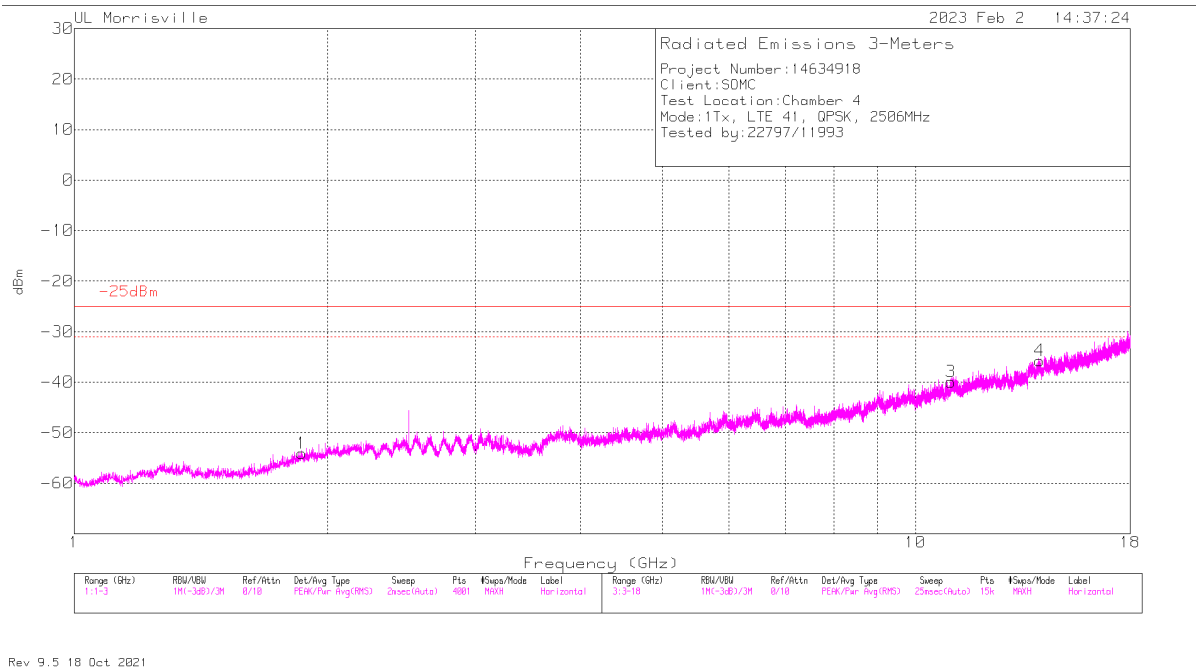
10.1.8. LTE BAND 41

FCC: §27.53 (m)

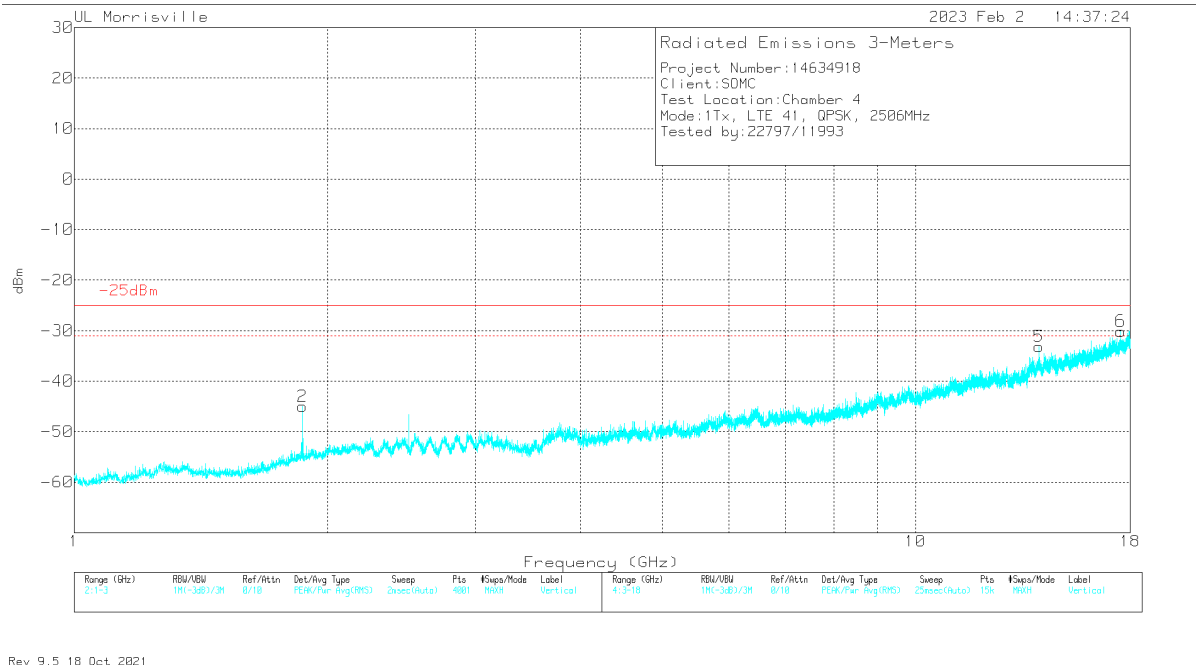
At least $55 + 10 \log (P)$ dB on all frequencies more than X megahertz from the channel edge, where X is the greater of 6 megahertz or the actual emission bandwidth as defined in paragraph (m)(6) of this section.

EUT Serial Number: QV7700EYFN

QPSK LTE41(20MHz, Low Channel)



Rev 9.5 18 Oct 2021

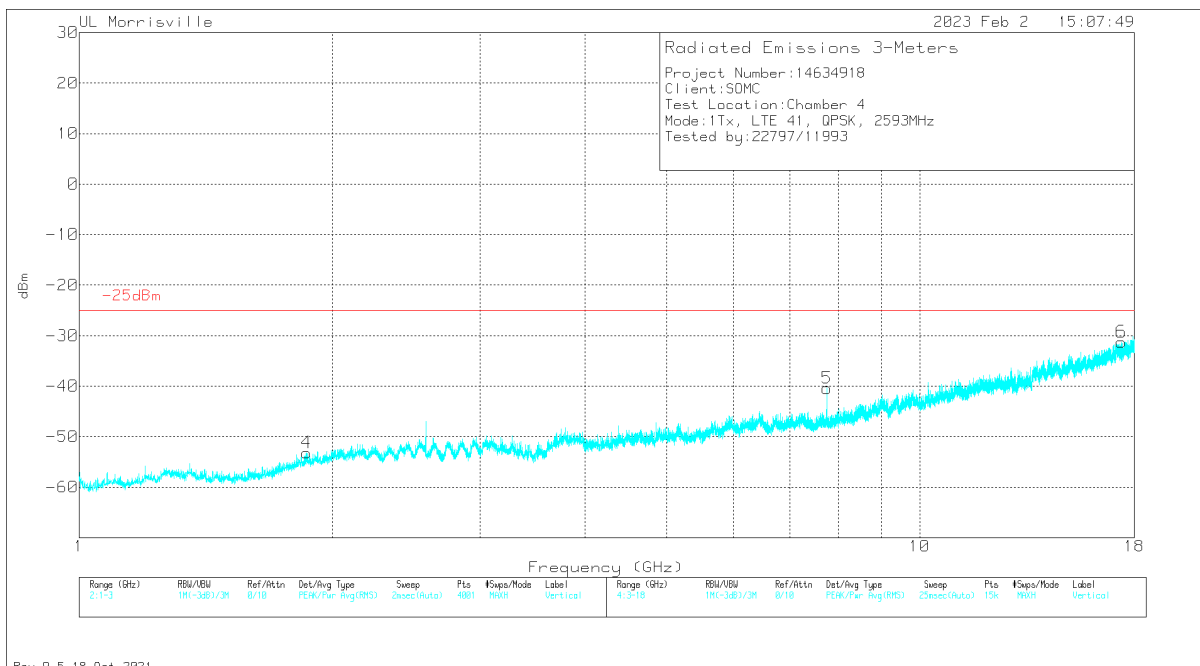
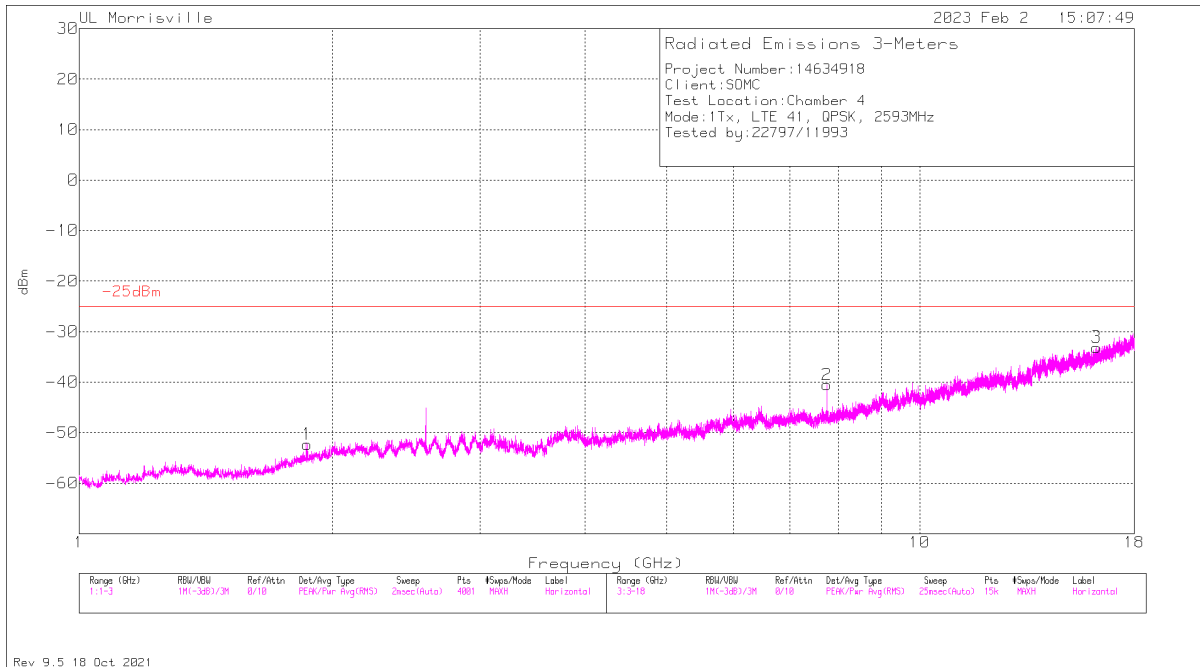


Rev 9.5 18 Oct 2021

Marker	Frequency (GHz)	Meter Reading (dBm)	Det	AT0067 (dB/m)	Gain/Loss (dB)	CF (dB)	Filter (dB)	Corrected Reading dBm	-25dBm	Margin (dB)	6dB down	Margin (dB)	Azimuth (Degs)	Height (cm)	Polarity
1	1.8635	-61.69	Pk	31.2	-36.4	11.8	1	-54.09	-25	-29.09	-	-	0-360	100	H
2	1.8685	-52.59	Pk	31.2	-36.4	11.8	1	-44.99	-25	-19.99	-	-	0-360	300	V
3	11.012	-65.93	Pk	37.9	-24.7	11.8	1	-39.93	-25	-14.93	-	-	0-360	200	H
5	14.018	-63.95	Pk	38.8	-20.3	11.8	.5	-33.15	-25	-8.15	-	-	0-360	300	V
4	14.043	-65.96	Pk	38.9	-21.1	11.8	.6	-35.76	-25	-10.76	-	-	0-360	100	H
6	17.54191	-67.22	Pk	40.7	-18.4	11.8	1	-32.12	-25	-7.12	-	-	210	197	V

Pk - Peak detector

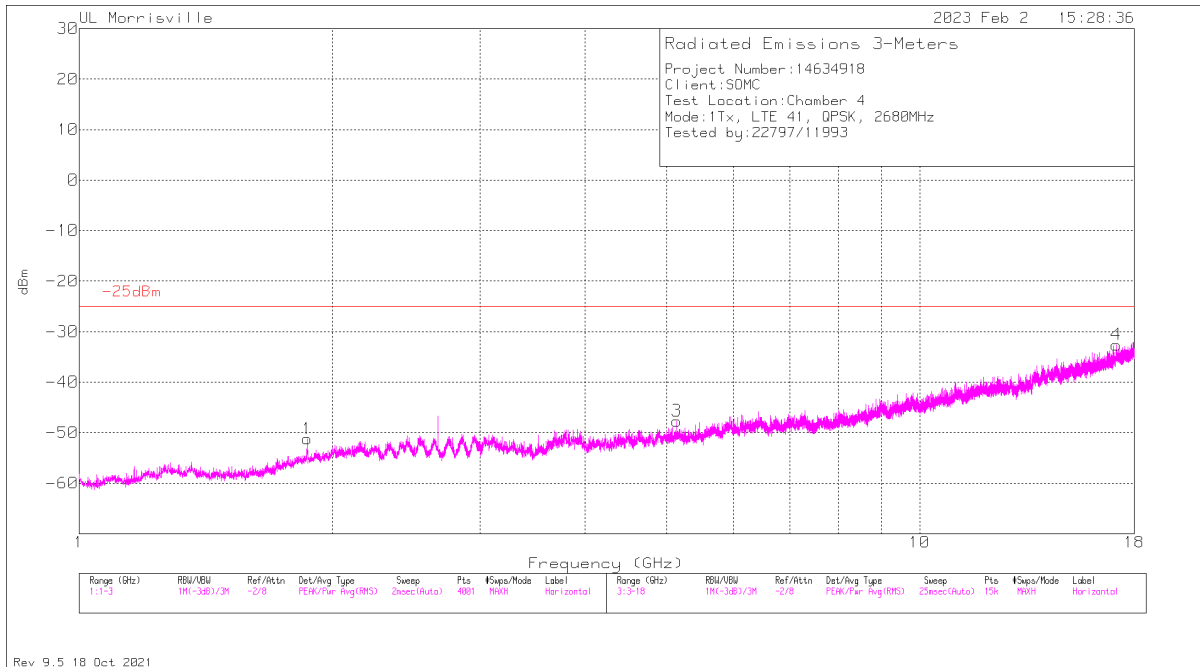
QPSK LTE41(20MHz, Mid Channel)



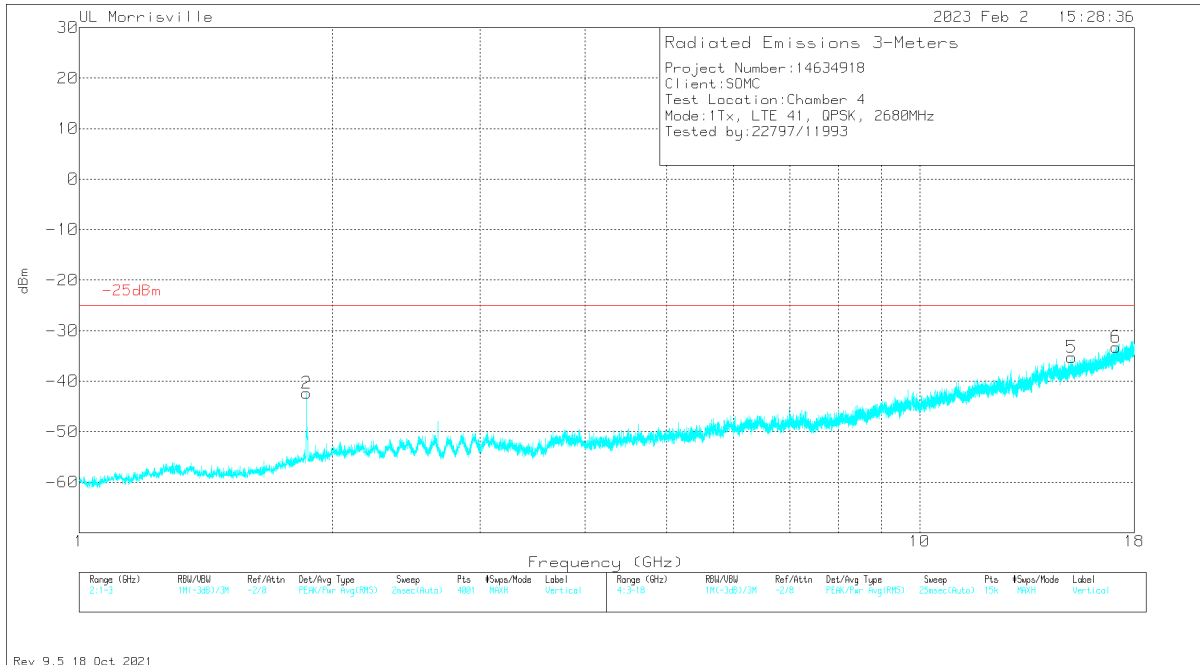
Marker	Frequency (GHz)	Meter Reading (dBm)	Det	AT0067 (dB/m)	Gain/Loss (dB)	CF (dB)	Filter (dB)	Corrected Reading dBm	-25dBm	Margin (dB)	Azimuth (Degs)	Height (cm)	Polarity
4	1.8645	-60.76	Pk	31.2	-36.4	11.8	1	-53.16	-25	-28.16	0-360	100	V
1	1.868	-59.89	Pk	31.2	-36.4	11.8	1	-52.29	-25	-27.29	0-360	300	H
2	7.752	-60.43	Pk	35.7	-28	11.8	.4	-40.53	-25	-15.53	0-360	200	H
5	7.752	-60.32	Pk	35.7	-28	11.8	.4	-40.42	-25	-15.42	0-360	100	V
3	16.229	-65.9	Pk	40.7	-20.5	11.8	.8	-33.1	-25	-8.1	0-360	300	H
6	17.374	-65.34	Pk	40.7	-19.4	11.8	1	-31.24	-25	-6.24	0-360	100	V

PK - Peak detector

QPSK LTE41(20MHz, High Channel)



Rev 9.5 18 Oct 2021

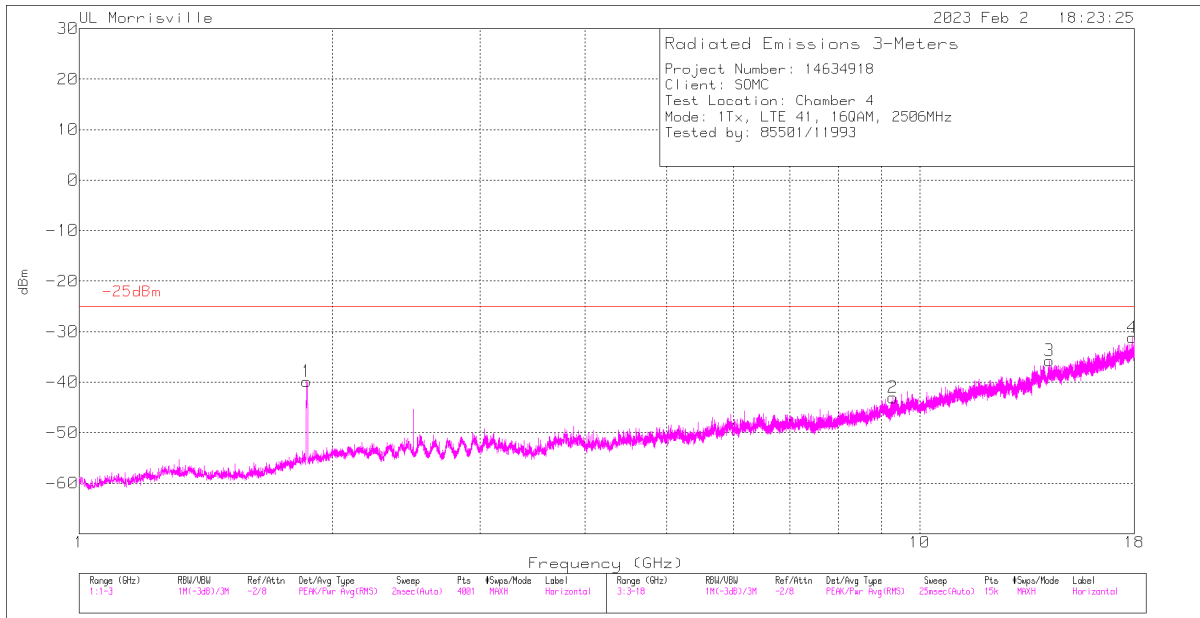


Rev 9.5 18 Oct 2021

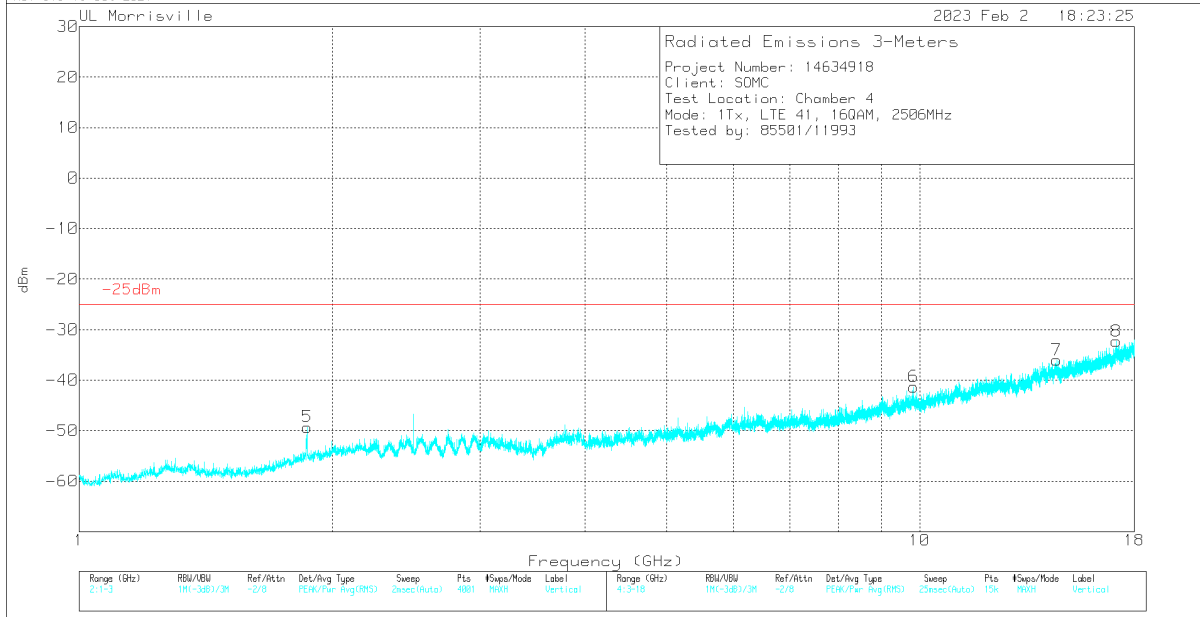
Marker	Frequency (GHz)	Meter Reading (dBm)	Det	AT0067 (dB/m)	Gain/Loss (dB)	CF (dB)	Filter (dB)	Corrected Reading dBm	-25dBm	Margin (dB)	Azimuth (Degs)	Height (cm)	Polarity
2	1.8645	-49.96	Pk	31.2	-36.4	11.8	1	-42.36	-25	-17.36	0-360	200	V
1	1.868	-58.82	Pk	31.2	-36.4	11.8	1	-51.22	-25	-26.22	0-360	100	H
3	5.136	-62.67	Pk	34.2	-31.7	11.8	.7	-47.67	-25	-22.67	0-360	200	H
5	15.164	-66.85	Pk	40	-20.9	11.8	.7	-35.25	-25	-10.25	0-360	300	V
6	17.114	-67.74	Pk	41.1	-19.4	11.8	1	-33.24	-25	-8.24	0-360	300	V
4	17.137	-66.89	Pk	41	-19.5	11.8	1	-32.59	-25	-7.59	0-360	200	H

Pk - Peak detector

16QAM LTE41(20MHz, Low Channel)



Rev 9.5 18 Oct 2021

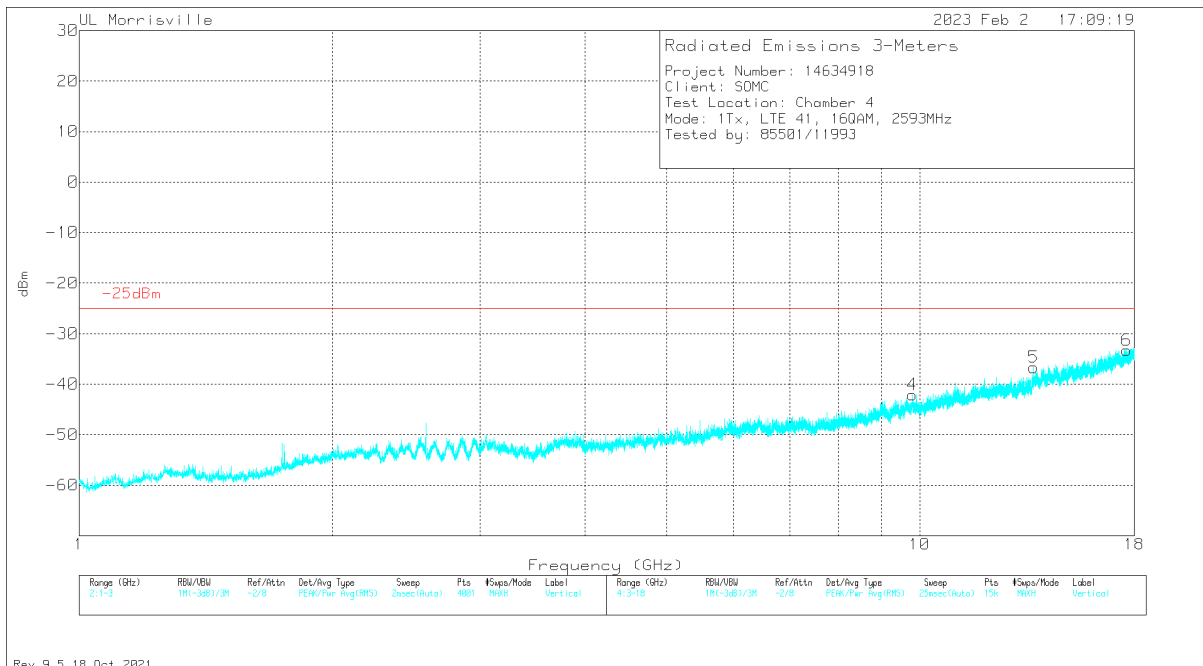
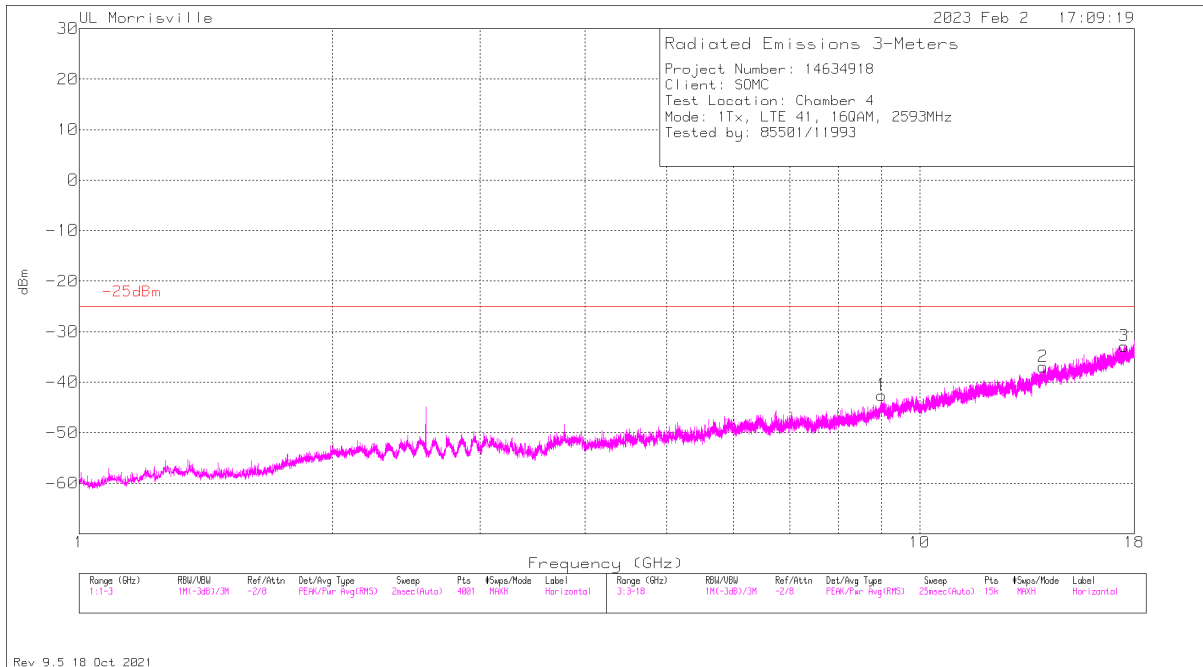


Rev 9.5 18 Oct 2021

Marker	Frequency (GHz)	Meter Reading (dBm)	Det	AT0067 (dB/m)	Gain/Loss (dB)	CF (dB)	Filter (dB)	Corrected Reading dBm	-25dBm	Margin (dB)	Azimuth (Degs)	Height (cm)	Polarity
1	1.8655	-47.47	Pk	31.2	-36.4	11.8	1	-39.87	-25	-14.87	0-360	200	H
5	1.868	-56.88	Pk	31.2	-36.4	11.8	1	-49.28	-25	-24.28	0-360	100	V
2	9.286	-66.04	Pk	36.3	-25.8	11.8	.7	-43.04	-25	-18.04	0-360	200	H
6	9.838	-64.9	Pk	36.9	-26	11.8	.9	-41.3	-25	-16.3	0-360	100	V
3	14.264	-66.36	Pk	39.2	-21	11.8	.6	-35.76	-25	-10.76	0-360	300	H
7	14.552	-67.12	Pk	39.5	-20.9	11.8	.7	-36.02	-25	-11.02	0-360	200	V
8	17.137	-66.58	Pk	41	-19.5	11.8	1	-32.28	-25	-7.28	0-360	100	V
4	17.9	-66.79	Pk	41.2	-18.4	11.8	1	-31.19	-25	-6.19	0-360	300	H

Pk - Peak detector

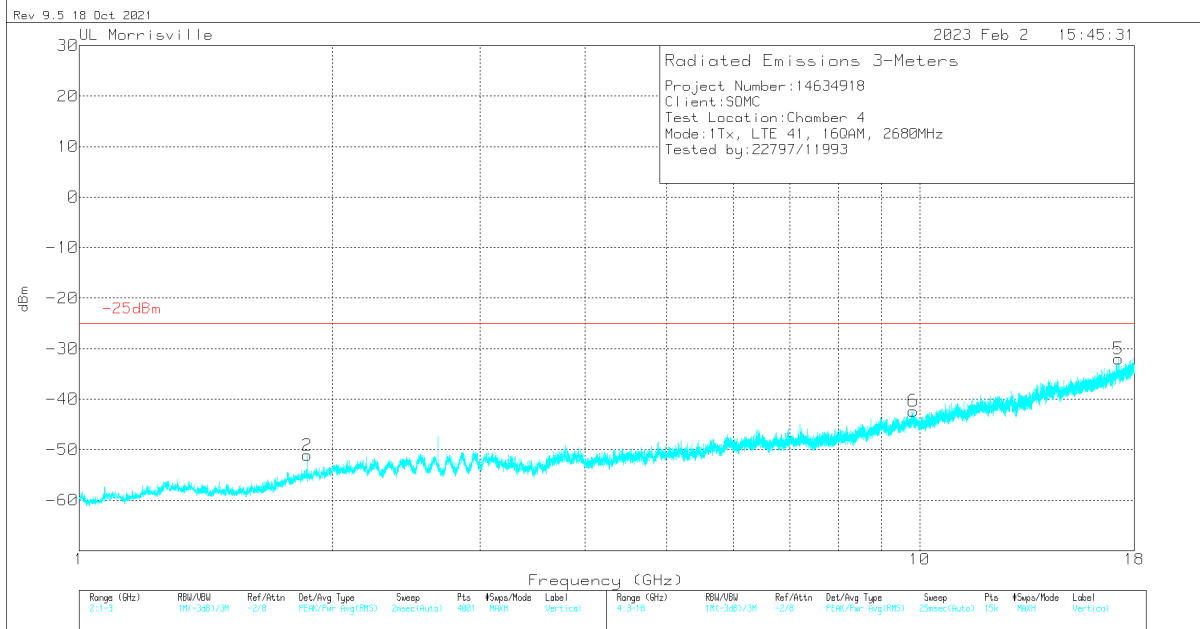
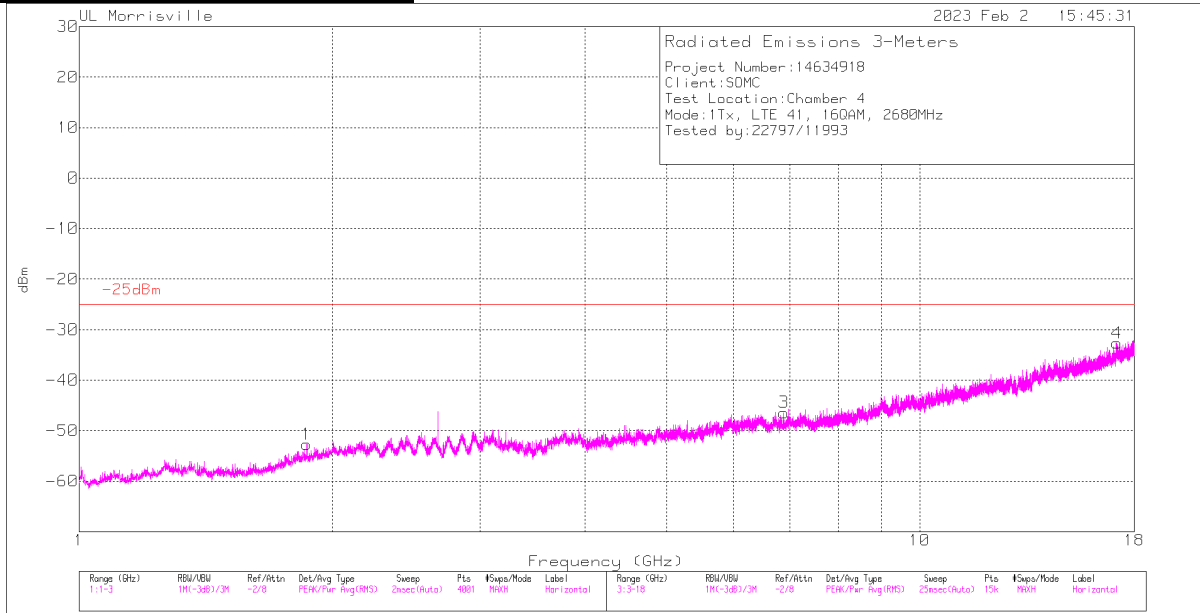
16QAM LTE41(20MHz, Mid Channel)



Marker	Frequency (GHz)	Meter Reading (dBm)	Det	AT0067 (dB/m)	Gain/Loss (dB)	CF (dB)	Filter (dB)	Corrected Reading dBm	-25dBm	Margin (dB)	Azimuth (Degs)	Height (cm)	Polarity
1	9.013	-65.77	Pk	36.1	-25.2	11.8	.5	-42.57	-25	-17.57	0-360	100	H
4	9.805	-66.09	Pk	36.9	-26	11.8	1.3	-42.09	-25	-17.09	0-360	300	V
5	13.657	-65.97	Pk	38.7	-22	11.8	.8	-36.67	-25	-11.67	0-360	200	V
2	14.017	-67.73	Pk	38.8	-20.3	11.8	.5	-36.93	-25	-11.93	0-360	200	H
3	17.51	-67.75	Pk	40.7	-18.7	11.8	1.1	-32.85	-25	-7.85	0-360	200	H
6	17.625	-68.19	Pk	40.8	-18.8	11.8	1.1	-33.29	-25	-8.29	0-360	300	V

Pk - Peak detector

16QAM LTE41(20MHz, High Channel)



Rev 9.5 18 Oct 2021

Marker	Frequency (GHz)	Meter Reading (dBm)	Det	AT0067 (dB/m)	Gain/Loss (dB)	CF (dB)	Filter (dB)	Corrected Reading dBm	-25dBm	Margin (dB)	Azimuth (Degs)	Height (cm)	Polarity
1	1.8635	-60.32	Pk	31.2	-36.4	11.8	1	-52.72	-25	-27.72	0-360	100	H
2	1.868	-58.7	Pk	31.2	-36.4	11.8	1	-51.1	-25	-26.1	0-360	300	V
3	6.892	-65.51	Pk	35.6	-28.7	11.8	.4	-46.41	-25	-21.41	0-360	100	H
6	9.825	-65.93	Pk	36.9	-26.2	11.8	1.1	-42.33	-25	-17.33	0-360	300	V
4	17.163	-67.38	Pk	41	-19.2	11.8	1.1	-32.68	-25	-7.68	0-360	100	H
5	17.23	-67.02	Pk	40.9	-18.7	11.8	1	-32.02	-25	-7.02	0-360	200	V

Pk - Peak detector

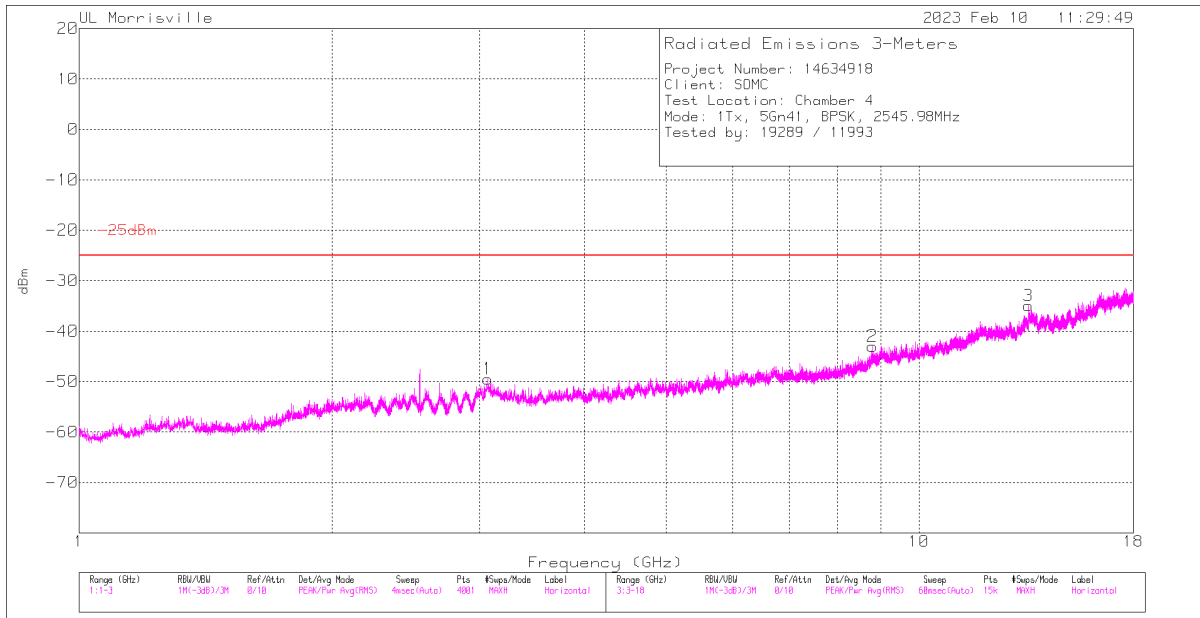
10.1.9. 5G NR n41

FCC: §27.53 (m)

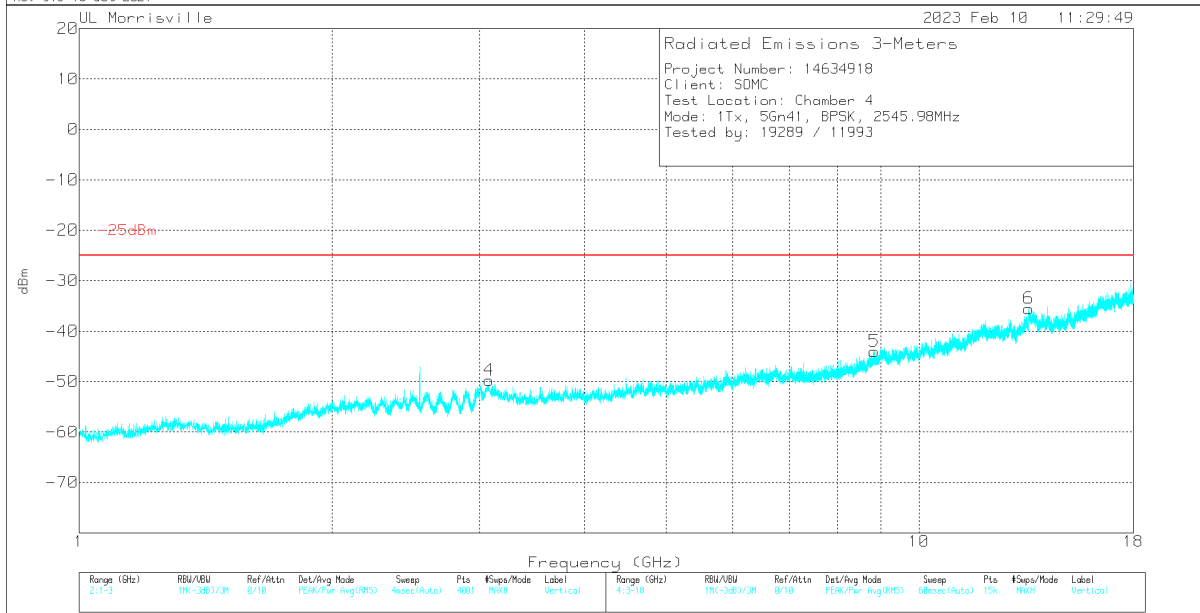
At least $55 + 10 \log (P)$ dB on all frequencies more than X megahertz from the channel edge, where X is the greater of 6 megahertz or the actual emission bandwidth as defined in paragraph (m)(6) of this section.

EUT Serial Number: QV7700EYFN

QPSK 5G NR N41(100MHz, Low Channel)



Rev 9.5 18 Oct 2021

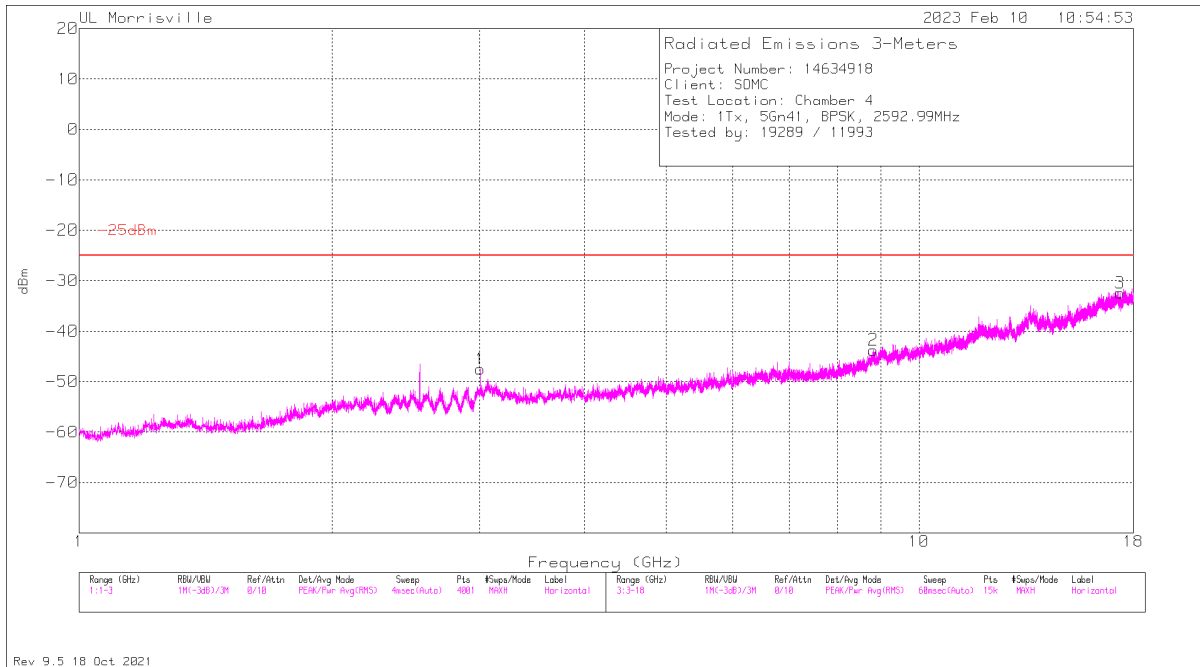


Rev 9.5 18 Oct 2021

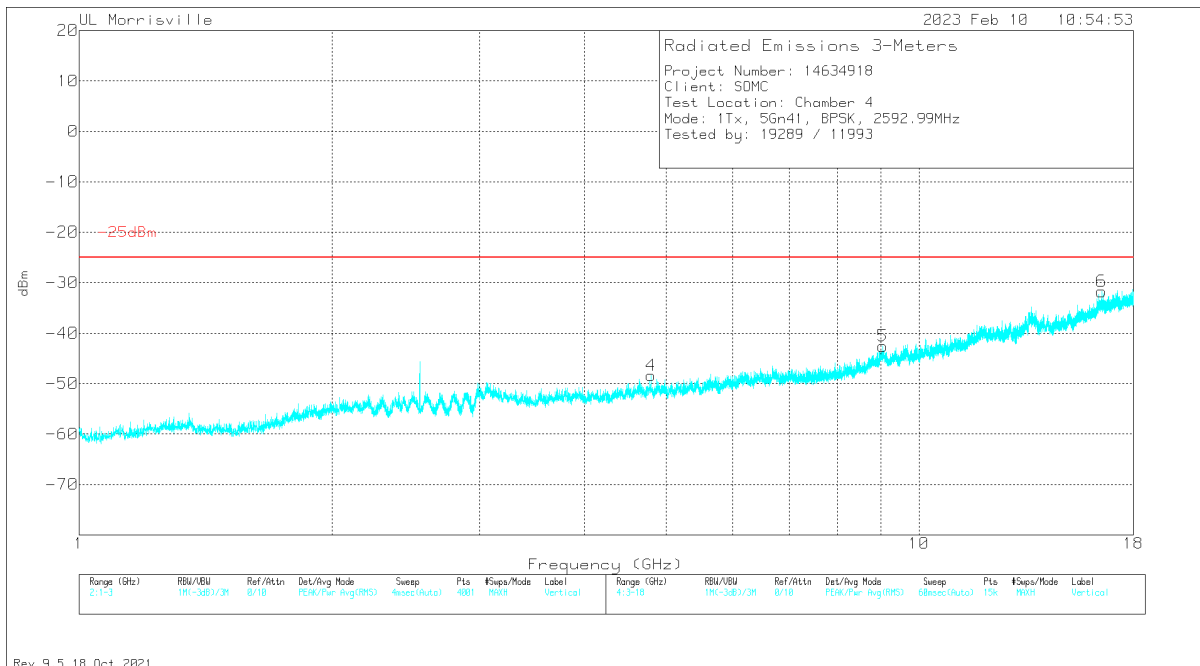
Marker	Frequency (GHz)	Meter Reading (dBm)	Det	AT0067 (dB/m)	Gain/Loss (dB)	CF (dB)	Filter (dB)	Corrected Reading dBm	-25dBm	Margin (dB)	Azimuth (Degs)	Height (cm)	Polarity
1	3.067	-61.58	Pk	33.1	-34.7	11.8	1.9	-49.48	-25	-24.48	0-360	100	H
4	3.077	-61.91	Pk	33.1	-34.6	11.8	1.9	-49.71	-25	-24.71	0-360	200	V
2	8.803	-65.51	Pk	36	-25.7	11.8	.4	-43.01	-25	-18.01	0-360	100	H
5	8.847	-66.58	Pk	36.1	-25.9	11.8	.6	-43.98	-25	-18.98	0-360	200	V
3	13.503	-64.43	Pk	38.8	-21.9	11.8	.8	-34.93	-25	-9.93	0-360	200	H
6	13.51	-65	Pk	38.8	-21.9	11.8	.8	-35.5	-25	-10.5	0-360	200	V

Pk - Peak detector

QPSK 5G NR N41(100MHz, Mid Channel)



Rev 9.5 18 Oct 2021

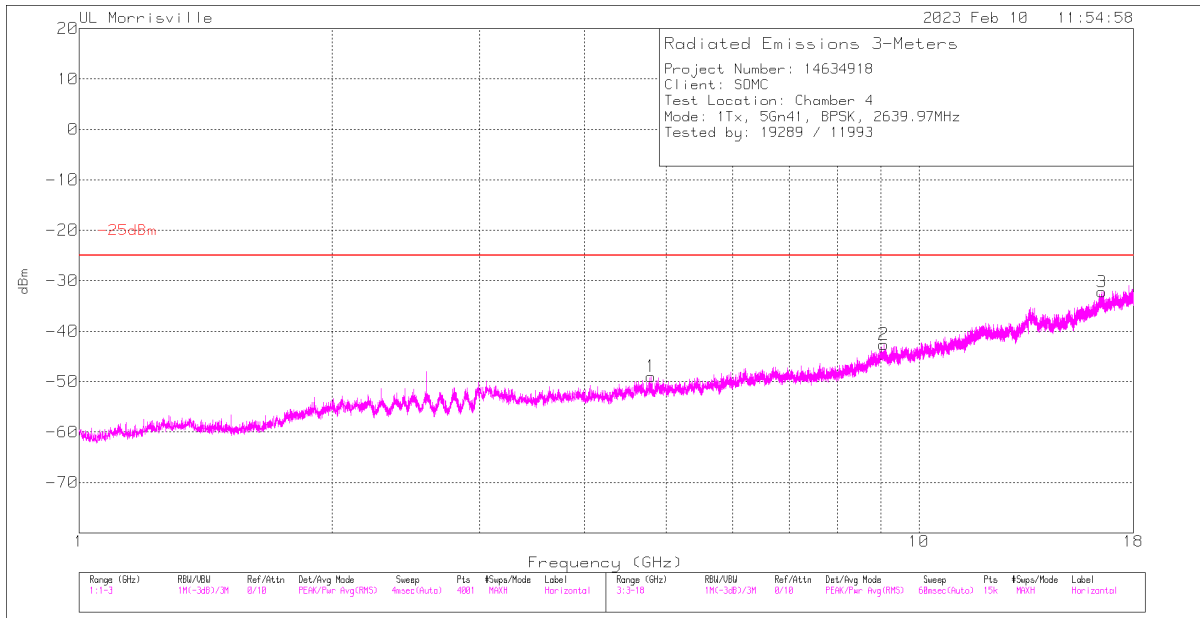


Rev 9.5 18 Oct 2021

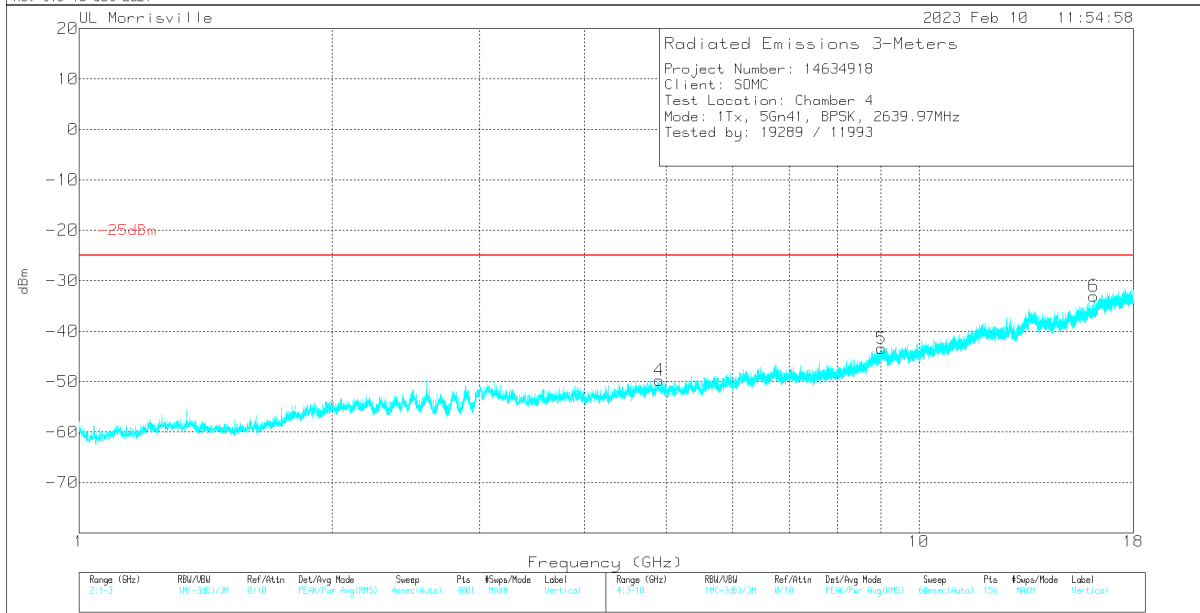
Marker	Frequency (GHz)	Meter Reading (dBm)	Det	AT0067 (dB/m)	Gain/Loss (dB)	CF (dB)	Filter (dB)	Corrected Reading dBm	-25dBm	Margin (dB)	Azimuth (Degs)	Height (cm)	Polarity
1	3.002	-59.43	Pk	33	-34.8	11.8	1.9	-47.53	-25	-22.53	0-360	100	H
4	4.797	-63.08	Pk	34.1	-31.9	11.8	.7	-48.38	-25	-23.38	0-360	300	V
2	8.821	-66.36	Pk	36	-25.7	11.8	.5	-43.76	-25	-18.76	0-360	100	H
5	9.055	-65.67	Pk	36.1	-25.1	11.8	.3	-42.57	-25	-17.57	0-360	200	V
6	16.499	-65.53	Pk	40.9	-19.7	11.8	.8	-31.73	-25	-6.73	0-360	300	V
3	17.366	-66.56	Pk	40.7	-19.5	11.8	1.1	-32.46	-25	-7.46	0-360	100	H

Pk - Peak detector

QPSK 5G NR N41(100MHz, High Channel)



Rev 9.5 18 Oct 2021

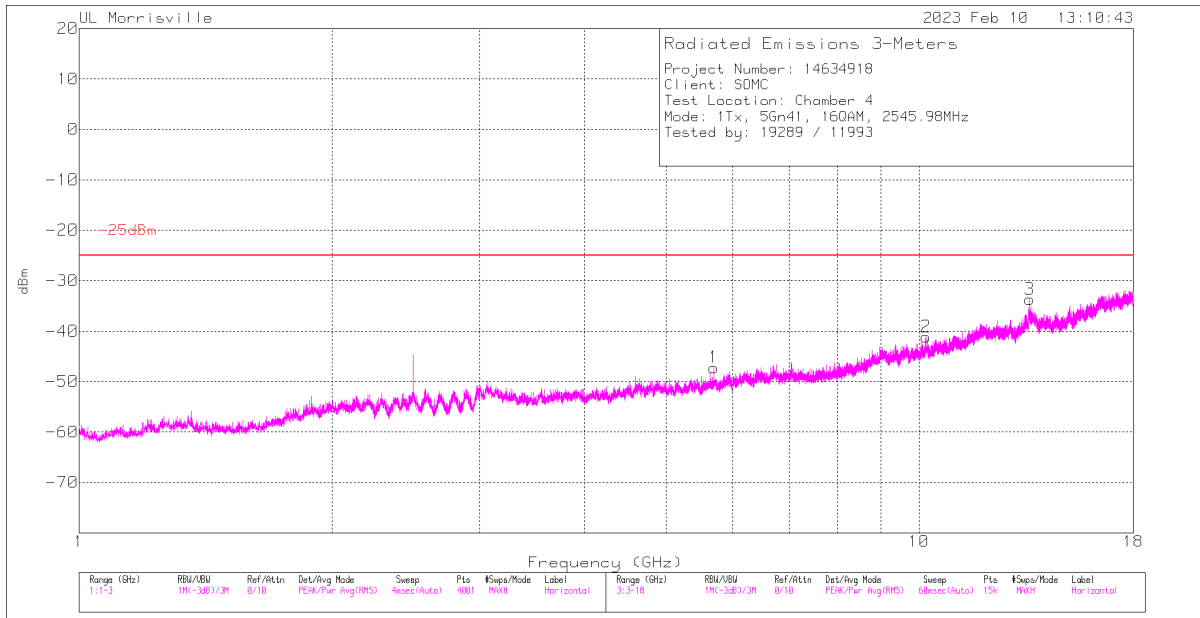


Rev 9.5 18 Oct 2021

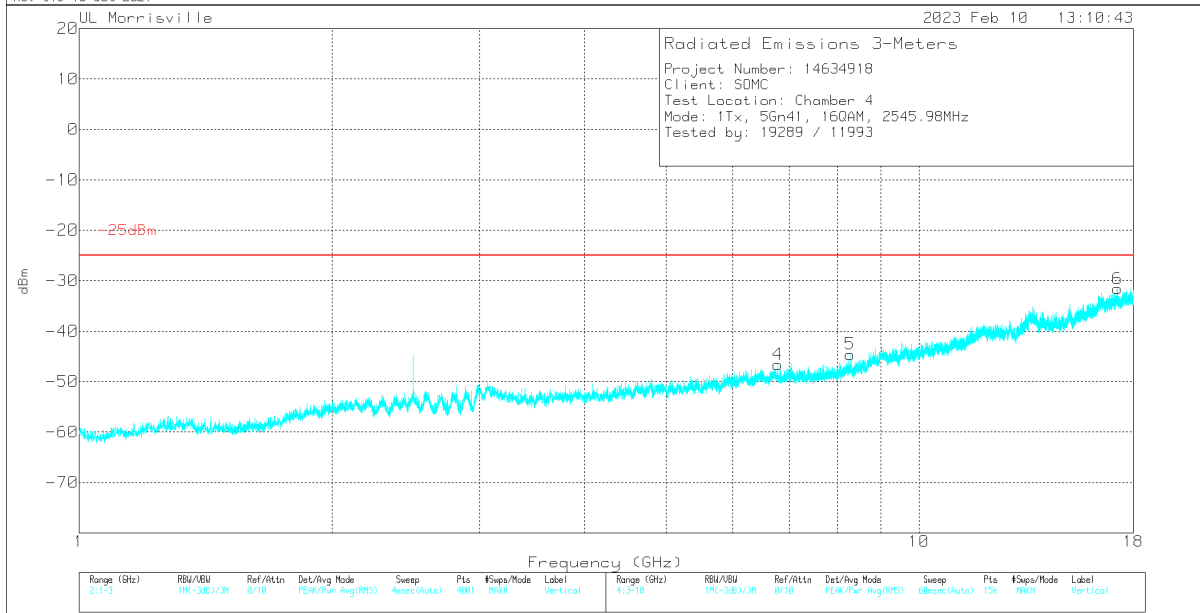
Marker	Frequency (GHz)	Meter Reading (dBm)	Det	AT0067 (dB/m)	Gain/Loss (dB)	CF (dB)	Filter (dB)	Corrected Reading dBm	-25dBm	Margin (dB)	Azimuth (Degs)	Height (cm)	Polarity
1	4.799	-63.68	Pk	34.1	-31.9	11.8	.7	-48.98	-25	-23.98	0-360	200	H
4	4.903	-64.83	Pk	34	-31.6	11.8	.9	-49.73	-25	-24.73	0-360	300	V
5	9.025	-66.8	Pk	36.1	-24.9	11.8	.4	-43.4	-25	-18.4	0-360	300	V
2	9.079	-65.72	Pk	36.1	-25.3	11.8	.5	-42.62	-25	-17.62	0-360	200	H
6	16.147	-66.23	Pk	40.6	-20.2	11.8	1	-33.03	-25	-8.03	0-360	300	V
3	16.521	-65.51	Pk	41	-20.3	11.8	.8	-32.21	-25	-7.21	0-360	100	H

Pk - Peak detector

16QAM 5G NR N41(100MHz, Low Channel)



Rev 9.5 18 Oct 2021

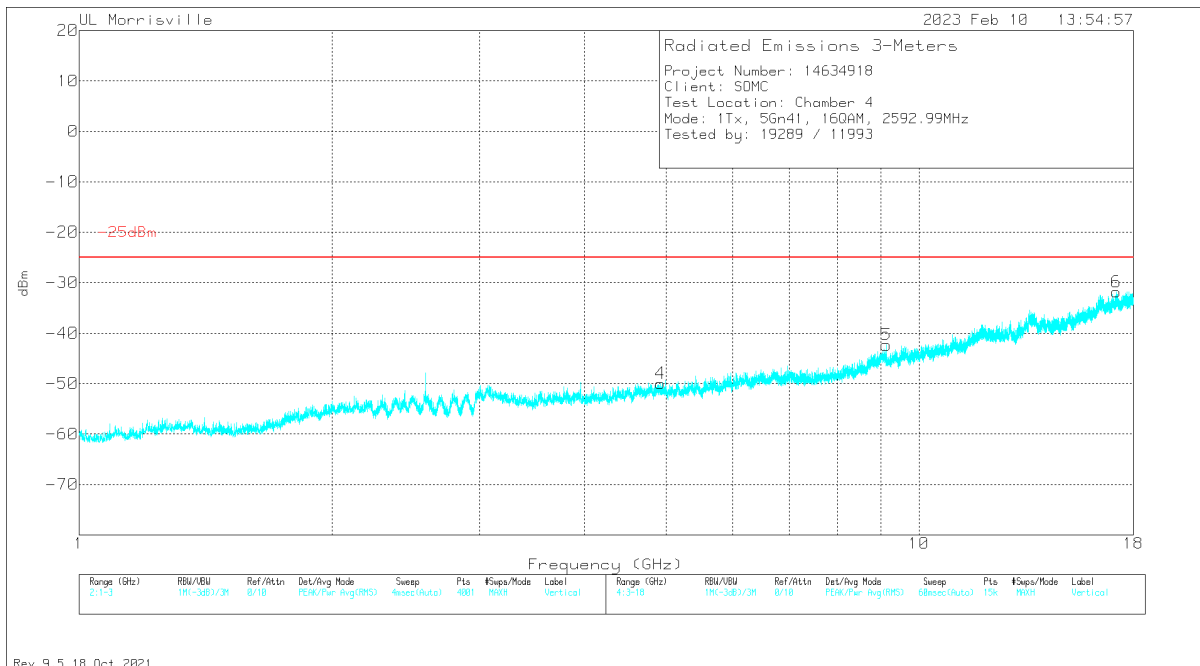
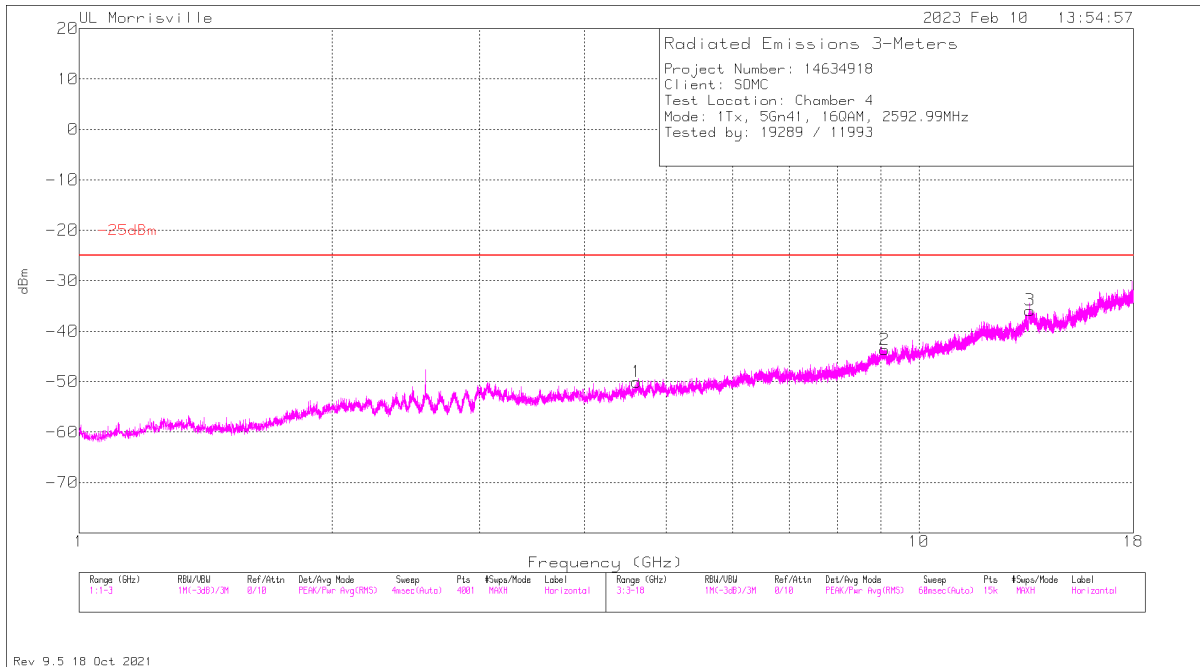


Rev 9.5 18 Oct 2021

Marker	Frequency (GHz)	Meter Reading (dBm)	Det	AT0067 (dB/m)	Gain/Loss (dB)	CF (dB)	Filter (dB)	Corrected Reading dBm	-25dBm	Margin (dB)	Azimuth (Degs)	Height (cm)	Polarity
1	5.7	-65	Pk	34.8	-29.4	11.8	.6	-47.2	-25	-22.2	0-360	200	H
4	6.792	-65.99	Pk	35.6	-28.4	11.8	.4	-46.59	-25	-21.59	0-360	300	V
5	8.276	-65.58	Pk	35.7	-27	11.8	.5	-44.58	-25	-19.58	0-360	300	V
2	10.197	-65.63	Pk	37.3	-25.7	11.8	1.1	-41.13	-25	-16.13	0-360	100	H
3	13.539	-63.07	Pk	38.7	-21.9	11.8	.8	-33.67	-25	-8.67	0-360	100	H
6	17.237	-66.48	Pk	40.9	-18.8	11.8	1	-31.58	-25	-6.58	0-360	300	V

Pk - Peak detector

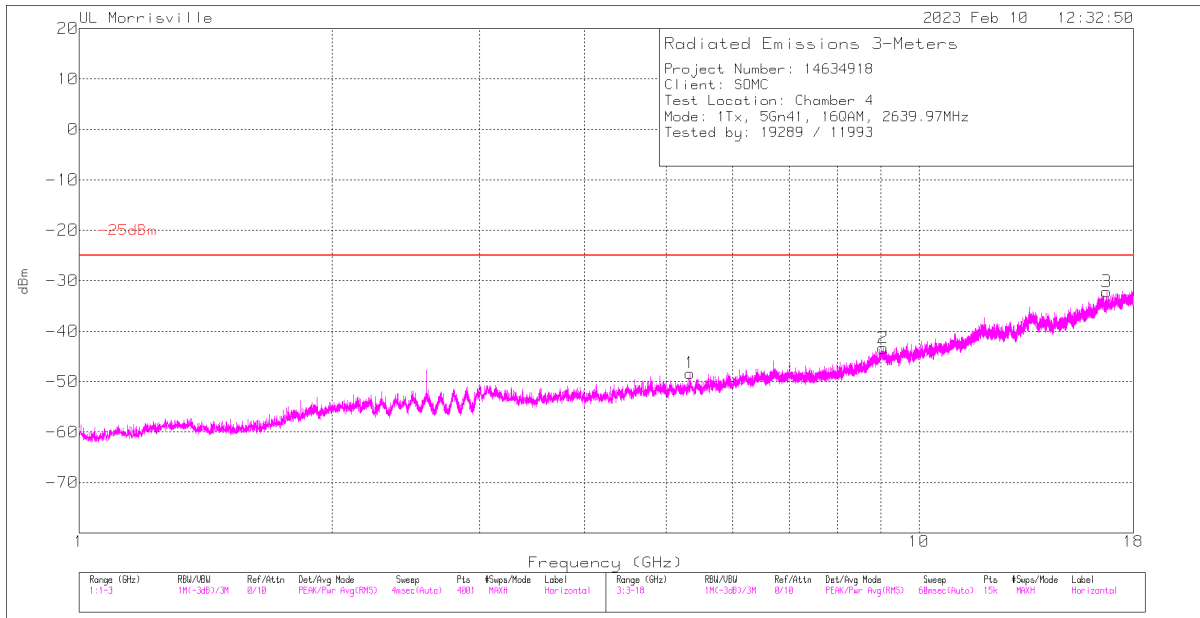
16QAM 5G NR N41(100MHz, Mid Channel)



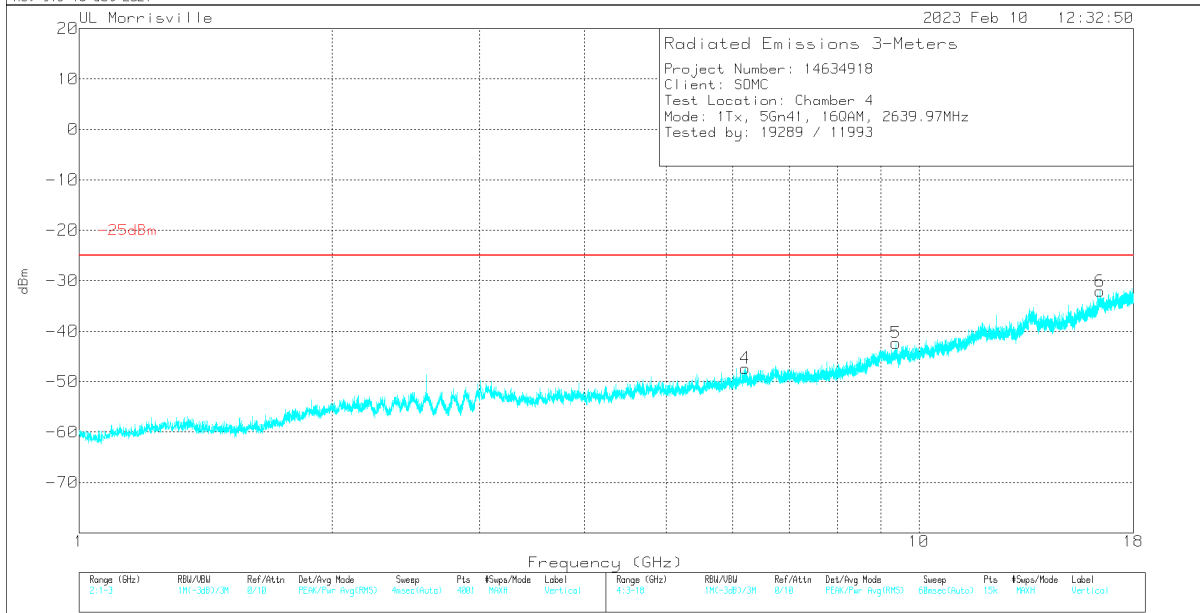
Marker	Frequency (GHz)	Meter Reading (dBm)	Det	AT0067 (dB/m)	Gain/Loss (dB)	CF (dB)	Filter (dB)	Corrected Reading dBm	-25dBm	Margin (dB)	Azimuth (Degs)	Height (cm)	Polarity
1	4.611	-64.74	Pk	34.1	-32	11.8	.8	-50.04	-25	-25.04	0-360	100	H
4	4.92	-65.18	Pk	34	-31.5	11.8	.9	-49.98	-25	-24.98	0-360	200	V
2	9.105	-66.66	Pk	36.2	-25.6	11.8	.6	-43.66	-25	-18.66	0-360	100	H
5	9.142	-65.33	Pk	36.2	-25.6	11.8	.6	-42.33	-25	-17.33	0-360	300	V
3	13.556	-64.77	Pk	38.7	-22.3	11.8	.7	-35.87	-25	-10.87	0-360	200	H
6	17.177	-66.42	Pk	40.9	-19.2	11.8	1.1	-31.82	-25	-6.82	0-360	300	V

Pk - Peak detector

16QAM 5G NR N41(100MHz, High Channel)



Rev 9.5 18 Oct 2021



Rev 9.5 18 Oct 2021

Marker	Frequency (GHz)	Meter Reading (dBm)	Det	AT0067 (dB/m)	Gain/Loss (dB)	CF (dB)	Filter (dB)	Corrected Reading dBm	-25dBm	Margin (dB)	Azimuth (Degs)	Height (cm)	Polarity
1	5.34	-63.82	Pk	34.5	-31.5	11.8	.7	-48.32	-25	-23.32	0-360	100	H
4	6.212	-66.78	Pk	35.5	-28.3	11.8	.4	-47.38	-25	-22.38	0-360	300	V
2	9.064	-66.52	Pk	36.1	-25.1	11.8	.4	-43.32	-25	-18.32	0-360	100	H
5	9.384	-66.22	Pk	36.5	-25.4	11.8	1	-42.32	-25	-17.32	0-360	200	V
6	16.435	-65.39	Pk	40.8	-20.3	11.8	1	-32.09	-25	-7.09	0-360	200	V
3	16.727	-66.78	Pk	41.3	-19.5	11.8	1	-32.18	-25	-7.18	0-360	100	H

Pk - Peak detector

10.1.10. LTE BAND 66**LIMITS**

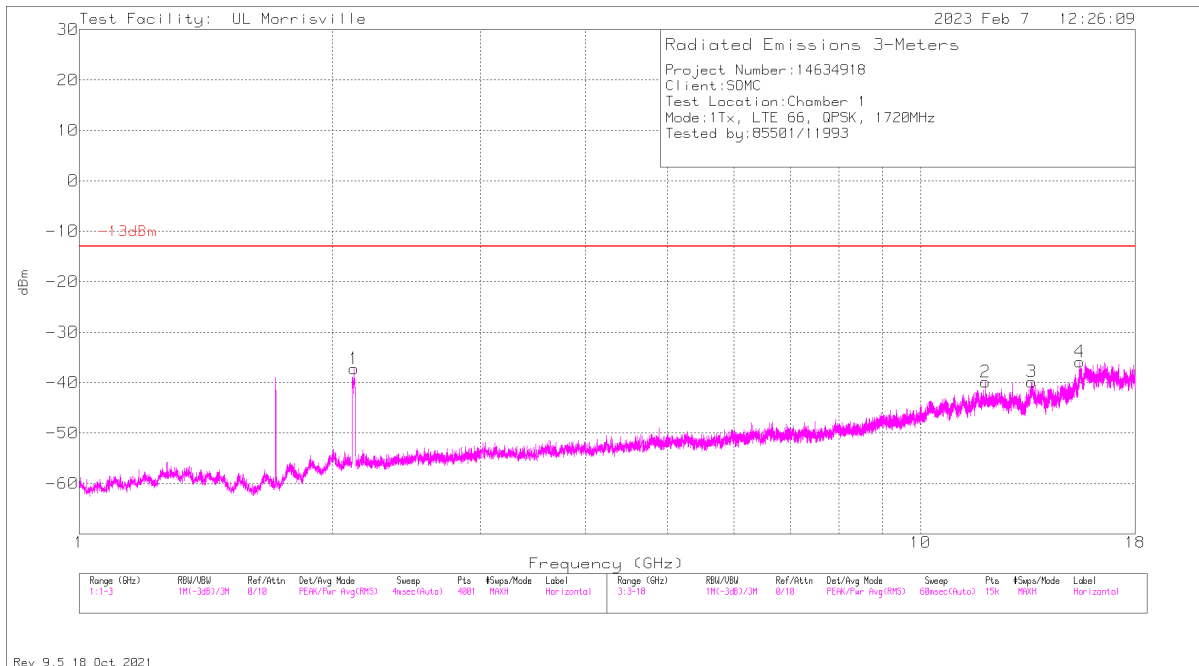
FCC: §27.53(h)

The power of any emission outside of the authorized operating frequency ranges must be attenuated below the transmitting power (P) by a factor of at least $43 + 10 \log (P)$ dB.

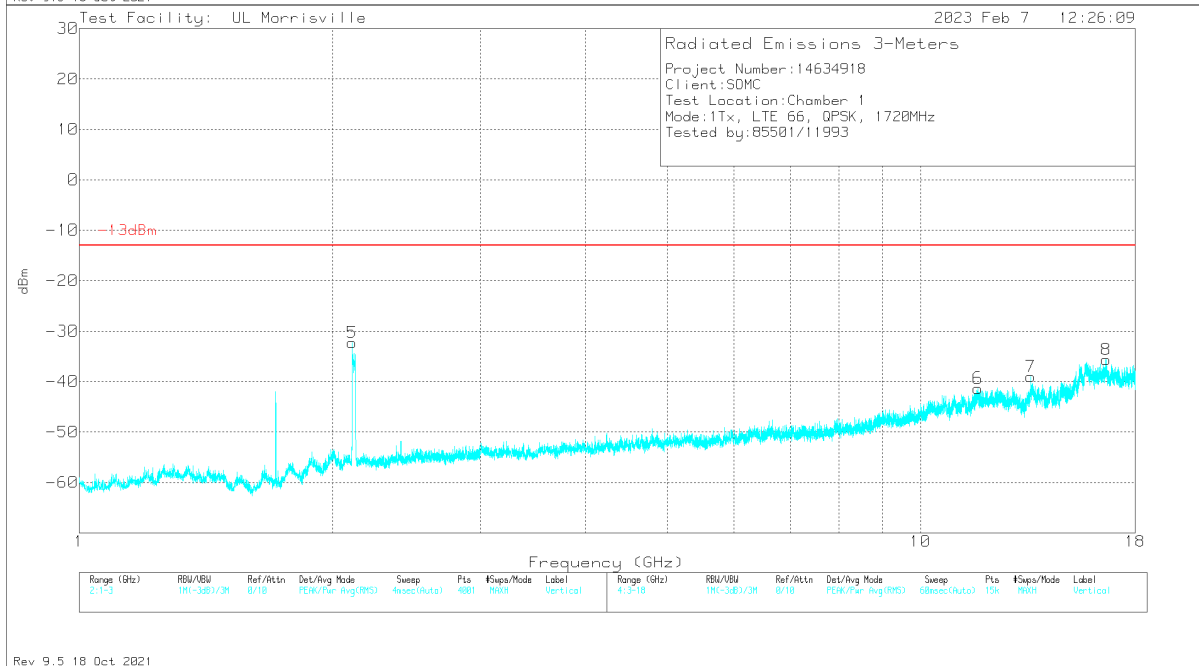
Main Antenna

EUT Serial Number: QV7700MFN

QPSK LTE66 (20MHz Low Channel)



Rev 9.5 18 Oct 2021



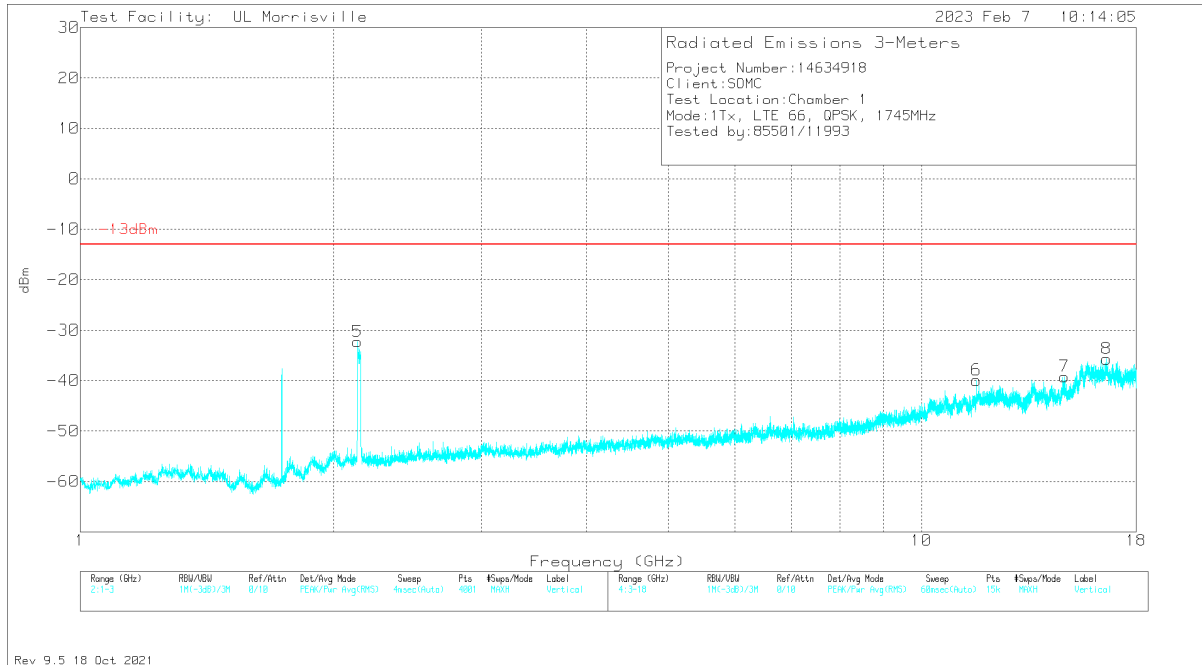
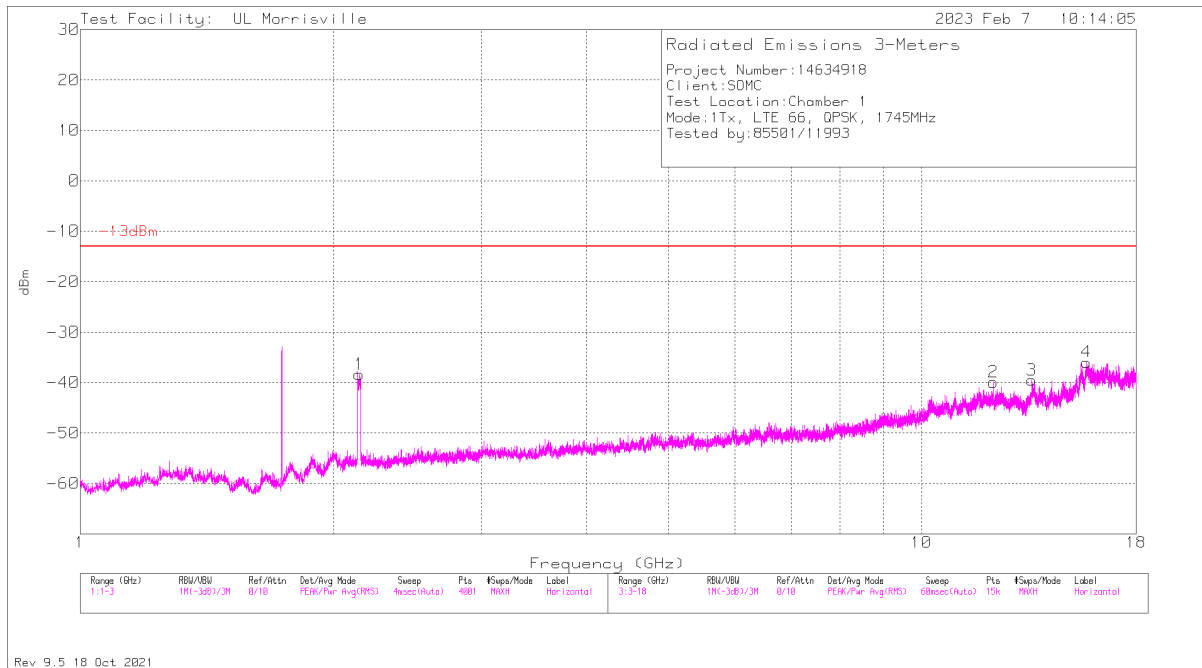
Rev 9.5 18 Oct 2021

Marker	Frequency (GHz)	Meter Reading (dBm)	Det	AT0072 (dB/m)	Gain/Loss (dB)	CF (dB)	Filter (dB)	Corrected Reading dBm	-13dBm	Margin (dB)	Azimuth (Degs)	Height (cm)	Polarity
5	2.1115 (DL)	-41.18	Pk	31.3	-35.2	11.8	1	-	-	-	0-360	300	V
1	2.12 (DL)	-46.35	Pk	31.3	-35	11.8	1	-	-	-	0-360	299	H
6	11.708	-66.25	Pk	38.4	-25.3	11.8	0	-41.35	-13	-28.35	0-360	101	V
2	11.954	-64.37	Pk	38.7	-26	11.8	0	-39.87	-13	-26.87	0-360	101	H
7	13.526	-62.2	Pk	38.8	-27.4	11.8	0	-39	-13	-26	0-360	101	V
3	13.558	-62.62	Pk	38.7	-27.7	11.8	0	-39.82	-13	-26.82	0-360	199	H
4	15.458	-65.16	Pk	40	-22.5	11.8	0	-35.86	-13	-22.86	0-360	199	H
8	16.634	-65.76	Pk	41.7	-23.4	11.8	0	-35.66	-13	-22.66	0-360	300	V

Pk - Peak detector

DL - Downlink

QPSK LTE66 (20MHz, Mid Channel)

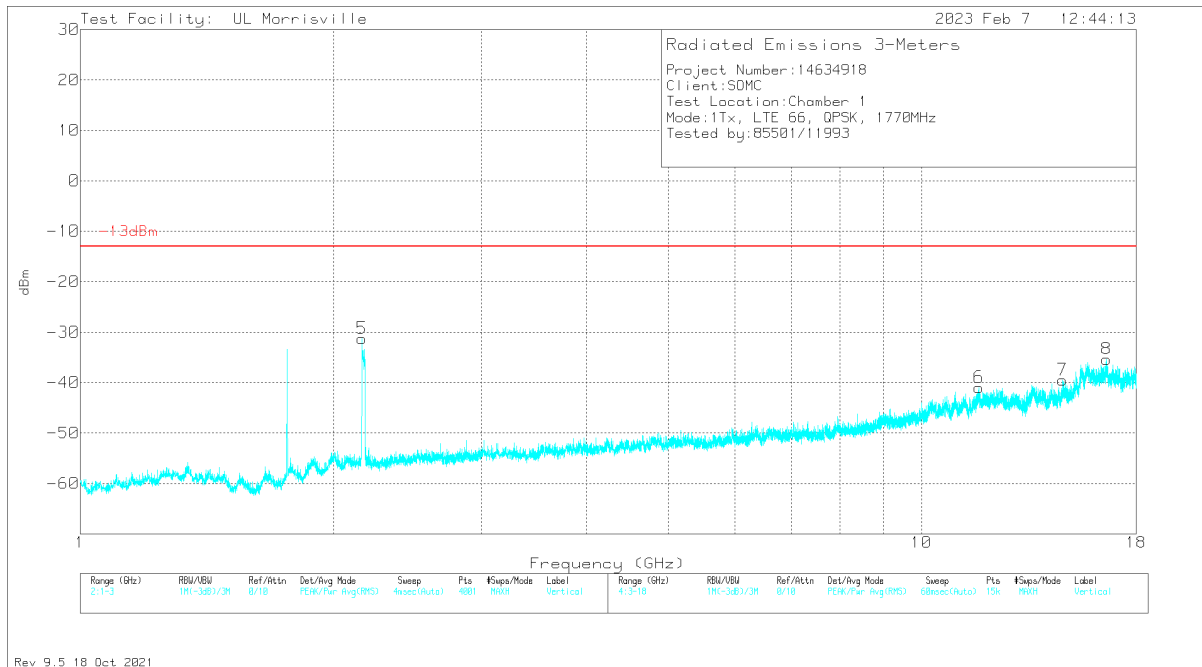
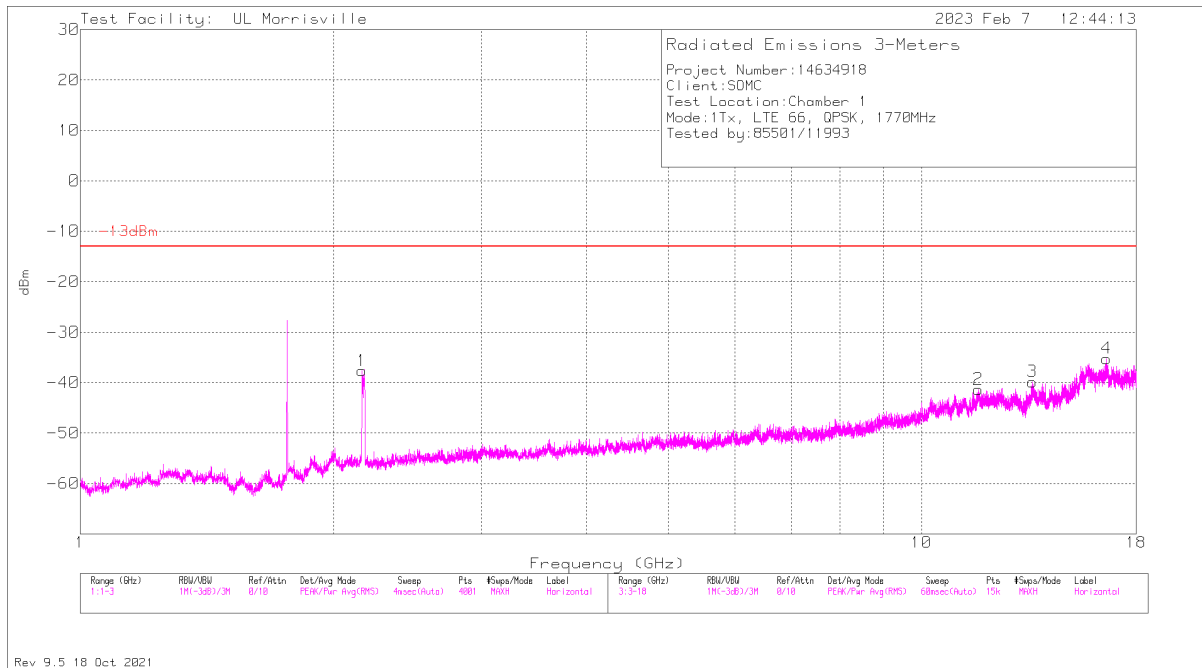


Marker	Frequency (GHz)	Meter Reading (dBm)	Det	AT0072 (dB/m)	Gain/Loss (dB)	CF (dB)	Filter (dB)	Corrected Reading dBm	-13dBm	Margin (dB)	Azimuth (Degs)	Height (cm)	Polarity
5	2.1365 (DL)	-41.49	Pk	31.4	-35	11.8	1	-	-	-	0-360	300	V
1	2.1455 (DL)	-47.57	Pk	31.4	-35	11.8	1	-	-	-	0-360	300	H
6	11.628	-63.83	Pk	38.3	-26.2	11.8	0	-39.93	-13	-26.93	0-360	300	V
2	12.168	-64.21	Pk	38.8	-26.3	11.8	0	-39.91	-13	-26.91	0-360	199	H
3	13.526	-62.71	Pk	38.8	-27.4	11.8	0	-39.51	-13	-26.51	0-360	300	H
7	14.782	-64.79	Pk	39.6	-25.8	11.8	0	-39.19	-13	-26.19	0-360	300	V
4	15.703	-65.46	Pk	40.3	-22.6	11.8	0	-35.96	-13	-22.96	0-360	199	H
8	16.596	-66.08	Pk	41.6	-23	11.8	0	-35.68	-13	-22.68	0-360	101	V

Pk - Peak detector

DL - Downlink

QPSK LTE66 (20MHz High Channel)

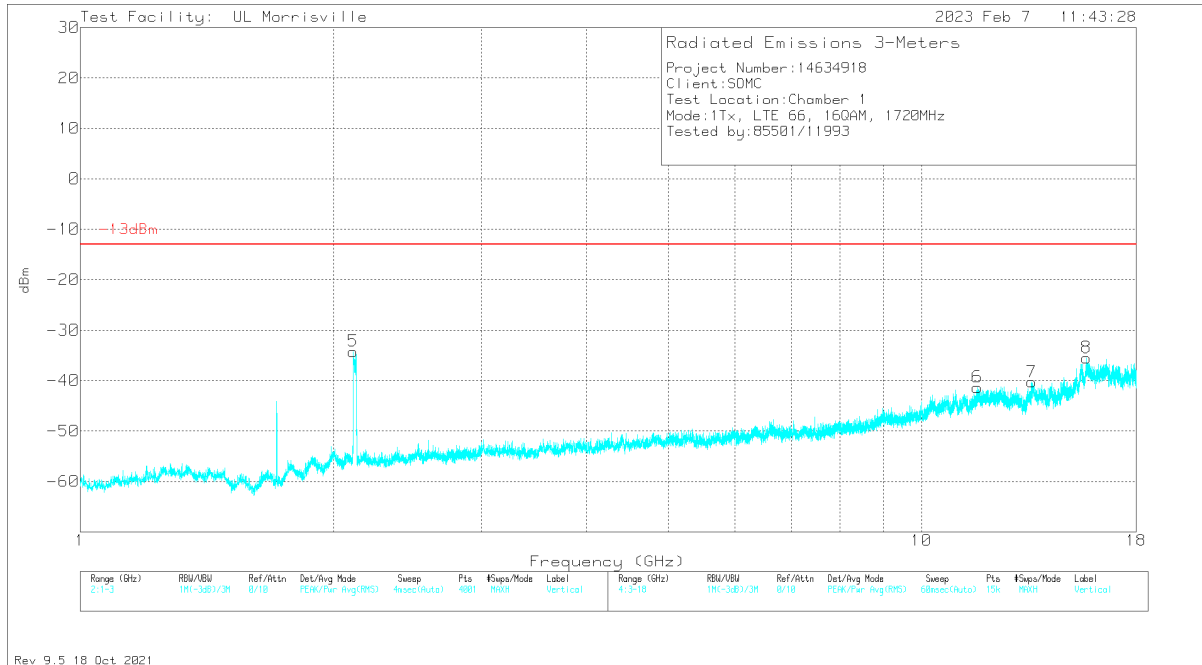
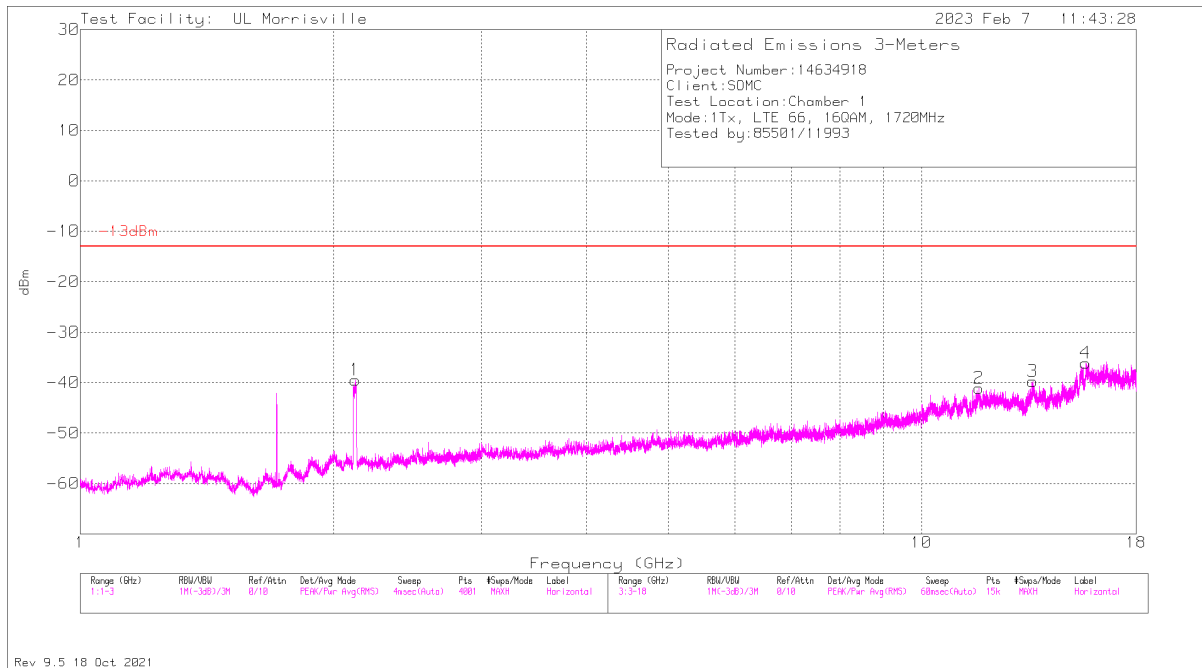


Marker	Frequency (GHz)	Meter Reading (dBm)	Det	AT0072 (dB/m)	Gain/Loss (dB)	CF (dB)	Filter (dB)	Corrected Reading dBm	-13dBm	Margin (dB)	Azimuth (Degs)	Height (cm)	Polarity
1	2.1615 (DL)	-46.95	Pk	31.4	-34.9	11.8	1	-	-	-	0-360	300	H
5	2.1615 (DL)	-40.57	Pk	31.4	-34.9	11.8	1	-	-	-	0-360	200	V
2	11.679	-65.83	Pk	38.4	-25.7	11.8	0	-41.33	-13	-28.33	0-360	199	H
6	11.7	-65.36	Pk	38.4	-25.8	11.8	0	-40.96	-13	-27.96	0-360	300	V
3	13.544	-61.91	Pk	38.7	-28.4	11.8	0	-39.81	-13	-26.81	0-360	100	H
7	14.716	-66.16	Pk	39.6	-24.7	11.8	0	-39.46	-13	-26.46	0-360	300	V
4	16.592	-64.91	Pk	41.6	-23.7	11.8	0	-35.21	-13	-22.21	0-360	300	H
8	16.598	-65.94	Pk	41.6	-22.8	11.8	0	-35.34	-13	-22.34	0-360	101	V

Pk - Peak detector

DL - Downlink

16QAM LTE66 (20MHz, Low Channel)

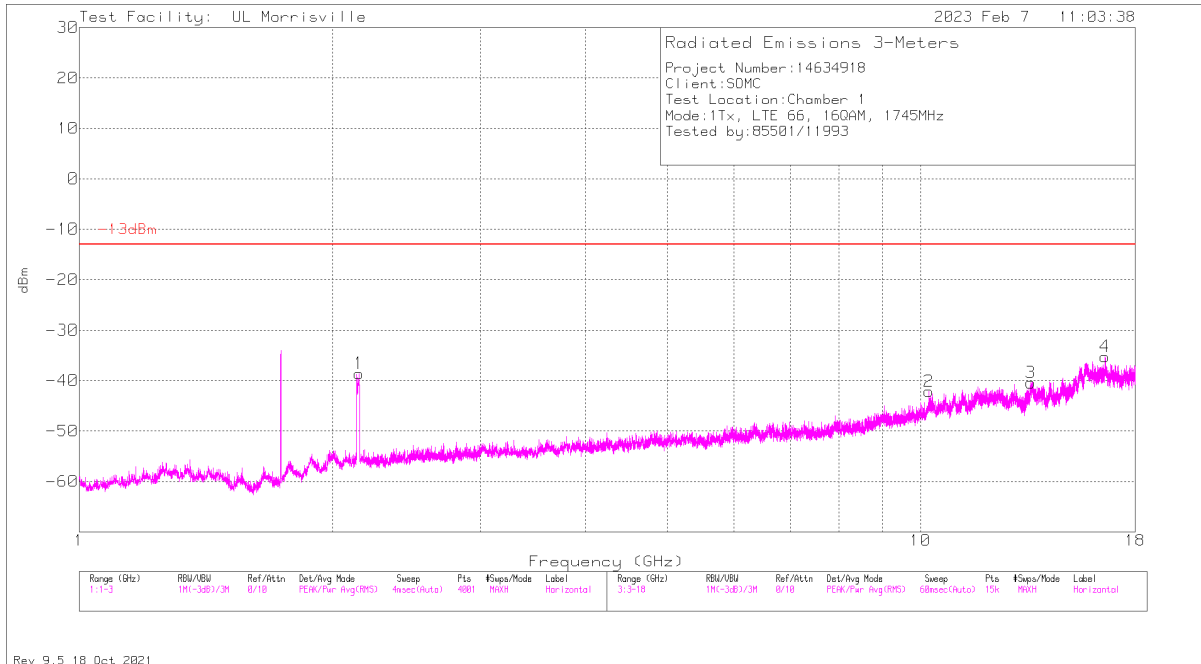


Marker	Frequency (GHz)	Meter Reading (dBm)	Det	AT0072 (dB/m)	Gain/Loss (dB)	CF (dB)	Filter (dB)	Corrected Reading dBm	-13dBm	Margin (dB)	Azimuth (Degs)	Height (cm)	Polarity
5(DL)	2.1115	-43.12	Pk	31.3	-35.2	11.8	1	-34.22	-	-	0-360	300	V
1(DL)	2.123	-48.48	Pk	31.3	-35.1	11.8	1	-39.48	-	-	0-360	300	H
6	11.653	-65.41	Pk	38.4	-26.1	11.8	0	-41.31	-13	-28.31	0-360	300	V
2	11.709	-66.08	Pk	38.4	-25.2	11.8	0	-41.08	-13	-28.08	0-360	200	H
7	13.528	-63.47	Pk	38.8	-27.4	11.8	0	-40.27	-13	-27.27	0-360	201	V
3	13.56	-62.53	Pk	38.7	-27.7	11.8	0	-39.73	-13	-26.73	0-360	101	H
4	15.671	-65.39	Pk	40.2	-22.7	11.8	0	-36.09	-13	-23.09	0-360	101	H
8	15.718	-65.37	Pk	40.3	-22.2	11.8	0	-35.47	-13	-22.47	0-360	101	V

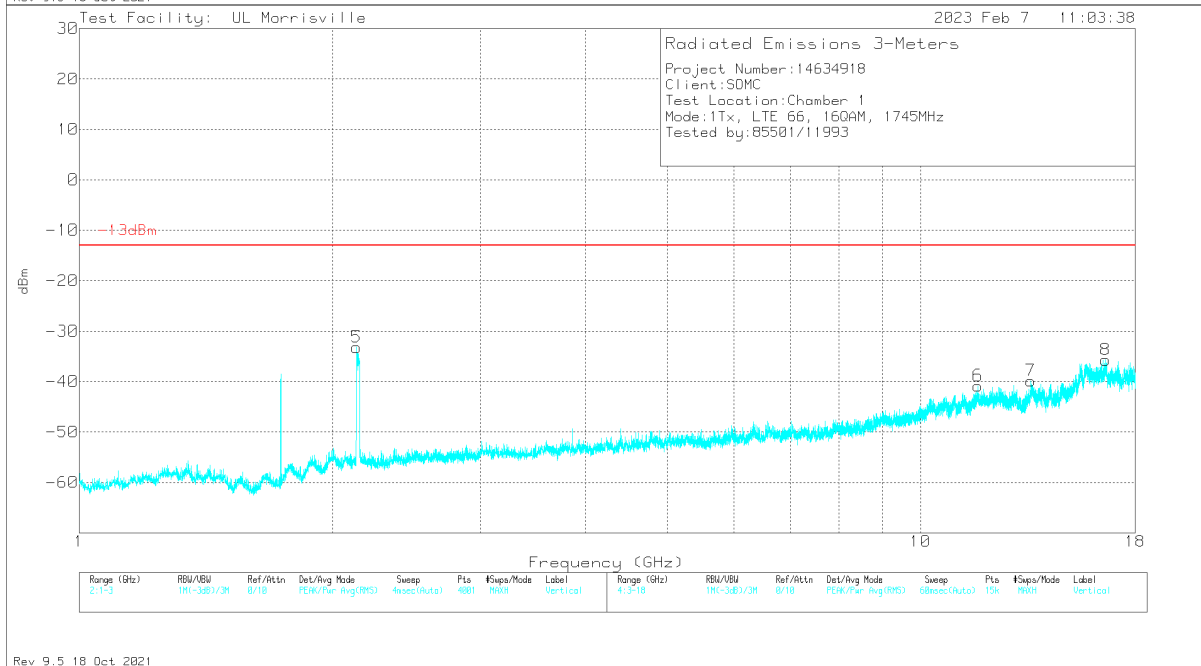
Pk - Peak detector

DL - Downlink

16QAM LTE66 (20MHz, Mid Channel)



Rev 9.5 18 Oct 2021



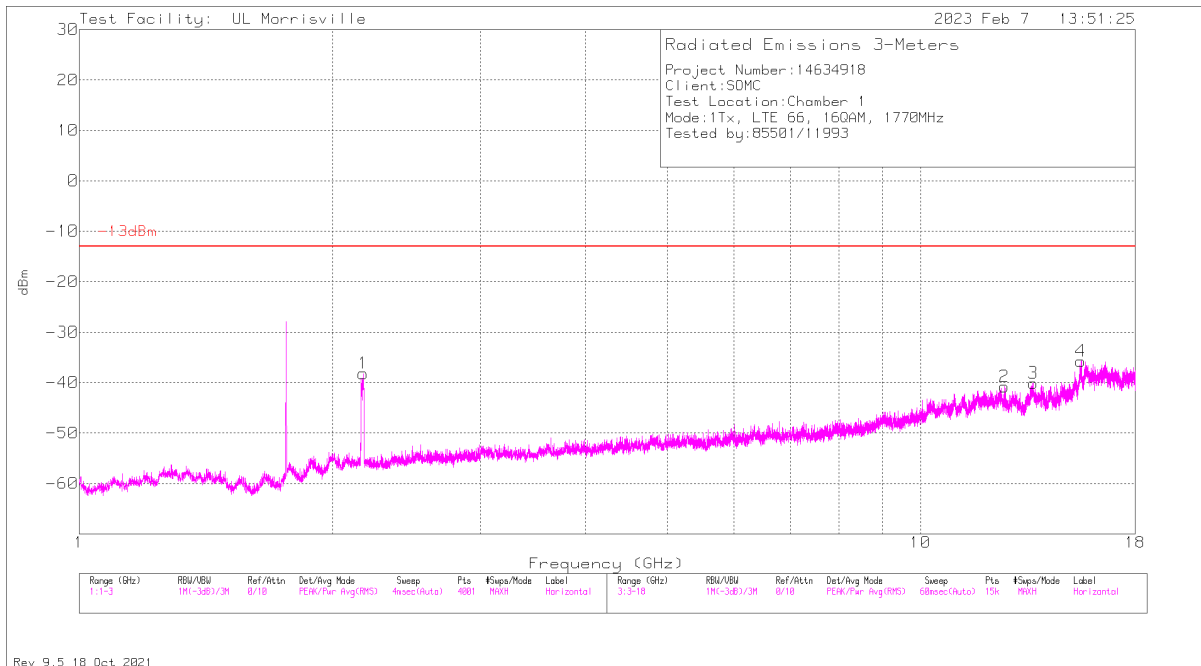
Rev 9.5 18 Oct 2021

Marker	Frequency (GHz)	Meter Reading (dBm)	Det	AT0072 (dB/m)	Gain/Loss (dB)	CF (dB)	Filter (dB)	Corrected Reading dBm	-13dBm	Margin (dB)	Azimuth (Degs)	Height (cm)	Polarity
5	2.1365	-42.4	Pk	31.4	-35	11.8	1	-33.2	-13	-20.2	0-360	200	V
1	2.15	-47.9	Pk	31.5	-35	11.8	1	-38.6	-13	-25.6	0-360	200	H
2	10.238	-64.72	Pk	37.4	-26.6	11.8	0	-42.12	-13	-29.12	0-360	101	H
6	11.706	-65.63	Pk	38.4	-25.4	11.8	0	-40.83	-13	-27.83	0-360	300	V
3	13.52	-62.91	Pk	38.8	-28.1	11.8	0	-40.41	-13	-27.41	0-360	299	H
7	13.531	-62.62	Pk	38.8	-27.8	11.8	0	-39.82	-13	-26.82	0-360	300	V
4	16.572	-63.85	Pk	41.5	-24.7	11.8	0	-35.25	-13	-22.25	0-360	101	H
8	16.596	-66.08	Pk	41.6	-23	11.8	0	-35.68	-13	-22.68	0-360	300	V

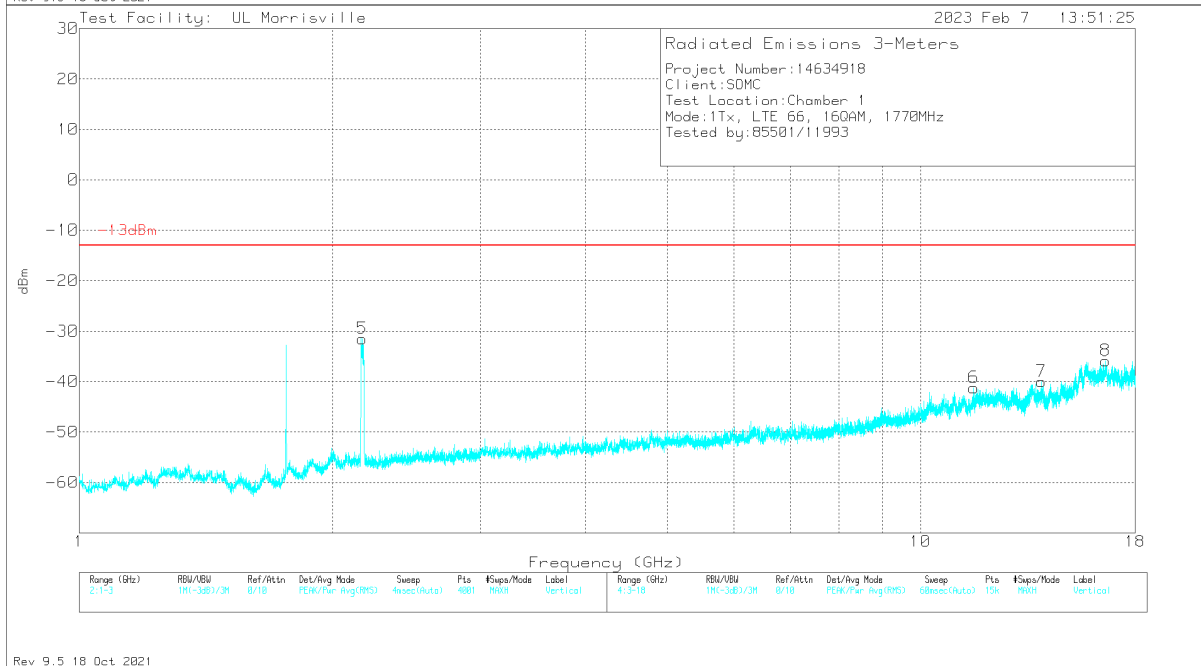
Pk - Peak detector

DL - Downlink

16QAM LTE66 (20MHz, High Channel)



Rev 9.5 18 Oct 2021



Rev 9.5 18 Oct 2021

Marker	Frequency (GHz)	Meter Reading (dBm)	Det	AT0072 (dB/m)	Gain/Loss (dB)	CF (dB)	Filter (dB)	Corrected Reading dBm	-13dBm	Margin (dB)	Azimuth (Degs)	Height (cm)	Polarity
5	2.1705 (DL)	-40.77	Pk	31.4	-34.9	11.8	1	-	-	-	0-360	300	V
1	2.175 (DL)	-47.49	Pk	31.4	-34.9	11.8	1	-	-	-	0-360	299	H
6	11.571	-65.09	Pk	38.2	-26.1	11.8	0	-41.19	-13	-28.19	0-360	300	V
2	12.579	-64.28	Pk	39	-27.3	11.8	0	-40.78	-13	-27.78	0-360	300	H
3	13.614	-62.6	Pk	38.7	-28	11.8	0	-40.1	-13	-27.1	0-360	300	H
7	13.922	-63.57	Pk	38.7	-26.9	11.8	0	-39.97	-13	-26.97	0-360	201	V
4	15.508	-65.94	Pk	40.1	-21.7	11.8	0	-35.74	-13	-22.74	0-360	200	H
8	16.595	-66.04	Pk	41.6	-23.2	11.8	0	-35.84	-13	-22.84	0-360	201	V

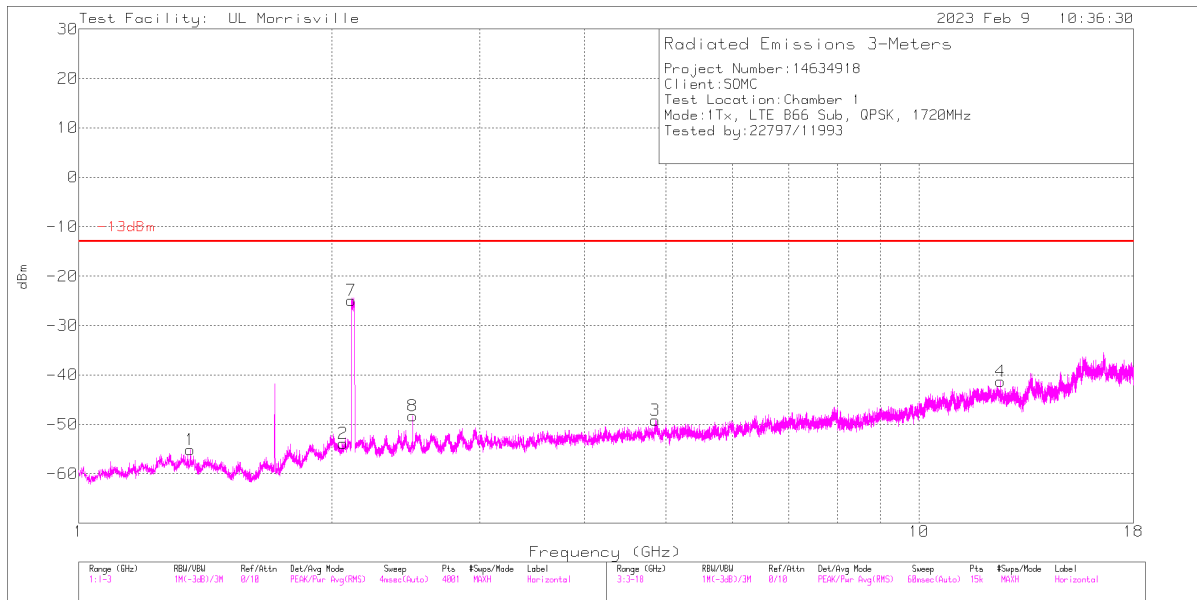
Pk - Peak detector

DL - Downlink

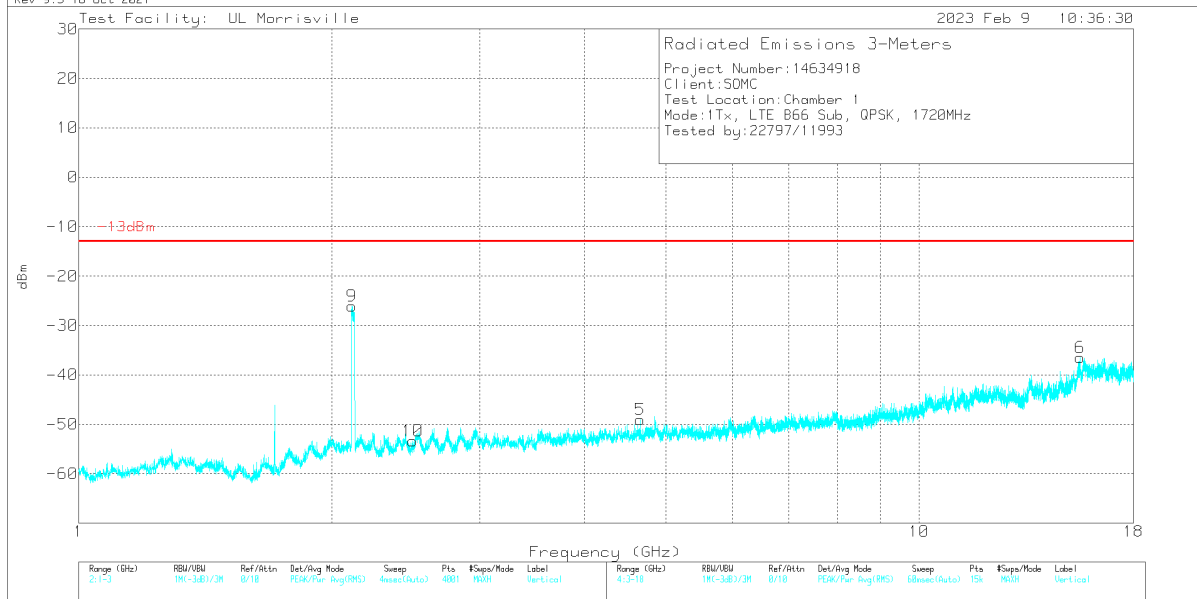
Sub Antenna

EUT Serial Number: QV7700MFN

QPSK LTE66 (20MHz Low Channel)



Rev 9.5 18 Oct 2021



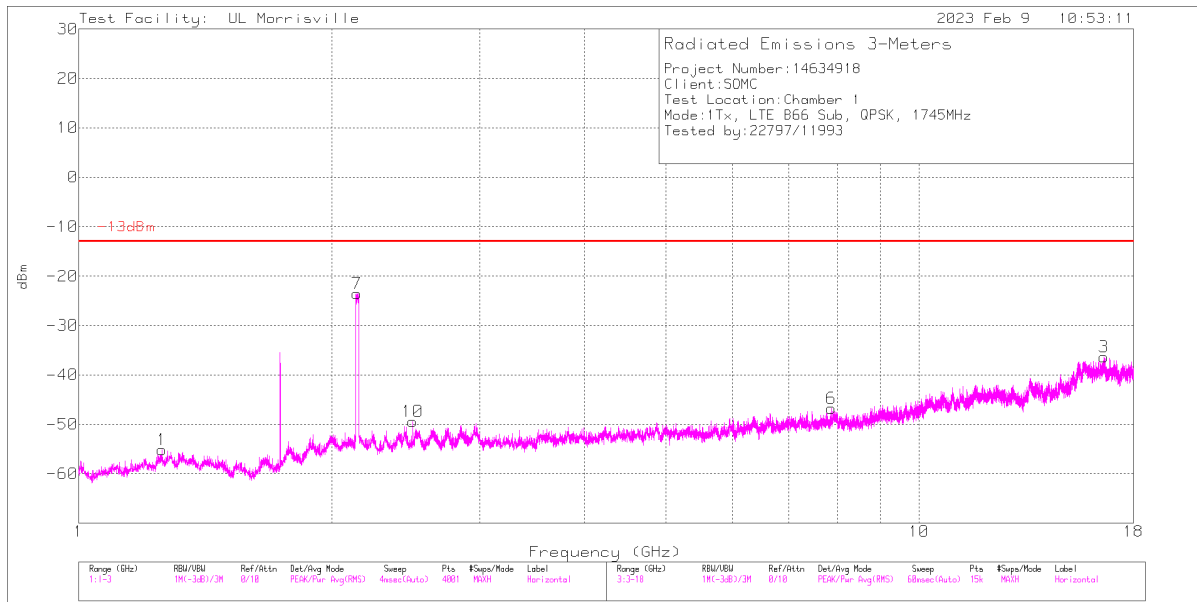
Rev 9.5 18 Oct 2021

Marker	Frequency (GHz)	Meter Reading (dBm)	Det	AT0072 (dB/m)	Gain/Loss (dB)	CF (dB)	Filter (dB)	Filter (dB)	Corrected Reading dBm	-13dBm	Margin (dB)	Azimuth (Degs)	Height (cm)	Polarity
1	1.358	-61.21	Pk	29.6	-36.9	11.8	1.1	.5	-55.11	-13	-42.11	0-360	201	H
2	2.0635	-63.99	Pk	31.7	-35.6	11.8	1	1.2	-53.89	-13	-40.89	0-360	201	H
7(DL)	2.112	-35.17	Pk	31.3	-35.2	11.8	1	1.3	-24.97			0-360	201	H
9(DL)	2.1125	-36.41	Pk	31.3	-35.1	11.8	1	1.3	-26.11			0-360	300	V
10(DL)	2.497	-65.81	Pk	32.5	-34.1	11.8	.5	1.7	-53.41			0-360	200	V
8(DL)	2.4975	-60.64	Pk	32.5	-34.1	11.8	.5	1.7	-48.24			0-360	101	H
5	4.655	-63.4	Pk	34.1	-31.6	11.8	0	0	-49.1	-13	-36.1	0-360	200	V
3	4.858	-64.08	Pk	34.1	-31	11.8	0	0	-49.18	-13	-36.18	0-360	300	H
4	12.509	-65.03	Pk	39	-27.1	11.8	0	0	-41.33	-13	-28.33	0-360	200	H
6	15.545	-67.25	Pk	40.1	-21.1	11.8	0	0	-36.45	-13	-23.45	0-360	299	V

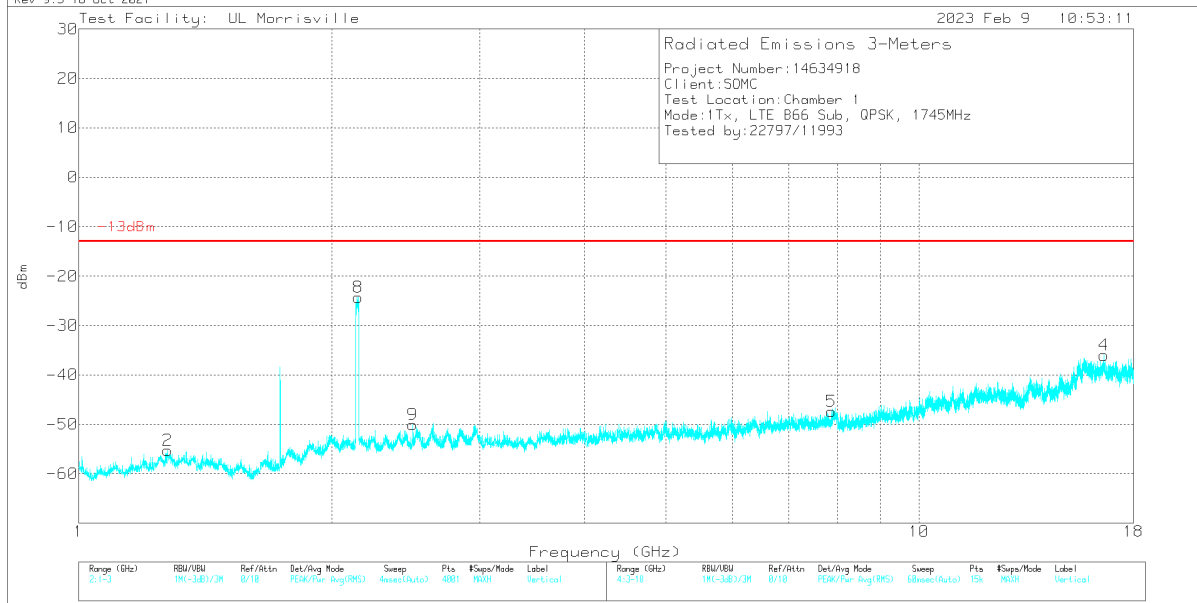
Pk - Peak detector

DL- Downlink from callbox

QPSK LTE66 (20MHz, Mid Channel)



Rev 9.5 18 Oct 2021



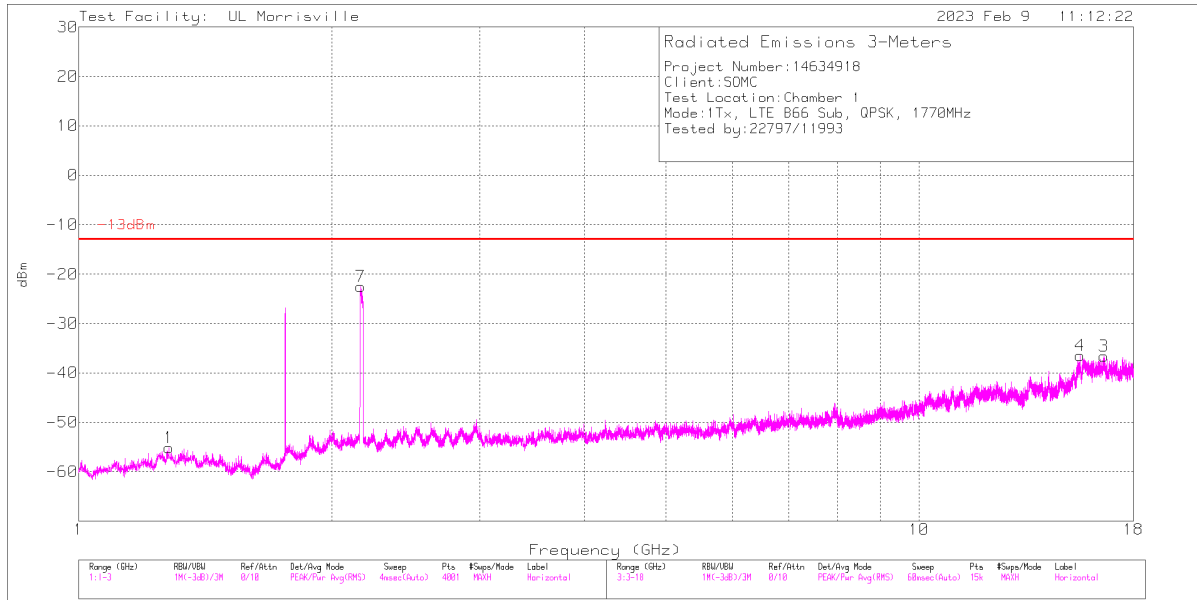
Rev 9.5 18 Oct 2021

Marker	Frequency (GHz)	Meter Reading (dBm)	Det	AT0072 (dB/m)	Gain/Loss (dB)	CF (dB)	Filter (dB)	Filter (dB)	Corrected Reading dBm	-13dBm	Margin (dB)	Azimuth (Degs)	Height (cm)	Polarity
1	1.257	-61.04	Pk	29.4	-36.9	11.8	1.1	.5	-55.14	-13	-42.14	0-360	200	H
2	1.275	-61.74	Pk	29.8	-36.6	11.8	1	.5	-55.24	-13	-42.24	0-360	101	V
7(DL)	2.1425	-34.49	Pk	31.4	-35	11.8	1	1.7	-23.59			0-360	100	H
8(DL)	2.1515	-35.41	Pk	31.5	-34.9	11.8	1	1.7	-24.31			0-360	101	V
10(DL)	2.497	-61.78	Pk	32.5	-34.1	11.8	.5	1.7	-49.38			0-360	299	H
9(DL)	2.4975	-62.43	Pk	32.5	-34.1	11.8	.5	1.7	-50.03			0-360	201	V
6	7.859	-64.6	Pk	35.8	-29.8	11.8	0	0	-46.8	-13	-33.8	0-360	300	H
5	7.864	-65.69	Pk	35.8	-29.3	11.8	0	0	-47.39	-13	-34.39	0-360	200	V
3	16.598	-66.97	Pk	41.6	-22.8	11.8	0	0	-36.37	-13	-23.37	0-360	200	H
4	16.599	-66.53	Pk	41.6	-22.9	11.8	0	0	-36.03	-13	-23.03	0-360	300	V

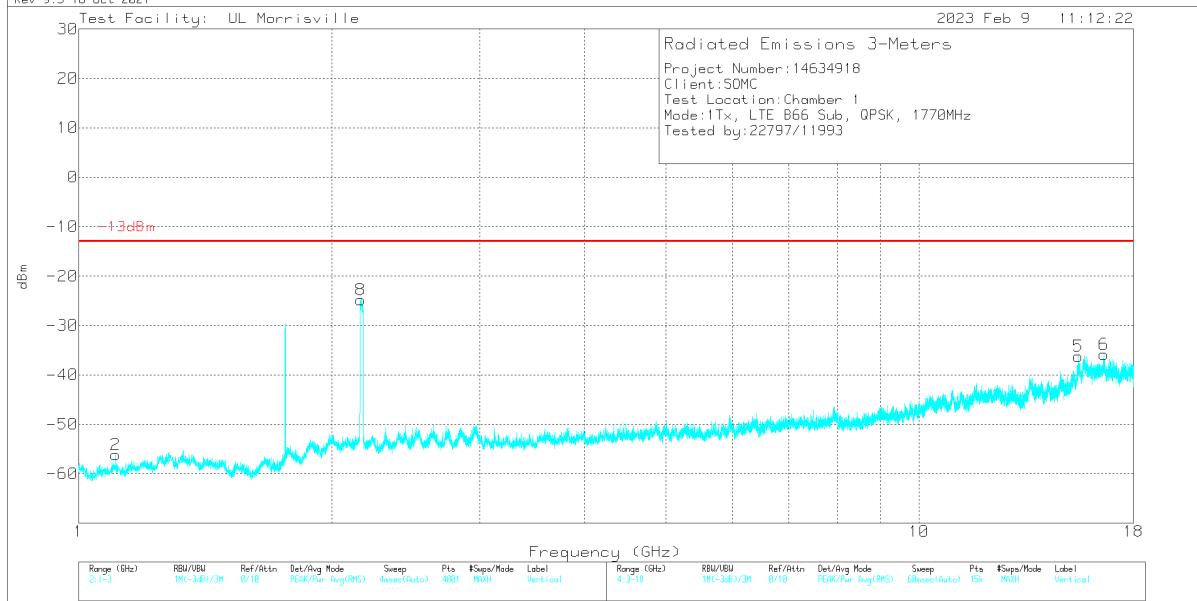
Pk - Peak detector

DL- Downlink from Callbox

QPSK LTE66 (20MHz High Channel)



Rev 9.5 18 Oct 2021



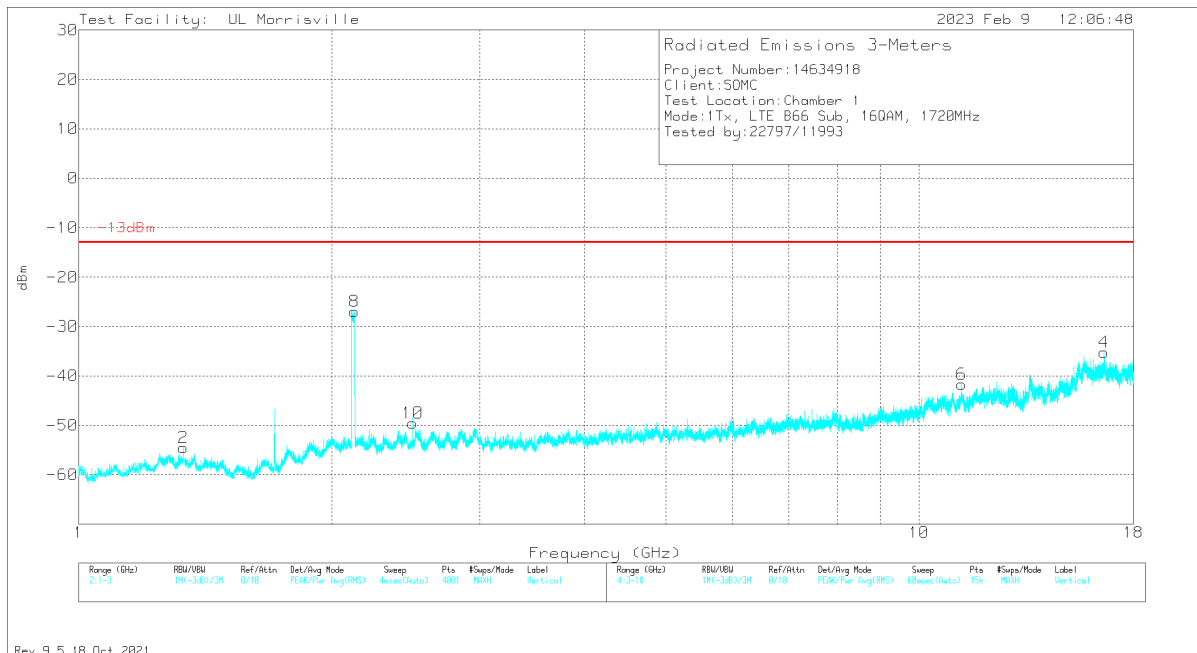
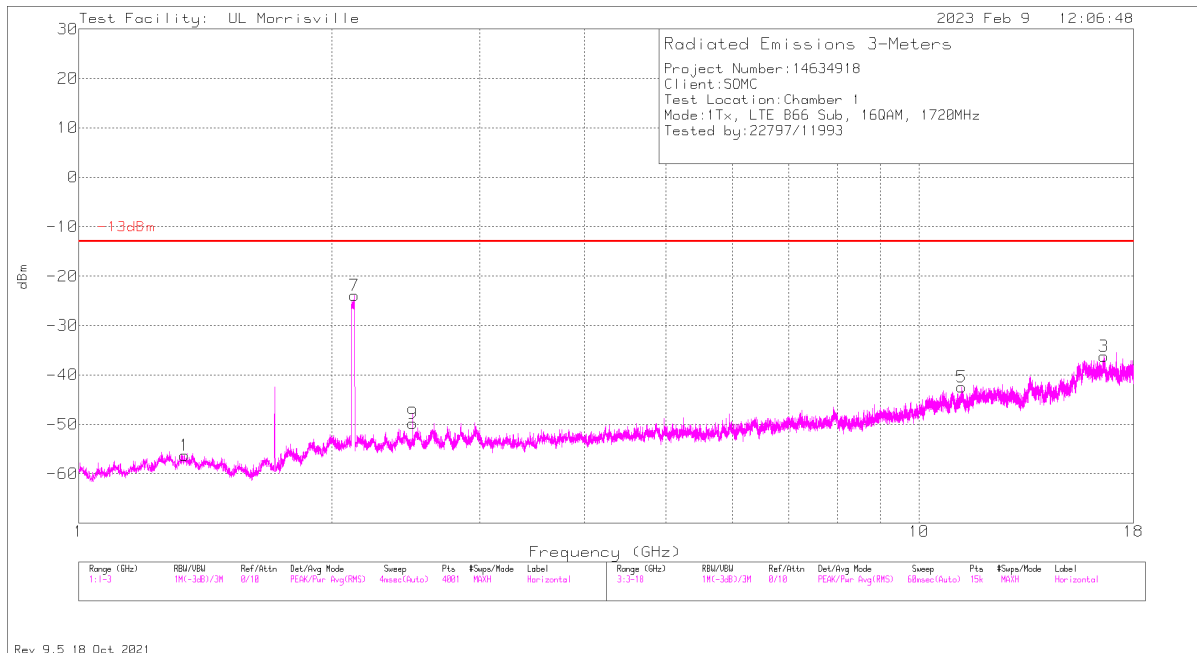
Rev 9.5 18 Oct 2021

Marker	Frequency (GHz)	Meter Reading (dBm)	Det	AT0072 (dB/m)	Gain/Loss (dB)	CF (dB)	Filter (dB)	Filter (dB)	Corrected Reading dBm	-13dBm	Margin (dB)	Azimuth (Degs)	Height (cm)	Polarity
2	1.1065	-60.39	Pk	28.1	-37.3	11.8	1	.6	-56.19	-13	-43.19	0-360	300	V
1	1.28	-61.56	Pk	29.9	-36.8	11.8	1	.5	-55.16	-13	-42.16	0-360	101	H
7(DL)	2.1665	-33.49	Pk	31.4	-34.9	11.8	1	1.7	-22.49			0-360	300	H
8(DL)	2.167	-35.85	Pk	31.4	-34.9	11.8	1	1.7	-24.85			0-360	300	V
5	15.472	-67.26	Pk	40	-20.8	11.8	0	0	-36.26	-13	-23.26	0-360	101	V
4	15.544	-67.17	Pk	40.1	-21.2	11.8	0	0	-36.47	-13	-23.47	0-360	300	H
3	16.597	-67.06	Pk	41.6	-22.9	11.8	0	0	-36.56	-13	-23.56	0-360	200	H
6	16.597	-66.34	Pk	41.6	-22.9	11.8	0	0	-35.84	-13	-22.84	0-360	300	V

Pk - Peak detector

DL – Downlink from Callbox

16QAM LTE66 (20MHz, Low Channel)

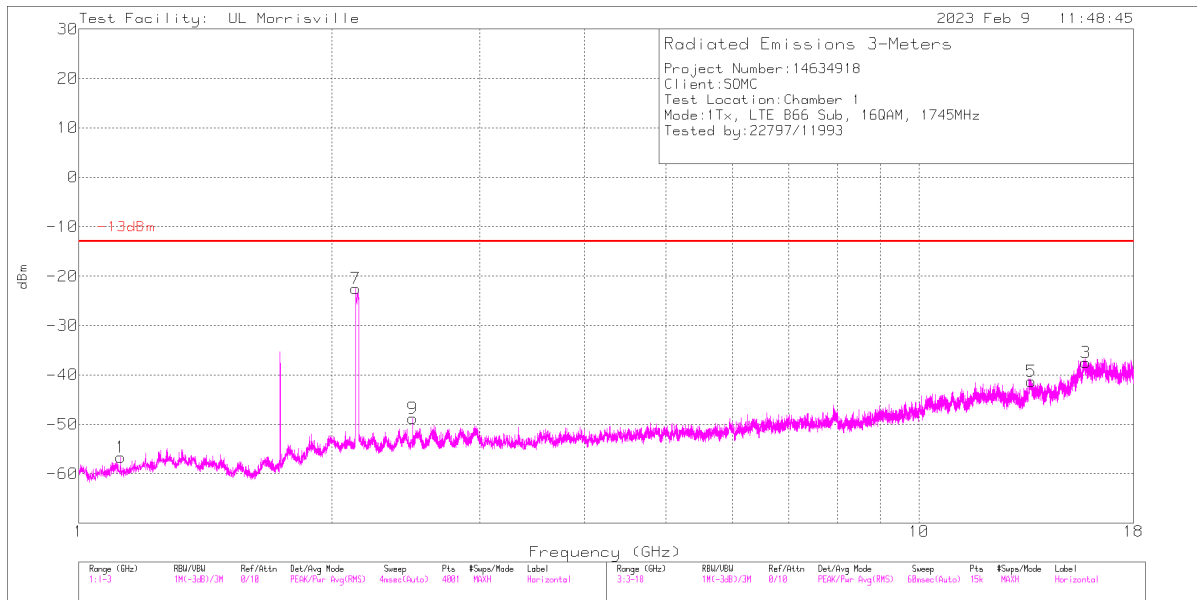


Marker	Frequency (GHz)	Meter Reading (dBm)	Det	AT0072 (dB/m)	Gain/Loss (dB)	CF (dB)	Filter (dB)	Filter (dB)	Corrected Reading dBm	-13dBm	Margin (dB)	Azimuth (Degs)	Height (cm)	Polarity
2	1.3325	-60.63	Pk	29.5	-36.8	11.8	1.1	.5	-54.53	-13	-41.53	0-360	300	V
1	1.3365	-62.43	Pk	29.5	-36.8	11.8	1.1	.5	-56.33	-13	-43.33	0-360	300	H
7(DL)	2.1275	-34.53	Pk	31.4	-35.1	11.8	1	1.5	-23.93			0-360	300	H
8(DL)	2.128	-37.54	Pk	31.4	-35.1	11.8	1	1.5	-26.94			0-360	300	V
9(DL)	2.4965	-62.18	Pk	32.5	-34.1	11.8	.5	1.7	-49.78			0-360	200	H
10(DL)	2.4965	-61.92	Pk	32.5	-34.1	11.8	.5	1.7	-49.52			0-360	201	V
6	11.237	-66.05	Pk	38	-25.4	11.8	0	0	-41.65	-13	-28.65	0-360	101	V
5	11.25	-67	Pk	38	-25.3	11.8	0	0	-42.5	-13	-29.5	0-360	300	H
4	16.595	-65.44	Pk	41.6	-23.2	11.8	0	0	-35.24	-13	-22.24	0-360	300	V
3	16.596	-66.66	Pk	41.6	-23	11.8	0	0	-36.26	-13	-23.26	0-360	200	H

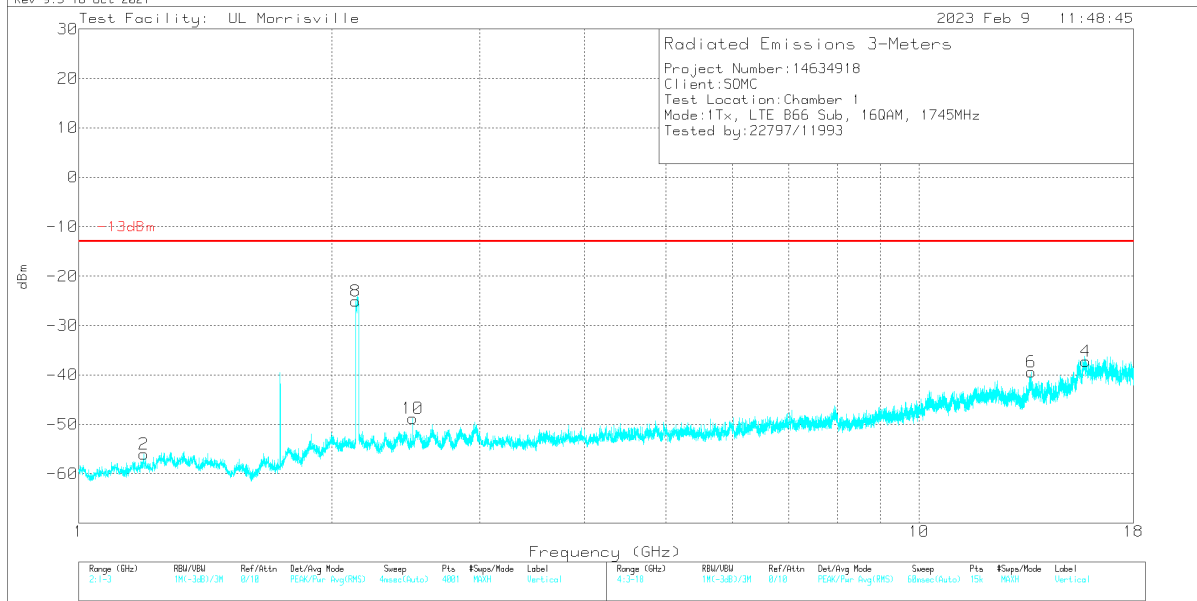
Pk - Peak detector

DL – Downlink from Callbox

16QAM LTE66 (20MHz, Mid Channel)



Rev 9.5 18 Oct 2021



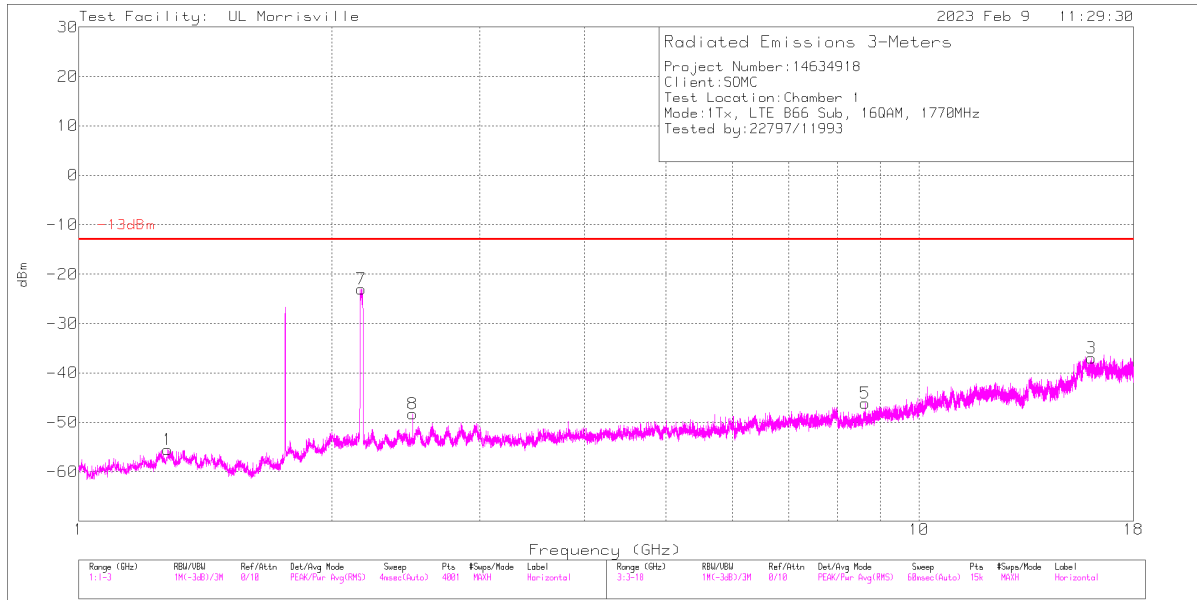
Rev 9.5 18 Oct 2021

Marker	Frequency (GHz)	Meter Reading (dBm)	Det	AT0072 (dB/m)	Gain/Loss (dB)	CF (dB)	Filter (dB)	Filter (dB)	Corrected Reading dBm	-13dBm	Margin (dB)	Azimuth (Degs)	Height (cm)	Polarity
1	1.1215	-60.85	Pk	28.1	-37.3	11.8	1	.6	-56.65	-13	-43.65	0-360	101	H
2	1.1945	-60.97	Pk	28.7	-37.1	11.8	1.1	.5	-55.97	-13	-42.97	0-360	101	V
7(DL)	2.1365	-33.29	Pk	31.4	-35	11.8	1	1.6	-22.49			0-360	101	H
8(DL)	2.1375	-35.8	Pk	31.4	-35	11.8	1	1.6	-25			0-360	101	V
10(DL)	2.497	-61.15	Pk	32.5	-34.1	11.8	.5	1.7	-48.75			0-360	300	V
9(DL)	2.4975	-61.15	Pk	32.5	-34.1	11.8	.5	1.7	-48.75			0-360	200	H
5	13.597	-63.67	Pk	38.7	-28.1	11.8	0	0	-41.27	-13	-28.27	0-360	199	H
6	13.61	-62	Pk	38.7	-27.9	11.8	0	0	-39.4	-13	-26.4	0-360	201	V
3	15.793	-67.51	Pk	40.4	-22.2	11.8	0	0	-37.51	-13	-24.51	0-360	199	H
4	15.802	-66.89	Pk	40.4	-22.5	11.8	0	0	-37.19	-13	-24.19	0-360	201	V

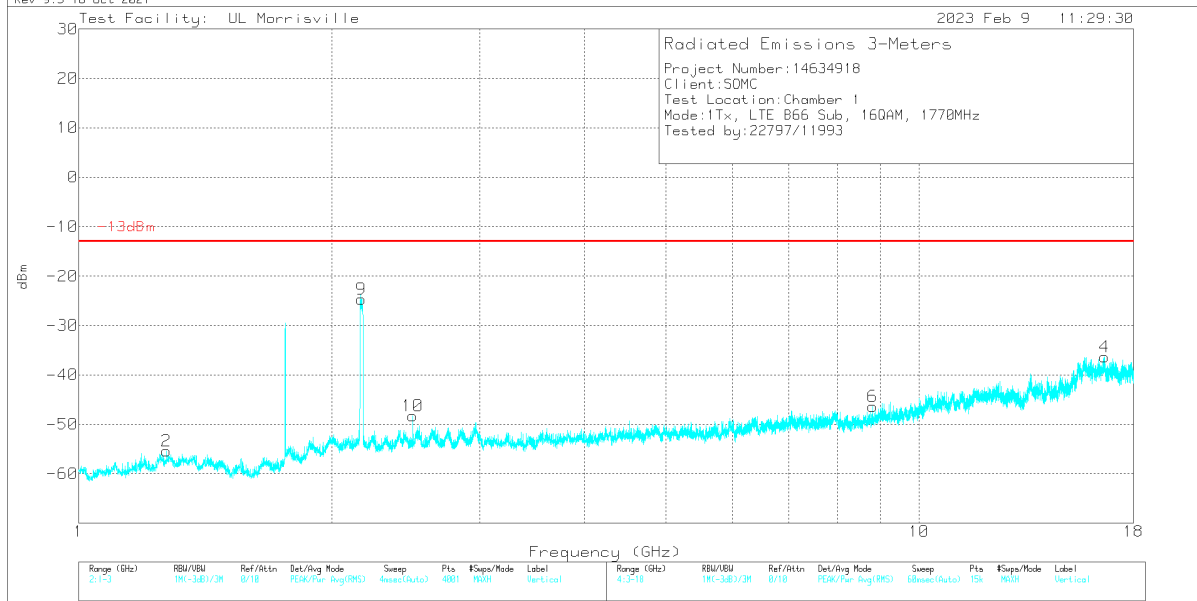
Pk - Peak detector

DL - Downlink

16QAM LTE66 (20MHz, High Channel)



Rev 9.5 18 Oct 2021



Rev 9.5 18 Oct 2021

Marker	Frequency (GHz)	Meter Reading (dBm)	Det	AT0072 (dB/m)	Gain/Loss (dB)	CF (dB)	Filter (dB)	Filter (dB)	Corrected Reading dBm	-13dBm	Margin (dB)	Azimuth (Degs)	Height (cm)	Polarity
2	1.272	-61.66	Pk	29.8	-36.8	11.8	1	.5	-55.36	-13	-42.36	0-360	101	V
1	1.276	-61.99	Pk	29.8	-36.6	11.8	1	.5	-55.49	-13	-42.49	0-360	101	H
7(DL)	2.1675	-34.01	Pk	31.4	-34.9	11.8	1	1.7	-23.01			0-360	101	H
9(DL)	2.1695	-35.66	Pk	31.4	-34.9	11.8	1	1.7	-24.66			0-360	300	V
8(DL)	2.4975	-60.63	Pk	32.5	-34.1	11.8	.5	1.7	-48.23			0-360	200	H
10(DL)	2.4975	-60.65	Pk	32.5	-34.1	11.8	.5	1.7	-48.25			0-360	101	V
5	8.628	-65.24	Pk	35.8	-28.5	11.8	0	0	-46.14	-13	-33.14	0-360	299	H
6	8.808	-65.15	Pk	36.1	-29.1	11.8	0	0	-46.35	-13	-33.35	0-360	101	V
3	16.032	-66.74	Pk	40.8	-22.9	11.8	0	0	-37.04	-13	-24.04	0-360	101	H
4	16.622	-66.47	Pk	41.7	-23.4	11.8	0	0	-36.37	-13	-23.37	0-360	101	V

Pk - Peak detector

DL- Downlink from callbox

10.2. WORST CASE EMISSIONS

RULE PART(S)

FCC: §2.1053, §22.917, §27.53.

LIMITS

The power of any emission outside of the authorized operating frequency ranges must be attenuated below the transmitting power (P) by a factor of at least $43 + 10 \log (P)$ dB. ($55 + 10 \log (P)$ for 5G)

TEST PROCEDURE

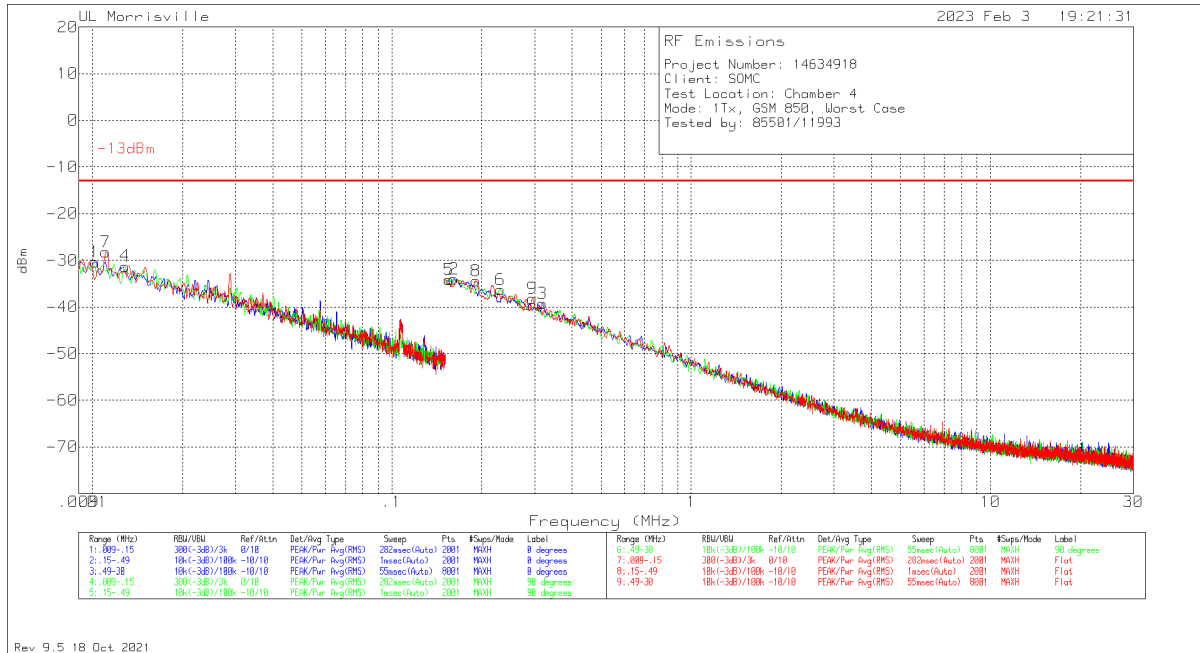
KDB 971168 D01 v02r02/D02 v01

RESULTS

Note: EUT Serial Number: QV7700EYFN

10.2.1. Worst-Case Emissions for 2G

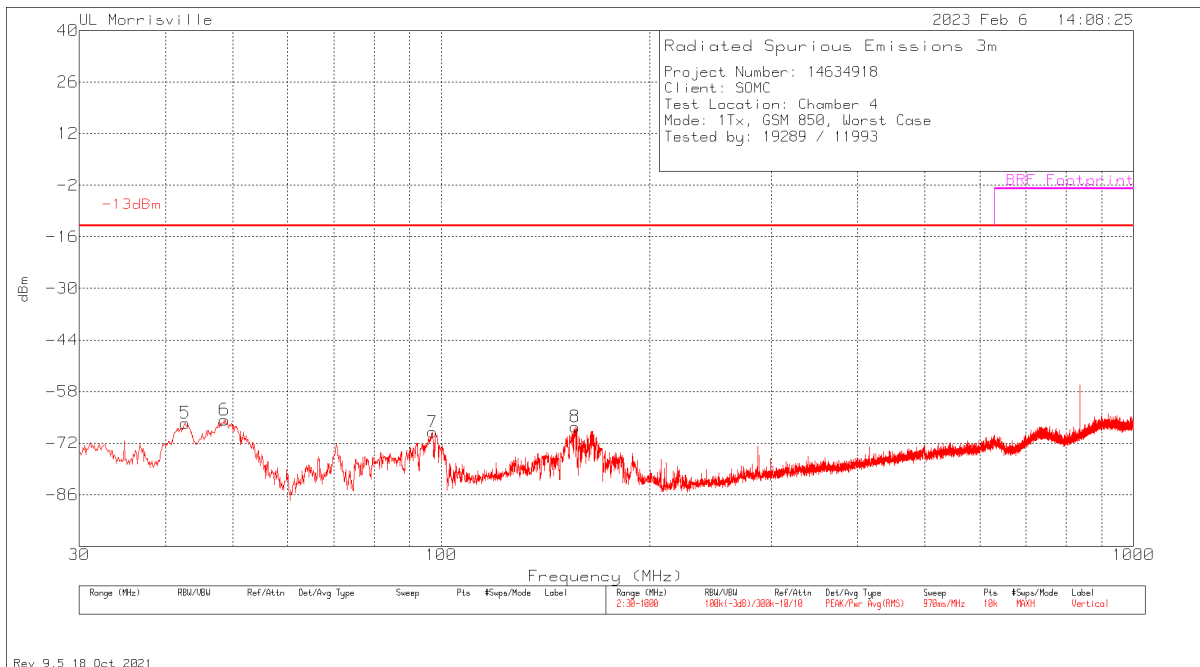
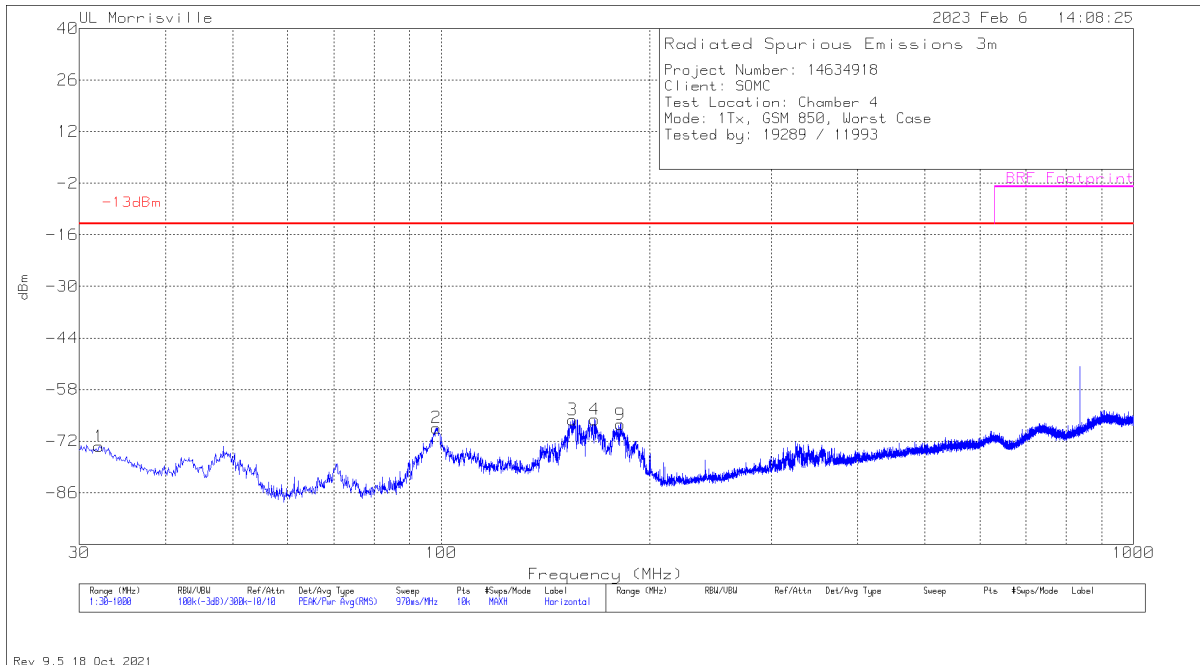
Spurious below 30MHz



Marker	Frequency (MHz)	Meter Reading (dBm)	Det	135144 (dB/m)	Gain/Loss (dB)	Conversion Factor (dB)	Corrected Reading dBm	-13dBm	PK Margin (dB)	Azimuth (Degs)	Height (cm)	Loop Angle
1	.01021	-61.38	Pk	19.2	0	11.8	-30.38	-13	-17.38	0-360	100	0 degs
7	.01109	-58.89	Pk	18.8	0	11.8	-28.29	-13	-15.29	0-360	100	Flat
4	.01283	-61.16	Pk	18.1	0	11.8	-31.26	-13	-18.26	0-360	100	90 degs
5	.15519	-58.21	Pk	12.2	.1	11.8	-34.11	-13	-21.11	0-360	100	90 degs
2	.16139	-58.09	Pk	12.2	.1	11.8	-33.99	-13	-20.99	0-360	100	0 degs
8	.19089	-58.55	Pk	12.2	.1	11.8	-34.45	-13	-21.45	0-360	100	Flat
6	.23092	-60.45	Pk	12.2	.1	11.8	-36.35	-13	-23.35	0-360	100	90 degs
9	.29433	-62.3	Pk	12.2	.1	11.8	-38.2	-13	-25.2	0-360	100	Flat
3	.31915	-63.34	Pk	12.2	.1	11.8	-39.24	-13	-26.24	0-360	100	0 degs

Pk - Peak detector

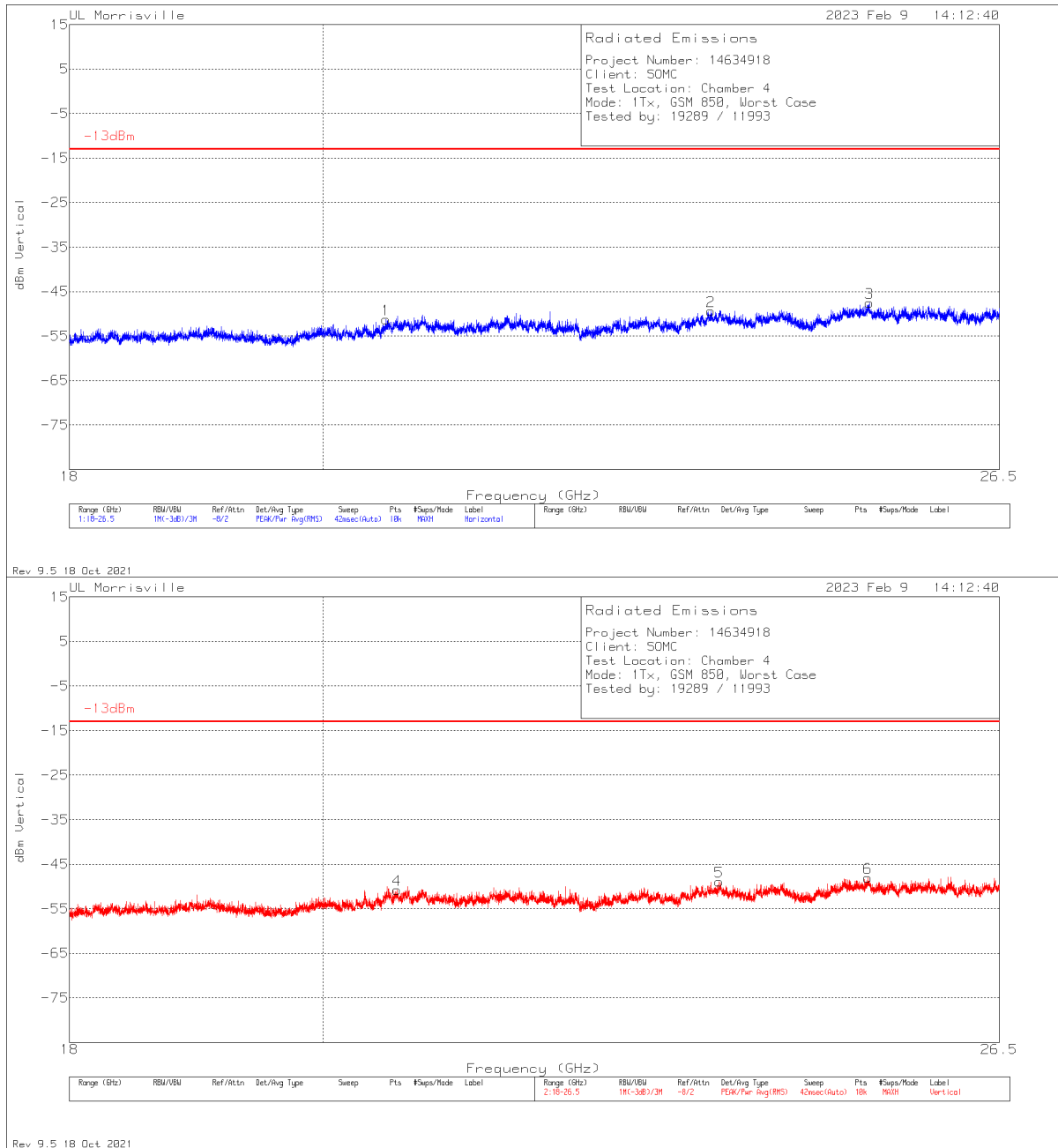
Spurious below 1GHz



Marker	Frequency (MHz)	Meter Reading (dBm)	Det	90629 (dB/m)	Gain/Loss (dB)	Filter (dB)	Conversion Factor (dB)	Corrected Reading dBm	-13dBm	Margin (dB)	Azimuth (Degs)	Height (cm)	Polarity
1	32.037	-77.16	Pk	25.7	-31.8	.1	9.7	-73.46	-13	-60.46	0-360	100	H
5	42.707	-62.75	Pk	17.8	-31.4	.1	9.7	-66.55	-13	-53.55	0-360	100	V
6	48.624	-58.69	Pk	14.6	-31.5	.2	9.7	-65.69	-13	-52.69	0-360	100	V
7	97.124	-64.71	Pk	16.6	-30.9	.3	9.7	-69.01	-13	-56.01	0-360	100	V
2	98.385	-64.79	Pk	17.1	-30.7	.3	9.7	-68.39	-13	-55.39	0-360	200	H
3	154.839	-64.83	Pk	18.6	-30.2	.5	9.7	-66.23	-13	-53.23	0-360	200	H
8	156.1	-66.07	Pk	18.6	-30.2	.4	9.7	-67.57	-13	-54.57	0-360	100	V
4	166.673	-64.25	Pk	18.1	-30.1	.4	9.7	-66.15	-13	-53.15	0-360	100	H
9	181.514	-65.29	Pk	17.4	-29.9	.6	9.7	-67.49	-13	-54.49	0-360	100	H

Pk - Peak detector

Spurious 18GHz to 26GHz

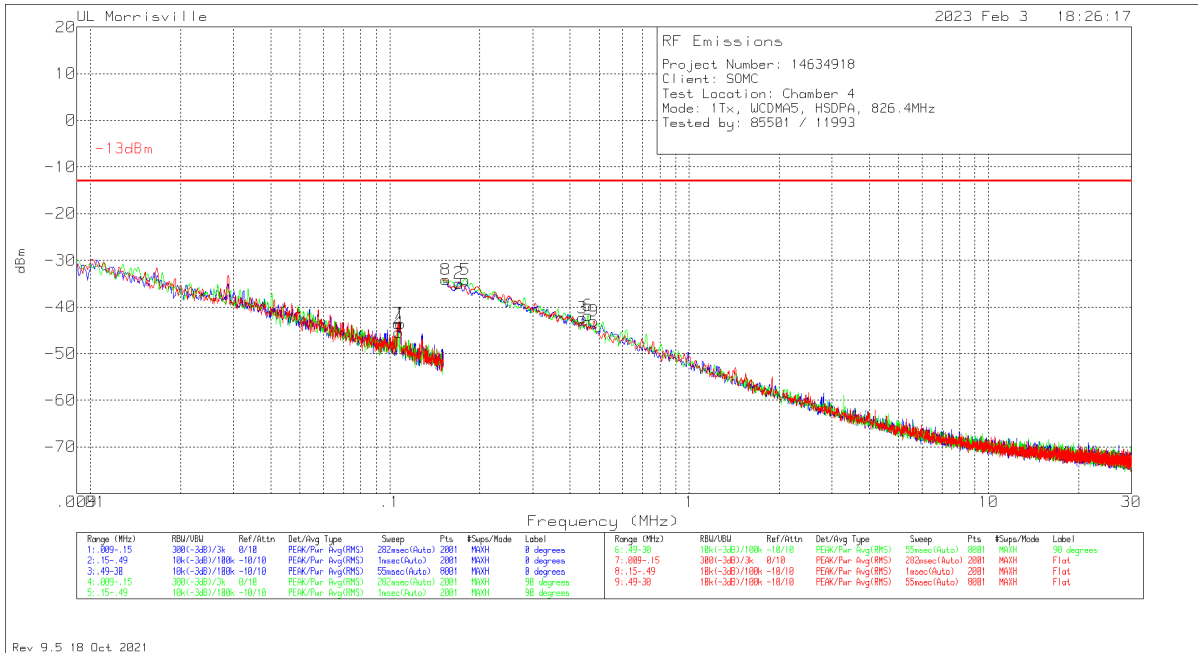


Marker	Frequency (GHz)	Meter Reading (dBm)	Det	204704 (dB/m)	Gain/Loss (dB)	Conversion Factor (dB)	Corrected Reading dBm	-13dBm	PK Margin (dB)	Azimuth (Degs)	Height (cm)	Polarity
1	20.5319	-58.75	Pk	34.2	-38.5	11.8	-51.25	-13	-38.25	0-360	300	H
4	20.62879	-58.11	Pk	34.1	-38.6	11.8	-50.81	-13	-37.81	0-360	100	V
2	23.5032	-58.98	Pk	35.2	-37.4	11.8	-49.38	-13	-36.38	0-360	250	H
5	23.58394	-58.7	Pk	35.3	-37.3	11.8	-48.9	-13	-35.9	0-360	100	V
6	25.08829	-58.64	Pk	35.7	-36.9	11.8	-48.04	-13	-35.04	0-360	100	V
3	25.10699	-58.11	Pk	35.7	-36.9	11.8	-47.51	-13	-34.51	0-360	300	H

Pk - Peak detector

10.2.2. Worst-Case Emissions for 3G

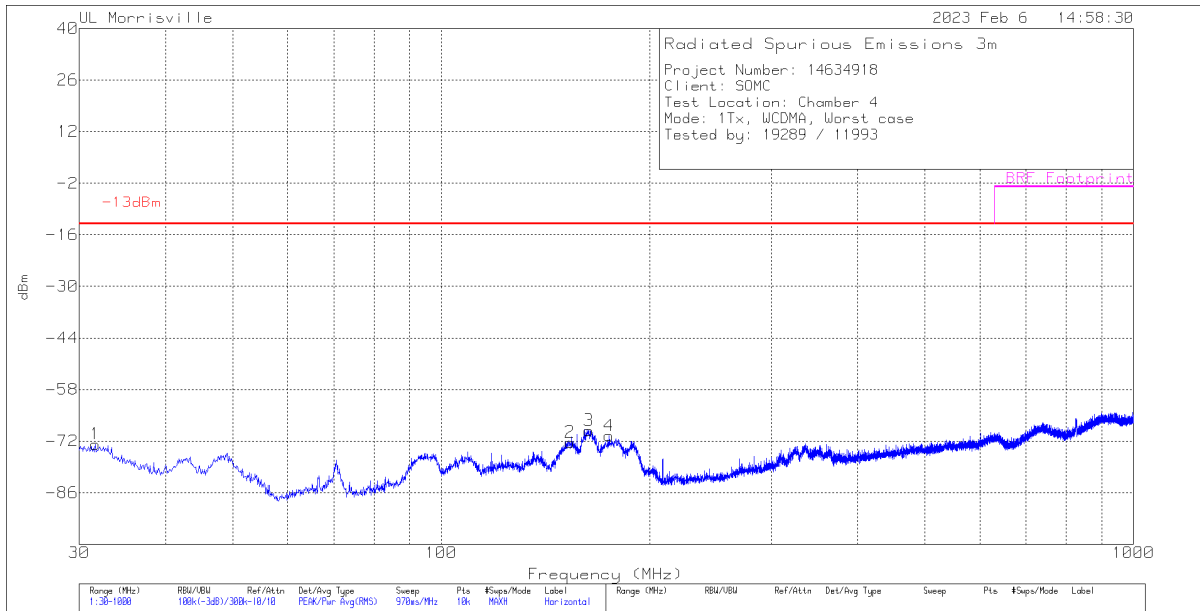
Spurious below 30MHz



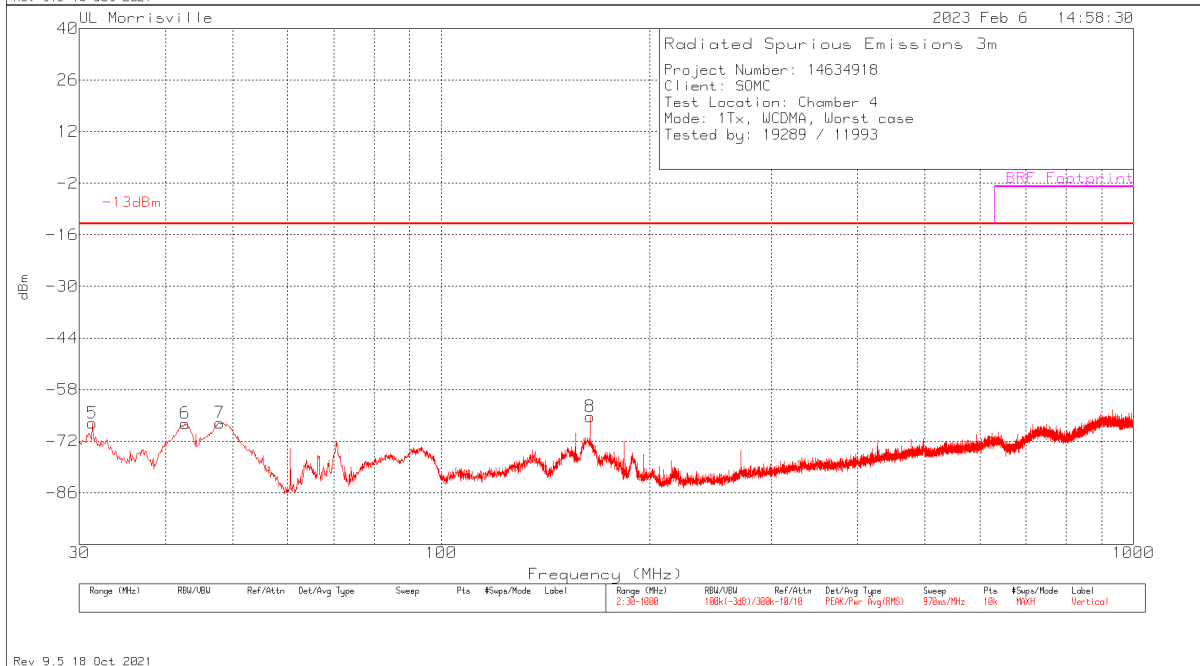
Marker	Frequency (MHz)	Meter Reading (dBm)	Det	135144 (dB/m)	Gain/Loss (dB)	Conversion Factor (dB)	Corrected Reading dBm	-13dBm	PK Margin (dB)	Azimuth (Degs)	Height (cm)	Loop Angle
7	.10641	-67.64	Pk	12.2	.1	11.8	-43.54	-13	-30.54	0-360	100	Flat
4	.10691	-69.53	Pk	12.2	.1	11.8	-45.43	-13	-32.43	0-360	100	90 degs
1	.10868	-67.72	Pk	12.2	.1	11.8	-43.62	-13	-30.62	0-360	100	0 degs
8	.15349	-58.28	Pk	12.2	.1	11.8	-34.18	-13	-21.18	0-360	100	Flat
2	.17023	-58.99	Pk	12.2	.1	11.8	-34.89	-13	-21.89	0-360	100	0 degs
5	.17856	-58.23	Pk	12.2	.1	11.8	-34.13	-13	-21.13	0-360	100	90 degs
3	.44045	-66.45	Pk	12.2	.1	11.8	-42.35	-13	-29.35	0-360	100	0 degs
6	.45983	-65.92	Pk	12.2	.1	11.8	-41.82	-13	-28.82	0-360	100	90 degs
9	.47963	-67.17	Pk	12.2	.1	11.8	-43.07	-13	-30.07	0-360	100	Flat

Pk - Peak detector

Spurious below 1GHz



Rev 9.5 18 Oct 2021

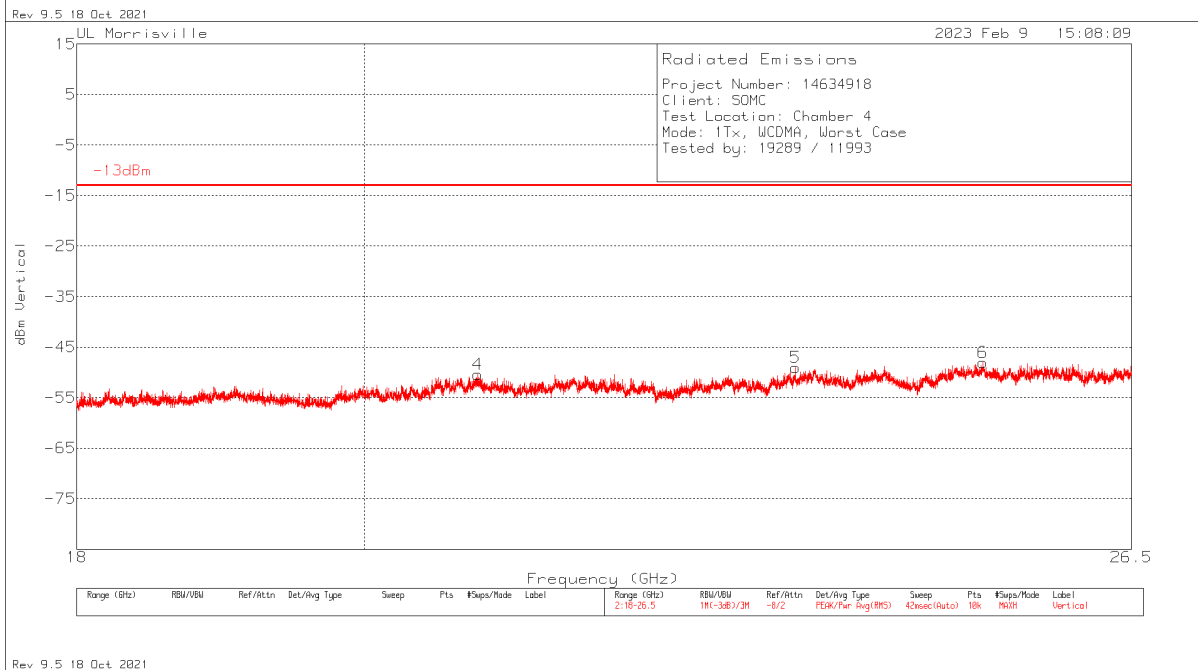
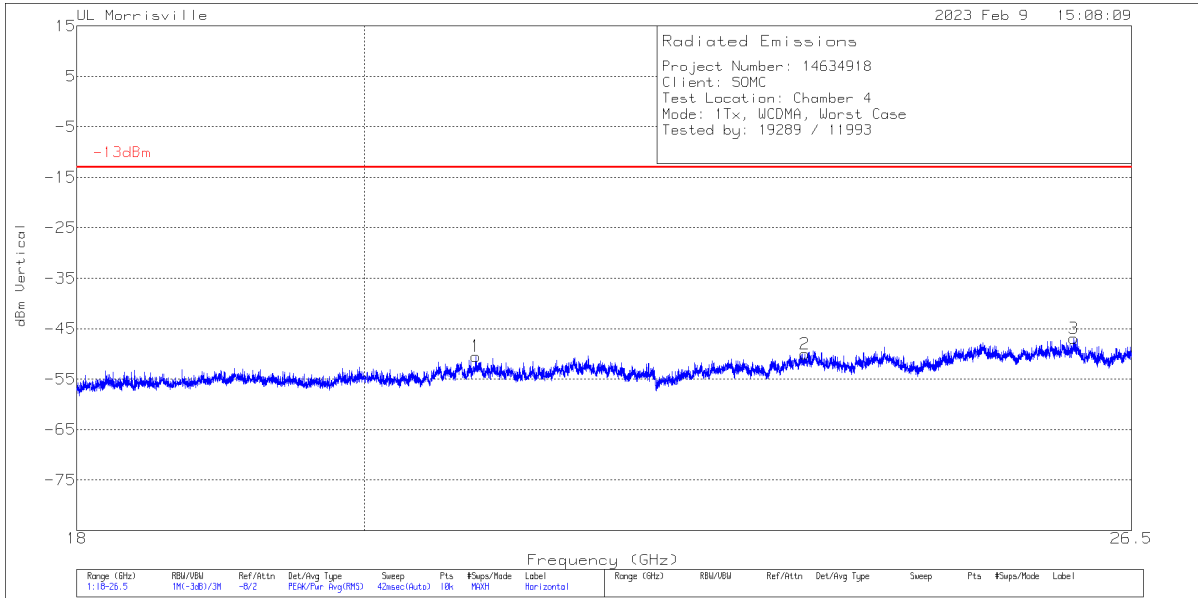


Rev 9.5 18 Oct 2021

Marker	Frequency (MHz)	Meter Reading (dBm)	Det	90629 (dB/m)	Gain/Loss (dB)	Filter (dB)	Conversion Factor (dB)	Corrected Reading dBm	-13dBm	Margin (dB)	Azimuth (Degs)	Height (cm)	Polarity
5	31.358	-71.22	Pk	26.1	-31.8	.1	9.7	-67.12	-13	-54.12	0-360	100	V
1	31.649	-76.72	Pk	25.9	-31.8	.1	9.7	-72.82	-13	-59.82	0-360	300	H
6	42.707	-63.41	Pk	17.8	-31.4	.1	9.7	-67.21	-13	-54.21	0-360	100	V
7	47.848	-60.43	Pk	14.9	-31.4	.2	9.7	-67.03	-13	-54.03	0-360	100	V
2	153.675	-71.06	Pk	18.7	-30.2	.5	9.7	-72.36	-13	-59.36	0-360	100	H
3	163.375	-67.55	Pk	18.4	-30.1	.4	9.7	-69.15	-13	-56.15	0-360	100	H
8	164.151	-63.75	Pk	18.3	-30	.4	9.7	-65.35	-13	-52.35	0-360	100	V
4	174.918	-68.33	Pk	17.7	-30	.4	9.7	-70.53	-13	-57.53	0-360	100	H

Pk - Peak detector

Spurious 18GHz to 26GHz

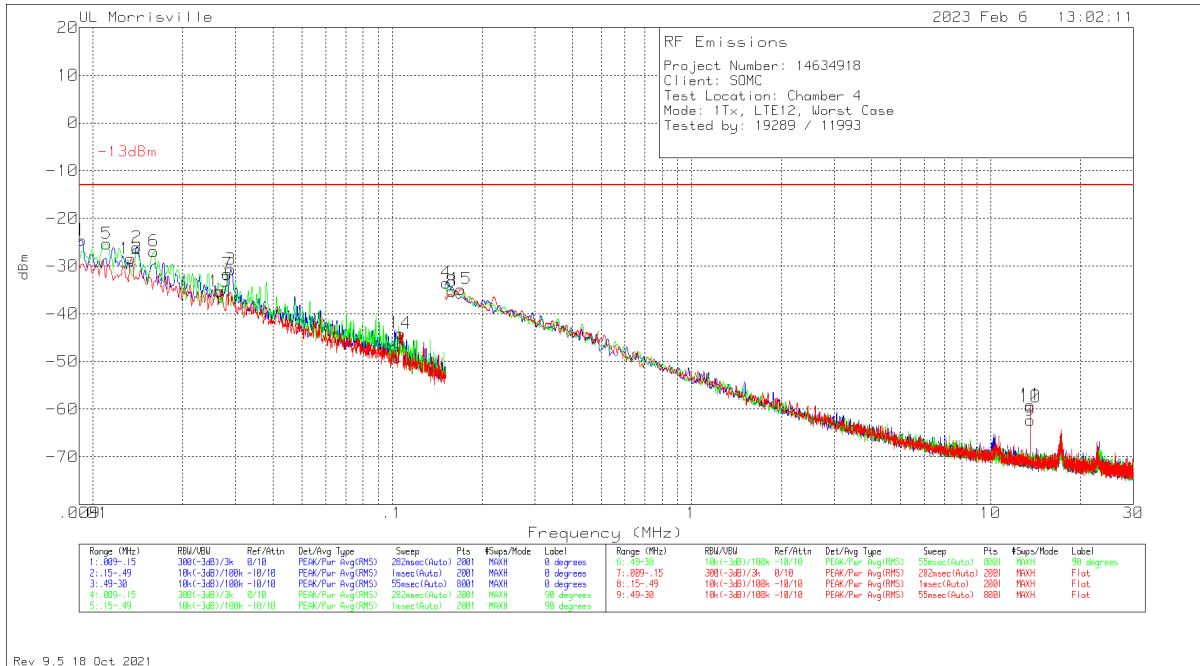


Marker	Frequency (GHz)	Meter Reading (dBm)	Det	204704 (dB/m)	Gain/Loss (dB)	Conversion Factor (dB)	Corrected Reading dBm	-13dBm	PK Margin (dB)	Azimuth (Degs)	Height (cm)	Polarity
1	20.83532	-57.26	Pk	34	-39	11.8	-50.46	-13	-37.46	0-360	200	H
4	20.85316	-57.45	Pk	34	-38.7	11.8	-50.35	-13	-37.35	0-360	200	V
5	23.42671	-58.33	Pk	35.1	-37.6	11.8	-49.03	-13	-36.03	0-360	100	V
2	23.51	-59.7	Pk	35.2	-37.3	11.8	-50	-13	-37	0-360	300	H
6	25.09594	-58.99	Pk	35.7	-36.5	11.8	-47.99	-13	-34.99	0-360	250	V
3	25.94586	-57.9	Pk	35.9	-36.7	11.8	-46.9	-13	-33.9	0-360	300	H

Pk - Peak detector

10.2.3. Worst-Case Emissions for 4G

Spurious below 30MHz

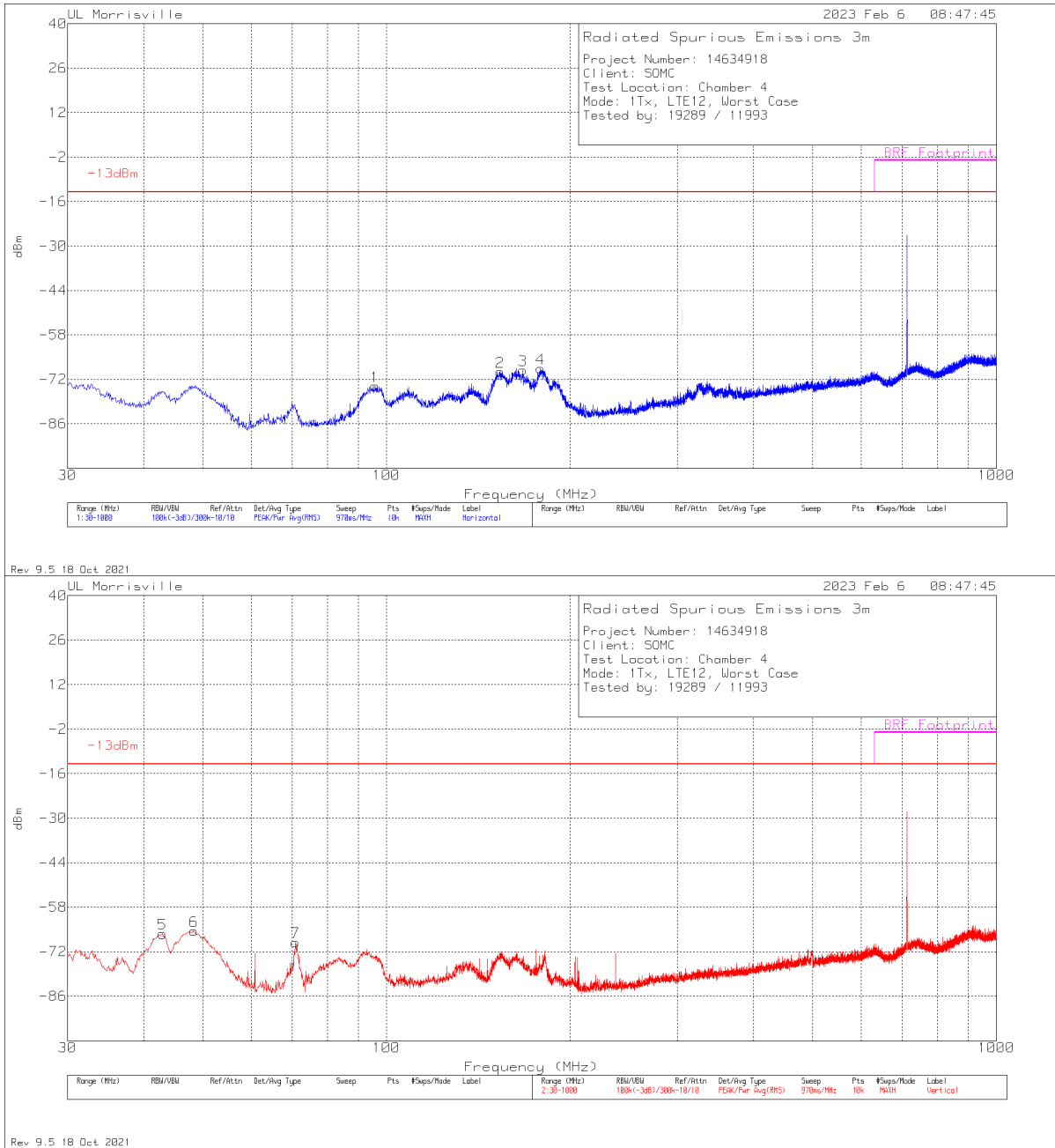


Marker	Frequency (MHz)	Meter Reading (dBm)	Det	135144 (dB/m)	Gain/Loss (dB)	Conversion Factor (dB)	Corrected Reading dBm	-13dBm	PK Margin (dB)	Azimuth (Degs)	Height (cm)	Loop Angle
1	.00914	-56.26	Pk	19.9	0	11.8	-24.56	-13	-11.56	0-360	400	0 degs
5	.01113	-55.9	Pk	18.8	0	11.8	-25.3	-13	-12.3	0-360	400	90 degs
12	.0134	-58.03	Pk	17.8	0	11.8	-28.43	-13	-15.43	0-360	400	Flat
2	.01404	-55.36	Pk	17.5	0	11.8	-26.06	-13	-13.06	0-360	400	0 degs
6	.01596	-55.4	Pk	16.7	0	11.8	-26.9	-13	-13.9	0-360	400	90 degs
13	.02654	-61.5	Pk	14.4	0	11.8	-35.3	-13	-22.3	0-360	400	Flat
7	.0281	-57.73	Pk	14.3	0	11.8	-31.63	-13	-18.63	0-360	400	90 degs
3	.02888	-56.72	Pk	14.2	0	11.8	-30.72	-13	-17.72	0-360	400	0 degs
14	.10666	-68.19	Pk	12.2	.1	11.8	-44.09	-13	-31.09	0-360	400	Flat
4	.1517	-57.6	Pk	12.2	.1	11.8	-33.5	-13	-20.5	0-360	400	0 degs
8	.1585	-59.38	Pk	12.2	.1	11.8	-35.28	-13	-22.28	0-360	400	90 degs
15	.16981	-58.92	Pk	12.2	.1	11.8	-34.82	-13	-21.82	0-360	400	Flat
10*	13.56013	-82.61	Pk	10.6	.7	11.8	-59.51	-	-	0-360	400	90 degs
11*	13.56013	-82.24	Pk	10.6	.7	11.8	-59.14	-	-	0-360	400	Flat
9*	13.56382	-85.43	Pk	10.6	.7	11.8	-62.33	-	-	0-360	400	0 degs

Pk - Peak detector

*- NFC

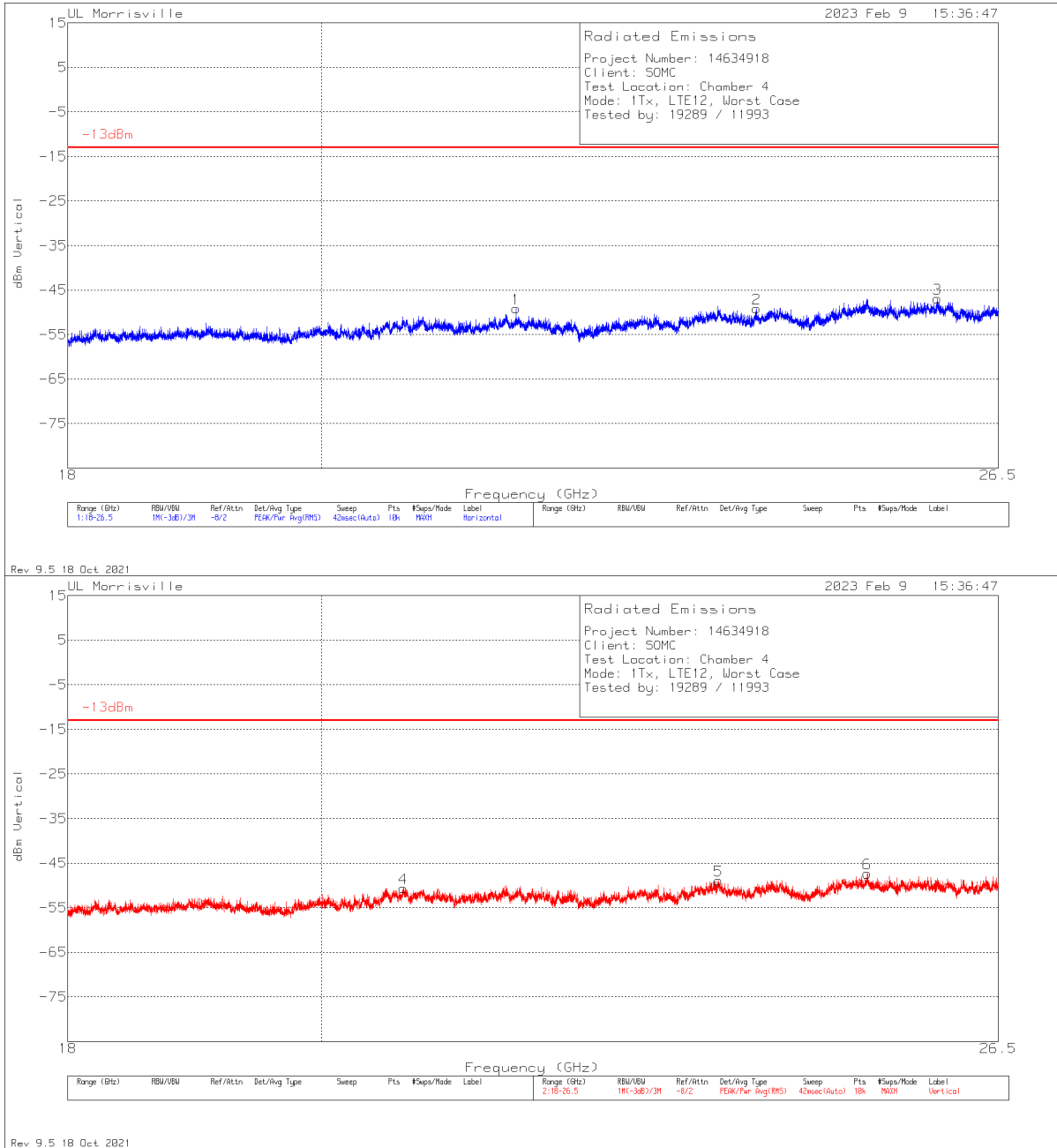
Spurious below 1GHz



Marker	Frequency (MHz)	Meter Reading (dBm)	Det	90629 (dB/m)	Gain/Loss (dB)	Filter (dB)	Conversion Factor (dB)	Corrected Reading dBm	-13dBm	Margin (dB)	BRF Footprint	Margin (dB)	Azimuth (Degs)	Height (cm)	Polarity
5	42.901	-62.51	Pk	17.7	-31.4	.1	9.7	-66.41	-13	-53.41	-	-	0-360	100	V
6	48.333	-58.55	Pk	14.7	-31.5	.2	9.7	-65.45	-13	-52.45	-	-	0-360	100	V
7	70.934	-62.13	Pk	14.4	-31.2	.2	9.7	-69.03	-13	-56.03	-	-	0-360	100	V
1	95.766	-69.09	Pk	15.9	-30.9	.3	9.7	-74.09	-13	-61.09	-	-	0-360	100	H
2	153.578	-68.35	Pk	18.7	-30.2	.5	9.7	-69.65	-13	-56.65	-	-	0-360	100	H
3	167.449	-67.16	Pk	18.1	-30.1	.4	9.7	-69.06	-13	-56.06	-	-	0-360	100	H
4	178.992	-66.12	Pk	17.4	-30	.5	9.7	-68.52	-13	-55.52	-	-	0-360	100	H

Pk - Peak detector

Spurious 18GHz to 26GHz

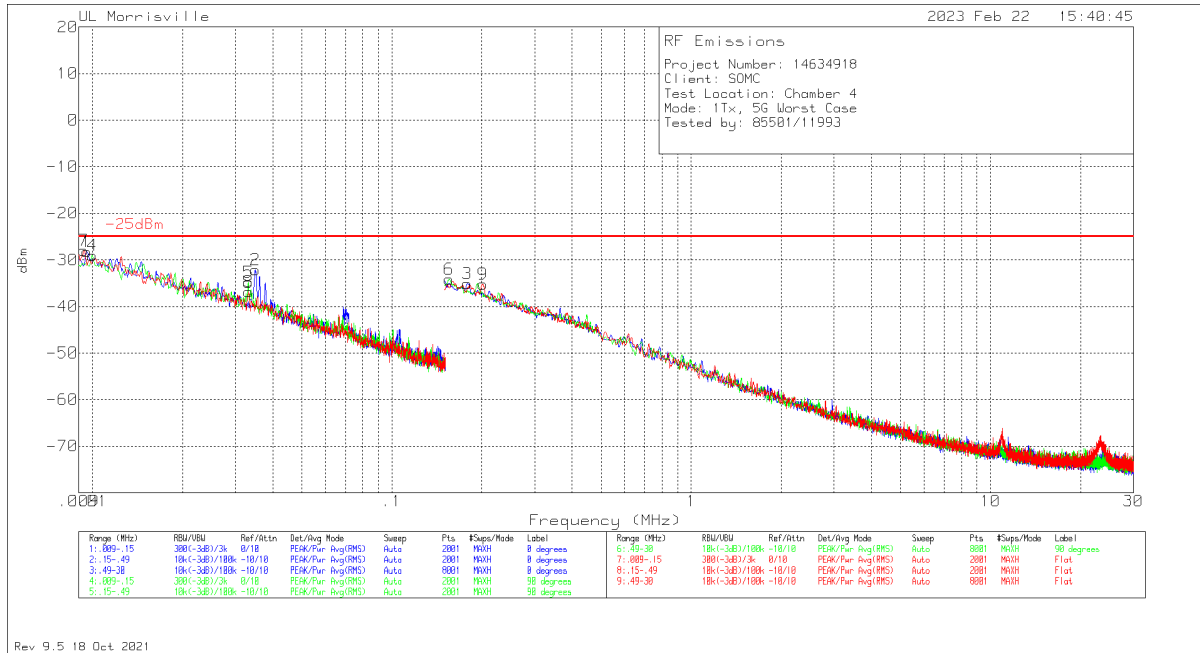


Marker	Frequency (GHz)	Meter Reading (dBm)	Det	204704 (dB/m)	Gain/Loss (dB)	Conversion Factor (dB)	Corrected Reading dBm	-13dBm	PK Margin (dB)	Azimuth (Degs)	Height (cm)	Polarity
4	20.69338	-57.69	Pk	34	-38.7	11.8	-50.59	-13	-37.59	0-360	200	V
1	21.68608	-56.75	Pk	34.3	-38.5	11.8	-49.15	-13	-36.15	0-360	250	H
5	23.58989	-59.04	Pk	35.3	-37	11.8	-48.94	-13	-35.94	0-360	100	V
2	23.9681	-58.81	Pk	35.1	-37.2	11.8	-49.11	-13	-36.11	0-360	200	H
6	25.09424	-58.35	Pk	35.7	-36.5	11.8	-47.35	-13	-34.35	0-360	100	V
3	25.83707	-58.02	Pk	35.9	-36.6	11.8	-46.92	-13	-33.92	0-360	300	H

Pk - Peak detector

10.2.4. Worst-Case Emissions for 5G

Spurious below 30MHz



Marker	Frequency (MHz)	Meter Reading (dBm)	Det	135144 (dB/m)	Gain/Loss (dB)	Conversion Factor (dB)	Corrected Reading dBm	-25dBm	PK Margin (dB)	Azimuth (Degs)	Height (cm)	Loop Angle
7	.00911	-60.78	Pk	19.9	.1	11.8	-28.98	-25	-3.98	44	100	Flat
1	.0093	-62.14	Pk	19.8	.1	11.8	-30.44	-25	-5.44	310	100	0 degs
4	.01026	-61.5	Pk	19.2	.1	11.8	-30.4	-25	-5.4	165	100	90 degs
5	.03314	-60.57	Pk	13.9	.1	11.8	-34.77	-25	-9.77	0-360	401	90 degs
8	.03321	-62.66	Pk	13.9	.1	11.8	-36.86	-25	-11.86	0-360	401	Flat
2	.03499	-57.84	Pk	13.8	.1	11.8	-32.14	-25	-7.14	0-360	401	0 degs
6	.15527	-58.24	Pk	12.2	.1	11.8	-34.14	-25	-9.14	0-360	401	90 degs
3	.17873	-59.17	Pk	12.2	.1	11.8	-35.07	-25	-10.07	0-360	401	0 degs
9	.20126	-59.28	Pk	12.2	.1	11.8	-35.18	-25	-10.18	0-360	401	Flat

Pk - Peak detector