




10. SETUP PHOTOS
RADIATED EMISSION BELOW 30 MHz
FACE ON




FACE OFF





RADIATED EMISSION ABOVE 30 MHz



TEMPERATURE CHAMBER ENVIRONMENT



AC MAINS LINE CONDUCTED EMISSION



END OF REPORT