



DUT and SAR Set-up Photos

Overall Dimensions



Front View of the DUT




Rear View of the DUT



Setup Photos

Handset Vertical and Horizontal Reference Lines


Vertical
Center Line



Horizontal
Line

Body-worn Accessory & Hotspot mode Exposure Conditions

Rear @ 0mm



Rear @ 22mm



Hotspot Exposure Conditions


Edge 1 @ 0mm




Edge 1 @ 22mm




Edge 2 @ 0mm




Edge 2 @ 22mm



Rear with Keyboard @ 0mm



Edge 1 with Keyboard @ 0mm



Antenna Dimensions & Separation Distances

- ① Wi-Fi / BT Main Ant (TX & RX)
- ② Wi-Fi Sub Ant (TX & RX)
- ③ Main Ant (TX & RX)
 - GSM 850/1900
 - WCDMA Band II/V
 - LTE Band 5/17

