

10. SETUP PHOTOS
RADIATED EMISSION BELOW 30 MHz
FACE ON




FACE OFF




RADIATED EMISSION ABOVE 30 MHz


RADIATED EMISSIONS ABOVE 30 MHz (FRONT)





RADIATED EMISSIONS ABOVE 30 MHz (BACK)



TEMPERATURE CHAMBER ENVIRONMENT



AC MAINS LINE CONDUCTED EMISSION



END OF REPORT