

APPENDIX I PHOTOGRAPHS

This appendix contains the following photographs pertaining to the measurements detailed in the test report 2014_SONY-CDTLE_S0007_04_SAR_0001_1.0:

APPENDIX I PHOTOGRAPHS 1

 I.1 Photographs of the Device Under Test 2

 I.2 Photographs of the Test Positions..... 8

 I.3 Photographs of the Tissue Simulating Fluid Levels 11

No part of this report may be quoted out of context, reproduced or transmitted partially, in any form or by any means, except in full, without the previous written permission of Tech Mahindra (CDTL Europe).

FINAL TEST REPORT – SAR TESTING

2014_SONY-CDTLE_S0007_04_SAR_0001_1.1

I.1 PHOTOGRAPHS OF THE DEVICE UNDER TEST

Photograph I1.1 – Front of the Device with “Metal” strap 1289-1695




Photograph I1.2 – Back of the Device with “Metal” strap 1289-1695




FINAL TEST REPORT – SAR TESTING

2014_SONY-CDTLE_S0007_04_SAR_0001_1.1

Photograph I1.3 – Left Edge of the Device with “Metal” strap 1289-1695



Photograph I1.4 – Right Edge of the Device with “Metal” strap 1289-1695



FINAL TEST REPORT – SAR TESTING

2014_SONY-CDTLE_S0007_04_SAR_0001_1.1

Photograph I1.5 – Front of the Device with “Classic” strap 1289-1690




Photograph I1.6 – Back of the Device with “Classic” strap 1289-1690




FINAL TEST REPORT – SAR TESTING

2014_SONY-CDTLE_S0007_04_SAR_0001_1.1

Photograph I1.7 – Left Edge of the Device with “Classic” strap 1289-1690



Photograph I1.8 – Right Edge of the Device with “Classic” strap 1289-1690



FINAL TEST REPORT – SAR TESTING

2014_SONY-CDTLE_S0007_04_SAR_0001_1.1

Photograph I1.9 – Front of the Device with “Sport” strap 1289-1693




Photograph I1.10 – Back of the Device with “Sport” strap 1289-1693




FINAL TEST REPORT – SAR TESTING

2014_SONY-CDTLE_S0007_04_SAR_0001_1.1

Photograph I1.11 – Left Edge of the Device with “Sport” strap 1289-1693



Photograph I1.12 – Right Edge of the Device with “Sport” strap 1289-1693



I.2 PHOTOGRAPHS OF THE TEST POSITIONS


**Photograph I2.1 – Back of the Device Placed Against the Phantom
Special Neck Position / “Metal” strap 1289-1695**




**Photograph I2.2 – Back of the Device Placed Against the Phantom – Alternate View
Special Neck Position / “Metal” strap 1289-1695**



**Photograph I2.3 – Back of the Device Placed Against the Phantom
Special Neck Position / “Classic” strap 1289-1690**




**Photograph I2.4 – Back of the Device Placed Against the Phantom – Alternate View
Special Neck Position / “Classic” strap 1289-1690**



**Photograph I2.5 – Back of the Device Placed Against the Phantom
Special Neck Position / “Sport” strap 1289-1693**



**Photograph I2.6 – Back of the Device Placed Against the Phantom – Alternate View
Special Neck Position / “Sport” strap 1289-1693**



I.3

PHOTOGRAPHS OF THE TISSUE SIMULATING FLUID LEVELS

Photograph I3.1 – MSL2450V2 LB000182AA Fluid Level at Test Position 2014-08-20



Photograph I3.2 – MSL2450V2 LB000182AA Fluid Level at Test Position 2014-08-21

