



PY7-PM0961

Test Report reusing data

Reviewed by: Joseph Lin / Supervisor

Approved by: Jones Tsai / Manager



SPORTON INTERNATIONAL INC.

No. 52, Hwa Ya 1st Rd., Hwa Ya Technology Park, Kwei-Shan District, Tao Yuan City, Taiwan, R.O.C.



TABLE OF CONTENTS

REVISION HISTORY.....	3
1. INTRODUCTION SECTION.....	4
2. DIFFERENCE SECTION	5
3. SPOT CHECK VERIFICATION DATA SECTION	6
4. REFERENCE DETAIL SECTION.....	8
APPENDIX A. SPOT CHECK TEST RESULT	



REVISION HISTORY

VERSION	DESCRIPTION	ISSUED DATE
Rev.01	Initial issue of report	May 1 st , 2016
Rev. 02	Adding the sample S/N and test date on the summary of the spot check in section 1.	May 3rd, 2016
Rev. 03	Added reference details in section 4.	May 9th, 2016



1. Introduction Section

The original model (FCC ID: PY7-PM0960) and the variant model (FCC ID: PY7-PM0961) has identical PCB layout, antenna, SW implementation for Bluetooth/Wi-Fi/NFC/GPS. Based on their similarity, the FCC Part 15C (equipment class: DTS, DSS, DXX) and Part 15E (equipment class: NII) test data issued for original model also apply for the variant model.

The applicant takes full responsibility that the test data as referenced in section 4 below represent compliance for this FCC ID (FCC ID: PY7-PM0961).



2. Difference Section

The original model (FCC ID: PY7-PM0960) and the variant model (FCC ID: PY7-PM0961) has identical PCB layout, antenna, SW implementation for Bluetooth/Wi-Fi/NFC/GPS. The details of similarity and difference can be found in the Operating Description.

The product specification is outlined in the following table:

FCC ID		PY7-PM0960	PY7-PM0961
Wireless Tech	Mode	Frequency (MHz)	
GSM	GSM Voice GPRS (GMSK) EDGE (8PSK)	Multi-Slot Class 12 DTM: No	850/1900
UMTS	AMR/RCM12.2Kbps HSDPA/HSUPA/DC-HSDPA		850/1900
LTE (FDD)	QPSK 16QAM	B5/B2	B5/B4/B2
Wi-Fi	11b/11g/11n(HT20)/11n(HT40)	B5/B2/B7	B12/B17/B5/B4/B2/B7
	11a/11n(HT20)/11n(HT40)	2412-2462 5180-5240 5260-5320 5500-5700 5745-5825 *5600-5650 notched	
Bluetooth	V4.1 LE	2402-2480 MHz	
NFC	ASK	13.56 MHz	



3. Spot Check Verification Data Section

Summary of the spot check:

Test Item	Mode	PY7-PM0960 Worst Result	PY7-PM0961 Worst Result	Difference (dB)
Average Conducted Power (dBm)	802.11b	17.95	17.94	0.01
	802.11g	14.90	14.87	0.03
	11n HT20	11.48	11.46	0.02
	11n HT40	11.39	11.35	0.04
	BT (1Mbps)	5.50	5.23	0.27
	BT (2Mbps)	3.53	3.12	0.41
	BT (3Mbps)	3.51	3.09	0.42
	BT-LE	-0.95	-1.27	0.32
	11a, 5.2GHz	13.93	13.67	0.26
	11n HT20, 5.2GHz	12.95	12.92	0.03
	11n HT40, 5.2GHz	12.98	12.62	0.36
	11a, 5.3GHz	13.99	13.96	0.03
	11n HT20, 5.3GHz	12.98	12.93	0.05
	11n HT40, 5.3GHz	12.95	12.92	0.03
	11a, 5.5GHz	13.94	13.69	0.25
	11n HT20, 5.5GHz	12.97	12.94	0.03
	11n HT40, 5.5GHz	12.97	12.86	0.11
	11a, 5.8GHz	13.99	13.58	0.41
	11n HT20, 5.8GHz	12.78	12.76	0.02
	11n HT40, 5.8GHz	12.84	12.82	0.02
S/N of test sample	RQ3000DQQZ	RQ3000DQ4C		
Test date	2016/2/5 – 2016/2/18	2016/4/18 – 2016/4/19		
Peak Radiated Spurious Emission (Band Edge) (dBuV/m)	802.11b	53.57	52.13	1.44
	802.11g	62.13	60.27	1.86
	11n HT40	60.65	60.50	0.15
	BT (3Mbps)	49.13	47.14	1.99
	BT-LE	51.41	52.19	-0.78
	11a, 5.2GHz	48.84	49.11	-0.27
	11n HT40, 5.2GHz	60.01	59.19	0.82
	11a, 5.3GHz	48.77	49.84	-1.07
	11n HT40, 5.3GHz	56.71	59.41	-2.7
	11n HT40, 5.5GHz	56.36	58.29	-1.93
	11n HT40, 5.8GHz	60.84	63.05	-2.21
	11n HT40, 5.8GHz	66.90	69.35	-2.45
	S/N of test sample	RQ3000DQHV	RQ3000DQ4C	
	Test date	2016/2/6 – 2016/2/9	2016/4/28 – 2016/4/29	
Average Radiated Spurious Emission (Band Edge) (dBuV/m)	802.11b	43.61	41.52	2.09
	802.11g	48.40	46.66	1.74
	11n HT40	46.54	46.72	-0.18
	BT (3Mbps)	24.34	22.35	1.99
	BT-LE	42.57	42.46	0.11
	11a, 5.2GHz	42.76	42.11	0.65
	11n HT40, 5.2GHz	48.24	49.40	-1.16
	11a, 5.3GHz	40.50	41.36	-0.86
	11n HT40, 5.3GHz	50.31	52.71	-2.4
	11n HT40, 5.5GHz	49.19	50.91	-1.72
	S/N of test sample	RQ3000DQHV	RQ3000DQ4C	
Test date	2016/2/6 – 2016/2/9	2016/4/28 – 2016/4/29		



Peak Radiated Spurious Emission (Harmonic) (dBuV/m)	802.11b	35.00	37.89	-2.89
	802.11g	39.87	39.04	0.83
	11n HT40	40.23	39.00	1.23
	BT (3Mbps)	39.42	38.40	1.02
	BT-LE	38.67	39.24	-0.57
	11a, 5.2GHz	60.46	57.58	2.88
	11n HT40, 5.2GHz	45.14	42.70	2.44
	11a, 5.3GHz	59.70	57.13	2.57
	11n HT40, 5.3GHz	44.45	43.65	0.8
	11n HT40, 5.5GHz	41.41	42.38	-0.97
	11n HT40, 5.8GHz	49.47	48.81	0.66
	S/N of test sample	RQ3000DQHV	RQ3000DQ4C	
	Test date	2016/2/6 – 2016/2/9	2016/4/28 – 2016/4/29	
Average Radiated Spurious Emission (Harmonic) (dBuV/m)	11a, 5.2GHz	49.16	46.31	2.85
	11a, 5.3GHz	48.86	46.43	2.43
	S/N of test sample	RQ3000DQHV	RQ3000DQ4C	
	Test date	2016/2/6 – 2016/2/9	2016/4/28 – 2016/4/29	
NFC (dBuV/m)	Field Strength	61.22	60.05	1.17
	RSE (9kHz to 30MHz)	48.71	47.55	1.16
	S/N of test sample	RQ3000DQBK	RQ3000DQUY	
	Test date	2016/02/06	2016/4/26	

Conclusion:

Radiated spurious emission test against the variant model for non-cellular part based on the worst-case condition from the original model was performed in this filing to demonstrate the test data from original model remains representative for the variant model.

Based on the spot check test result (power levels measured are within 0.5dB, and the worst case of RSE spot check verification based on the worst condition from the original model is within 3dB, and are compliance with the limits), the test data from the original model is representative for the variant model.

The unwanted, harmonics, radiated spurious emission is reported peak measurement only due to spurious lower than 20dB than the limit, 74dBuV/m, without further reporting the average measurement except for the 11a 5.2GHz (CH52) and 11a 5.3GHz (CH44).

The detail test results can be found in this document, Appendix A, hereafter.



4. Reference detail Section

Equipment Class	Reference FCC ID	Type Grant/Permissive Change	Date	Reference Application	Folder Test/RF Exposure	Report Title
DTS	PY7-PM0960	Original Grant	04/27/2016	PY7-PM0961	Part 15C (FR612117-01B, FR612117-01C)	All sections applicable
NII	PY7-PM0960	Original Grant	04/27/2016	PY7-PM0961	Part 15E (FR612117-01E, FR612117-01F, FZ612117-01)	All sections applicable
DSS	PY7-PM0960	Original Grant	04/27/2016	PY7-PM0961	Part 15C (FR612117-01A)	All sections applicable
DXX	PY7-PM0960	Original Grant	04/26/2016	PY7-PM0961	Part 15C (FR612117-01D)	All sections applicable



Appendix A. Spot Check Test Result

1.1 Conducted power

<2.4GHz WLAN>

2.4GHz WLAN	Mode	Channel	Frequency (MHz)	Data Rate	Tune-Up Limit	FCC ID PY7-PM0960	FCC ID PY7-PM0961
						Average power (dBm)	Average power (dBm)
802.11b		CH 1	2412	1Mbps	18.0	17.95	17.94
		CH 6	2437			17.92	17.70
		CH 11	2462			17.83	17.65
802.11g		CH 1	2412	6Mbps	15.0	14.70	14.69
		CH 6	2437			14.90	14.87
		CH 11	2462			14.77	14.74
802.11n-HT20		CH 1	2412	MCS0	11.5	11.48	11.46
		CH 6	2437			11.46	11.45
		CH 11	2462			11.35	11.15
802.11n-HT40		CH 3	2422	MCS0	11.5	11.39	11.35
		CH 6	2437			11.25	11.16
		CH 9	2452			11.23	10.86

<Bluetooth>

Mode	Channel	Frequency (MHz)	Tune-Up Limit	FCC ID PY7-PM0960 Average power (dBm)	FCC ID PY7-PM0961 Average power (dBm)
Bluetooth (1Mbps)	CH 00	2402	7.0	5.16	4.80
	CH 39	2441		5.50	5.23
	CH 78	2480		4.76	4.94
Bluetooth (2Mbps)	CH 00	2402	5.5	2.86	2.29
	CH 39	2441		3.53	3.12
	CH 78	2480		2.33	2.55
Bluetooth (3Mbps)	CH 00	2402	5.5	2.81	2.26
	CH 39	2441		3.51	3.09
	CH 78	2480		2.29	2.55
BLE (GFSK)	CH 00	2402	0.0	-1.91	-2.42
	CH 19	2440		-0.95	-1.27
	CH 39	2480		-2.57	-2.21



<5GHz WLAN>

5.2GHz WLAN	Mode	Channel	Frequency (MHz)	Data Rate	Tune-Up Limit	FCC ID PY7-PM0960 Average power (dBm)	FCC ID PY7-PM0961 Average power (dBm)
	802.11a	CH 36	5180	6Mbps	14.0	13.93	13.67
CH 44			5220			13.91	13.61
CH 48			5240			13.70	13.60
802.11n-HT20	CH 36	5180	MCS0	13.0	12.95	12.77	
		CH 44			5220	12.90	12.88
		CH 48			5240	12.94	12.92
802.11n-HT40	CH 38	5190	MCS0	10.5	10.33	10.12	
		CH 46		5230	13.0	12.98	12.62
5.3GHz WLAN	Mode	Channel	Frequency (MHz)	Data Rate	Tune-Up Limit	FCC ID PY7-PM0960 Average power (dBm)	FCC ID PY7-PM0961 Average power (dBm)
	802.11a	CH 52	5260	6Mbps	14.0	13.72	13.63
CH 60			5300			13.98	13.64
CH 64			5320			13.99	13.96
802.11n-HT20	CH 52	5260	MCS0	13.0	12.73	12.55	
		CH 60			5300	12.97	12.74
		CH 64			5320	12.98	12.93
802.11n-HT40	CH 54	5270	MCS0	13	12.95	12.92	
		CH 62		5310	11.5	11.47	11.40
5.5GHz WLAN	Mode	Channel	Frequency (MHz)	Data Rate	Tune-Up Limit	FCC ID PY7-PM0960 Average power (dBm)	FCC ID PY7-PM0961 Average power (dBm)
	802.11a	CH 100	5500	6Mbps	14.0	13.70	13.69
CH 116			5580			13.92	13.61
CH 140			5700			13.94	13.57
802.11n-HT20	CH 100	5500	MCS0	13.0	12.96	12.94	
		CH 116			5580	12.91	12.87
		CH 140			5700	12.97	12.61
802.11n-HT40	CH 102	5510	MCS0	13.0	12.89	12.86	
		CH 126			5630	12.97	12.69
		CH 134			5670	12.73	12.68
5.8GHz WLAN	Mode	Channel	Frequency (MHz)	Data Rate	Tune-Up Limit	FCC ID PY7-PM0960 Average power (dBm)	FCC ID PY7-PM0961 Average power (dBm)
	802.11a	CH 149	5745	MCS0	14.0	13.75	13.57
CH 157			5785			13.99	13.58
CH 165			5825			13.72	13.53
802.11n-HT20	CH 149	5745	MCS0	13.0	12.65	12.63	
		CH 157			5785	12.68	12.57
		CH 165			5825	12.78	12.76
802.11n-HT40	CH 151	5755	MCS0	13.0	12.84	12.82	
		CH 159			5795	12.82	12.80



1.2 Radiated Spurious Emission

2.4GHz BT/WLAN

Mode	Ch	Freq. (MHz)	Peak /Avg.	FCC ID PY7-PM0960						FCC ID PY7-PM0961					
				Band edge			Harmonic			Band edge			Harmonic		
				Frequency	Level	Limit	Frequency	Level	Limit	Frequency	Level	Limit	Frequency	Level	Limit
				(MHz)	(dBuV/m)	(dBuV/m)	(MHz)	(dBuV/m)	(dBuV/m)	(MHz)	(dBuV/m)	(dBuV/m)	(MHz)	(dBuV/m)	(dBuV/m)
BT(3Mbps)	CH 78	2480	P	2483.76	49.13	74	7440	39.42	74	2483.62	47.14	74	7440	38.40	74
			A	2483.76	24.34	54				2483.62	22.35	54			
BLE	CH 19	2440	P	2490.36	51.41	74	7320	38.67	74	2489.08	52.19	74	7320	39.24	74
			A	2487.72	42.57	54				2497.88	42.46	54			
802.11b	CH 1	2412	P	2389.83	53.57	74	4824	35.00	74	2385.60	52.13	74	4824	37.89	74
			A	2390.00	43.61	54				2390.00	41.52	54			
802.11g	CH 11	2462	P	2483.68	62.13	74	7386	39.87	74	2483.96	60.27	74	7386	39.04	74
			A	2483.56	48.40	54				2483.52	46.66	54			
802.11n-HT40	CH 9	2452	P	2483.56	60.65	74	7356	40.23	74	2484.76	60.50	74	7356	39.00	74
			A	2483.84	46.54	54				2483.84	46.72	54			

5.2GHz WLAN

Mode	Ch	Freq. (MHz)	Peak /Avg.	FCC ID PY7-PM0960						FCC ID PY7-PM0961					
				Band edge			Harmonic			Band edge			Harmonic		
				Frequency	Level	Limit	Frequency	Level	Limit	Frequency	Level	Limit	Frequency	Level	Limit
				(MHz)	(dBuV/m)	(dBuV/m)	(MHz)	(dBuV/m)	(dBuV/m)	(MHz)	(dBuV/m)	(dBuV/m)	(MHz)	(dBuV/m)	(dBuV/m)
802.11a	CH 44	5220	P	5148.80	48.84	74	15660	60.46	74	5102.15	49.11	74	15660	57.58	74
			A	5139.95	42.76	54	15660	49.16	54	5139.95	42.11	54	15660	46.31	54
802.11n-HT40	CH 38	5190	P	5149.40	60.01	74	15570	45.14	74	5148.65	59.19	74	15570	42.70	74
			A	5150.00	48.24	54				5148.05	49.40	54			

Note: Both signal 5148.80 MHz and 5102.15 MHz are background noise and are 20dB lower than limit.



5.3GHz WLAN

Mode	Ch	Freq. (MHz)	Peak /Avg.	FCC ID PY7-PM0960						FCC ID PY7-PM0961					
				Band edge			Harmonic			Band edge			Harmonic		
				Frequency	Level	Limit	Frequency	Level	Limit	Frequency	Level	Limit	Frequency	Level	Limit
				(MHz)	(dBuV/m)	(dBuV/m)	(MHz)	(dBuV/m)	(dBuV/m)	(MHz)	(dBuV/m)	(dBuV/m)	(MHz)	(dBuV/m)	(dBuV/m)
802.11a	CH 52	5260	P	5388.17	48.77	74	15780	59.70	74	5399.39	49.84	74	15780	57.13	74
			A	5350.33	40.50	54	15780	48.86	54	5351.10	41.36	54	15780	46.43	54
802.11n-HT40	CH 62	5310	P	5351.21	56.71	74	15930	44.45	74	5350.88	59.41	74	15930	43.65	74
			A	5350.00	50.31	54				5350	52.71	54			

5.5GHz WLAN

Mode	Ch	Freq. (MHz)	Peak /Avg.	FCC ID PY7-PM0960						FCC ID PY7-PM0961					
				Band edge			Harmonic			Band edge			Harmonic		
				Frequency	Level	Limit	Frequency	Level	Limit	Frequency	Level	Limit	Frequency	Level	Limit
				(MHz)	(dBuV/m)	(dBuV/m)	(MHz)	(dBuV/m)	(dBuV/m)	(MHz)	(dBuV/m)	(dBuV/m)	(MHz)	(dBuV/m)	(dBuV/m)
802.11n-HT40	CH 102	5510	P	5469.36	56.36	74	11020	41.41	74	5467.76	58.29	74	11020	42.38	74
			A	5469.84	49.19	54				5469.52	50.91	54			

5.8GHz WLAN

Mode	Ch	Freq. (MHz)	Peak /Avg.	FCC ID PY7-PM0960						FCC ID PY7-PM0961					
				Band edge			Harmonic			Band edge			Harmonic		
				Frequency	Level	Limit	Frequency	Level	Limit	Frequency	Level	Limit	Frequency	Level	Limit
				(MHz)	(dBuV/m)	(dBuV/m)	(MHz)	(dBuV/m)	(dBuV/m)	(MHz)	(dBuV/m)	(dBuV/m)	(MHz)	(dBuV/m)	(dBuV/m)
802.11n-HT40	CH 151	5755	P	5713.80	60.84	68.3	17265	49.47	68.3	5714.12	63.05	68.3	17265	48.81	68.3
			P	5720.20	66.90	78.3				5723.72	69.35	78.3			



BLE (Band Edge @ 3m)

BLE	Note	Frequency (MHz)	Level (dBµV/m)	Over Limit (dB)	Limit Line (dBµV/m)	Read Level (dBµV)	Antenna Factor (dB/m)	Cable Loss (dB)	Preamp Factor (dB)	Ant Pos (cm)	Table Pos (deg)	Peak Avg. (P/A)	Pol. (H/V)
BLE CH 19 2440MHz		2364.27	51.07	-22.93	74	51.5	26.91	6.65	33.99	143	150	P	H
		2375.52	42.02	-11.98	54	42.4	26.96	6.65	33.99	143	150	A	H
	*	2440	91.67	-	-	91.74	27.16	6.74	33.97	143	150	P	H
	*	2440	91.44	-	-	91.51	27.16	6.74	33.97	143	150	A	H
		2489.08	52.19	-21.81	74	52.07	27.3	6.77	33.95	143	150	P	H
		2497.88	42.46	-11.54	54	42.33	27.3	6.77	33.94	143	150	A	H
		2327.82	51.17	-22.83	74	51.77	26.82	6.58	34	386	84	P	V
		2376.69	41.88	-12.12	54	42.26	26.96	6.65	33.99	386	84	A	V
	*	2440	89.99	-	-	90.06	27.16	6.74	33.97	386	84	P	V
	*	2440	89.75	-	-	89.82	27.16	6.74	33.97	386	84	A	V
		2489.12	52.11	-21.89	74	51.99	27.3	6.77	33.95	386	84	P	V
		2483.72	42.42	-11.58	54	42.35	27.25	6.77	33.95	386	84	A	V

BLE (Harmonic @ 3m)

BLE	Note	Frequency (MHz)	Level (dBµV/m)	Over Limit (dB)	Limit Line (dBµV/m)	Read Level (dBµV)	Antenna Factor (dB/m)	Cable Loss (dB)	Preamp Factor (dB)	Ant Pos (cm)	Table Pos (deg)	Peak Avg. (P/A)	Pol. (H/V)
BLE CH 19 2440MHz		4880	35.34	-38.66	74	58.67	31.21	10.48	65.02	100	0	P	H
		7320	39.24	-34.76	74	55.91	36.12	12.28	65.07	100	0	P	H
		4880	34.75	-39.25	74	58.08	31.21	10.48	65.02	100	0	P	V
		7320	38.03	-35.97	74	54.7	36.12	12.28	65.07	100	0	P	V

Remark	1. No other spurious found.												
	2. All results are PASS against Peak and Average limit line.												



2.4GHz 2400~2483.5MHz

BT (Band Edge @ 3m)

BT	Note	Frequency (MHz)	Level (dBμV/m)	Over Limit (dB)	Limit Line (dBμV/m)	Read Level (dBμV)	Antenna Factor (dB/m)	Cable Loss (dB)	Preamp Factor (dB)	Ant Pos (cm)	Table Pos (deg)	Peak Avg. (P/A)	Pol. (H/V)
BT CH 78 2480MHz	*	2480	95.37	-	-	95.3	27.25	6.77	33.95	317	33	P	H
	*	2480	70.58	-	-	-	-	-	-	-	-	A	H
		2498.53	43.66	-30.34	74	43.53	27.3	6.77	33.94	317	33	P	H
		2498.53	18.87	-35.13	54	-	-	-	-	-	-	A	H
	*	2480	95.82	-	-	95.75	27.25	6.77	33.95	122	62	P	V
	*	2480	71.03	-	-	-	-	-	-	-	-	A	V
		2483.62	47.14	-26.86	74	47.07	27.25	6.77	33.95	122	62	P	V
		2483.62	22.35	-31.65	54	-	-	-	-	-	-	A	V

BT (Harmonic @ 3m)

BT	Note	Frequency (MHz)	Level (dBμV/m)	Over Limit (dB)	Limit Line (dBμV/m)	Read Level (dBμV)	Antenna Factor (dB/m)	Cable Loss (dB)	Preamp Factor (dB)	Ant Pos (cm)	Table Pos (deg)	Peak Avg. (P/A)	Pol. (H/V)
BT CH 78 2480MHz		4960	36.25	-37.75	74	59.55	31.34	10.29	64.93	100	0	P	H
		4960	11.46	-42.54	54	-	-	-	-	-	-	A	H
		7440	38.92	-35.08	74	55.07	36.39	12.55	65.09	100	0	P	H
		7440	14.13	-39.87	54	-	-	-	-	-	-	A	H
		4960	35.2	-38.8	74	58.5	31.34	10.29	64.93	100	0	P	V
		4960	10.41	-43.59	54	-	-	-	-	-	-	A	V
		7440	38.4	-35.6	74	54.55	36.39	12.55	65.09	100	0	P	V
		7440	13.61	-40.39	54	-	-	-	-	-	-	A	V

Remark	<ol style="list-style-type: none"> No other spurious found. All results are PASS against Peak and Average limit line.
---------------	---



2.4GHz 2400~2483.5MHz

WIFI 802.11b (Band Edge @ 3m)

WIFI Ant. 1	Note	Frequency (MHz)	Level (dBμV/m)	Over Limit (dB)	Limit Line (dBμV/m)	Read Level (dBμV)	Antenna Factor (dB/m)	Cable Loss (dB)	Preamp Factor (dB)	Ant Pos (cm)	Table Pos (deg)	Peak Avg. (P/A)	Pol. (H/V)
802.11b CH 01 2412MHz		2385.6	52.13	-21.87	74	52.4	27.01	6.71	33.99	170	154	P	H
		2390	41.52	-12.48	54	41.78	27.01	6.71	33.98	170	154	A	H
	*	2412	106.01	-	-	106.22	27.06	6.71	33.98	170	154	P	H
	*	2412	103.45	-	-	103.66	27.06	6.71	33.98	170	154	A	H
		2379.66	51.25	-22.75	74	51.63	26.96	6.65	33.99	392	64	P	V
		2390	40.84	-13.16	54	41.1	27.01	6.71	33.98	392	64	A	V
	*	2412	102.87	-	-	103.08	27.06	6.71	33.98	392	64	P	V
	*	2412	100.35	-	-	100.56	27.06	6.71	33.98	392	64	A	V

WIFI 802.11b (Harmonic @ 3m)

WIFI Ant. 1	Note	Frequency (MHz)	Level (dBμV/m)	Over Limit (dB)	Limit Line (dBμV/m)	Read Level (dBμV)	Antenna Factor (dB/m)	Cable Loss (dB)	Preamp Factor (dB)	Ant Pos (cm)	Table Pos (deg)	Peak Avg. (P/A)	Pol. (H/V)
802.11b CH 01 2412MHz		4824	37.45	-36.55	74	60.82	31.12	10.58	65.07	100	0	P	H
		4824	37.89	-36.11	74	61.26	31.12	10.58	65.07	100	0	P	V

Remark	1. No other spurious found.												
	2. All results are PASS against Peak and Average limit line.												



2.4GHz 2400~2483.5MHz

WIFI 802.11g (Band Edge @ 3m)

WIFI Ant. 1	Note	Frequency (MHz)	Level (dBμV/m)	Over Limit (dB)	Limit Line (dBμV/m)	Read Level (dBμV)	Antenna Factor (dB/m)	Cable Loss (dB)	Preamp Factor (dB)	Ant Pos (cm)	Table Pos (deg)	Peak Avg. (P/A)	Pol. (H/V)
802.11g CH 11 2462MHz	*	2462	105.56	-	-	105.55	27.2	6.77	33.96	222	154	P	H
	*	2462	97.46	-	-	97.45	27.2	6.77	33.96	222	154	A	H
		2483.96	60.27	-13.73	74	60.2	27.25	6.77	33.95	222	154	P	H
		2483.52	46.66	-7.34	54	46.59	27.25	6.77	33.95	222	154	A	H
	*	2462	102.47	-	-	102.46	27.2	6.77	33.96	385	50	P	V
	*	2462	95.32	-	-	95.31	27.2	6.77	33.96	385	50	A	V
		2483.56	59.54	-14.46	74	59.47	27.25	6.77	33.95	385	50	P	V
		2483.68	44.96	-9.04	54	44.89	27.25	6.77	33.95	385	50	A	V

WIFI 802.11g (Harmonic @ 3m)

WIFI Ant. 1	Note	Frequency (MHz)	Level (dBμV/m)	Over Limit (dB)	Limit Line (dBμV/m)	Read Level (dBμV)	Antenna Factor (dB/m)	Cable Loss (dB)	Preamp Factor (dB)	Ant Pos (cm)	Table Pos (deg)	Peak Avg. (P/A)	Pol. (H/V)
802.11g CH 11 2462MHz		4924	34.29	-39.71	74	57.58	31.29	10.39	64.97	100	0	P	H
		7386	39.04	-34.96	74	55.36	36.27	12.49	65.08	100	0	P	H
		4924	33.87	-40.13	74	57.16	31.29	10.39	64.97	100	0	P	V
		7386	38.78	-35.22	74	55.1	36.27	12.49	65.08	100	0	P	V

Remark	1. No other spurious found.												
	2. All results are PASS against Peak and Average limit line.												



2.4GHz 2400~2483.5MHz

WIFI 802.11n HT40 (Band Edge @ 3m)

WIFI Ant. 1	Note	Frequency (MHz)	Level (dBμV/m)	Over Limit (dB)	Limit Line (dBμV/m)	Read Level (dBμV)	Antenna Factor (dB/m)	Cable Loss (dB)	Preamp Factor (dB)	Ant Pos (cm)	Table Pos (deg)	Peak Avg. (P/A)	Pol. (H/V)
802.11n HT40 CH 09 2452MHz		2371.92	50.87	-23.13	74	51.25	26.96	6.65	33.99	193	154	P	H
		2378.31	42.13	-11.87	54	42.51	26.96	6.65	33.99	193	154	A	H
	*	2452	98.53	-	-	98.59	27.16	6.74	33.96	193	154	P	H
	*	2452	90.95	-	-	91.01	27.16	6.74	33.96	193	154	A	H
		2484.76	60.5	-13.5	74	60.43	27.25	6.77	33.95	193	154	P	H
		2483.84	46.72	-7.28	54	46.65	27.25	6.77	33.95	193	154	A	H
		2353.92	50.8	-23.2	74	51.23	26.91	6.65	33.99	388	80	P	V
		2376.42	42.08	-11.92	54	42.46	26.96	6.65	33.99	388	80	A	V
	*	2452	96.67	-	-	96.73	27.16	6.74	33.96	388	80	P	V
	*	2452	89.09	-	-	89.15	27.16	6.74	33.96	388	80	A	V
		2483.52	57.29	-16.71	74	57.22	27.25	6.77	33.95	388	80	P	V
		2483.56	44.28	-9.72	54	44.21	27.25	6.77	33.95	388	80	A	V

WIFI 802.11n HT40 (Harmonic @ 3m)

WIFI Ant. 1	Note	Frequency (MHz)	Level (dBμV/m)	Over Limit (dB)	Limit Line (dBμV/m)	Read Level (dBμV)	Antenna Factor (dB/m)	Cable Loss (dB)	Preamp Factor (dB)	Ant Pos (cm)	Table Pos (deg)	Peak Avg. (P/A)	Pol. (H/V)
802.11n HT40 CH 09 2452MHz		4904	34.67	-39.33	74	58.01	31.26	10.39	64.99	100	0	P	H
		7356	39	-35	74	55.49	36.2	12.38	65.07	100	0	P	H
		4904	33.96	-40.04	74	57.3	31.26	10.39	64.99	100	0	P	V
		7356	38.61	-35.39	74	55.1	36.2	12.38	65.07	100	0	P	V

Remark	1.	No other spurious found.
	2.	All results are PASS against Peak and Average limit line.



Band 1 - 5150~5250MHz
WIFI 802.11a (Band Edge @ 3m)

WIFI Ant. 1	Note	Frequency (MHz)	Level (dBμV/m)	Over Limit (dB)	Limit Line (dBμV/m)	Read Level (dBμV)	Antenna Factor (dB/m)	Cable Loss (dB)	Preamp Factor (dB)	Ant Pos (cm)	Table Pos (deg)	Peak Avg. (P/A)	Pol. (H/V)
802.11a CH 44 5220MHz		5102.15	49.11	-24.89	74	40.84	31.52	10.22	33.47	233	69	P	H
		5139.95	42.11	-11.89	54	33.78	31.58	10.22	33.47	233	69	A	H
	*	5220	104.49	-	-	96.06	31.66	10.24	33.47	233	69	P	H
	*	5220	96.21	-	-	87.78	31.66	10.24	33.47	233	69	A	H
		5375.41	49.35	-24.65	74	40.24	31.84	10.75	33.48	233	69	P	H
		5372.44	41.34	-12.66	54	32.23	31.84	10.75	33.48	233	69	A	H
		5144.45	49.21	-24.79	74	40.87	31.58	10.23	33.47	100	106	P	V
		5139.95	42.05	-11.95	54	33.72	31.58	10.22	33.47	100	106	A	V
	*	5220	103.13	-	-	94.7	31.66	10.24	33.47	100	106	P	V
	*	5220	94.79	-	-	86.36	31.66	10.24	33.47	100	106	A	V
		5358.03	48.52	-25.48	74	39.43	31.82	10.75	33.48	100	106	P	V
		5372.44	40.12	-13.88	54	31.01	31.84	10.75	33.48	100	106	A	V

WIFI 802.11a (Harmonic @ 3m)

WIFI Ant. 1	Note	Frequency (MHz)	Level (dBμV/m)	Over Limit (dB)	Limit Line (dBμV/m)	Read Level (dBμV)	Antenna Factor (dB/m)	Cable Loss (dB)	Preamp Factor (dB)	Ant Pos (cm)	Table Pos (deg)	Peak Avg. (P/A)	Pol. (H/V)
802.11a CH 44 5220MHz		10440	41.48	-32.52	74	54.18	39.89	14.91	67.5	100	0	P	H
		15660	46.35	-27.65	74	55.55	38.23	17.94	65.37	100	0	P	H
		10440	41.11	-32.89	74	53.81	39.89	14.91	67.5	100	0	P	V
		15660	57.58	-16.42	74	66.78	38.23	17.94	65.37	206	63	P	V
		15660	46.31	-7.69	54	55.51	38.23	17.94	65.37	206	63	A	V

Remark	1. No other spurious found. 2. All results are PASS against Peak and Average limit line.												
---------------	---	--	--	--	--	--	--	--	--	--	--	--	--



Band 1 5150~5250MHz

WIFI 802.11n HT40 (Band Edge @ 3m)

WIFI Ant. 1	Note	Frequency (MHz)	Level (dBμV/m)	Over Limit (dB)	Limit Line (dBμV/m)	Read Level (dBμV)	Antenna Factor (dB/m)	Cable Loss (dB)	Preamp Factor (dB)	Ant Pos (cm)	Table Pos (deg)	Peak Avg. (P/A)	Pol. (H/V)
802.11n HT40 CH 38 5190MHz		5148.65	59.19	-14.81	74	50.85	31.58	10.23	33.47	225	71	P	H
		5148.05	49.40	-4.6	54	41.06	31.58	10.23	33.47	225	71	A	H
	*	5190	97.92	-	-	89.53	31.62	10.24	33.47	225	71	P	H
	*	5190	89.37	-	-	80.98	31.62	10.24	33.47	225	71	A	H
		5367.82	48.39	-25.61	74	39.28	31.84	10.75	33.48	225	71	P	H
		5451.53	40.16	-13.84	54	30.86	31.94	10.84	33.48	225	71	A	H
		5146.7	53.99	-20.01	74	45.65	31.58	10.23	33.47	100	102	P	V
		5150	46.37	-7.63	54	38.03	31.58	10.23	33.47	100	102	A	V
	*	5190	95.75	-	-	87.36	31.62	10.24	33.47	100	102	P	V
	*	5190	86.53	-	-	78.14	31.62	10.24	33.47	100	102	A	V
		5403.79	48.52	-25.48	74	39.25	31.88	10.87	33.48	100	102	P	V
		5416.22	40.19	-13.81	54	30.9	31.9	10.87	33.48	100	102	A	V

Band 1 5150~5250MHz

WIFI 802.11n HT40 (Harmonic @ 3m)

WIFI Ant. 1	Note	Frequency (MHz)	Level (dBμV/m)	Over Limit (dB)	Limit Line (dBμV/m)	Read Level (dBμV)	Antenna Factor (dB/m)	Cable Loss (dB)	Preamp Factor (dB)	Ant Pos (cm)	Table Pos (deg)	Peak Avg. (P/A)	Pol. (H/V)
802.11n HT40 CH 38 5190MHz		10380	41.57	-32.43	74	54.4	39.81	14.86	67.5	100	0	P	H
		15570	40.18	-33.82	74	49.18	38.49	17.9	65.39	100	0	P	H
		10380	41.98	-32.02	74	54.81	39.81	14.86	67.5	100	0	P	V
		15570	42.7	-31.3	74	51.7	38.49	17.9	65.39	100	0	P	V

Remark	1. No other spurious found.												
	2. All results are PASS against Peak and Average limit line.												



Band 2 - 5250~5350MHz
WIFI 802.11a (Band Edge @ 3m)

WIFI Ant. 1	Note	Frequency (MHz)	Level (dBμV/m)	Over Limit (dB)	Limit Line (dBμV/m)	Read Level (dBμV)	Antenna Factor (dB/m)	Cable Loss (dB)	Preamp Factor (dB)	Ant Pos (cm)	Table Pos (deg)	Peak Avg. (P/A)	Pol. (H/V)
802.11a CH 52 5260MHz		5086.1	49.58	-24.42	74	41.34	31.5	10.21	33.47	228	69	P	H
		5106.95	40.74	-13.26	54	32.45	31.54	10.22	33.47	228	69	A	H
	*	5260	106.47	-	-	97.86	31.72	10.37	33.48	228	69	P	H
	*	5260	97.26	-	-	88.65	31.72	10.37	33.48	228	69	A	H
		5399.39	49.84	-24.16	74	40.57	31.88	10.87	33.48	228	69	P	H
		5351.1	41.36	-12.64	54	32.27	31.82	10.75	33.48	228	69	A	H
		5043.5	48.72	-25.28	74	40.53	31.46	10.2	33.47	100	94	P	V
		5107.85	40.28	-13.72	54	31.99	31.54	10.22	33.47	100	94	A	V
	*	5260	102.18	-	-	93.57	31.72	10.37	33.48	100	94	P	V
	*	5260	93.77	-	-	85.16	31.72	10.37	33.48	100	94	A	V
		5366.72	49.86	-24.14	74	40.75	31.84	10.75	33.48	100	94	P	V
		5350.88	39.92	-14.08	54	30.83	31.82	10.75	33.48	100	94	A	V

Band 2 5250~5350MHz
WIFI 802.11a (Harmonic @ 3m)

WIFI Ant. 1	Note	Frequency (MHz)	Level (dBμV/m)	Over Limit (dB)	Limit Line (dBμV/m)	Read Level (dBμV)	Antenna Factor (dB/m)	Cable Loss (dB)	Preamp Factor (dB)	Ant Pos (cm)	Table Pos (deg)	Peak Avg. (P/A)	Pol. (H/V)
802.11a CH 52 5260MHz		10520	43.42	-30.58	74	55.93	40.01	14.96	67.48	100	0	P	H
		15780	46.62	-27.38	74	56.1	37.87	17.99	65.34	100	0	P	H
		10520	44.06	-29.94	74	56.57	40.01	14.96	67.48	100	0	P	V
		15780	57.13	-16.87	74	66.61	37.87	17.99	65.34	195	60	P	V
		15780	46.43	-7.57	54	55.91	37.87	17.99	65.34	195	60	A	V

Remark	1. No other spurious found. 2. All results are PASS against Peak and Average limit line.
---------------	---



Band 2 5250~5350MHz

WIFI 802.11n HT40 (Band Edge @ 3m)

WIFI Ant. 1	Note	Frequency (MHz)	Level (dBμV/m)	Over Limit (dB)	Limit Line (dBμV/m)	Read Level (dBμV)	Antenna Factor (dB/m)	Cable Loss (dB)	Preamp Factor (dB)	Ant Pos (cm)	Table Pos (deg)	Peak Avg. (P/A)	Pol. (H/V)
802.11n HT40 CH 62 5310MHz		5135.45	49.02	-24.98	74	40.71	31.56	10.22	33.47	233	66	P	H
		5092.25	40.68	-13.32	54	32.42	31.52	10.21	33.47	233	66	A	H
	*	5310	101.1	-	-	92.18	31.78	10.62	33.48	233	66	P	H
	*	5310	93.05	-	-	84.13	31.78	10.62	33.48	233	66	A	H
		5350.88	59.41	-14.59	74	50.32	31.82	10.75	33.48	233	66	P	H
		5350	52.71	-1.29	54	43.62	31.82	10.75	33.48	233	66	A	H
		5063	49.42	-24.58	74	41.2	31.48	10.21	33.47	100	102	P	V
		5062.4	40.48	-13.52	54	32.26	31.48	10.21	33.47	100	102	A	V
	*	5310	97.91	-	-	88.99	31.78	10.62	33.48	100	102	P	V
	*	5310	88.12	-	-	79.2	31.78	10.62	33.48	100	102	A	V
		5352.31	56.48	-17.52	74	47.39	31.82	10.75	33.48	100	102	P	V
		5351.43	49.2	-4.8	54	40.11	31.82	10.75	33.48	100	102	A	V

WIFI 802.11n HT40 (Harmonic @ 3m)

WIFI Ant. 1	Note	Frequency (MHz)	Level (dBμV/m)	Over Limit (dB)	Limit Line (dBμV/m)	Read Level (dBμV)	Antenna Factor (dB/m)	Cable Loss (dB)	Preamp Factor (dB)	Ant Pos (cm)	Table Pos (deg)	Peak Avg. (P/A)	Pol. (H/V)
802.11n HT40 CH 62 5310MHz		10620	39.8	-34.2	74	52.09	40.07	15.02	67.38	100	0	P	H
		15930	37.53	-36.47	74	47.37	37.41	18.06	65.31	100	0	P	H
		10620	39.43	-34.57	74	51.72	40.07	15.02	67.38	100	0	P	V
		15930	43.65	-30.35	74	53.49	37.41	18.06	65.31	100	0	P	V

Remark	1. No other spurious found. 2. All results are PASS against Peak and Average limit line.												
---------------	---	--	--	--	--	--	--	--	--	--	--	--	--



Band 3 - 5470~5725MHz
WIFI 802.11n HT40 (Band Edge @ 3m)

WIFI Ant. 1	Note	Frequency (MHz)	Level (dBμV/m)	Over Limit (dB)	Limit Line (dBμV/m)	Read Level (dBμV)	Antenna Factor (dB/m)	Cable Loss (dB)	Preamp Factor (dB)	Ant Pos (cm)	Table Pos (deg)	Peak Avg. (P/A)	Pol. (H/V)
802.11n HT40 CH 102 5510MHz		5467.76	58.29	-15.71	74	49	31.96	10.81	33.48	227	69	P	H
		5469.52	50.91	-3.09	54	41.62	31.96	10.81	33.48	227	69	A	H
	*	5510	99.67	-	-	90.39	32	10.77	33.49	227	69	P	H
	*	5510	90.89	-	-	81.61	32	10.77	33.49	227	69	A	H
		5744.04	49.27	-24.73	74	39.87	32.34	10.63	33.57	227	69	P	H
		5753.64	41.26	-12.74	54	31.84	32.36	10.63	33.57	227	69	A	H
		5466.16	53.38	-20.62	74	44.09	31.96	10.81	33.48	100	96	P	V
		5469.84	47.99	-6.01	54	38.7	31.96	10.81	33.48	100	96	A	V
	*	5510	95.92	-	-	86.64	32	10.77	33.49	100	96	P	V
	*	5510	87.49	-	-	78.21	32	10.77	33.49	100	96	A	V
		5732.68	48.7	-25.3	74	39.31	32.31	10.65	33.57	100	96	P	V
		5746.68	40.73	-13.27	54	31.33	32.34	10.63	33.57	100	96	A	V

Band 3 - 5470~5725MHz
WIFI 802.11n HT40 (Harmonic @ 3m)

WIFI Ant. 1	Note	Frequency (MHz)	Level (dBμV/m)	Over Limit (dB)	Limit Line (dBμV/m)	Read Level (dBμV)	Antenna Factor (dB/m)	Cable Loss (dB)	Preamp Factor (dB)	Ant Pos (cm)	Table Pos (deg)	Peak Avg. (P/A)	Pol. (H/V)
802.11n HT40 CH 102 5510MHz		11020	42.38	-31.62	74	53.78	40.29	15.27	66.96	100	0	P	H
		16530	38.34	-35.66	74	45.02	39	18.31	63.99	100	0	P	H
		11020	41.7	-32.3	74	53.1	40.29	15.27	66.96	100	0	P	V
		16530	39.31	-34.69	74	45.99	39	18.31	63.99	100	0	P	V
Remark	1. No other spurious found. 2. All results are PASS against Peak and Average limit line.												



Band 4 5725~5850MHz

WIFI 802.11n HT40 (Band Edge @ 3m)

WIFI Ant. 1	Note	Frequency (MHz)	Level (dBμV/m)	Over Limit (dB)	Limit Line (dBμV/m)	Read Level (dBμV)	Antenna Factor (dB/m)	Cable Loss (dB)	Preamp Factor (dB)	Ant Pos (cm)	Table Pos (deg)	Peak Avg. (P/A)	Pol. (H/V)
802.11n HT40 CH 151 5755MHz		5714.12	63.05	-5.25	68.3	53.68	32.29	10.65	33.57	229	66	P	H
		5723.72	69.35	-8.95	78.3	59.96	32.31	10.65	33.57	229	66	P	H
	*	5755	99.02	-	-	89.6	32.36	10.63	33.57	229	66	P	H
	*	5755	91.02	-	-	81.6	32.36	10.63	33.57	229	66	A	H
		5851.6	49.57	-28.73	78.3	39.92	32.48	10.78	33.61	229	66	P	H
		5872.16	49.65	-18.65	68.3	39.8	32.53	10.94	33.62	229	66	P	H
		5714.44	61	-7.3	68.3	51.63	32.29	10.65	33.57	100	84	P	V
		5721.96	64.6	-13.7	78.3	55.21	32.31	10.65	33.57	100	84	P	V
	*	5755	95.13	-	-	85.71	32.36	10.63	33.57	100	84	P	V
	*	5755	86.67	-	-	77.25	32.36	10.63	33.57	100	84	A	V
		5853.68	48.38	-29.92	78.3	38.7	32.51	10.78	33.61	100	84	P	V
		5869.84	50.82	-17.48	68.3	40.99	32.51	10.94	33.62	100	84	P	V

Band 4 5725~5850MHz

WIFI 802.11n HT40 (Harmonic @ 3m)

WIFI Ant. 1	Note	Frequency (MHz)	Level (dBμV/m)	Over Limit (dB)	Limit Line (dBμV/m)	Read Level (dBμV)	Antenna Factor (dB/m)	Cable Loss (dB)	Preamp Factor (dB)	Ant Pos (cm)	Table Pos (deg)	Peak Avg. (P/A)	Pol. (H/V)
802.11n HT40 CH 151 5755MHz		11510	41.35	-32.65	74	51.54	39.9	15.61	65.7	100	0	P	H
		17265	43.13	-25.17	68.3	47.53	41.1	18.62	64.12	100	0	P	H
		11510	41.77	-32.23	74	51.96	39.9	15.61	65.7	100	0	P	V
		17265	48.81	-19.49	68.3	53.21	41.1	18.62	64.12	100	0	P	V
Remark	1. No other spurious found. 2. All results are PASS against Peak and Average limit line.												



Note symbol

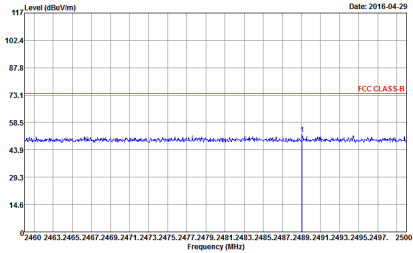
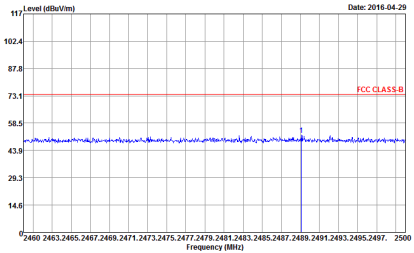
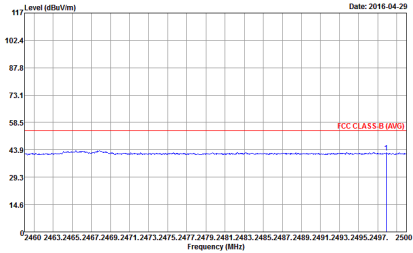
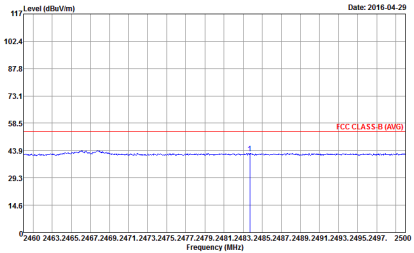
*	Fundamental Frequency which can be ignored. However, the level of any unwanted emissions shall not exceed the level of the fundamental frequency.
!	Test result is over limit line.
P/A	Peak or Average
H/V	Horizontal or Vertical
-L	Low channel location
-R	High channel location



**2.4GHz 2400~2483.5MHz
BLE (Band Edge @ 3m)**

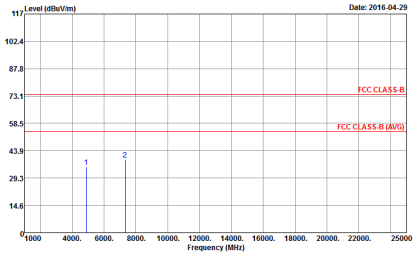
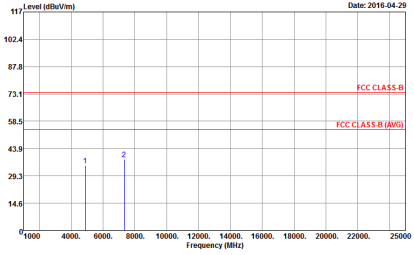
BLE	2.4GHz 2400~2483.5MHz Band Edge @ 3m	
ANT	BLE CH19 2440MHz - L	
1	Horizontal	Vertical
Peak	<p>Site : 03CH11-HY Condition : FCC CLASS-B 3m HORN 9120D-HF HORIZONTAL RBW:1000.000KHz VBW:3000.000KHz SWT:Auto Detector : Peak Project : 612118-01 Mode : 2</p>	<p>Site : 03CH11-HY Condition : FCC CLASS-B 3m HORN 9120D-HF VERTICAL RBW:1000.000KHz VBW:3000.000KHz SWT:Auto Detector : Peak Project : 612118-01 Mode : 2</p>
Avg.	<p>Site : 03CH11-HY Condition : FCC CLASS-B (AVG) 3m HORN 9120D-HF HORIZONTAL RBW:1000.000KHz VBW:3.000KHz SWT:Auto Detector : Peak Project : 612118-01 Mode : 2</p>	<p>Site : 03CH11-HY Condition : FCC CLASS-B (AVG) 3m HORN 9120D-HF VERTICAL RBW:1000.000KHz VBW:3.000KHz SWT:Auto Detector : Peak Project : 612118-01 Mode : 2</p>



BLE	2.4GHz 2400~2483.5MHz Band Edge @ 3m	
ANT	BLE CH19 2440MHz - R	
1	Horizontal	Vertical
Peak	 <p>Site : 03CH11-HY Condition : FCC CLASS-B 3m HORN 9120D-HF HORIZONTAL RBW:1000.000KHz VBW:3000.000KHz SWT:Auto Detector : Peak Project : 612118-01 Mode : 2</p>	 <p>Site : 03CH11-HY Condition : FCC CLASS-B 3m HORN 9120D-HF VERTICAL RBW:1000.000KHz VBW:3000.000KHz SWT:Auto Detector : Peak Project : 612118-01 Mode : 2</p>
Avg.	 <p>Site : 03CH11-HY Condition : FCC CLASS-B (AVG) 3m HORN 9120D-HF HORIZONTAL RBW:1000.000KHz VBW:3.000KHz SWT:Auto Detector : Peak Project : 612118-01 Mode : 2</p>	 <p>Site : 03CH11-HY Condition : FCC CLASS-B (AVG) 3m HORN 9120D-HF VERTICAL RBW:1000.000KHz VBW:3.000KHz SWT:Auto Detector : Peak Project : 612118-01 Mode : 2</p>



**2.4GHz 2400~2483.5MHz
BLE (Harmonic @ 3m)**

BLE	2.4GHz 2400~2483.5MHz Harmonic @ 3m	
ANT	BLE CH19 2440MHz	
1	Horizontal	Vertical
<p>Peak Avg.</p>	 <p>Site : 03CH11-F4Y Condition : FCC CLASS-B 3m 9170 SHF HORM_150809 HORIZONTAL Detector : Peak Project : 612118-01 Mode : 2</p>	 <p>Site : 03CH11-F4Y Condition : FCC CLASS-B 3m 9170 SHF HORM_150809 VERTICAL Detector : Peak Project : 612118-01 Mode : 2</p>



**2.4GHz 2400~2483.5MHz
BT (Band Edge @ 3m)**

BT	2.4GHz 2400~2483.5MHz Band Edge @ 3m	
ANT	BT CH78 2480MHz	
1	Horizontal	Vertical
Peak	<p>Site : 03CH11-HY Condition : FCC CLASS-B 3m HORN 9120D-HF HORIZONTAL Detector : Peak Project : 612118-01 Mode : 1</p>	<p>Site : 03CH11-HY Condition : FCC CLASS-B 3m HORN 9120D-HF VERTICAL Detector : Peak Project : 612118-01 Mode : 1</p>



**2.4GHz 2400~2483.5MHz
BT (Harmonic @ 3m)**

BT	2.4GHz 2400~2483.5MHz Harmonic @ 3m	
ANT	BT CH78 2480MHz	
1	Horizontal	Vertical
<p>Peak Avg.</p>	<p>Site : 03CH11-FY Condition : FCC CLASS-B 3m 9170 SHF HORM_150809 HORIZONTAL Detector : Peak Project : 612118-01 Mode : 1</p>	<p>Site : 03CH11-FY Condition : FCC CLASS-B 3m 9170 SHF HORM_150809 VERTICAL Detector : Peak Project : 612118-01 Mode : 1</p>



2.4GHz 2400~2483.5MHz
WIFI 802.11b (Band Edge @ 3m)

WIFI	2.4GHz 2400~2483.5MHz Band Edge @ 3m	
ANT	802.11b CH01 2412MHz	
1	Horizontal	Vertical
Peak	<p>Site : 03CH11-HY Condition : FCC CLASS-B 3m HORN 9120D-HF HORIZONTAL RBW:1000.000KHz VBW:3000.000KHz SWT:Auto Detector : Peak Project : 612118-01 Mode : 3</p>	<p>Site : 03CH11-HY Condition : FCC CLASS-B 3m HORN 9120D-HF VERTICAL RBW:1000.000KHz VBW:3000.000KHz SWT:Auto Detector : Peak Project : 612118-01 Mode : 3</p>
Avg.	<p>Site : 03CH11-HY Condition : FCC CLASS-B (AVG) 3m HORN 9120D-HF HORIZONTAL RBW:1000.000KHz VBW:0.010KHz SWT:Auto Detector : Peak Project : 612118-01 Mode : 3</p>	<p>Site : 03CH11-HY Condition : FCC CLASS-B (AVG) 3m HORN 9120D-HF VERTICAL RBW:1000.000KHz VBW:0.010KHz SWT:Auto Detector : Peak Project : 612118-01 Mode : 3</p>



**2.4GHz 2400~2483.5MHz
WIFI 802.11g (Band Edge @ 3m)**

WIFI	2.4GHz 2400~2483.5MHz Band Edge @ 3m	
ANT	802.11g CH11 2462MHz	
1	Horizontal	Vertical
Peak	<p>Site : 03CH11-HY Condition : FCC CLASS-B 3m HORN 9120D-HF HORIZONTAL Detector : Peak Project : 612118-01 Mode : 4</p>	<p>Site : 03CH11-HY Condition : FCC CLASS-B 3m HORN 9120D-HF VERTICAL Detector : Peak Project : 612118-01 Mode : 4</p>
Avg.	<p>Site : 03CH11-HY Condition : FCC CLASS-B (AVG) 3m HORN 9120D-HF HORIZONTAL Detector : Peak Project : 612118-01 Mode : 4</p>	<p>Site : 03CH11-HY Condition : FCC CLASS-B (AVG) 3m HORN 9120D-HF VERTICAL Detector : Peak Project : 612118-01 Mode : 4</p>



**2.4GHz 2400~2483.5MHz
WIFI 802.11n HT40 (Band Edge @ 3m)**

WIFI	2.4GHz 2400~2483.5MHz Band Edge @ 3m	
ANT	802.11n HT40 CH09 2452MHz - L	
1	Horizontal	Vertical
Peak	<p>Site : 03CH11-HY Condition : FCC CLASS-B 3m HORN 9120D-HF HORIZONTAL RBW:1000.000KHz VBW:3000.000KHz SWT:Auto Detector : Peak Project : 612118-01 Mode : 5</p>	<p>Site : 03CH11-HY Condition : FCC CLASS-B 3m HORN 9120D-HF VERTICAL RBW:1000.000KHz VBW:3000.000KHz SWT:Auto Detector : Peak Project : 612118-01 Mode : 5</p>
Avg.	<p>Site : 03CH11-HY Condition : FCC CLASS-B (AVG) 3m HORN 9120D-HF HORIZONTAL RBW:1000.000KHz VBW:3.000KHz SWT:Auto Detector : Peak Project : 612118-01 Mode : 5</p>	<p>Site : 03CH11-HY Condition : FCC CLASS-B (AVG) 3m HORN 9120D-HF VERTICAL RBW:1000.000KHz VBW:3.000KHz SWT:Auto Detector : Peak Project : 612118-01 Mode : 5</p>



WIFI	2.4GHz 2400~2483.5MHz Band Edge @ 3m	
ANT	802.11n HT40 CH09 2452MHz - R	
1	Horizontal	Vertical
Peak	<p>Site : 03CH11-HY Condition : FCC CLASS-B 3m HORN 9120D-HF HORIZONTAL Detector : Peak Project : 612118-01 Mode : 5</p>	<p>Site : 03CH11-HY Condition : FCC CLASS-B 3m HORN 9120D-HF VERTICAL Detector : Peak Project : 612118-01 Mode : 5</p>
Avg.	<p>Site : 03CH11-HY Condition : FCC CLASS-B (AVG) 3m HORN 9120D-HF HORIZONTAL Detector : Peak Project : 612118-01 Mode : 5</p>	<p>Site : 03CH11-HY Condition : FCC CLASS-B (AVG) 3m HORN 9120D-HF VERTICAL Detector : Peak Project : 612118-01 Mode : 5</p>



**2.4GHz 2400~2483.5MHz
WIFI 802.11b (Harmonic @ 3m)**

WIFI	2.4GHz 2400~2483.5MHz Harmonic @ 3m	
ANT	802.11b CH01 2412MHz	
1	Horizontal	Vertical
Peak Avg.	<p>Site : 03CH11-HY Condition : FCC CLASS-B 3m 9170 SHF HORM_150809 HORIZONTAL Detector : Peak Project : 612118-01 Mode : 3</p>	<p>Site : 03CH11-HY Condition : FCC CLASS-B 3m 9170 SHF HORM_150809 VERTICAL Detector : Peak Project : 612118-01 Mode : 3</p>



**2.4GHz 2400~2483.5MHz
WIFI 802.11g (Harmonic @ 3m)**

WIFI	2.4GHz 2400~2483.5MHz Harmonic @ 3m	
ANT	802.11g CH11 2462MHz	
1	Horizontal	Vertical
Peak Avg.	<p>Site : 03CH11-HY Condition : FCC CLASS-B 3m 9170 SHF HORM_150809 HORIZONTAL Detector : Peak Project : 612118-01 Mode : 4</p>	<p>Site : 03CH11-HY Condition : FCC CLASS-B 3m 9170 SHF HORM_150809 VERTICAL Detector : Peak Project : 612118-01 Mode : 4</p>



**2.4GHz 2400~2483.5MHz
WIFI 802.11n HT40 (Harmonic @ 3m)**

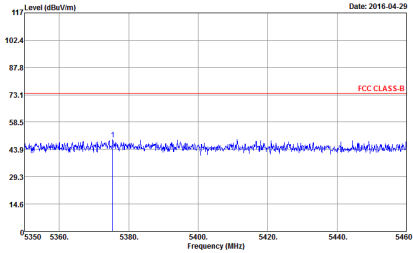
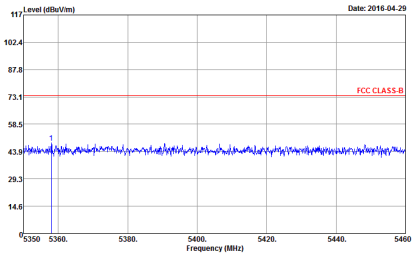
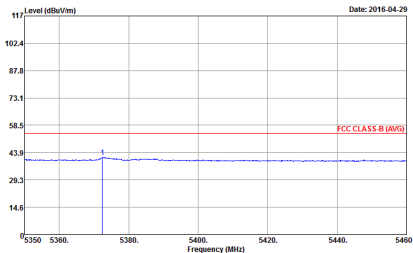
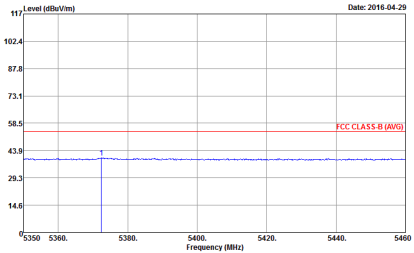
WIFI	2.4GHz 2400~2483.5MHz Harmonic @ 3m	
ANT	802.11n HT40 CH09 2452MHz	
1	Horizontal	Vertical
Peak Avg.	<p>Site : 03CH11-HY Condition : FCC CLASS-B 3m 9170 SHF HORM_150809 HORIZONTAL Detector : Peak Project : 612118-01 Mode : 5</p>	<p>Site : 03CH11-HY Condition : FCC CLASS-B 3m 9170 SHF HORM_150809 VERTICAL Detector : Peak Project : 612118-01 Mode : 5</p>



**Band 1 - 5150~5250MHz
WIFI 802.11a (Band Edge @ 3m)**

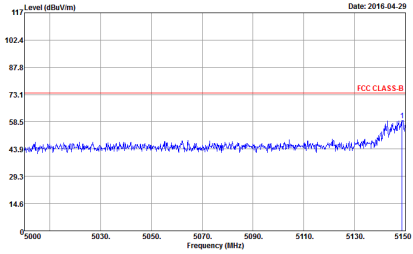
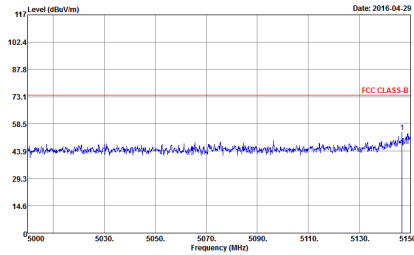
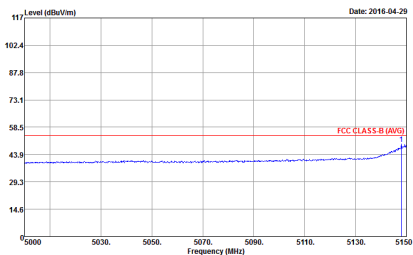
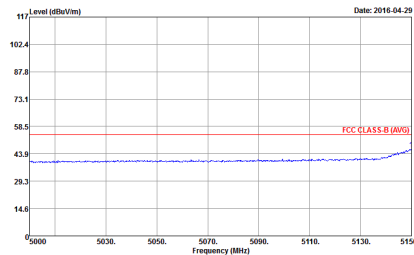
WIFI	Band 1 5150~5250MHz Band Edge @ 3m	
ANT	802.11a CH44 5220MHz - L	
1	Horizontal	Vertical
Peak	<p>Site : 03CH11-HY Condition : FCC CLASS-B 3m HORN 9120D-HF HORIZONTAL Detector : Peak Project : 612118-01 Mode : 1</p>	<p>Site : 03CH11-HY Condition : FCC CLASS-B 3m HORN 9120D-HF VERTICAL Detector : Peak Project : 612118-01 Mode : 1</p>
Avg.	<p>Site : 03CH11-HY Condition : FCC CLASS-B (AVG) 3m HORN 9120D-HF HORIZONTAL Detector : Peak Project : 612118-01 Mode : 1</p>	<p>Site : 03CH11-HY Condition : FCC CLASS-B (AVG) 3m HORN 9120D-HF VERTICAL Detector : Peak Project : 612118-01 Mode : 1</p>



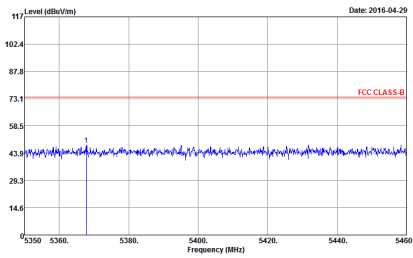
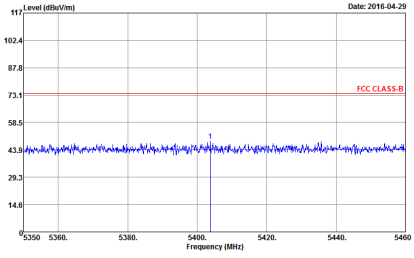
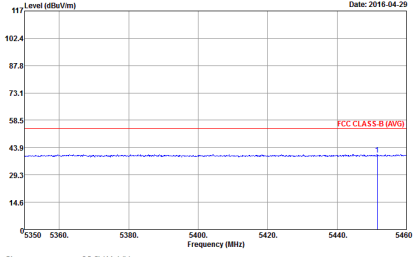
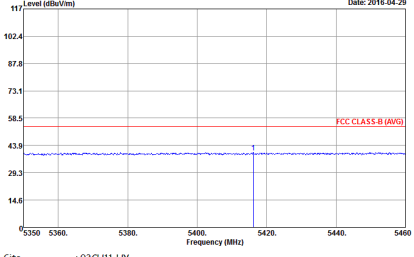
WIFI	Band 1 5150~5250MHz Band Edge @ 3m	
ANT	802.11a CH44 5220MHz - R	
1	Horizontal	Vertical
Peak	 <p>Site : 03CH11-HY Condition : FCC CLASS-B 3m HORN 9120D-HF HORIZONTAL RBW:1000.000KHz VBW:3000.000KHz SWT:Auto Detector : Peak Project : 612118-01 Mode : 1</p>	 <p>Site : 03CH11-HY Condition : FCC CLASS-B 3m HORN 9120D-HF VERTICAL RBW:1000.000KHz VBW:3000.000KHz SWT:Auto Detector : Peak Project : 612118-01 Mode : 1</p>
Avg.	 <p>Site : 03CH11-HY Condition : FCC CLASS-B (AVG) 3m HORN 9120D-HF HORIZONTAL RBW:1000.000KHz VBW:1.000KHz SWT:Auto Detector : Peak Project : 612118-01 Mode : 1</p>	 <p>Site : 03CH11-HY Condition : FCC CLASS-B (AVG) 3m HORN 9120D-HF VERTICAL RBW:1000.000KHz VBW:1.000KHz SWT:Auto Detector : Peak Project : 612118-01 Mode : 1</p>



**Band 1 - 5150~5250MHz
WIFI 802.11n HT40 (Band Edge @ 3m)**

WIFI	Band 1 5150~5250MHz Band Edge @ 3m	
ANT	802.11n HT40 CH38 5190MHz - L	
1	Horizontal	Vertical
Peak	 <p>Site : 03CH11-HY Condition : FCC CLASS-B 3m HORN 9120D-HF HORIZONTAL Detector : Peak Project : 612118-01 Mode : 2</p>	 <p>Site : 03CH11-HY Condition : FCC CLASS-B 3m HORN 9120D-HF VERTICAL Detector : Peak Project : 612118-01 Mode : 2</p>
Avg.	 <p>Site : 03CH11-HY Condition : FCC CLASS-B (AVG) 3m HORN 9120D-HF HORIZONTAL Detector : Peak Project : 612118-01 Mode : 2</p>	 <p>Site : 03CH11-HY Condition : FCC CLASS-B (AVG) 3m HORN 9120D-HF VERTICAL Detector : Peak Project : 612118-01 Mode : 2</p>



WIFI	Band 1 5150~5250MHz Band Edge @ 3m	
ANT	802.11n HT40 CH38 5190MHz - R	
1	Horizontal	Vertical
Peak	 <p>Site : 03CH11-HY Condition : FCC CLASS-B 3m HORN 9120D-HF HORIZONTAL RBW:1000.000KHz VBW:3000.000KHz SWT:Auto Detector : Peak Project : 612118-01 Mode : 2</p>	 <p>Site : 03CH11-HY Condition : FCC CLASS-B 3m HORN 9120D-HF VERTICAL RBW:1000.000KHz VBW:3000.000KHz SWT:Auto Detector : Peak Project : 612118-01 Mode : 2</p>
Avg.	 <p>Site : 03CH11-HY Condition : FCC CLASS-B (AVG) 3m HORN 9120D-HF HORIZONTAL RBW:1000.000KHz VBW:3.000KHz SWT:Auto Detector : Peak Project : 612118-01 Mode : 2</p>	 <p>Site : 03CH11-HY Condition : FCC CLASS-B (AVG) 3m HORN 9120D-HF VERTICAL RBW:1000.000KHz VBW:3.000KHz SWT:Auto Detector : Peak Project : 612118-01 Mode : 2</p>



**Band 1 - 5150~5250MHz
WIFI 802.11a (Harmonic @ 3m)**

WIFI	Band 1 5150~5250MHz Harmonic @ 3m	
ANT	802.11a CH44 5220MHz	
1	Horizontal	Vertical
Peak Avg.	<p>Site : 03CH11-HV Condition : FCC CLASS-B 3m 9170 SHF HORM_150809 HORIZONTAL Detector : Peak Project : 612117-01 Mode : 2</p>	<p>Site : 03CH11-HV Condition : FCC CLASS-B 3m 9170 SHF HORM_150809 VERTICAL Detector : Peak Project : 612117-01 Mode : 2</p>



**Band 1 - 5150~5250MHz
WIFI 802.11n HT40 (Harmonic @ 3m)**

WIFI	Band 1 5150~5250MHz Harmonic @ 3m	
ANT	802.11n HT40 CH38 5190MHz	
1	Horizontal	Vertical
Peak Avg.	<p>Site : 03CH11-HY Condition : FCC CLASS-B 3m 9170 SHF HORM_150809 HORIZONTAL Detector : Peak Project : 612118-01 Mode : 2</p>	<p>Site : 03CH11-HY Condition : FCC CLASS-B 3m 9170 SHF HORM_150809 VERTICAL Detector : Peak Project : 612118-01 Mode : 2</p>



**Band 2 - 5250~5350MHz
WIFI 802.11a (Band Edge @ 3m)**

WIFI	Band 2 5250~5350MHz Band Edge @ 3m	
ANT	802.11a CH52 5260MHz - L	
1	Horizontal	Vertical
Peak	<p>Site : 03CH11-HY Condition : FCC CLASS-B 3m HORN 9120D-HF HORIZONTAL RBW:1000.000KHz VBW:3000.000KHz SWT:Auto Detector : Peak Project : 612118-01 Mode : 3</p>	<p>Site : 03CH11-HY Condition : FCC CLASS-B 3m HORN 9120D-HF VERTICAL RBW:1000.000KHz VBW:3000.000KHz SWT:Auto Detector : Peak Project : 612118-01 Mode : 3</p>
Avg.	<p>Site : 03CH11-HY Condition : FCC CLASS-B (AVG) 3m HORN 9120D-HF HORIZONTAL RBW:1000.000KHz VBW:1.000KHz SWT:Auto Detector : Peak Project : 612118-01 Mode : 3</p>	<p>Site : 03CH11-HY Condition : FCC CLASS-B (AVG) 3m HORN 9120D-HF VERTICAL RBW:1000.000KHz VBW:1.000KHz SWT:Auto Detector : Peak Project : 612118-01 Mode : 3</p>



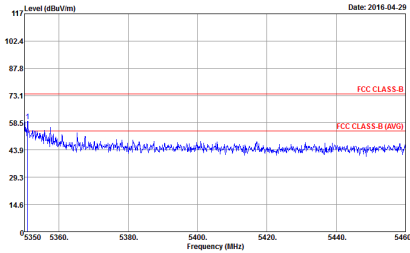
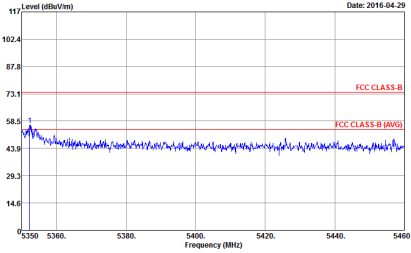
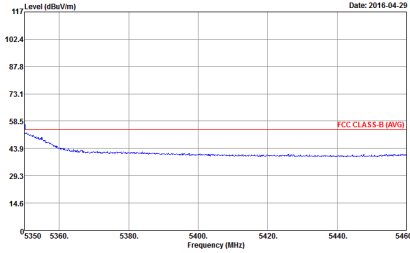
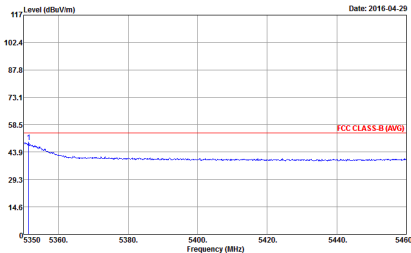
WIFI	Band 2 5250~5350MHz Band Edge @ 3m	
ANT	802.11a CH52 5260MHz - R	
1	Horizontal	Vertical
Peak	<p>Site : 03CH11-HY Condition : FCC CLASS-B 3m HORN 9120D-HF HORIZONTAL Detector : Peak Project : 612118-01 Mode : 3</p>	<p>Site : 03CH11-HY Condition : FCC CLASS-B 3m HORN 9120D-HF VERTICAL Detector : Peak Project : 612118-01 Mode : 3</p>
Avg.	<p>Site : 03CH11-HY Condition : FCC CLASS-B (AVG) 3m HORN 9120D-HF HORIZONTAL Detector : Peak Project : 612118-01 Mode : 3</p>	<p>Site : 03CH11-HY Condition : FCC CLASS-B (AVG) 3m HORN 9120D-HF VERTICAL Detector : Peak Project : 612118-01 Mode : 3</p>



**Band 2 - 5250~5350MHz
WIFI 802.11n HT40 (Band Edge @ 3m)**

WIFI	Band 2 5250~5350MHz Band Edge @ 3m	
ANT	802.11n HT40 CH62 5310 - L	
1	Horizontal	Vertical
Peak	<p>Site : 03CH11-HY Condition : FCC CLASS-B 3m HORN 9120D-HF HORIZONTAL RBW:1000.000KHz VBW:3000.000KHz SWT:Auto Detector : Peak Project : 612118-01 Mode : 4</p>	<p>Site : 03CH11-HY Condition : FCC CLASS-B 3m HORN 9120D-HF VERTICAL RBW:1000.000KHz VBW:3000.000KHz SWT:Auto Detector : Peak Project : 612118-01 Mode : 4</p>
Avg.	<p>Site : 03CH11-HY Condition : FCC CLASS-B (AVG) 3m HORN 9120D-HF HORIZONTAL RBW:1000.000KHz VBW:3.000KHz SWT:Auto Detector : Peak Project : 612118-01 Mode : 4</p>	<p>Site : 03CH11-HY Condition : FCC CLASS-B (AVG) 3m HORN 9120D-HF VERTICAL RBW:1000.000KHz VBW:3.000KHz SWT:Auto Detector : Peak Project : 612118-01 Mode : 4</p>



WIFI	Band 2 5250~5350MHz Band Edge @ 3m	
ANT	802.11n HT40 CH62 5310 - R	
1	Horizontal	Vertical
Peak	 <p>Site : 03CH11-HY Condition : FCC CLASS-B 3m HORN 9120D-HF HORIZONTAL Detector : Peak Project : 612118-01 Mode : 4</p>	 <p>Site : 03CH11-HY Condition : FCC CLASS-B 3m HORN 9120D-HF VERTICAL Detector : Peak Project : 612118-01 Mode : 4</p>
Avg.	 <p>Site : 03CH11-HY Condition : FCC CLASS-B (AVG) 3m HORN 9120D-HF HORIZONTAL Detector : Peak Project : 612118-01 Mode : 4</p>	 <p>Site : 03CH11-HY Condition : FCC CLASS-B (AVG) 3m HORN 9120D-HF VERTICAL Detector : Peak Project : 612118-01 Mode : 4</p>



**Band 2 - 5250~5350MHz
WIFI 802.11a (Harmonic @ 3m)**

WIFI	Band 2 5250~5350MHz Harmonic @ 3m	
ANT	802.11a CH52 5260MHz	
1	Horizontal	Vertical
Peak Avg.	<p>Site : 03CH11-HY Condition : FCC CLASS-B 3m 9170 SHF HORM_150809 HORIZONTAL Detector : Peak Project : 612118-01 Mode : 3</p>	<p>Site : 03CH11-HY Condition : FCC CLASS-B 3m 9170 SHF HORM_150809 VERTICAL Detector : Peak Project : 612118-01 Mode : 3</p>

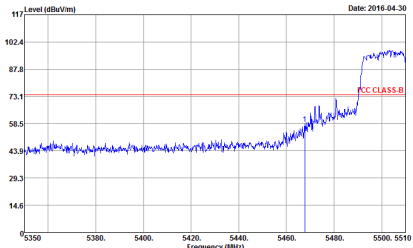
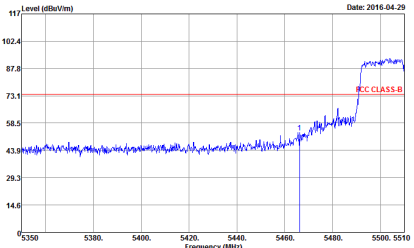
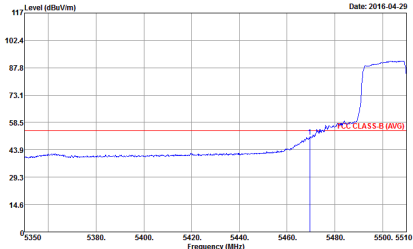
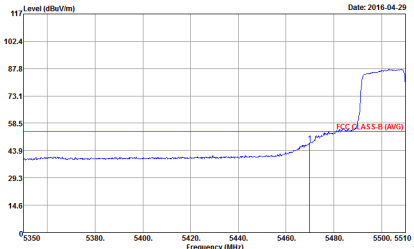


**Band 2 - 5250~5350MHz
WIFI 802.11n HT40 (Harmonic @ 3m)**

WIFI	Band 2 5250~5350MHz Harmonic @ 3m	
ANT	802.11n HT40 CH62 5310	
1	Horizontal	Vertical
<p>Peak Avg.</p>	<p>Site : 03CH11-HY Condition : FCC CLASS-B 3m 9170 SHF HORM_150809 HORIZONTAL Detector : Peak Project : 612118-01 Mode : 4</p>	<p>Site : 03CH11-HY Condition : FCC CLASS-B 3m 9170 SHF HORM_150809 VERTICAL Detector : Peak Project : 612118-01 Mode : 4</p>



Band 3 - 5470~5725MHz
WIFI 802.11n HT40 (Band Edge @ 3m)

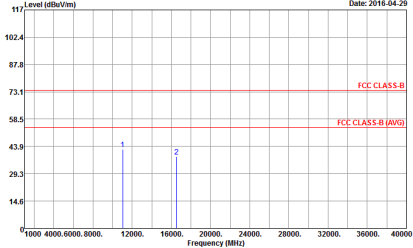
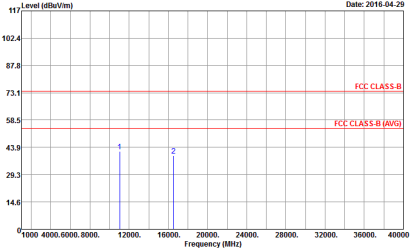
WIFI	Band 3 5470~5725MHz Band Edge @ 3m	
ANT	802.11n HT40 CH102 5510MHz - L	
1	Horizontal	Vertical
Peak	 <p>Date: 2016-04-30</p> <p>Site : 03CH11-HY Condition : FCC CLASS-B 3m HORN 9120D-HF HORIZONTAL RBW:1000.000KHz VBW:3000.000KHz SWT:Auto Detector : Peak Project : 612118-01 Mode : 5</p>	 <p>Date: 2016-04-29</p> <p>Site : 03CH11-HY Condition : FCC CLASS-B 3m HORN 9120D-HF VERTICAL RBW:1000.000KHz VBW:3000.000KHz SWT:Auto Detector : Peak Project : 612118-01 Mode : 5</p>
Avg.	 <p>Date: 2016-04-29</p> <p>Site : 03CH11-HY Condition : FCC CLASS-B (AVG) 3m HORN 9120D-HF HORIZONTAL RBW:1000.000KHz VBW:3.000KHz SWT:Auto Detector : Peak Project : 612118-01 Mode : 5</p>	 <p>Date: 2016-04-29</p> <p>Site : 03CH11-HY Condition : FCC CLASS-B (AVG) 3m HORN 9120D-HF VERTICAL RBW:1000.000KHz VBW:3.000KHz SWT:Auto Detector : Peak Project : 612118-01 Mode : 5</p>



WIFI	Band 3 5470~5725MHz Band Edge @ 3m	
ANT	802.11n HT40 CH102 5510MHz - R	
1	Horizontal	Vertical
Peak	<p>Site : 03CH11-HY Condition : FCC CLASS-B 3m HORN 9120D-HF HORIZONTAL RBW:1000.000KHz VBW:3000.000KHz SWT:Auto Detector : Peak Project : 612118-01 Mode : 5</p>	<p>Site : 03CH11-HY Condition : FCC CLASS-B 3m HORN 9120D-HF VERTICAL RBW:1000.000KHz VBW:3000.000KHz SWT:Auto Detector : Peak Project : 612118-01 Mode : 5</p>
Avg.	<p>Site : 03CH11-HY Condition : FCC CLASS-B (AVG) 3m HORN 9120D-HF HORIZONTAL RBW:1000.000KHz VBW:3000.000KHz SWT:Auto Detector : Peak Project : 612118-01 Mode : 5</p>	<p>Site : 03CH11-HY Condition : FCC CLASS-B (AVG) 3m HORN 9120D-HF VERTICAL RBW:1000.000KHz VBW:3000.000KHz SWT:Auto Detector : Peak Project : 612118-01 Mode : 5</p>



**Band 3 - 5470~5725MHz
WIFI 802.11n HT40 (Harmonic @ 3m)**

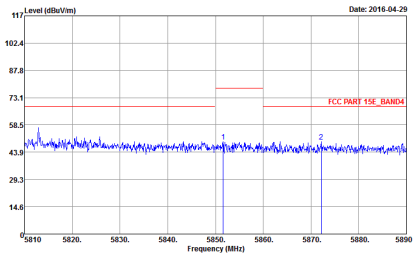
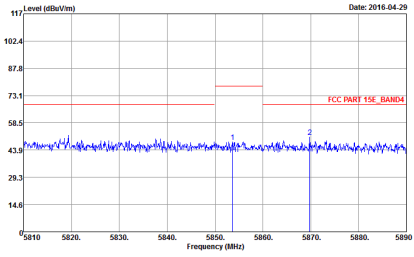
WIFI	Band 3 5470~5725MHz Harmonic @ 3m	
ANT	802.11n HT40 CH102 5510MHz	
1	Horizontal	Vertical
Peak Avg.	 <p>Site : 03CH11-HY Condition : FCC CLASS-B 3m 9170 SHF HORM_150809 HORIZONTAL Detector : Peak Project : 612118-01 Mode : 5</p>	 <p>Site : 03CH11-HY Condition : FCC CLASS-B 3m 9170 SHF HORM_150809 VERTICAL Detector : Peak Project : 612118-01 Mode : 5</p>



**Band 4 - 5725~5850MHz
WIFI 802.11n HT40 (Band Edge @ 3m)**

WIFI	Band 4 5725~5850MHz Band Edge @ 3m	
ANT	802.11n HT40 CH151 5755MHz - L	
1	Horizontal	Vertical
Peak	<p>Site : 03CH11-HY Condition : FCC PART 15E_BAND4 3m HORN 9120D-HF HORIZONTAL RBW:1000.000KHz VBW:3000.000KHz SWT:Auto Detector : Peak Project : 612118-01 Mode : 68.3_78.3</p>	<p>Site : 03CH11-HY Condition : FCC PART 15E_BAND4 3m HORN 9120D-HF VERTICAL RBW:1000.000KHz VBW:3000.000KHz SWT:Auto Detector : Peak Project : 612118-01 Mode : 68.3_78.3</p>



WIFI	Band 4 5725~5850MHz Band Edge @ 3m	
ANT	802.11n HT40 CH151 5755MHz - R	
1	Horizontal	Vertical
<p>Peak</p>	 <p>Site : 03CH11-HY Condition : FCC PART 15E_BAND4 3m HORN 9120D-HF HORIZONTAL Detector : Peak Project : 612118-01 Mode : 68.3_78.3</p>	 <p>Site : 03CH11-HY Condition : FCC PART 15E_BAND4 3m HORN 9120D-HF VERTICAL Detector : Peak Project : 612118-01 Mode : 68.3_78.3</p>



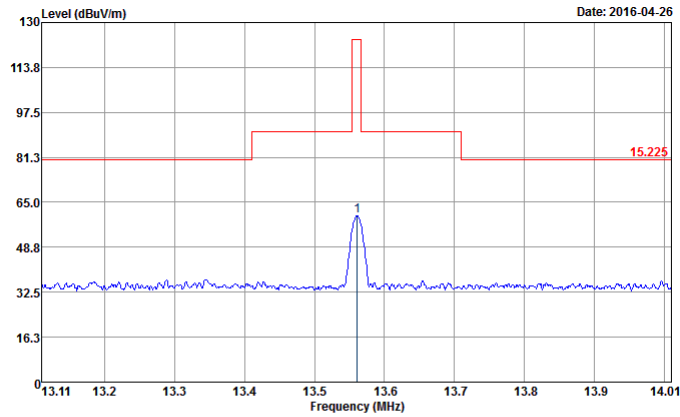
**Band 4 - 5725~5850MHz
WIFI 802.11n HT40 (Harmonic @ 3m)**

WIFI	Band 4 5725~5850MHz Harmonic @ 3m	
ANT	802.11n HT40 CH151 5755MHz	
1	Horizontal	Vertical
Peak Avg.	<p>Site : 03CH11-HY Condition : FCC PART 15E_BAND4 3m 9170 SHF HORM_I50809 HORIZONTAL Detector : Peak Project : 612118-01 Mode : 6</p>	<p>Site : 03CH11-HY Condition : FCC PART 15E_BAND4 3m 9170 SHF HORM_I50809 VERTICAL Detector : Peak Project : 612118-01 Mode : 6</p>



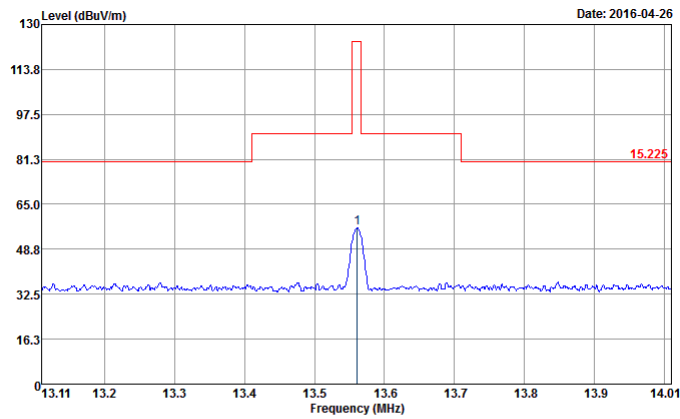
NFC Field Strength

Test Mode :	NFC Tx	Test Frequency (MHz)	13.56
-------------	--------	----------------------	-------



Site : 03CH07-HY
 Condition : 15.225 3m LOOP_ANT(H) HORIZONTAL
 : RBW:9.000KHz VBW:9.000KHz SWT:Auto
 Project : 612118-01

Freq	Level	Over	Limit	ReadAntenna	Cable	A/Pos	T/Pos	Remark	
MHz	dBuV/m	dB	dBuV/m	dBuV	dB/m	dB	cm	deg	
1	13.56	60.05	-63.95	124.00	39.32	20.05	0.68	100	27 QP

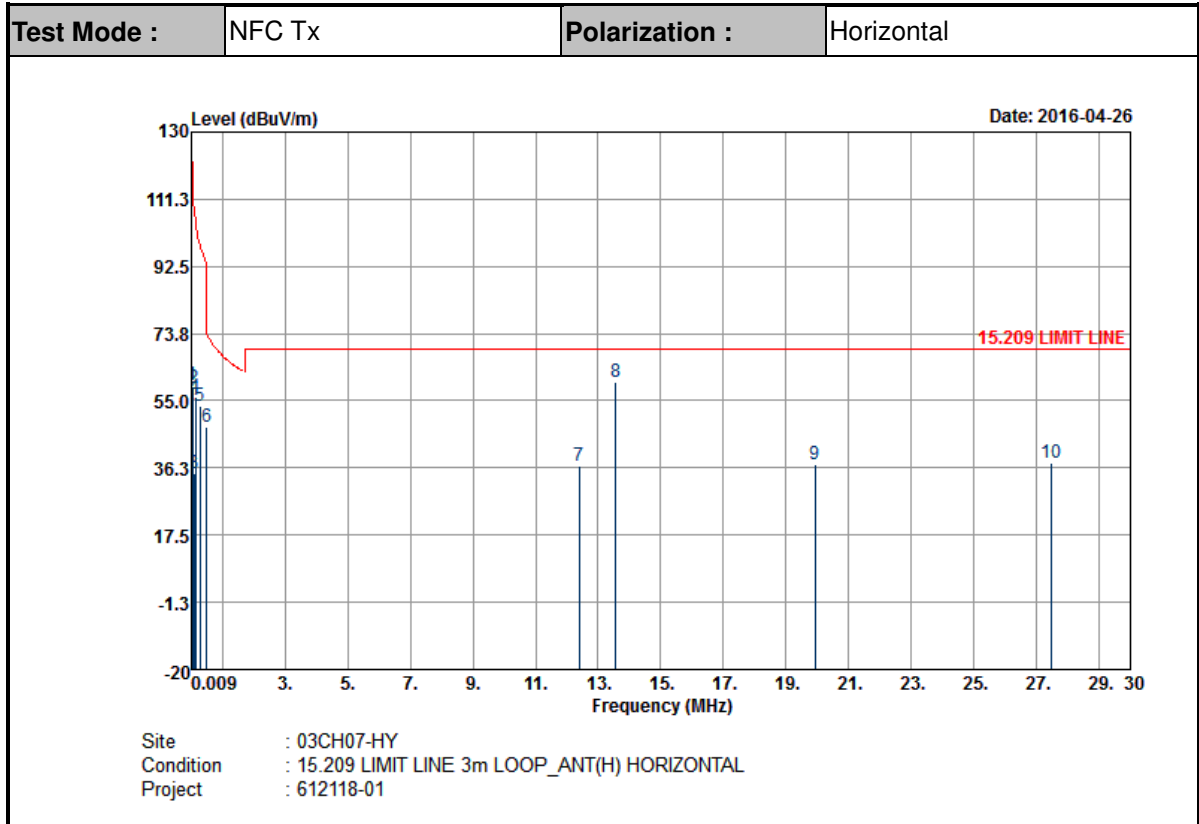


Site : 03CH07-HY
 Condition : 15.225 3m LOOP_ANT(V) VERTICAL
 : RBW:9.000KHz VBW:9.000KHz SWT:Auto
 Project : 612118-01

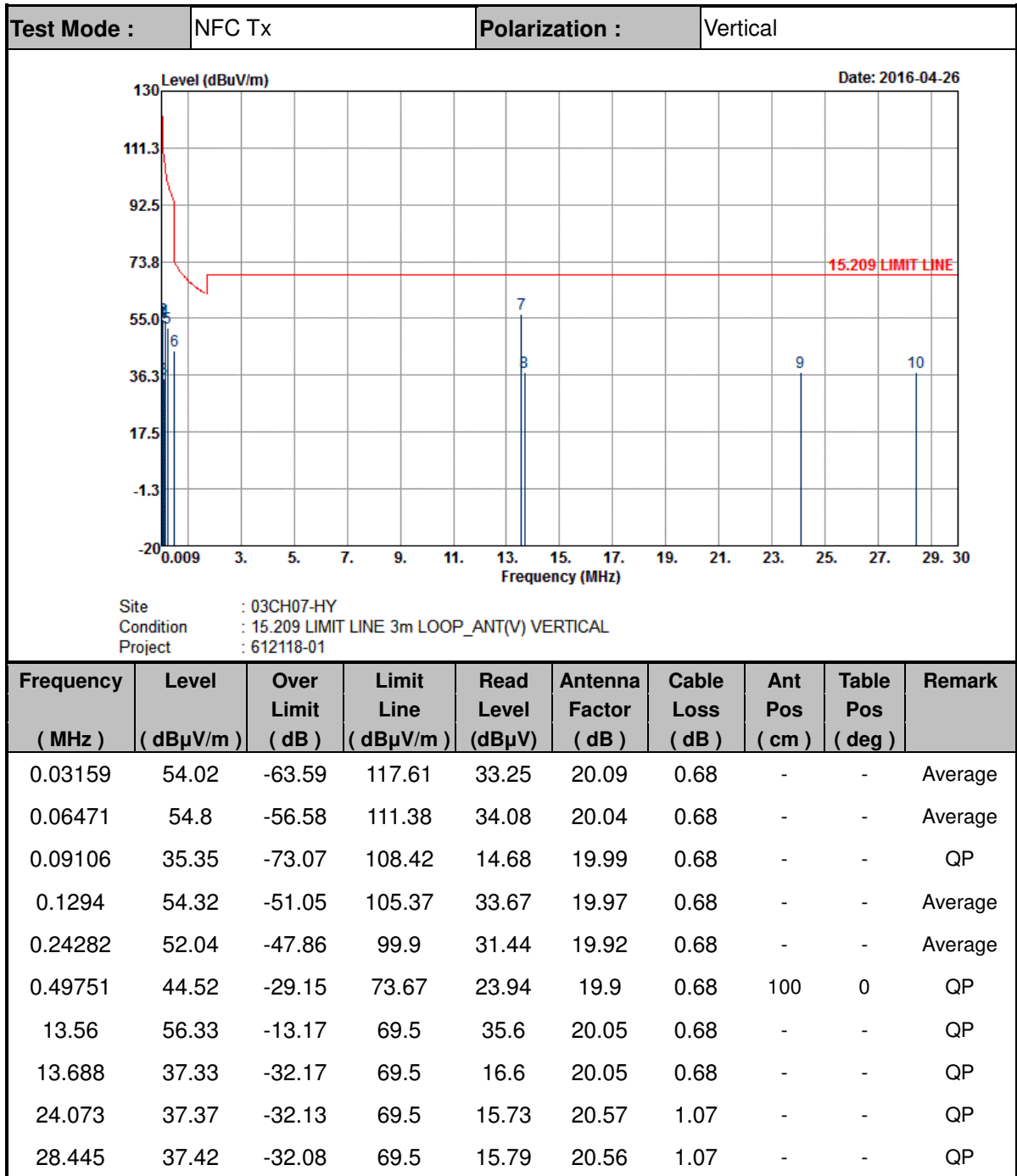
Freq	Level	Over	Limit	ReadAntenna	Cable	A/Pos	T/Pos	Remark	
MHz	dBuV/m	dB	dBuV/m	dBuV	dB/m	dB	cm	deg	
1	13.56	56.33	-67.67	124.00	35.60	20.05	0.68	100	285 QP



Results of Radiated Emissions (9 kHz~30MHz)



Frequency (MHz)	Level (dBμV/m)	Over Limit (dB)	Limit Line (dBμV/m)	Read Level (dBμV)	Antenna Factor (dB)	Cable Loss (dB)	Ant Pos (cm)	Table Pos (deg)	Remark
0.01303	59.52	-65.79	125.31	38.59	20.25	0.68	-	-	Average
0.08013	58.45	-51.08	109.53	37.73	20.04	0.68	-	-	Average
0.09554	34.81	-73.19	108	14.14	19.99	0.68	-	-	QP
0.12944	56.14	-49.22	105.36	35.49	19.97	0.68	-	-	Average
0.27546	53.62	-45.18	98.8	33.02	19.92	0.68	-	-	Average
0.49751	47.55	-26.12	73.67	26.97	19.9	0.68	100	0	QP
12.392	36.95	-32.55	69.5	16.21	20.06	0.68	-	-	QP
13.56	60.05	-9.45	69.5	39.32	20.05	0.68	-	-	QP
19.924	37.29	-32.21	69.5	16.2	20.41	0.68	-	-	QP
27.465	37.57	-31.93	69.5	15.88	20.62	1.07	-	-	QP



End of this report