



FCC RF Test Report

APPLICANT : Sony Mobile Communications Inc.
EQUIPMENT : GSM/WCDMA/LTE Phone+Bluetooth,
DTS/UNII a/b/g/n and NFC
BRAND NAME : Sony
FCC ID : PY7-PM0960
STANDARD : FCC 47 CFR Part 2, 22(H), 24(E)
CLASSIFICATION : PCS Licensed Transmitter Held to Ear (PCE)

The product was received on Jan. 22, 2016 and testing was completed on Mar. 24, 2016. We, SPORTON INTERNATIONAL INC., would like to declare that the tested sample has been evaluated in accordance with the test procedures given in ANSI / TIA / EIA-603-D-2010 and has been in compliance with the applicable technical standards.

The test results in this report apply exclusively to the tested model / sample. Without written approval of SPORTON INTERNATIONAL INC., the test report shall not be reproduced except in full.

Reviewed by: Joseph Lin / Supervisor

Approved by: Jones Tsai / Manager



SPORTON INTERNATIONAL INC.

No. 52, Hwa Ya 1st Rd., Hwa Ya Technology Park, Kwei-Shan District, Tao Yuan City, Taiwan, R.O.C.

SPORTON INTERNATIONAL INC.

TEL : 886-3-327-3456

FAX : 886-3-328-4978

FCC ID : PY7-PM0960

Page Number : 1 of 23

Report Issued Date : Apr. 19, 2016

Report Version : Rev. 02

Report Template No.: BU5-FG22/24/27 Version 1.1



TABLE OF CONTENTS

REVISION HISTORY..... 3

SUMMARY OF TEST RESULT 4

1 GENERAL DESCRIPTION 5

 1.1 Applicant..... 5

 1.2 Manufacturer 5

 1.3 Product Feature of Equipment Under Test 5

 1.4 Modification of EUT 6

 1.5 Maximum ERP/EIRP Power, Frequency Tolerance, and Emission Designator 6

 1.6 Testing Location 7

 1.7 Applicable Standards 7

2 TEST CONFIGURATION OF EQUIPMENT UNDER TEST 8

 2.1 Test Mode..... 8

 2.2 Connection Diagram of Test System 9

 2.3 Support Unit used in test configuration 9

 2.4 Measurement Results Explanation Example 9

3 CONDUCTED TEST RESULT..... 10

 3.1 Measuring Instruments..... 10

 3.2 Test Setup 10

 3.3 Test Result of Conducted Test..... 10

 3.4 Conducted Output Power 11

 3.5 Peak-to-Average Ratio 12

 3.6 99% Occupied Bandwidth and 26dB Bandwidth Measurement..... 13

 3.7 Conducted Band Edge 14

 3.8 Conducted Spurious Emission 15

 3.9 Frequency Stability..... 16

4 RADIATED TEST ITEMS 17

 4.1 Measuring Instruments..... 17

 4.2 Test Setup 17

 4.3 Test Result of Radiated Test..... 17

 4.4 Effective Radiated Power and Effective Isotropic Radiated Power Measurement 18

 4.5 Field Strength of Spurious Radiation Measurement 20

5 LIST OF MEASURING EQUIPMENT 21

6 UNCERTAINTY OF EVALUATION 23

APPENDIX A. TEST RESULTS OF CONDUCTED TEST

APPENDIX B. TEST RESULTS OF RADIATED TEST



REVISION HISTORY

REPORT NO.	VERSION	DESCRIPTION	ISSUED DATE
FG612117-01A	Rev. 01	Initial issue of report	Apr. 05, 2016
FG612117-01A	Rev. 02	Revising Effective Radiated Power and Effective Isotropic Radiated Power Measurement test watts in section 1.5 and Appendix B.	Apr. 19, 2016



SUMMARY OF TEST RESULT

Report Section	FCC Rule	Description	Limit	Result	Remark
3.4	§2.1046	Conducted Output Power	Reporting Only	PASS	-
3.5	§24.232(d)	Peak-to-Average Ratio	< 13 dB	PASS	-
3.6	§2.1049 §22.917(b) §24.238(b)	Occupied Bandwidth	Reporting Only	PASS	-
3.7	§2.1051 §22.917(a) §24.238(a)	Band Edge Measurement	< 43+10log10(P[Watts])	PASS	-
3.8	§2.1051 §22.917(a) §24.238(a)	Conducted Emission	< 43+10log10(P[Watts])	PASS	-
3.9	§2.1055 §22.355	Frequency Stability for Temperature & Voltage	< 2.5 ppm for Part 22	PASS	-
	§2.1055 §24.235		Within Authorized Band		
4.4	§22.913(a)(2)	Effective Radiated Power	< 7 Watts	PASS	-
	§24.232(c)	Equivalent Isotropic Radiated Power	< 2 Watts		
4.5	§2.1053 §22.917(a) §24.238(a)	Field Strength of Spurious Radiation	< 43+10log10(P[Watts])	PASS	Under limit 28.43 dB at 2544.000 MHz



1 General Description

1.1 Applicant

Sony Mobile Communications Inc.

4-12-3 Higashi-Shinagawa, Shinagawa-ku, Tokyo, 140-0002, Japan

1.2 Manufacturer

Sony Mobile Communications Inc.

4-12-3 Higashi-Shinagawa, Shinagawa-ku, Tokyo, 140-0002, Japan

1.3 Product Feature of Equipment Under Test

GSM/WCDMA/LTE, Bluetooth, DTS/UNII, a/b/g/n, GPS and NFC

Product Specification subjective to this standard	
Antenna Type	Coupling type (LDS) Antenna

EUT Information List				
IMEI	HW Version	SW Version	S/N	Performed Test Item
004402455903785	A	33.2.A.0.19	RQ3000DS8Z	RF Conducted Measurement Radiated Spurious Emission ERP/EIRP Test

Accessory List	
AC Adapter	Model No. : EP800
	Type No. : CAA-0002016-US B
	S/N : 3113W22608039
Earphone	Model No. : MH410c
	Type No. : AG-1110
	S/N : 13511E570075F40
USB Cable	Model No. : UCB16
	Type No. : AI-0142
	S/N : N/A

Note:

1. Above EUT list and accessory list used are electrically identical per declared by manufacturer.
2. Above the accessories list are used to exercise the EUT during test.
3. For other wireless features of this EUT, test report will be issued separately.



1.4 Modification of EUT

No modifications are made to the EUT during all test items.

1.5 Maximum ERP/EIRP Power, Frequency Tolerance, and Emission Designator

FCC Rule	System	Type of Modulation	Maximum ERP/EIRP (W)	Frequency Tolerance (ppm)	Emission Designator
Part 22	GSM850 GPRS class 8	GMSK	0.5649	0.0084 ppm	248KGXW
Part 22	GSM850 EDGE class 8	8PSK	0.1227	0.0048 ppm	252KG7W
Part 22	WCDMA Band V RMC 12.2Kbps	QPSK	0.0834	0.0167 ppm	4M22F9W
Part 24	GSM1900 GPRS class 8	GMSK	0.8395	0.0122 ppm	248KGXW
Part 24	GSM1900 EDGE class 8	8PSK	0.3451	0.0059 ppm	251KG7W
Part 24	WCDMA Band II RMC 12.2Kbps	QPSK	0.1343	0.0096 ppm	4M22F9W

1.6 Testing Location

Sporton Lab is accredited to ISO 17025 by Taiwan Accreditation Foundation (TAF code : 1190) and the FCC designation No. TW1022 under the FCC 2.948(e) by Mutual Recognition Agreement (MRA) in FCC Test.

Test Site	SPORTON INTERNATIONAL INC.
Test Site Location	No. 52, Hwa Ya 1 st Rd., Hwa Ya Technology Park, Kwei-Shan District, Tao Yuan City, Taiwan, R.O.C. TEL: +886-3-327-3456 FAX: +886-3-328-4978
Test Site No.	Sporton Site No.
	TH03-HY

Test Site	SPORTON INTERNATIONAL INC.
Test Site Location	No.58, Aly. 75, Ln. 564, Wenhua 3rd Rd. Guishan Dist, Taoyuan City, Taiwan (R.O.C.) TEL: +886-3-327-0868 FAX: +886-3-327-0855
Test Site No.	Sporton Site No.
	03CH11-HY

1.7 Applicable Standards

According to the specifications of the manufacturer, the EUT must comply with the requirements of the following standards:

- 47 CFR Part 2, 22(H), 24(E)
- ANSI / TIA / EIA-603-D-2010
- FCC KDB 971168 D01 Power Meas. License Digital Systems v02r02

Remark:

1. All test items were verified and recorded according to the standards and without any deviation during the test.
2. This EUT has also been tested and complied with the requirements of FCC Part 15, Subpart B, recorded in a separate test report.



2 Test Configuration of Equipment Under Test

2.1 Test Mode

Antenna port conducted and radiated test items were performed according to KDB 971168 D01 Power Meas. License Digital Systems v02r02 with maximum output power.

Radiated measurements were performed with rotating EUT in different three orthogonal test planes to find the maximum emission.

Radiated emissions were investigated as following frequency range:

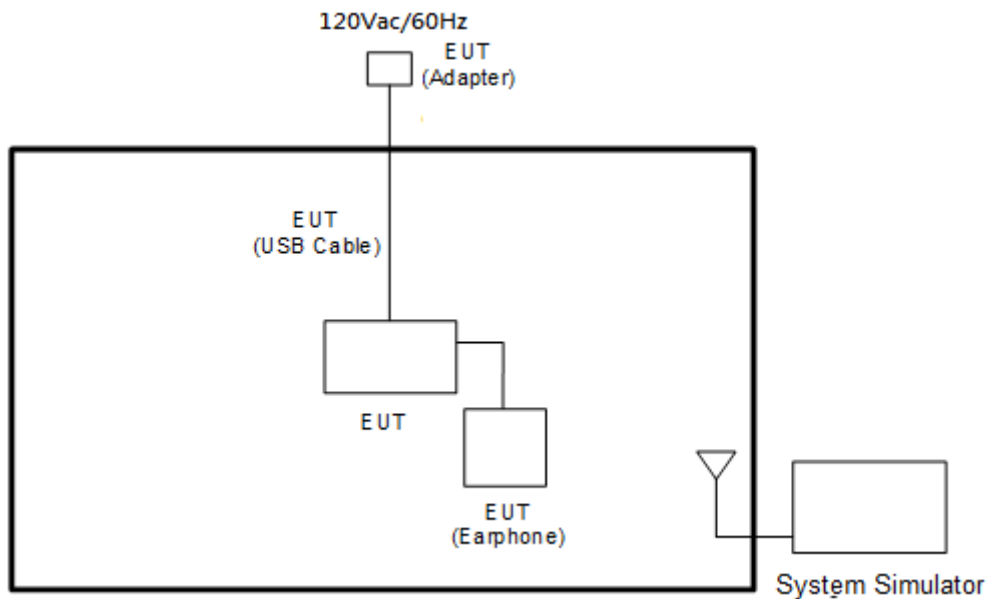
1. 30 MHz to 9000 MHz for GSM850 and WCDMA Band V.
2. 30 MHz to 19000 MHz for GSM1900 and WCDMA Band II.

All modes and data rates and positions were investigated.

Test modes are chosen to be reported as the worst case configuration below:

Test Modes		
Band	Radiated TCs	Conducted TCs
GSM 850	<ul style="list-style-type: none"> ■ GPRS class 8 Link ■ EDGE class 8 Link 	<ul style="list-style-type: none"> ■ GPRS class 8 Link ■ EDGE class 8 Link
GSM 1900	<ul style="list-style-type: none"> ■ GPRS class 8 Link ■ EDGE class 8 Link 	<ul style="list-style-type: none"> ■ GPRS class 8 Link ■ EDGE class 8 Link
WCDMA Band V	<ul style="list-style-type: none"> ■ RMC 12.2Kbps Link 	<ul style="list-style-type: none"> ■ RMC 12.2Kbps Link
WCDMA Band II	<ul style="list-style-type: none"> ■ RMC 12.2Kbps Link 	<ul style="list-style-type: none"> ■ RMC 12.2Kbps Link

2.2 Connection Diagram of Test System



2.3 Support Unit used in test configuration

Item	Equipment	Trade Name	Model No.	FCC ID	Data Cable	Power Cord
1.	System Simulator	R&S	CMU 200	N/A	N/A	Unshielded, 1.8 m

2.4 Measurement Results Explanation Example

For all conducted test items:

The offset level is set in the spectrum analyzer to compensate the RF cable loss and attenuator factor between RF conducted output port and spectrum analyzer. With the offset compensation, the spectrum analyzer reading level will be exactly the RF output level.

The spectrum analyzer offset is derived from RF cable loss and attenuator factor.

Offset = RF cable loss + attenuator factor.

The following shows an offset computation example with RF cable loss 4.2 dB and a 10dB attenuator.

Example :

$$\begin{aligned} \text{Offset(dB)} &= \text{RF cable loss(dB)} + \text{attenuator factor(dB)}. \\ &= 4.2 + 10 = 14.2 \text{ (dB)} \end{aligned}$$

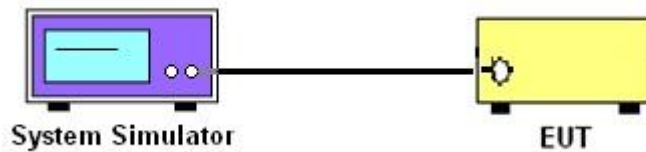
3 Conducted Test Result

3.1 Measuring Instruments

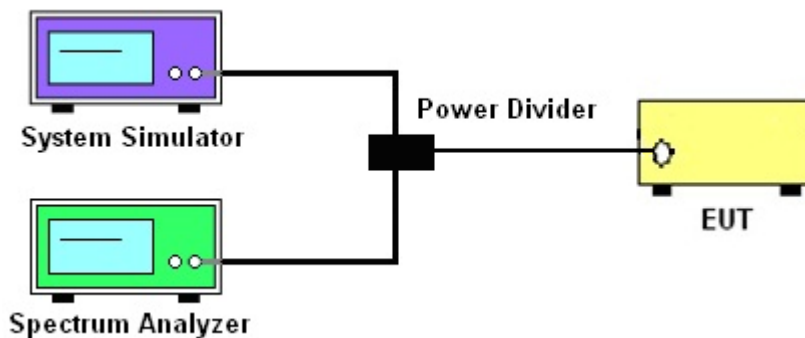
See list of measuring instruments of this test report.

3.2 Test Setup

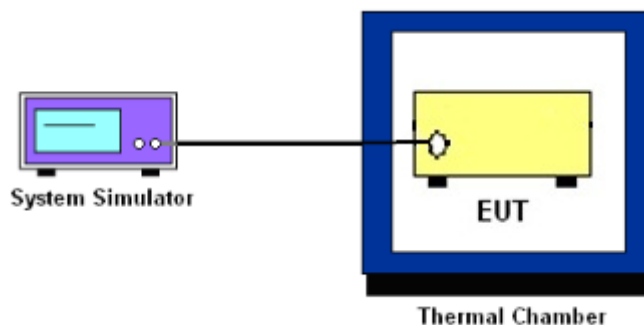
3.2.1 Conducted Output Power



3.2.2 Peak-to-Average Ratio, Occupied Bandwidth, Conducted Band-Edge and Conducted Spurious Emission



3.2.3 Frequency Stability



3.3 Test Result of Conducted Test

Please refer to Appendix A.



3.4 Conducted Output Power

3.4.1 Description of the Conducted Output Power

A system simulator was used to establish communication with the EUT. Its parameters were set to enforce EUT transmitting at the maximum power. The measured power in the radio frequency on the transmitter output terminals shall be reported.

3.4.2 Test Procedures

1. The transmitter output port was connected to the system simulator.
2. Set EUT at maximum power through system simulator.
3. Select lowest, middle, and highest channels for each band and different modulation.
4. Measure the maximum burst average power for GSM and maximum average power for other modulation signal.



3.5 Peak-to-Average Ratio

3.5.1 Description of the PAR Measurement

The peak-to-average ratio (PAR) of the transmission may not exceed 13 dB.

3.5.2 Test Procedures

1. The testing follows FCC KDB 971168 D01 v02r02 Section 5.7.1.
2. The EUT was connected to spectrum analyzer and system simulator via a power divider.
3. Set EUT to transmit at maximum output power.
4. When the duty cycle is less than 98%, then signal gating will be implemented on the spectrum analyzer by triggering from the system simulator.
5. Set the CCDF (Complementary Cumulative Distribution Function) option of the spectrum analyzer.
Record the maximum PAPR level associated with a probability of 0.1%.



3.6 99% Occupied Bandwidth and 26dB Bandwidth Measurement

3.6.1 Description of 99% Occupied Bandwidth and 26dB Bandwidth Measurement

The occupied bandwidth is the width of a frequency band such that, below the lower and above the upper frequency limits, the mean powers emitted are each equal to a specified percentage 0.5% of the total mean transmitted power.

The 26 dB emission bandwidth is defined as the frequency range between two points, one above and one below the carrier frequency, at which the spectral density of the emission is attenuated 26 dB below the maximum in-band spectral density of the modulated signal. Spectral density (power per unit bandwidth) is to be measured with a detector of resolution bandwidth equal to approximately 1.0% of the emission bandwidth.

3.6.2 Test Procedures

1. The testing follows FCC KDB 971168 v02r02 Section 4.2.
2. The EUT was connected to spectrum analyzer and system simulator via a power divider.
3. The spectrum analyzer center frequency is set to the nominal EUT channel center frequency. The span range for the spectrum analyzer shall be between two and five times the anticipated OBW.
4. The nominal resolution bandwidth (RBW) shall be in the range of 1 to 5 % of the anticipated OBW, and the VBW shall be at least 3 times the RBW.
5. Set the detection mode to peak, and the trace mode to max hold.
6. Determine the reference value: Set the EUT to transmit a modulated signal. Allow the trace to stabilize. Set the spectrum analyzer marker to the highest level of the displayed trace.
(this is the reference value)
7. Determine the “-26 dB down amplitude” as equal to (Reference Value – X).
8. Place two markers, one at the lowest and the other at the highest frequency of the envelope of the spectral display such that each marker is at or slightly below the “-X dB down amplitude” determined in step 6. If a marker is below this “-X dB down amplitude” value it shall be placed as close as possible to this value. The OBW is the positive frequency difference between the two markers.
9. Use the 99 % power bandwidth function of the spectrum analyzer and report the measured bandwidth.



3.7 Conducted Band Edge

3.7.1 Description of Conducted Band Edge Measurement

The power of any emission outside of the authorized operating frequency ranges must be lower than the transmitter power (P) by a factor of at least $43 + 10 \log (P)$ dB.

3.7.2 Test Procedures

1. The testing follows FCC KDB 971168 D01 v02r02 Section 6.0.
2. The EUT was connected to the spectrum analyzer and system simulator via a power divider.
3. The RF output of EUT was connected to the spectrum analyzer by an RF cable and attenuator. The path loss was compensated to the results for each measurement.
4. The band edges of low and high channels for the highest RF powers were measured.
5. The RF fundamental frequency should be excluded against the limit line in the operating frequency band.
6. The limit line is derived from $43 + 10\log(P)$ dB below the transmitter power P(Watts)
= $P(W) - [43 + 10\log(P)]$ (dB)
= $[30 + 10\log(P)]$ (dBm) - $[43 + 10\log(P)]$ (dB)
= -13dBm.



3.8 Conducted Spurious Emission

3.8.1 Description of Conducted Spurious Emission Measurement

The power of any emission outside of the authorized operating frequency ranges must be lower than the transmitter power (P) by a factor of at least $43 + 10 \log (P)$ dB.

It is measured by means of a calibrated spectrum analyzer and scanned from 30 MHz up to a frequency including its 10th harmonic.

3.8.2 Test Procedures

1. The testing follows FCC KDB 971168 D01 v02r02 Section 6.0.
2. The EUT was connected to the spectrum analyzer and system simulator via a power divider.
3. The RF output of EUT was connected to the spectrum analyzer by an RF cable and attenuator. The path loss was compensated to the results for each measurement.
4. The middle channel for the highest RF power within the transmitting frequency was measured.
5. The conducted spurious emission for the whole frequency range was taken.
6. The RF fundamental frequency should be excluded against the limit line in the operating frequency band.
7. The limit line is derived from $43 + 10\log(P)$ dB below the transmitter power P(Watts)
= $P(W) - [43 + 10\log(P)]$ (dB)
= $[30 + 10\log(P)]$ (dBm) - $[43 + 10\log(P)]$ (dB)
= -13dBm.



3.9 Frequency Stability

3.9.1 Description of Frequency Stability Measurement

The frequency stability shall be measured by variation of ambient temperature and variation of primary supply voltage to ensure that the fundamental emission stays within the authorized frequency block. The frequency stability of the transmitter shall be maintained within $\pm 0.00025\%$ ($\pm 2.5\text{ppm}$) of the center frequency.

3.9.2 Test Procedures for Temperature Variation

1. The testing follows FCC KDB 971168 D01 v02r02 Section 9.0.
2. The EUT was set up in the thermal chamber and connected with the system simulator.
3. With power OFF, the temperature was decreased to -30°C and the EUT was stabilized before testing. Power was applied and the maximum change in frequency was recorded within one minute.
4. With power OFF, the temperature was raised in 10°C steps up to 50°C . The EUT was stabilized at each step for at least half an hour. Power was applied and the maximum frequency change was recorded within one minute.

3.9.3 Test Procedures for Voltage Variation

1. The testing follows FCC KDB 971168 D01 v02r02 Section 9.0.
2. The EUT was placed in a temperature chamber at $25\pm 5^{\circ}\text{C}$ and connected with the system simulator.
3. The power supply voltage to the EUT was varied from 85% to 115% of the nominal value measured at the input to the EUT.
4. The variation in frequency was measured for the worst case.

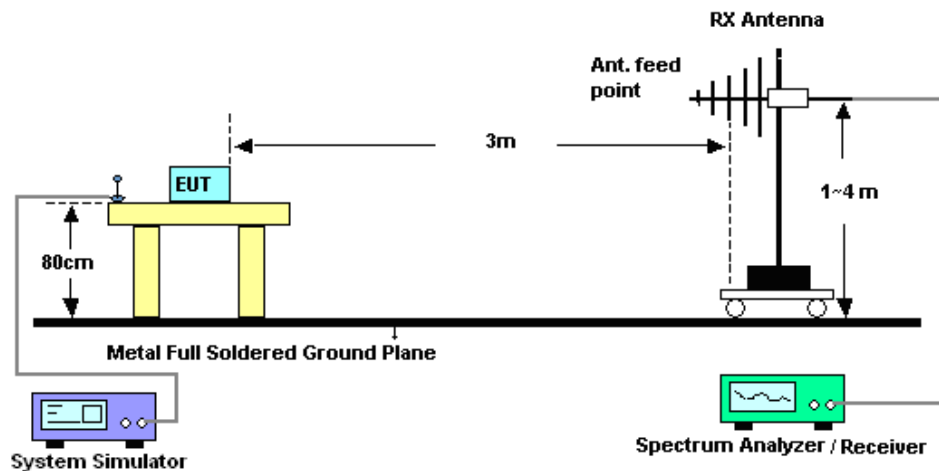
4 Radiated Test Items

4.1 Measuring Instruments

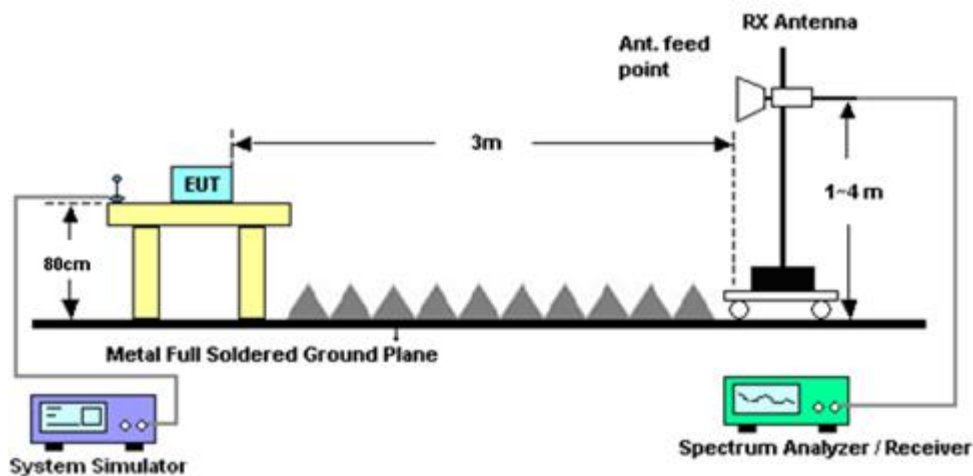
See list of measuring instruments of this test report.

4.2 Test Setup

4.2.1 For radiated test from 30MHz to 1GHz



4.2.2 For radiated test above 1GHz



4.3 Test Result of Radiated Test

Please refer to Appendix B.



4.4 Effective Radiated Power and Effective Isotropic Radiated Power Measurement

4.4.1 Description of the ERP/EIRP Measurement

The substitution method, in ANSI / TIA / EIA-603-D-2010, was used for ERP/EIRP measurement, and the spectrum analyzer configuration follows KDB 971168 D01 Power Meas. License Digital Systems v02r02. The ERP of mobile transmitters must not exceed 7 Watts (Cellular Band) and the EIRP of mobile transmitters are limited to 2 Watts (PCS Band)

4.4.2 Test Procedures

1. The testing follows FCC KDB 971168 D01 v02r02 Section 5.2.1. (for CDMA/WCDMA), Section 5.2.2.2 (for GSM/GPRS/EDGE) and ANSI / TIA-603-D-2010 Section 2.2.17.
2. The EUT was placed on a non-conductive rotating platform 0.8 meters high in a semi-anechoic chamber. The radiated emission at the fundamental frequency was measured at 3 m with a test antenna and a spectrum analyzer with RMS detector per section 5. of KDB 971168 D01.
3. During the measurement, the system simulator parameters were set to force the EUT transmitting at maximum output power. The maximum emission was recorded from analyzer power level (LVL) from the 360 degrees rotation of the turntable and the test antenna raised and lowered over a range from 1 to 4 meters in both horizontally and vertically polarized orientations.
4. Effective Isotropic Radiated Power (EIRP) was measured by substitution method according to TIA/EIA-603-D. The EUT was replaced by the substitution antenna at same location, and then a known power from S.G. was applied into the dipole antenna through a Tx cable, and then recorded the maximum Analyzer reading through raised and lowered the test antenna. The correction factor (in dB) = S.G. - Tx Cable loss + Substitution antenna gain - Analyzer reading. Then the EUT's EIRP was calculated with the correction factor, $EIRP = LVL + \text{Correction factor}$ and $ERP = EIRP - 2.15$. Take the record of the output power at substitution antenna.



	GSM/GPRS/EDGE	WCDMA/HSPA
SPAN	500kHz	10MHz
RBW	10kHz	100kHz
VBW	30kHz	300kHz
Detector	RMS	RMS
Trace	Average	Average
Average Type	Power	Power
Sweep Count	100	100



4.5 Field Strength of Spurious Radiation Measurement

4.5.1 Description of Field Strength of Spurious Radiated Measurement

The power of any emission outside of the authorized operating frequency ranges must be attenuated below the transmitter power (P) by a factor of at least $43 + 10 \log (P)$ dB. The spectrum is scanned from 30 MHz up to a frequency including its 10th harmonic.

4.5.2 Test Procedures

1. The testing follows FCC KDB 971168 D01 v02r02 Section 5.8 and ANSI / TIA-603-D-2010 Section 2.2.12.
2. The EUT was placed on a rotatable wooden table 0.8 meters above the ground.
3. The EUT was set 3 meters from the receiving antenna, which was mounted on the antenna tower.
4. The table was rotated 360 degrees to determine the position of the highest spurious emission.
5. The height of the receiving antenna is varied between one meter and four meters to search for the maximum spurious emission for both horizontal and vertical polarizations.
6. Make the measurement with the spectrum analyzer's RBW = 1MHz, VBW = 3MHz, taking record of maximum spurious emission.
7. A horn antenna was substituted in place of the EUT and was driven by a signal generator.
8. Tune the output power of signal generator to the same emission level with EUT maximum spurious emission.
9. Taking the record of output power at antenna port.
10. Repeat step 7 to step 8 for another polarization.
11. $EIRP \text{ (dBm)} = S.G. \text{ Power} - Tx \text{ Cable Loss} + Tx \text{ Antenna Gain}$
12. $ERP \text{ (dBm)} = EIRP - 2.15$
13. The RF fundamental frequency should be excluded against the limit line in the operating frequency band.
14. The limit line is derived from $43 + 10\log(P)$ dB below the transmitter power P(Watts)
 $= P(W) - [43 + 10\log(P)] \text{ (dB)}$
 $= [30 + 10\log(P)] \text{ (dBm)} - [43 + 10\log(P)] \text{ (dB)}$
 $= -13\text{dBm}.$



5 List of Measuring Equipment

Instrument	Manufacturer	Model No.	Serial No.	Characteristics	Calibration Date	Test Date	Due Date	Remark
Hygrometer	Testo	608-H1	34893241	N/A	May. 04, 2015	Feb. 22, 2016	May. 03, 2016	Conducted (TH03-HY)
Spectrum Analyzer	Rohde & Schwarz	FSP30	101329	9kHz~30GHz	Jun. 24, 2015	Feb. 22, 2016	Jun. 23, 2016	Conducted (TH03-HY)
Temperature Chamber	ESPEC	SU-641	92013721	-30°C ~70°C	Nov. 20, 2015	Feb. 22, 2016	Nov. 19, 2016	Conducted (TH03-HY)
RF Cable	JYEBAO	K30K30-5003-0.5M40	N/A	0.1MHz~40GHz	Mar. 23, 2015	Feb. 22, 2016	Mar. 22, 2016	Conducted (TH03-HY)
Base Station(Measur e)	Rohde & Schwarz	CMU200	117995	GSM / GPRS / WCDMA / CDMA	Jul. 26, 2015	Feb. 22, 2016	Jul. 25, 2016	Conducted (TH03-HY)
Amplifier	SONOMA	310N	187312	9kHz~1GHz	Nov. 20, 2015	Feb. 09, 2016 ~ Mar. 24, 2016	Nov. 19, 2016	Radiation (03CH11-HY)
Bilog Antenna	TESEQ	CBL 6111D	35414	30MHz~1GHz	Nov. 17, 2015	Feb. 09, 2016 ~ Mar. 24, 2016	Nov. 16, 2016	Radiation (03CH11-HY)
Horn Antenna	SCHWARZBE CK	BBHA 9120 D	9120D-1326	1GHz ~ 18GHz	Oct. 08, 2015	Feb. 09, 2016 ~ Mar. 24, 2016	Oct. 07, 2016	Radiation (03CH11-HY)
Hygrometer	TECEP	DTN-303B	TP140325	N/A	Nov. 17, 2015	Feb. 09, 2016 ~ Mar. 24, 2016	Nov. 16, 2016	Radiation (03CH11-HY)
Preamplifier	Keysight	83017A	MY53270080	1GHz~26.5GHz	Nov. 19, 2015	Feb. 09, 2016 ~ Mar. 24, 2016	Nov. 18, 2016	Radiation (03CH11-HY)
Preamplifier	MITEQ	AMF-7D-0010 1800-30-10P	1902247	1GHz~18GHz	Jul. 01, 2015	Feb. 09, 2016 ~ Mar. 24, 2016	Jun. 30, 2016	Radiation (03CH11-HY)
Spectrum Analyzer	Keysight	N9010A	MY54200486	10Hz ~ 44GHz	Sep. 24, 2015	Feb. 09, 2016 ~ Mar. 24, 2016	Sep. 23, 2016	Radiation (03CH11-HY)
Controller	EMEC	EM 1000	N/A	Control Turn table & Ant Mast	N/A	Feb. 09, 2016 ~ Mar. 24, 2016	N/A	Radiation (03CH11-HY)
Antenna Mast	EMEC	AM-BS-4500-B	N/A	1~4m	N/A	Feb. 09, 2016 ~ Mar. 24, 2016	N/A	Radiation (03CH11-HY)
Turn Table	EMEC	TT 2000	N/A	0-360 degree	N/A	Feb. 09, 2016 ~ Mar. 24, 2016	N/A	Radiation (03CH11-HY)
SHF-EHF Horn Antenna	SCHWARZBE CK	BBHA 9170	BBHA9170584	18GHz- 40GHz	Nov. 02, 2015	Feb. 09, 2016 ~ Mar. 24, 2016	Nov. 01, 2016	Radiation (03CH11-HY)
Preamplifier	MITEQ	JS44-1800400 0-33-8P	1840917	18GHz ~ 40GHz	Jun. 02, 2015	Feb. 09, 2016 ~ Mar. 24, 2016	Jun. 01, 2016	Radiation (03CH11-HY)
RF Cable	HUBER + SUHNER	SUCOFLEX 104	MY9837/4 MY28419/4MY 28654/4	30MHz~40GHz	Nov. 05, 2015	Feb. 09, 2016 ~ Mar. 24, 2016	Nov. 04, 2016	Radiation (03CH11-HY)
RF Cable	HUBER + SUHNER	SUCOFLEX 104	MY9837/4 MY28419/4MY 28654/4	9kHz~30MHz	Sep. 14, 2015	Feb. 09, 2016 ~ Mar. 24, 2016	Sep. 13, 2016	Radiation (03CH11-HY)



Instrument	Manufacturer	Model No.	Serial No.	Characteristics	Calibration Date	Test Date	Due Date	Remark
Filter	Wainwright	WLKS1200-8S S	SN3	1.2G Low Pass	Oct. 01, 2015	Feb. 09, 2016 ~ Mar. 24, 2016	Sep. 30, 2016	Radiation (03CH11-HY)
Filter	Wainwright	WHK1.5/15G-1 0SS	SN32	1.5G High Pass	Oct. 01, 2015	Feb. 09, 2016 ~ Mar. 24, 2016	Sep. 30, 2016	Radiation (03CH11-HY)
Filter	Microwave	H3G018G1	SN477220	3.0G High Pass	Oct. 01, 2015	Feb. 09, 2016 ~ Mar. 24, 2016	Sep. 30, 2016	Radiation (03CH11-HY)
Notch Filter	Wainwright	WRCG824/849 -40/8SS	SN35	CDMA 850	Oct. 01, 2015	Feb. 09, 2016 ~ Mar. 24, 2016	Sep. 30, 2016	Radiation (03CH11-HY)
Notch Filter	Wainwright	WRCT1850/19 10-40/8SS	SN21	1900	Oct. 01, 2015	Feb. 09, 2016 ~ Mar. 24, 2016	Sep. 30, 2016	Radiation (03CH11-HY)
Notch Filter	Wainwright	WLKS1200-8S S	SN3	1.2G Low Pass	Oct. 01, 2015	Feb. 09, 2016 ~ Mar. 24, 2016	Sep. 30, 2016	Radiation (03CH11-HY)
Test Software	N/A	E3	6.2009-8-24	N/A	N/A	Feb. 09, 2016 ~ Mar. 24, 2016	N/A	Radiation (03CH11-HY)



6 Uncertainty of Evaluation

Uncertainty of Radiated Emission Measurement (30 MHz ~ 1000 MHz)

Measuring Uncertainty for a Level of Confidence of 95% ($U = 2Uc(y)$)	4.90
---	------

Uncertainty of Radiated Emission Measurement (1 GHz ~ 18 GHz)

Measuring Uncertainty for a Level of Confidence of 95% ($U = 2Uc(y)$)	5.00
---	------

Uncertainty of Radiated Emission Measurement (18 GHz ~ 40 GHz)

Measuring Uncertainty for a Level of Confidence of 95% ($U = 2Uc(y)$)	5.20
---	------



Appendix A. Test Results of Conducted Test

Conducted Output Power(Average power)

Conducted Power (*Unit: dBm)						
Band	GSM850			GSM1900		
Channel	128	189	251	512	661	810
Frequency	824.2	836.4	848.8	1850.2	1880.0	1909.8
GSM	32.42	32.44	32.36	29.84	29.75	29.61
GPRS class 8	32.46	32.45	32.37	29.86	29.78	29.64
GPRS class 10	28.98	28.95	28.91	26.67	26.74	26.71
GPRS class 11	27.51	27.50	27.47	24.53	24.60	24.58
GPRS class 12	26.97	26.94	26.89	24.41	24.46	24.49
EGPRS class 8	27.27	27.24	27.05	26.48	26.50	26.50
EGPRS class 10	26.75	26.70	26.55	25.72	25.81	25.75
EGPRS class 11	26.34	26.26	26.10	25.23	25.33	25.30
EGPRS class 12	26.11	26.06	25.92	24.49	24.57	24.51

Conducted Power (*Unit: dBm)						
Band	WCDMA Band V			WCDMA Band II		
Channel	4132	4182	4233	9262	9400	9538
Frequency	826.4	836.4	846.6	1852.4	1880	1907.6
RMC 12.2K	24.08	23.95	24.38	22.32	22.36	22.49
HSDPA Subtest-1	23.10	23.06	23.28	21.37	21.40	21.66
HSDPA Subtest-2	23.08	23.05	23.27	21.35	21.37	21.63
HSDPA Subtest-3	22.62	22.52	22.89	20.91	20.92	21.14
HSDPA Subtest-4	22.58	22.46	22.85	20.84	20.86	21.08
HSUPA Subtest-1	21.06	21.02	21.33	19.44	19.41	19.56
HSUPA Subtest-2	21.04	21.01	21.31	19.38	19.36	19.50
HSUPA Subtest-3	22.05	22.02	22.35	20.38	20.33	20.52
HSUPA Subtest-4	20.59	20.55	20.75	18.95	18.81	19.10
HSUPA Subtest-5	23.10	23.01	23.32	21.32	21.36	21.57



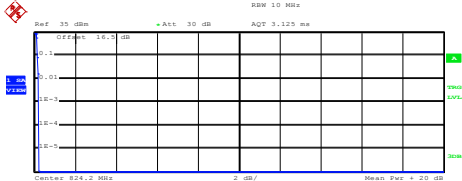
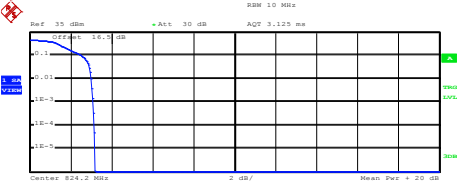
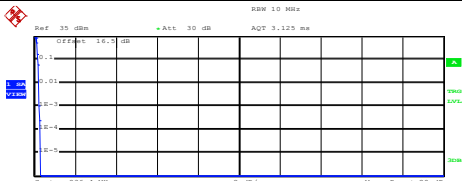
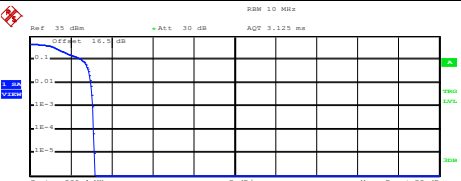


A1. GSM

Peak-to-Average Ratio

Mode	GSM850		Limit: 13dB
Mod.	GPRS class 8	EDGE class 8	Result
Lowest CH	0.24	3.08	PASS
Middle CH	0.24	3.08	
Highest CH	0.20	3.16	

Mode	GSM1900		Limit: 13dB
Mod.	GPRS class 8	EDGE class 8	Result
Lowest CH	0.16	3.16	PASS
Middle CH	0.24	3.04	
Highest CH	0.28	3.08	



GSM850 (GPRS class 8)	GSM850 (EDGE class 8)
<p style="text-align: center;">Lowest Channel</p>  <p style="text-align: center;">Complementary Cumulative Distribution Function (100000 samples) Trace 1</p> <p>Mean 32.33 dBm Peak 32.57 dBm Crest 0.23 dB</p> <p>10 % 0.16 dB 1 % 0.20 dB .1 % 0.24 dB .01 % 0.24 dB</p> <p>Date: 22.FEB.2016 10:26:08</p>	<p style="text-align: center;">Lowest Channel</p>  <p style="text-align: center;">Complementary Cumulative Distribution Function (100000 samples) Trace 1</p> <p>Mean 27.01 dBm Peak 30.17 dBm Crest 3.16 dB</p> <p>10 % 2.52 dB 1 % 3.00 dB .1 % 3.08 dB .01 % 3.16 dB</p> <p>Date: 22.FEB.2016 10:52:52</p>
<p style="text-align: center;">Middle Channel</p>  <p style="text-align: center;">Complementary Cumulative Distribution Function (100000 samples) Trace 1</p> <p>Mean 32.42 dBm Peak 32.71 dBm Crest 0.29 dB</p> <p>10 % 0.20 dB 1 % 0.24 dB .1 % 0.24 dB .01 % 0.32 dB</p> <p>Date: 22.FEB.2016 10:26:25</p>	<p style="text-align: center;">Middle Channel</p>  <p style="text-align: center;">Complementary Cumulative Distribution Function (100000 samples) Trace 1</p> <p>Mean 26.80 dBm Peak 29.96 dBm Crest 3.16 dB</p> <p>10 % 2.52 dB 1 % 3.00 dB .1 % 3.08 dB .01 % 3.12 dB</p> <p>Date: 22.FEB.2016 10:53:12</p>
<p style="text-align: center;">Highest Channel</p>  <p style="text-align: center;">Complementary Cumulative Distribution Function (100000 samples) Trace 1</p> <p>Mean 32.82 dBm Peak 33.06 dBm Crest 0.24 dB</p> <p>10 % 0.16 dB 1 % 0.20 dB .1 % 0.20 dB .01 % 0.24 dB</p> <p>Date: 22.FEB.2016 10:26:44</p>	<p style="text-align: center;">Highest Channel</p>  <p style="text-align: center;">Complementary Cumulative Distribution Function (100000 samples) Trace 1</p> <p>Mean 26.67 dBm Peak 29.89 dBm Crest 3.22 dB</p> <p>10 % 2.56 dB 1 % 3.04 dB .1 % 3.16 dB .01 % 3.20 dB</p> <p>Date: 22.FEB.2016 10:53:30</p>



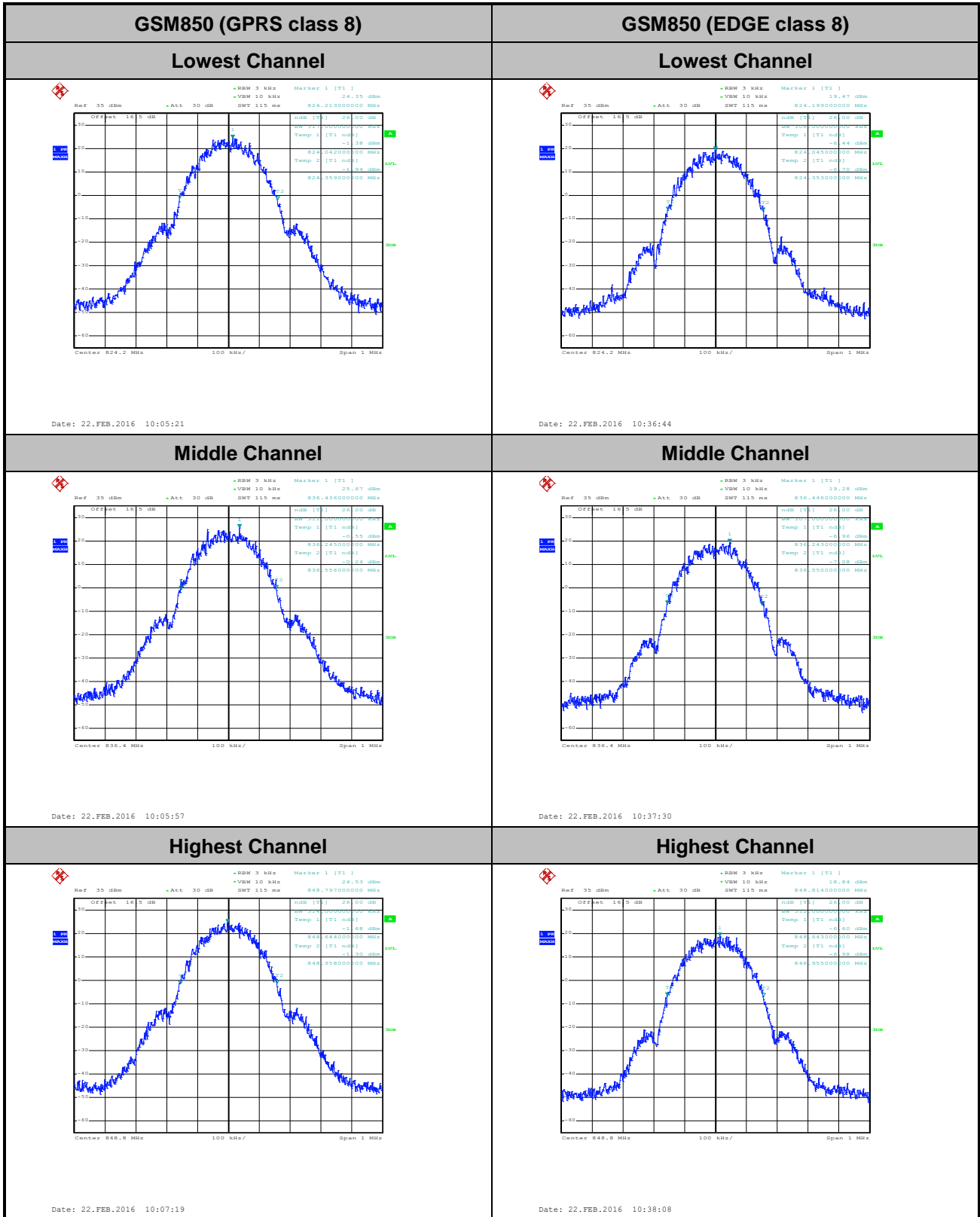
GSM1900 (GPRS class 8)	GSM1900 (EDGE class 8)
<p align="center">Lowest Channel</p> <p align="center">Complementary Cumulative Distribution Function (100000 samples) Trace 1</p> <p>Mean 29.59 dBm Peak 29.82 dBm Crest 0.23 dB</p> <p>10 % 0.16 dB 1 % 0.16 dB .1 % 0.16 dB .01 % 0.24 dB</p> <p>Date: 22.FEB.2016 11:18:52</p>	<p align="center">Lowest Channel</p> <p align="center">Complementary Cumulative Distribution Function (100000 samples) Trace 1</p> <p>Mean 26.06 dBm Peak 29.32 dBm Crest 3.27 dB</p> <p>10 % 2.48 dB 1 % 3.04 dB .1 % 3.16 dB .01 % 3.20 dB</p> <p>Date: 22.FEB.2016 11:39:02</p>
<p align="center">Middle Channel</p> <p align="center">Complementary Cumulative Distribution Function (100000 samples) Trace 1</p> <p>Mean 29.53 dBm Peak 29.75 dBm Crest 0.21 dB</p> <p>10 % 0.16 dB 1 % 0.20 dB .1 % 0.24 dB .01 % 0.24 dB</p> <p>Date: 22.FEB.2016 11:19:11</p>	<p align="center">Middle Channel</p> <p align="center">Complementary Cumulative Distribution Function (100000 samples) Trace 1</p> <p>Mean 25.79 dBm Peak 28.90 dBm Crest 3.11 dB</p> <p>10 % 2.44 dB 1 % 2.92 dB .1 % 3.04 dB .01 % 3.12 dB</p> <p>Date: 22.FEB.2016 11:39:23</p>
<p align="center">Highest Channel</p> <p align="center">Complementary Cumulative Distribution Function (100000 samples) Trace 1</p> <p>Mean 29.35 dBm Peak 29.68 dBm Crest 0.32 dB</p> <p>10 % 0.20 dB 1 % 0.28 dB .1 % 0.28 dB .01 % 0.32 dB</p> <p>Date: 22.FEB.2016 11:19:26</p>	<p align="center">Highest Channel</p> <p align="center">Complementary Cumulative Distribution Function (100000 samples) Trace 1</p> <p>Mean 26.07 dBm Peak 29.18 dBm Crest 3.11 dB</p> <p>10 % 2.48 dB 1 % 2.96 dB .1 % 3.08 dB .01 % 3.12 dB</p> <p>Date: 22.FEB.2016 11:39:44</p>

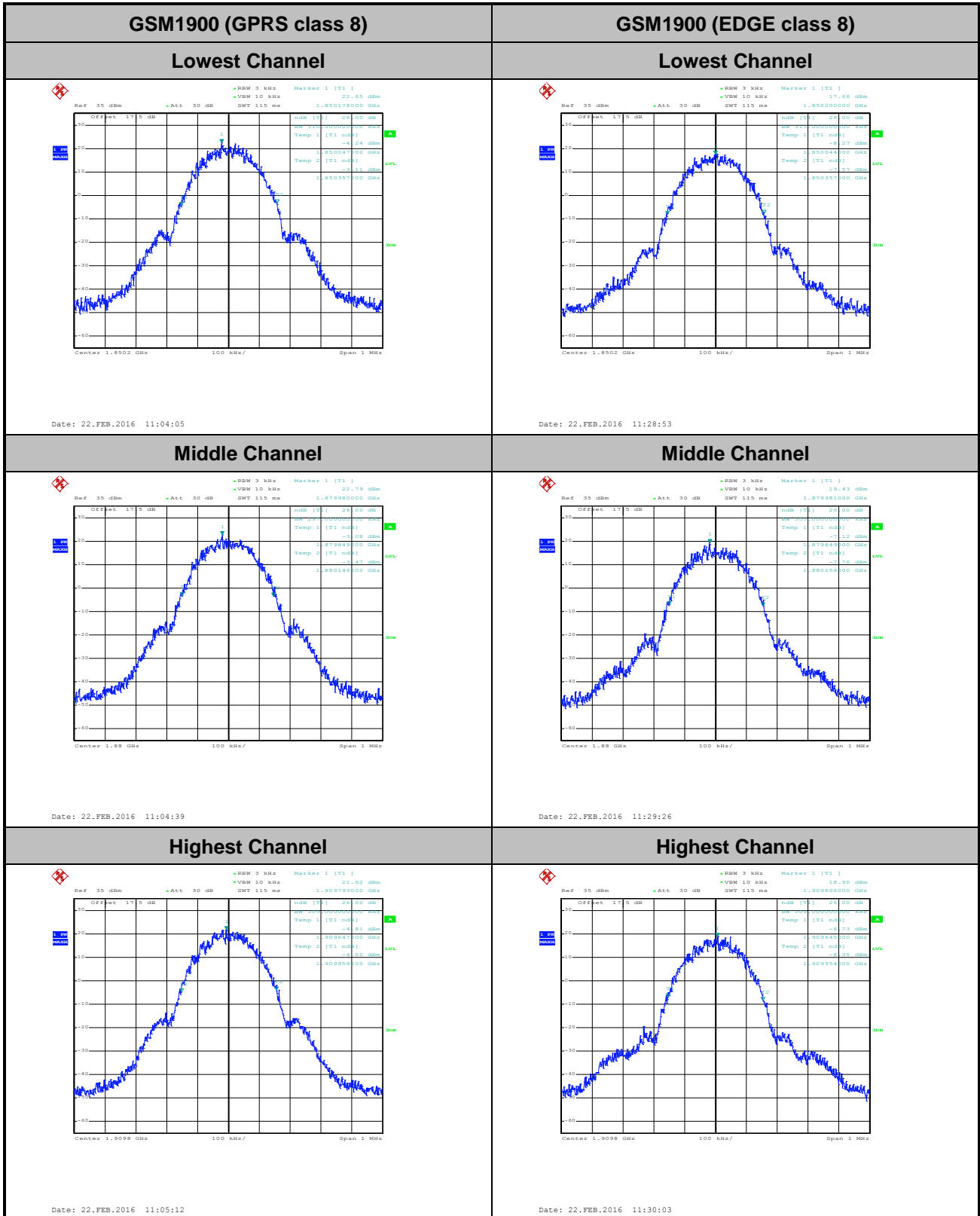


26dB Bandwidth

Mode	GSM850	
Mod.	GPRS class 8	EDGE class 8
Lowest CH	0.317	0.308
Middle CH	0.311	0.307
Highest CH	0.314	0.312

Mode	GSM1900	
Mod.	GPRS class 8	EDGE class 8
Lowest CH	0.310	0.313
Middle CH	0.297	0.305
Highest CH	0.309	0.309



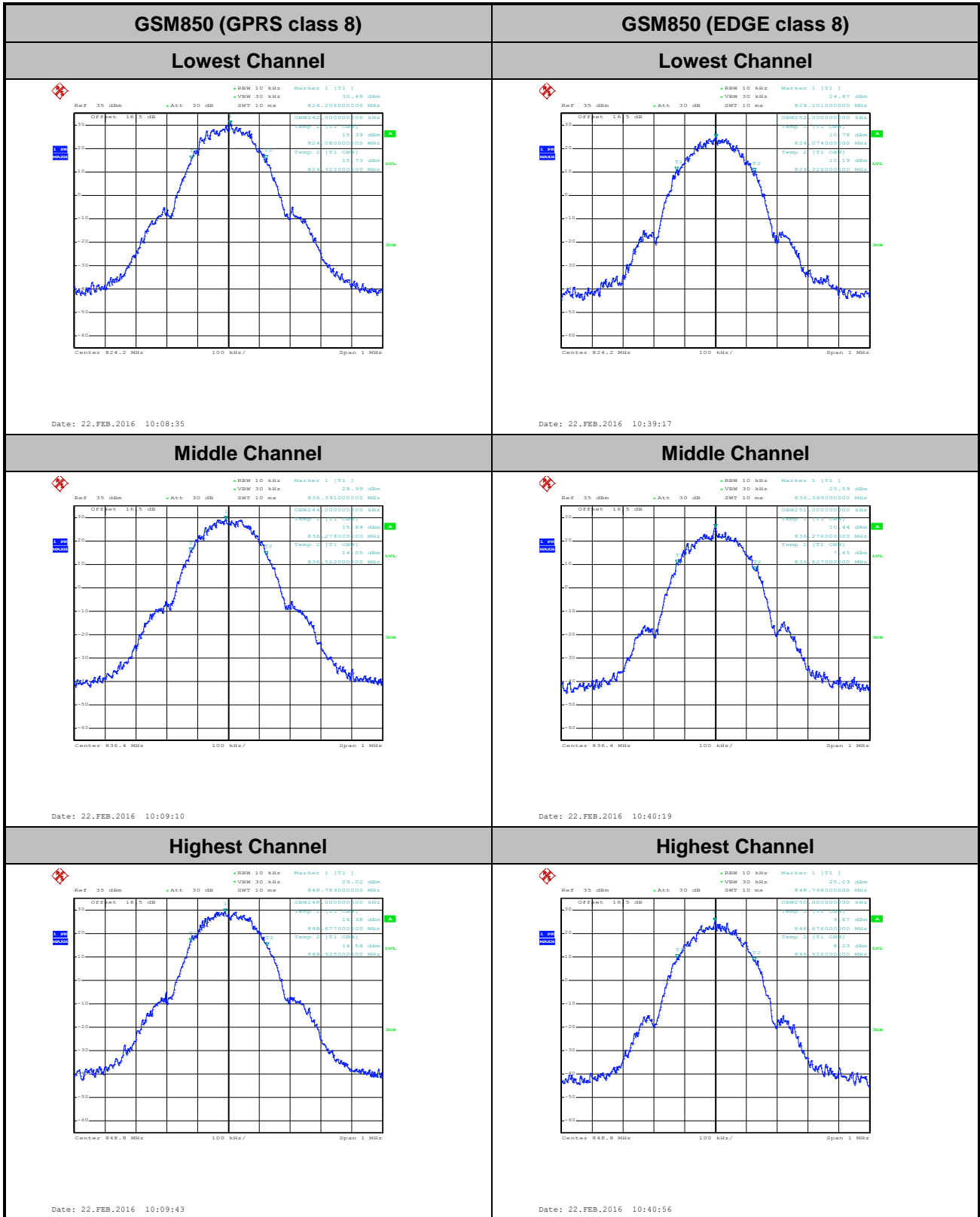


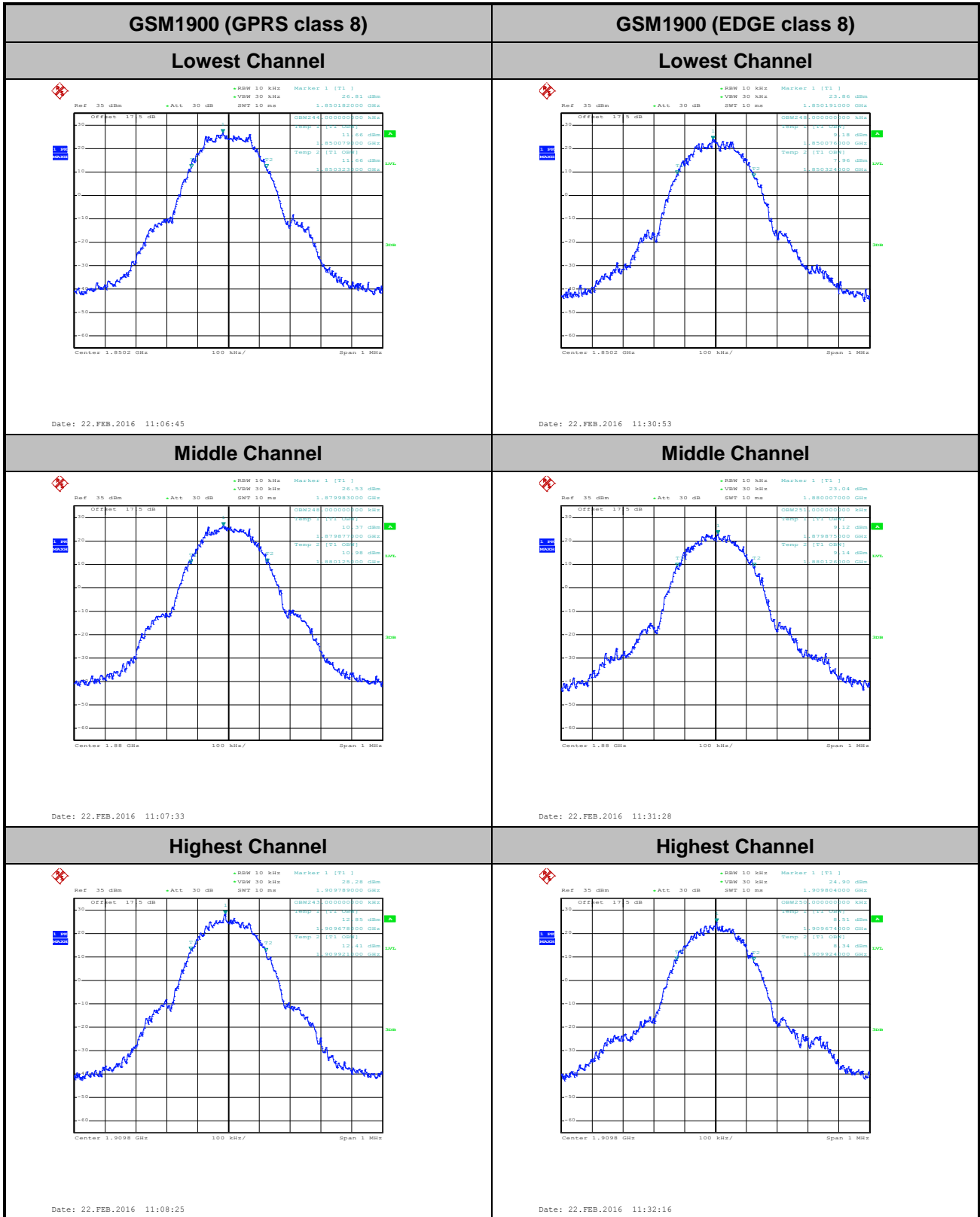


Occupied Bandwidth

Mode	GSM850	
Mod.	GPRS class 8	EDGE class 8
Lowest CH	0.242	0.252
Middle CH	0.244	0.251
Highest CH	0.248	0.250

Mode	GSM1900	
Mod.	GPRS class 8	EDGE class 8
Lowest CH	0.244	0.248
Middle CH	0.248	0.251
Highest CH	0.243	0.250



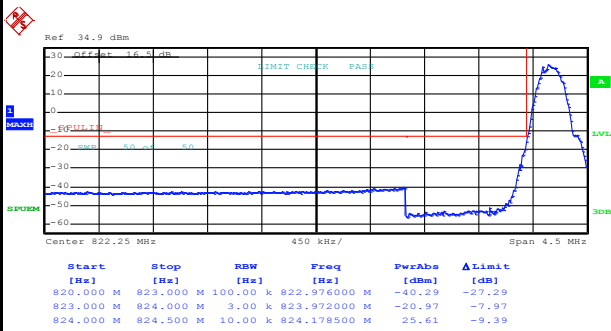




Conducted Band Edge

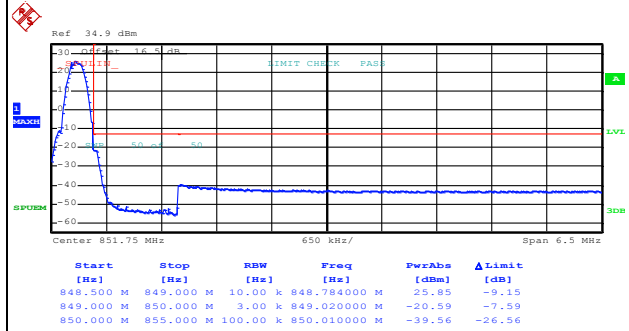
GSM850 (GPRS class 8)

Lowest Band Edge



Date: 22.FEB.2016 10:11:44

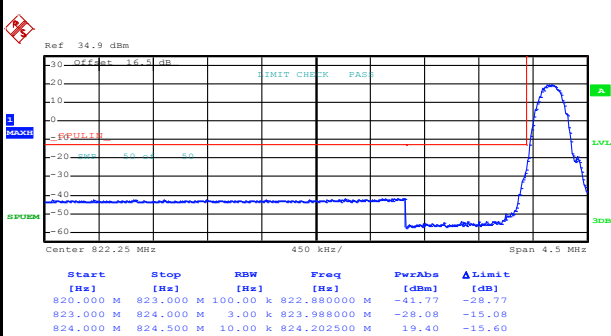
Highest Band Edge



Date: 22.FEB.2016 10:13:38

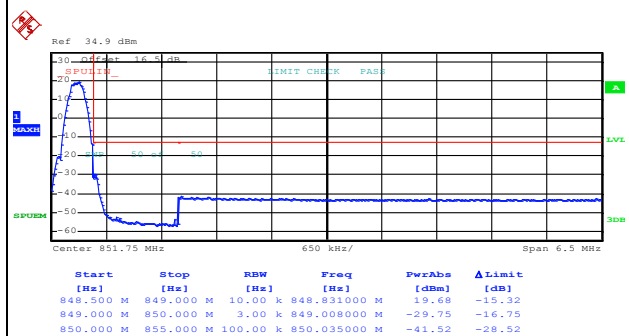
GSM850 (EDGE class 8)

Lowest Band Edge



Date: 22.FEB.2016 10:43:37

Highest Band Edge

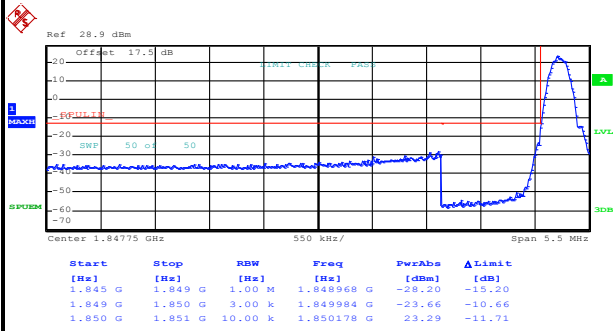


Date: 22.FEB.2016 10:45:19



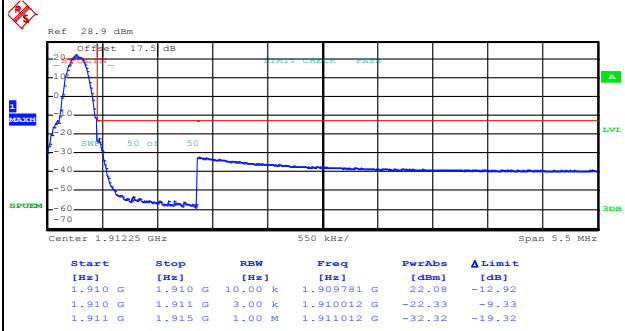
GSM1900 (GPRS class 8)

Lowest Band Edge



Date: 22.FEB.2016 11:10:43

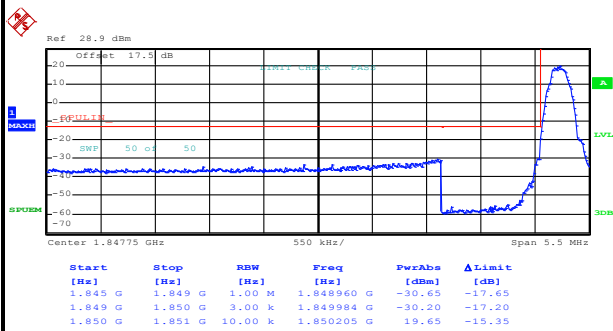
Highest Band Edge



Date: 22.FEB.2016 11:12:28

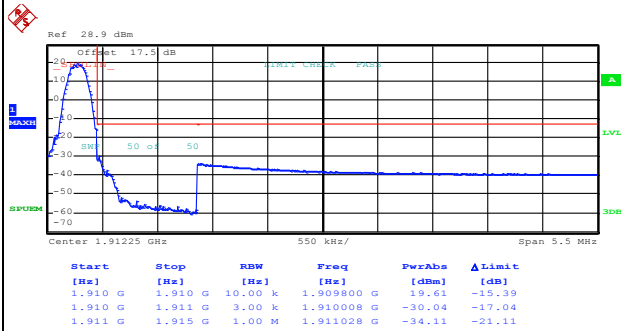
GSM1900 (EDGE class 8)

Lowest Band Edge



Date: 22.FEB.2016 11:34:13

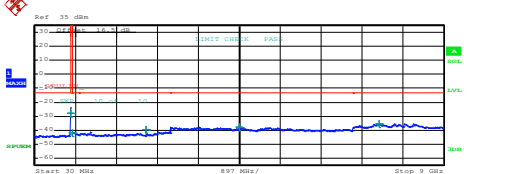
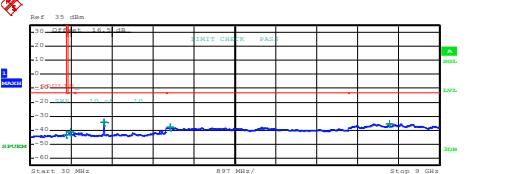
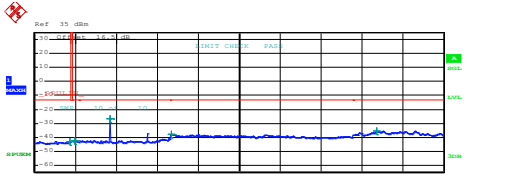
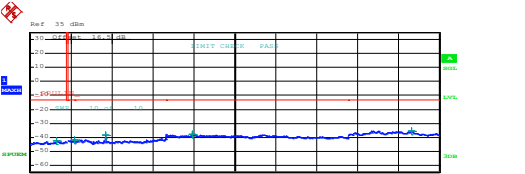
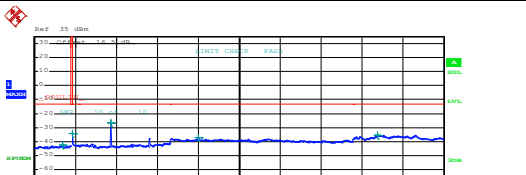
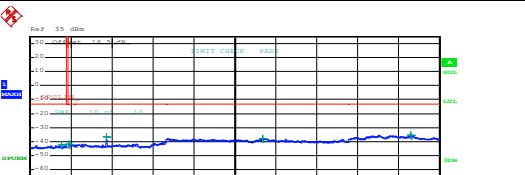
Highest Band Edge



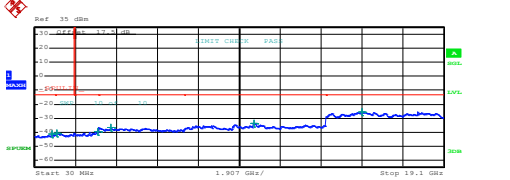
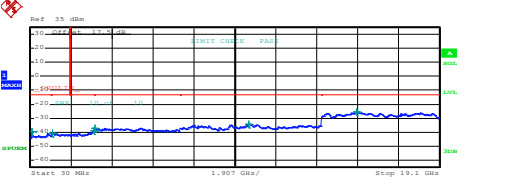
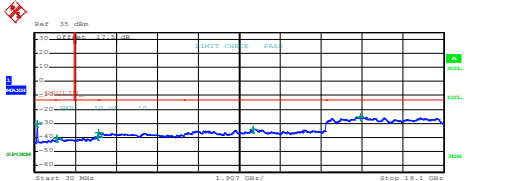
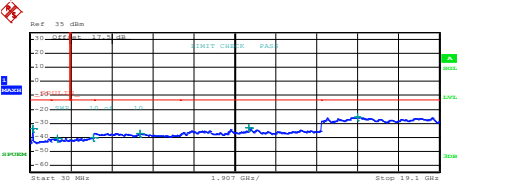
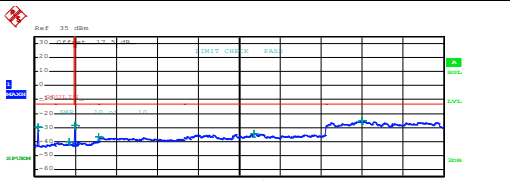
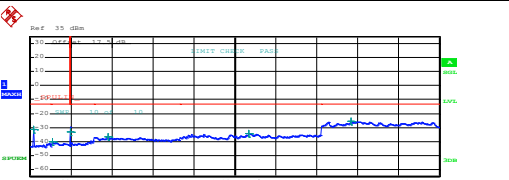
Date: 22.FEB.2016 11:35:48



Conducted Spurious Emission

GSM850 (GPRS class 8)	GSM850 (EDGE class 8)																																																																								
Lowest Channel	Lowest Channel																																																																								
 <table border="1" data-bbox="239 622 702 705"> <thead> <tr> <th>Start [Hz]</th> <th>Stop [Hz]</th> <th>RBW [Hz]</th> <th>Freq [Hz]</th> <th>PowerAbs [dBm]</th> <th>ΔLimit [dB]</th> </tr> </thead> <tbody> <tr> <td>30,000 M</td> <td>820,000 M</td> <td>1,000 M</td> <td>819,802500 M</td> <td>-27.69</td> <td>-14.69</td> </tr> <tr> <td>855,000 M</td> <td>1,000 G</td> <td>1,000 G</td> <td>856,588750 M</td> <td>-41.84</td> <td>-28.84</td> </tr> <tr> <td>1,000 G</td> <td>3,000 G</td> <td>1,000 M</td> <td>2,470000 G</td> <td>-39.24</td> <td>-26.24</td> </tr> <tr> <td>3,000 G</td> <td>7,000 G</td> <td>1,000 M</td> <td>4,517000 G</td> <td>-37.76</td> <td>-24.76</td> </tr> <tr> <td>7,000 G</td> <td>9,000 G</td> <td>1,000 M</td> <td>7,591000 G</td> <td>-35.20</td> <td>-22.20</td> </tr> </tbody> </table> <p>Date: 22.FEB.2016 10:19:52</p>	Start [Hz]	Stop [Hz]	RBW [Hz]	Freq [Hz]	PowerAbs [dBm]	ΔLimit [dB]	30,000 M	820,000 M	1,000 M	819,802500 M	-27.69	-14.69	855,000 M	1,000 G	1,000 G	856,588750 M	-41.84	-28.84	1,000 G	3,000 G	1,000 M	2,470000 G	-39.24	-26.24	3,000 G	7,000 G	1,000 M	4,517000 G	-37.76	-24.76	7,000 G	9,000 G	1,000 M	7,591000 G	-35.20	-22.20	 <table border="1" data-bbox="893 622 1356 705"> <thead> <tr> <th>Start [Hz]</th> <th>Stop [Hz]</th> <th>RBW [Hz]</th> <th>Freq [Hz]</th> <th>PowerAbs [dBm]</th> <th>ΔLimit [dB]</th> </tr> </thead> <tbody> <tr> <td>30,000 M</td> <td>820,000 M</td> <td>1,000 M</td> <td>819,802500 M</td> <td>-27.92</td> <td>-14.92</td> </tr> <tr> <td>855,000 M</td> <td>1,000 G</td> <td>1,000 G</td> <td>856,682504 M</td> <td>-41.42</td> <td>-28.42</td> </tr> <tr> <td>1,000 G</td> <td>3,000 G</td> <td>1,000 M</td> <td>2,648000 G</td> <td>-34.02</td> <td>-21.02</td> </tr> <tr> <td>3,000 G</td> <td>7,000 G</td> <td>1,000 M</td> <td>3,091000 G</td> <td>-37.67</td> <td>-24.67</td> </tr> <tr> <td>7,000 G</td> <td>9,000 G</td> <td>1,000 M</td> <td>7,897000 G</td> <td>-35.43</td> <td>-22.43</td> </tr> </tbody> </table> <p>Date: 22.FEB.2016 10:49:00</p>	Start [Hz]	Stop [Hz]	RBW [Hz]	Freq [Hz]	PowerAbs [dBm]	ΔLimit [dB]	30,000 M	820,000 M	1,000 M	819,802500 M	-27.92	-14.92	855,000 M	1,000 G	1,000 G	856,682504 M	-41.42	-28.42	1,000 G	3,000 G	1,000 M	2,648000 G	-34.02	-21.02	3,000 G	7,000 G	1,000 M	3,091000 G	-37.67	-24.67	7,000 G	9,000 G	1,000 M	7,897000 G	-35.43	-22.43
Start [Hz]	Stop [Hz]	RBW [Hz]	Freq [Hz]	PowerAbs [dBm]	ΔLimit [dB]																																																																				
30,000 M	820,000 M	1,000 M	819,802500 M	-27.69	-14.69																																																																				
855,000 M	1,000 G	1,000 G	856,588750 M	-41.84	-28.84																																																																				
1,000 G	3,000 G	1,000 M	2,470000 G	-39.24	-26.24																																																																				
3,000 G	7,000 G	1,000 M	4,517000 G	-37.76	-24.76																																																																				
7,000 G	9,000 G	1,000 M	7,591000 G	-35.20	-22.20																																																																				
Start [Hz]	Stop [Hz]	RBW [Hz]	Freq [Hz]	PowerAbs [dBm]	ΔLimit [dB]																																																																				
30,000 M	820,000 M	1,000 M	819,802500 M	-27.92	-14.92																																																																				
855,000 M	1,000 G	1,000 G	856,682504 M	-41.42	-28.42																																																																				
1,000 G	3,000 G	1,000 M	2,648000 G	-34.02	-21.02																																																																				
3,000 G	7,000 G	1,000 M	3,091000 G	-37.67	-24.67																																																																				
7,000 G	9,000 G	1,000 M	7,897000 G	-35.43	-22.43																																																																				
Middle Channel	Middle Channel																																																																								
 <table border="1" data-bbox="239 1135 702 1218"> <thead> <tr> <th>Start [Hz]</th> <th>Stop [Hz]</th> <th>RBW [Hz]</th> <th>Freq [Hz]</th> <th>PowerAbs [dBm]</th> <th>ΔLimit [dB]</th> </tr> </thead> <tbody> <tr> <td>30,000 M</td> <td>820,000 M</td> <td>1,000 M</td> <td>797,000000 M</td> <td>-43.23</td> <td>-30.23</td> </tr> <tr> <td>855,000 M</td> <td>1,000 G</td> <td>1,000 M</td> <td>900,493753 M</td> <td>-42.22</td> <td>-29.22</td> </tr> <tr> <td>1,000 G</td> <td>3,000 G</td> <td>1,000 M</td> <td>1,673000 G</td> <td>-26.69</td> <td>-13.69</td> </tr> <tr> <td>3,000 G</td> <td>7,000 G</td> <td>1,000 M</td> <td>3,029000 G</td> <td>-37.86</td> <td>-24.86</td> </tr> <tr> <td>7,000 G</td> <td>9,000 G</td> <td>1,000 M</td> <td>7,594000 G</td> <td>-35.25</td> <td>-22.25</td> </tr> </tbody> </table> <p>Date: 22.FEB.2016 10:21:41</p>	Start [Hz]	Stop [Hz]	RBW [Hz]	Freq [Hz]	PowerAbs [dBm]	ΔLimit [dB]	30,000 M	820,000 M	1,000 M	797,000000 M	-43.23	-30.23	855,000 M	1,000 G	1,000 M	900,493753 M	-42.22	-29.22	1,000 G	3,000 G	1,000 M	1,673000 G	-26.69	-13.69	3,000 G	7,000 G	1,000 M	3,029000 G	-37.86	-24.86	7,000 G	9,000 G	1,000 M	7,594000 G	-35.25	-22.25	 <table border="1" data-bbox="893 1135 1356 1218"> <thead> <tr> <th>Start [Hz]</th> <th>Stop [Hz]</th> <th>RBW [Hz]</th> <th>Freq [Hz]</th> <th>PowerAbs [dBm]</th> <th>ΔLimit [dB]</th> </tr> </thead> <tbody> <tr> <td>30,000 M</td> <td>820,000 M</td> <td>1,000 M</td> <td>812,037500 M</td> <td>-42.72</td> <td>-29.72</td> </tr> <tr> <td>855,000 M</td> <td>1,000 G</td> <td>1,000 M</td> <td>900,690510 M</td> <td>-41.61</td> <td>-28.61</td> </tr> <tr> <td>1,000 G</td> <td>3,000 G</td> <td>1,000 M</td> <td>1,673000 G</td> <td>-38.15</td> <td>-25.15</td> </tr> <tr> <td>3,000 G</td> <td>7,000 G</td> <td>1,000 M</td> <td>3,090000 G</td> <td>-37.95</td> <td>-24.95</td> </tr> <tr> <td>7,000 G</td> <td>9,000 G</td> <td>1,000 M</td> <td>8,386000 G</td> <td>-35.56</td> <td>-22.56</td> </tr> </tbody> </table> <p>Date: 22.FEB.2016 10:49:53</p>	Start [Hz]	Stop [Hz]	RBW [Hz]	Freq [Hz]	PowerAbs [dBm]	ΔLimit [dB]	30,000 M	820,000 M	1,000 M	812,037500 M	-42.72	-29.72	855,000 M	1,000 G	1,000 M	900,690510 M	-41.61	-28.61	1,000 G	3,000 G	1,000 M	1,673000 G	-38.15	-25.15	3,000 G	7,000 G	1,000 M	3,090000 G	-37.95	-24.95	7,000 G	9,000 G	1,000 M	8,386000 G	-35.56	-22.56
Start [Hz]	Stop [Hz]	RBW [Hz]	Freq [Hz]	PowerAbs [dBm]	ΔLimit [dB]																																																																				
30,000 M	820,000 M	1,000 M	797,000000 M	-43.23	-30.23																																																																				
855,000 M	1,000 G	1,000 M	900,493753 M	-42.22	-29.22																																																																				
1,000 G	3,000 G	1,000 M	1,673000 G	-26.69	-13.69																																																																				
3,000 G	7,000 G	1,000 M	3,029000 G	-37.86	-24.86																																																																				
7,000 G	9,000 G	1,000 M	7,594000 G	-35.25	-22.25																																																																				
Start [Hz]	Stop [Hz]	RBW [Hz]	Freq [Hz]	PowerAbs [dBm]	ΔLimit [dB]																																																																				
30,000 M	820,000 M	1,000 M	812,037500 M	-42.72	-29.72																																																																				
855,000 M	1,000 G	1,000 M	900,690510 M	-41.61	-28.61																																																																				
1,000 G	3,000 G	1,000 M	1,673000 G	-38.15	-25.15																																																																				
3,000 G	7,000 G	1,000 M	3,090000 G	-37.95	-24.95																																																																				
7,000 G	9,000 G	1,000 M	8,386000 G	-35.56	-22.56																																																																				
Highest Channel	Highest Channel																																																																								
 <table border="1" data-bbox="239 1650 702 1733"> <thead> <tr> <th>Start [Hz]</th> <th>Stop [Hz]</th> <th>RBW [Hz]</th> <th>Freq [Hz]</th> <th>PowerAbs [dBm]</th> <th>ΔLimit [dB]</th> </tr> </thead> <tbody> <tr> <td>30,000 M</td> <td>820,000 M</td> <td>1,000 M</td> <td>638,100000 M</td> <td>-42.34</td> <td>-29.34</td> </tr> <tr> <td>855,000 M</td> <td>1,000 G</td> <td>1,000 M</td> <td>856,036250 M</td> <td>-34.54</td> <td>-21.54</td> </tr> <tr> <td>1,000 G</td> <td>3,000 G</td> <td>1,000 M</td> <td>1,697000 G</td> <td>-36.61</td> <td>-23.61</td> </tr> <tr> <td>3,000 G</td> <td>7,000 G</td> <td>1,000 M</td> <td>3,625000 G</td> <td>-37.48</td> <td>-24.48</td> </tr> <tr> <td>7,000 G</td> <td>9,000 G</td> <td>1,000 M</td> <td>7,550000 G</td> <td>-35.59</td> <td>-22.59</td> </tr> </tbody> </table> <p>Date: 22.FEB.2016 10:23:23</p>	Start [Hz]	Stop [Hz]	RBW [Hz]	Freq [Hz]	PowerAbs [dBm]	ΔLimit [dB]	30,000 M	820,000 M	1,000 M	638,100000 M	-42.34	-29.34	855,000 M	1,000 G	1,000 M	856,036250 M	-34.54	-21.54	1,000 G	3,000 G	1,000 M	1,697000 G	-36.61	-23.61	3,000 G	7,000 G	1,000 M	3,625000 G	-37.48	-24.48	7,000 G	9,000 G	1,000 M	7,550000 G	-35.59	-22.59	 <table border="1" data-bbox="893 1650 1356 1733"> <thead> <tr> <th>Start [Hz]</th> <th>Stop [Hz]</th> <th>RBW [Hz]</th> <th>Freq [Hz]</th> <th>PowerAbs [dBm]</th> <th>ΔLimit [dB]</th> </tr> </thead> <tbody> <tr> <td>30,000 M</td> <td>820,000 M</td> <td>1,000 M</td> <td>716,110000 M</td> <td>-42.82</td> <td>-29.82</td> </tr> <tr> <td>855,000 M</td> <td>1,000 G</td> <td>1,000 M</td> <td>878,308752 M</td> <td>-41.71</td> <td>-28.71</td> </tr> <tr> <td>1,000 G</td> <td>3,000 G</td> <td>1,000 M</td> <td>1,697000 G</td> <td>-36.74</td> <td>-23.74</td> </tr> <tr> <td>3,000 G</td> <td>7,000 G</td> <td>1,000 M</td> <td>3,120000 G</td> <td>-38.00</td> <td>-25.00</td> </tr> <tr> <td>7,000 G</td> <td>9,000 G</td> <td>1,000 M</td> <td>8,381000 G</td> <td>-35.60</td> <td>-22.60</td> </tr> </tbody> </table> <p>Date: 22.FEB.2016 10:51:08</p>	Start [Hz]	Stop [Hz]	RBW [Hz]	Freq [Hz]	PowerAbs [dBm]	ΔLimit [dB]	30,000 M	820,000 M	1,000 M	716,110000 M	-42.82	-29.82	855,000 M	1,000 G	1,000 M	878,308752 M	-41.71	-28.71	1,000 G	3,000 G	1,000 M	1,697000 G	-36.74	-23.74	3,000 G	7,000 G	1,000 M	3,120000 G	-38.00	-25.00	7,000 G	9,000 G	1,000 M	8,381000 G	-35.60	-22.60
Start [Hz]	Stop [Hz]	RBW [Hz]	Freq [Hz]	PowerAbs [dBm]	ΔLimit [dB]																																																																				
30,000 M	820,000 M	1,000 M	638,100000 M	-42.34	-29.34																																																																				
855,000 M	1,000 G	1,000 M	856,036250 M	-34.54	-21.54																																																																				
1,000 G	3,000 G	1,000 M	1,697000 G	-36.61	-23.61																																																																				
3,000 G	7,000 G	1,000 M	3,625000 G	-37.48	-24.48																																																																				
7,000 G	9,000 G	1,000 M	7,550000 G	-35.59	-22.59																																																																				
Start [Hz]	Stop [Hz]	RBW [Hz]	Freq [Hz]	PowerAbs [dBm]	ΔLimit [dB]																																																																				
30,000 M	820,000 M	1,000 M	716,110000 M	-42.82	-29.82																																																																				
855,000 M	1,000 G	1,000 M	878,308752 M	-41.71	-28.71																																																																				
1,000 G	3,000 G	1,000 M	1,697000 G	-36.74	-23.74																																																																				
3,000 G	7,000 G	1,000 M	3,120000 G	-38.00	-25.00																																																																				
7,000 G	9,000 G	1,000 M	8,381000 G	-35.60	-22.60																																																																				



GSM1900 (GPRS class 8)	GSM1900 (EDGE class 8)																																																																																				
Lowest Channel	Lowest Channel																																																																																				
 <table border="1" data-bbox="239 577 686 667"> <thead> <tr> <th>Start [Hz]</th> <th>Stop [Hz]</th> <th>RBW [Hz]</th> <th>Freq [Hz]</th> <th>Power [dBm]</th> <th>ΔLimit [dB]</th> </tr> </thead> <tbody> <tr><td>30.000 M</td><td>1.000 G</td><td>1.00 M</td><td>841.100000 M</td><td>-40.12</td><td>-28.10</td></tr> <tr><td>1.000 G</td><td>1.845 G</td><td>1.00 M</td><td>1.065276 G</td><td>-40.93</td><td>-27.93</td></tr> <tr><td>1.845 G</td><td>3.000 G</td><td>1.00 M</td><td>2.980381 G</td><td>-39.58</td><td>-26.58</td></tr> <tr><td>3.000 G</td><td>7.000 G</td><td>1.00 M</td><td>3.591000 G</td><td>-36.86</td><td>-23.86</td></tr> <tr><td>7.000 G</td><td>13.600 G</td><td>1.00 M</td><td>10.239775 G</td><td>-33.89</td><td>-20.89</td></tr> <tr><td>13.600 G</td><td>19.100 G</td><td>1.00 M</td><td>15.200388 G</td><td>-29.91</td><td>-12.93</td></tr> </tbody> </table> <p>Date: 22.FEB.2016 11:13:28</p>	Start [Hz]	Stop [Hz]	RBW [Hz]	Freq [Hz]	Power [dBm]	ΔLimit [dB]	30.000 M	1.000 G	1.00 M	841.100000 M	-40.12	-28.10	1.000 G	1.845 G	1.00 M	1.065276 G	-40.93	-27.93	1.845 G	3.000 G	1.00 M	2.980381 G	-39.58	-26.58	3.000 G	7.000 G	1.00 M	3.591000 G	-36.86	-23.86	7.000 G	13.600 G	1.00 M	10.239775 G	-33.89	-20.89	13.600 G	19.100 G	1.00 M	15.200388 G	-29.91	-12.93	 <table border="1" data-bbox="893 577 1340 667"> <thead> <tr> <th>Start [Hz]</th> <th>Stop [Hz]</th> <th>RBW [Hz]</th> <th>Freq [Hz]</th> <th>Power [dBm]</th> <th>ΔLimit [dB]</th> </tr> </thead> <tbody> <tr><td>30.000 M</td><td>1.000 G</td><td>1.00 M</td><td>112.200100 M</td><td>-39.77</td><td>-28.77</td></tr> <tr><td>1.000 G</td><td>1.845 G</td><td>1.00 M</td><td>1.078374 G</td><td>-40.58</td><td>-27.58</td></tr> <tr><td>1.845 G</td><td>3.000 G</td><td>1.00 M</td><td>2.990235 G</td><td>-39.88</td><td>-26.88</td></tr> <tr><td>3.000 G</td><td>7.000 G</td><td>1.00 M</td><td>3.032000 G</td><td>-37.05</td><td>-24.05</td></tr> <tr><td>7.000 G</td><td>13.600 G</td><td>1.00 M</td><td>10.215025 G</td><td>-34.33</td><td>-21.33</td></tr> <tr><td>13.600 G</td><td>19.100 G</td><td>1.00 M</td><td>15.237625 G</td><td>-29.57</td><td>-12.57</td></tr> </tbody> </table> <p>Date: 22.FEB.2016 11:36:46</p>	Start [Hz]	Stop [Hz]	RBW [Hz]	Freq [Hz]	Power [dBm]	ΔLimit [dB]	30.000 M	1.000 G	1.00 M	112.200100 M	-39.77	-28.77	1.000 G	1.845 G	1.00 M	1.078374 G	-40.58	-27.58	1.845 G	3.000 G	1.00 M	2.990235 G	-39.88	-26.88	3.000 G	7.000 G	1.00 M	3.032000 G	-37.05	-24.05	7.000 G	13.600 G	1.00 M	10.215025 G	-34.33	-21.33	13.600 G	19.100 G	1.00 M	15.237625 G	-29.57	-12.57
Start [Hz]	Stop [Hz]	RBW [Hz]	Freq [Hz]	Power [dBm]	ΔLimit [dB]																																																																																
30.000 M	1.000 G	1.00 M	841.100000 M	-40.12	-28.10																																																																																
1.000 G	1.845 G	1.00 M	1.065276 G	-40.93	-27.93																																																																																
1.845 G	3.000 G	1.00 M	2.980381 G	-39.58	-26.58																																																																																
3.000 G	7.000 G	1.00 M	3.591000 G	-36.86	-23.86																																																																																
7.000 G	13.600 G	1.00 M	10.239775 G	-33.89	-20.89																																																																																
13.600 G	19.100 G	1.00 M	15.200388 G	-29.91	-12.93																																																																																
Start [Hz]	Stop [Hz]	RBW [Hz]	Freq [Hz]	Power [dBm]	ΔLimit [dB]																																																																																
30.000 M	1.000 G	1.00 M	112.200100 M	-39.77	-28.77																																																																																
1.000 G	1.845 G	1.00 M	1.078374 G	-40.58	-27.58																																																																																
1.845 G	3.000 G	1.00 M	2.990235 G	-39.88	-26.88																																																																																
3.000 G	7.000 G	1.00 M	3.032000 G	-37.05	-24.05																																																																																
7.000 G	13.600 G	1.00 M	10.215025 G	-34.33	-21.33																																																																																
13.600 G	19.100 G	1.00 M	15.237625 G	-29.57	-12.57																																																																																
Middle Channel	Middle Channel																																																																																				
 <table border="1" data-bbox="239 1093 686 1182"> <thead> <tr> <th>Start [Hz]</th> <th>Stop [Hz]</th> <th>RBW [Hz]</th> <th>Freq [Hz]</th> <th>Power [dBm]</th> <th>ΔLimit [dB]</th> </tr> </thead> <tbody> <tr><td>30.000 M</td><td>1.000 G</td><td>1.00 M</td><td>141.792500 M</td><td>-30.12</td><td>-17.10</td></tr> <tr><td>1.000 G</td><td>1.845 G</td><td>1.00 M</td><td>1.072881 G</td><td>-40.80</td><td>-27.80</td></tr> <tr><td>1.845 G</td><td>3.000 G</td><td>1.00 M</td><td>2.971519 G</td><td>-39.76</td><td>-26.76</td></tr> <tr><td>3.000 G</td><td>7.000 G</td><td>1.00 M</td><td>3.022000 G</td><td>-36.85</td><td>-23.85</td></tr> <tr><td>7.000 G</td><td>13.600 G</td><td>1.00 M</td><td>10.237500 G</td><td>-36.32</td><td>-23.32</td></tr> <tr><td>13.600 G</td><td>19.100 G</td><td>1.00 M</td><td>15.206000 G</td><td>-25.49</td><td>-12.49</td></tr> </tbody> </table> <p>Date: 22.FEB.2016 11:14:27</p>	Start [Hz]	Stop [Hz]	RBW [Hz]	Freq [Hz]	Power [dBm]	ΔLimit [dB]	30.000 M	1.000 G	1.00 M	141.792500 M	-30.12	-17.10	1.000 G	1.845 G	1.00 M	1.072881 G	-40.80	-27.80	1.845 G	3.000 G	1.00 M	2.971519 G	-39.76	-26.76	3.000 G	7.000 G	1.00 M	3.022000 G	-36.85	-23.85	7.000 G	13.600 G	1.00 M	10.237500 G	-36.32	-23.32	13.600 G	19.100 G	1.00 M	15.206000 G	-25.49	-12.49	 <table border="1" data-bbox="893 1093 1340 1182"> <thead> <tr> <th>Start [Hz]</th> <th>Stop [Hz]</th> <th>RBW [Hz]</th> <th>Freq [Hz]</th> <th>Power [dBm]</th> <th>ΔLimit [dB]</th> </tr> </thead> <tbody> <tr><td>30.000 M</td><td>1.000 G</td><td>1.00 M</td><td>141.792500 M</td><td>-35.69</td><td>-20.69</td></tr> <tr><td>1.000 G</td><td>1.845 G</td><td>1.00 M</td><td>1.1231456 G</td><td>-40.80</td><td>-27.80</td></tr> <tr><td>1.845 G</td><td>3.000 G</td><td>1.00 M</td><td>2.983182 G</td><td>-40.32</td><td>-27.32</td></tr> <tr><td>3.000 G</td><td>7.000 G</td><td>1.00 M</td><td>3.159000 G</td><td>-37.30</td><td>-24.30</td></tr> <tr><td>7.000 G</td><td>13.600 G</td><td>1.00 M</td><td>10.239500 G</td><td>-33.42</td><td>-20.42</td></tr> <tr><td>13.600 G</td><td>19.100 G</td><td>1.00 M</td><td>15.287125 G</td><td>-25.44</td><td>-12.44</td></tr> </tbody> </table> <p>Date: 22.FEB.2016 11:37:44</p>	Start [Hz]	Stop [Hz]	RBW [Hz]	Freq [Hz]	Power [dBm]	ΔLimit [dB]	30.000 M	1.000 G	1.00 M	141.792500 M	-35.69	-20.69	1.000 G	1.845 G	1.00 M	1.1231456 G	-40.80	-27.80	1.845 G	3.000 G	1.00 M	2.983182 G	-40.32	-27.32	3.000 G	7.000 G	1.00 M	3.159000 G	-37.30	-24.30	7.000 G	13.600 G	1.00 M	10.239500 G	-33.42	-20.42	13.600 G	19.100 G	1.00 M	15.287125 G	-25.44	-12.44
Start [Hz]	Stop [Hz]	RBW [Hz]	Freq [Hz]	Power [dBm]	ΔLimit [dB]																																																																																
30.000 M	1.000 G	1.00 M	141.792500 M	-30.12	-17.10																																																																																
1.000 G	1.845 G	1.00 M	1.072881 G	-40.80	-27.80																																																																																
1.845 G	3.000 G	1.00 M	2.971519 G	-39.76	-26.76																																																																																
3.000 G	7.000 G	1.00 M	3.022000 G	-36.85	-23.85																																																																																
7.000 G	13.600 G	1.00 M	10.237500 G	-36.32	-23.32																																																																																
13.600 G	19.100 G	1.00 M	15.206000 G	-25.49	-12.49																																																																																
Start [Hz]	Stop [Hz]	RBW [Hz]	Freq [Hz]	Power [dBm]	ΔLimit [dB]																																																																																
30.000 M	1.000 G	1.00 M	141.792500 M	-35.69	-20.69																																																																																
1.000 G	1.845 G	1.00 M	1.1231456 G	-40.80	-27.80																																																																																
1.845 G	3.000 G	1.00 M	2.983182 G	-40.32	-27.32																																																																																
3.000 G	7.000 G	1.00 M	3.159000 G	-37.30	-24.30																																																																																
7.000 G	13.600 G	1.00 M	10.239500 G	-33.42	-20.42																																																																																
13.600 G	19.100 G	1.00 M	15.287125 G	-25.44	-12.44																																																																																
Highest Channel	Highest Channel																																																																																				
 <table border="1" data-bbox="239 1608 686 1697"> <thead> <tr> <th>Start [Hz]</th> <th>Stop [Hz]</th> <th>RBW [Hz]</th> <th>Freq [Hz]</th> <th>Power [dBm]</th> <th>ΔLimit [dB]</th> </tr> </thead> <tbody> <tr><td>30.000 M</td><td>1.000 G</td><td>1.00 M</td><td>171.620000 M</td><td>-39.45</td><td>-16.45</td></tr> <tr><td>1.000 G</td><td>1.845 G</td><td>1.00 M</td><td>1.048938 G</td><td>-40.36</td><td>-27.36</td></tr> <tr><td>1.845 G</td><td>3.000 G</td><td>1.00 M</td><td>1.932071 G</td><td>-38.40</td><td>-25.40</td></tr> <tr><td>3.000 G</td><td>7.000 G</td><td>1.00 M</td><td>3.006000 G</td><td>-36.83</td><td>-23.83</td></tr> <tr><td>7.000 G</td><td>13.600 G</td><td>1.00 M</td><td>10.238125 G</td><td>-34.20</td><td>-21.20</td></tr> <tr><td>13.600 G</td><td>19.100 G</td><td>1.00 M</td><td>15.289875 G</td><td>-29.05</td><td>-12.05</td></tr> </tbody> </table> <p>Date: 22.FEB.2016 11:15:18</p>	Start [Hz]	Stop [Hz]	RBW [Hz]	Freq [Hz]	Power [dBm]	ΔLimit [dB]	30.000 M	1.000 G	1.00 M	171.620000 M	-39.45	-16.45	1.000 G	1.845 G	1.00 M	1.048938 G	-40.36	-27.36	1.845 G	3.000 G	1.00 M	1.932071 G	-38.40	-25.40	3.000 G	7.000 G	1.00 M	3.006000 G	-36.83	-23.83	7.000 G	13.600 G	1.00 M	10.238125 G	-34.20	-21.20	13.600 G	19.100 G	1.00 M	15.289875 G	-29.05	-12.05	 <table border="1" data-bbox="893 1608 1340 1697"> <thead> <tr> <th>Start [Hz]</th> <th>Stop [Hz]</th> <th>RBW [Hz]</th> <th>Freq [Hz]</th> <th>Power [dBm]</th> <th>ΔLimit [dB]</th> </tr> </thead> <tbody> <tr><td>30.000 M</td><td>1.000 G</td><td>1.00 M</td><td>171.620000 M</td><td>-31.39</td><td>-18.39</td></tr> <tr><td>1.000 G</td><td>1.845 G</td><td>1.00 M</td><td>1.043940 G</td><td>-40.37</td><td>-27.37</td></tr> <tr><td>1.845 G</td><td>3.000 G</td><td>1.00 M</td><td>1.932071 G</td><td>-39.35</td><td>-26.35</td></tr> <tr><td>3.000 G</td><td>7.000 G</td><td>1.00 M</td><td>3.645000 G</td><td>-36.86</td><td>-23.86</td></tr> <tr><td>7.000 G</td><td>13.600 G</td><td>1.00 M</td><td>10.226575 G</td><td>-34.23</td><td>-21.23</td></tr> <tr><td>13.600 G</td><td>19.100 G</td><td>1.00 M</td><td>14.986668 G</td><td>-25.37</td><td>-12.37</td></tr> </tbody> </table> <p>Date: 22.FEB.2016 11:38:37</p>	Start [Hz]	Stop [Hz]	RBW [Hz]	Freq [Hz]	Power [dBm]	ΔLimit [dB]	30.000 M	1.000 G	1.00 M	171.620000 M	-31.39	-18.39	1.000 G	1.845 G	1.00 M	1.043940 G	-40.37	-27.37	1.845 G	3.000 G	1.00 M	1.932071 G	-39.35	-26.35	3.000 G	7.000 G	1.00 M	3.645000 G	-36.86	-23.86	7.000 G	13.600 G	1.00 M	10.226575 G	-34.23	-21.23	13.600 G	19.100 G	1.00 M	14.986668 G	-25.37	-12.37
Start [Hz]	Stop [Hz]	RBW [Hz]	Freq [Hz]	Power [dBm]	ΔLimit [dB]																																																																																
30.000 M	1.000 G	1.00 M	171.620000 M	-39.45	-16.45																																																																																
1.000 G	1.845 G	1.00 M	1.048938 G	-40.36	-27.36																																																																																
1.845 G	3.000 G	1.00 M	1.932071 G	-38.40	-25.40																																																																																
3.000 G	7.000 G	1.00 M	3.006000 G	-36.83	-23.83																																																																																
7.000 G	13.600 G	1.00 M	10.238125 G	-34.20	-21.20																																																																																
13.600 G	19.100 G	1.00 M	15.289875 G	-29.05	-12.05																																																																																
Start [Hz]	Stop [Hz]	RBW [Hz]	Freq [Hz]	Power [dBm]	ΔLimit [dB]																																																																																
30.000 M	1.000 G	1.00 M	171.620000 M	-31.39	-18.39																																																																																
1.000 G	1.845 G	1.00 M	1.043940 G	-40.37	-27.37																																																																																
1.845 G	3.000 G	1.00 M	1.932071 G	-39.35	-26.35																																																																																
3.000 G	7.000 G	1.00 M	3.645000 G	-36.86	-23.86																																																																																
7.000 G	13.600 G	1.00 M	10.226575 G	-34.23	-21.23																																																																																
13.600 G	19.100 G	1.00 M	14.986668 G	-25.37	-12.37																																																																																



Frequency Stability

Test Conditions Temperature (°C)	Middle Channel Voltage (Volt)	GSM850 (GPRS class 8)	GSM850 (EDGE class 8)	Limit 2.5ppm
		Deviation (ppm)		Result
50	Normal Voltage	0.0084	0.0012	PASS
40	Normal Voltage	0.0060	0.0024	
30	Normal Voltage	0.0036	0.0048	
20(Ref.)	Normal Voltage	0.0000	0.0000	
10	Normal Voltage	0.0012	0.0036	
0	Normal Voltage	0.0024	0.0048	
-10	Normal Voltage	0.0072	0.0024	
-20	Normal Voltage	0.0048	0.0000	
-30	Normal Voltage	0.0060	0.0012	
20	Maximum Voltage	0.0060	0.0048	
20	Normal Voltage	0.0036	0.0012	
20	Battery End Point	0.0024	0.0024	

Note:

1. Normal Voltage = 3.8V. ; Battery End Point (BEP) = 3.5 V. ; Maximum Voltage =4.35 V
2. The frequency fundamental emissions stay within the authorized frequency block.



Test Conditions Temperature (°C)	Middle Channel Voltage (Volt)	GSM1900 (GPRS class 8)	GSM1900 (EDGE class 8)	Limit Note 2.
		Deviation (ppm)		Result
50	Normal Voltage	0.0032	0.0059	PASS
40	Normal Voltage	0.0016	0.0032	
30	Normal Voltage	0.0021	0.0021	
20(Ref.)	Normal Voltage	0.0000	0.0000	
10	Normal Voltage	0.0011	0.0005	
0	Normal Voltage	0.0011	0.0027	
-10	Normal Voltage	0.0005	0.0021	
-20	Normal Voltage	0.0016	0.0053	
-30	Normal Voltage	0.0021	0.0037	
20	Maximum Voltage	0.0011	0.0053	
20	Normal Voltage	0.0122	0.0021	
20	Battery End Point	0.0000	0.0027	

Note:

1. Normal Voltage = 3.8V. ; Battery End Point (BEP) = 3.5 V. ; Maximum Voltage =4.35 V
2. The frequency fundamental emissions stay within the authorized frequency block.

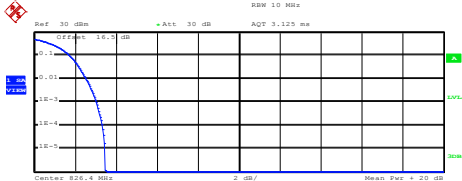
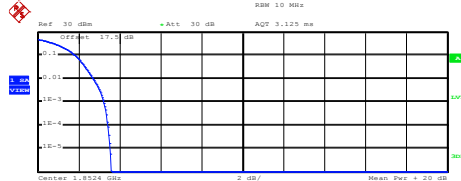
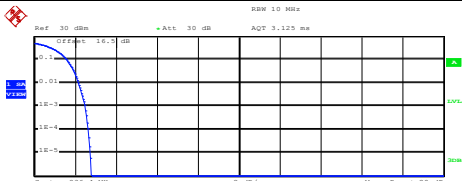
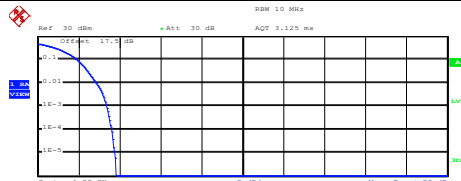

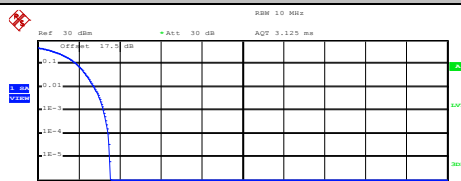


A2. WCDMA

Peak-to-Average Ratio

Mode	WCDMA Band V	WCDMA Band II	Limit: 13dB
Mod.	RMC 12.2Kbps	RMC 12.2Kbps	Result
Lowest CH	3.04	3.24	PASS
Middle CH	2.48	3.40	
Highest CH	2.60	3.20	



WCDMA Band V (RMC 12.2Kbps)	WCDMA Band II (RMC 12.2Kbps)																												
<p align="center">Lowest Channel</p>  <p>Center 826.4 MHz 2 dB/ Mean Pwr + 20 dB</p> <p>Complementary Cumulative Distribution Function (100000 samples) Trace 1</p> <table border="0"> <tr><td>Mean</td><td>21.27 dBm</td></tr> <tr><td>Peak</td><td>24.75 dBm</td></tr> <tr><td>Crest</td><td>3.48 dB</td></tr> </table> <table border="0"> <tr><td>10 %</td><td>1.72 dB</td></tr> <tr><td>1 %</td><td>2.52 dB</td></tr> <tr><td>.1 %</td><td>3.04 dB</td></tr> <tr><td>.01 %</td><td>3.32 dB</td></tr> </table> <p>Date: 22.FEB.2016 14:14:19</p>	Mean	21.27 dBm	Peak	24.75 dBm	Crest	3.48 dB	10 %	1.72 dB	1 %	2.52 dB	.1 %	3.04 dB	.01 %	3.32 dB	<p align="center">Lowest Channel</p>  <p>Center 1.8524 GHz 2 dB/ Mean Pwr + 20 dB</p> <p>Complementary Cumulative Distribution Function (100000 samples) Trace 1</p> <table border="0"> <tr><td>Mean</td><td>20.30 dBm</td></tr> <tr><td>Peak</td><td>23.90 dBm</td></tr> <tr><td>Crest</td><td>3.60 dB</td></tr> </table> <table border="0"> <tr><td>10 %</td><td>1.84 dB</td></tr> <tr><td>1 %</td><td>2.72 dB</td></tr> <tr><td>.1 %</td><td>3.24 dB</td></tr> <tr><td>.01 %</td><td>3.44 dB</td></tr> </table> <p>Date: 22.FEB.2016 13:59:43</p>	Mean	20.30 dBm	Peak	23.90 dBm	Crest	3.60 dB	10 %	1.84 dB	1 %	2.72 dB	.1 %	3.24 dB	.01 %	3.44 dB
Mean	21.27 dBm																												
Peak	24.75 dBm																												
Crest	3.48 dB																												
10 %	1.72 dB																												
1 %	2.52 dB																												
.1 %	3.04 dB																												
.01 %	3.32 dB																												
Mean	20.30 dBm																												
Peak	23.90 dBm																												
Crest	3.60 dB																												
10 %	1.84 dB																												
1 %	2.72 dB																												
.1 %	3.24 dB																												
.01 %	3.44 dB																												
<p align="center">Middle Channel</p>  <p>Center 830.4 MHz 2 dB/ Mean Pwr + 20 dB</p> <p>Complementary Cumulative Distribution Function (100000 samples) Trace 1</p> <table border="0"> <tr><td>Mean</td><td>20.33 dBm</td></tr> <tr><td>Peak</td><td>23.12 dBm</td></tr> <tr><td>Crest</td><td>2.80 dB</td></tr> </table> <table border="0"> <tr><td>10 %</td><td>1.60 dB</td></tr> <tr><td>1 %</td><td>2.16 dB</td></tr> <tr><td>.1 %</td><td>2.48 dB</td></tr> <tr><td>.01 %</td><td>2.64 dB</td></tr> </table> <p>Date: 22.FEB.2016 14:14:35</p>	Mean	20.33 dBm	Peak	23.12 dBm	Crest	2.80 dB	10 %	1.60 dB	1 %	2.16 dB	.1 %	2.48 dB	.01 %	2.64 dB	<p align="center">Middle Channel</p>  <p>Center 1.88 GHz 2 dB/ Mean Pwr + 20 dB</p> <p>Complementary Cumulative Distribution Function (100000 samples) Trace 1</p> <table border="0"> <tr><td>Mean</td><td>19.71 dBm</td></tr> <tr><td>Peak</td><td>23.55 dBm</td></tr> <tr><td>Crest</td><td>3.83 dB</td></tr> </table> <table border="0"> <tr><td>10 %</td><td>1.92 dB</td></tr> <tr><td>1 %</td><td>2.84 dB</td></tr> <tr><td>.1 %</td><td>3.40 dB</td></tr> <tr><td>.01 %</td><td>3.64 dB</td></tr> </table> <p>Date: 22.FEB.2016 13:59:59</p>	Mean	19.71 dBm	Peak	23.55 dBm	Crest	3.83 dB	10 %	1.92 dB	1 %	2.84 dB	.1 %	3.40 dB	.01 %	3.64 dB
Mean	20.33 dBm																												
Peak	23.12 dBm																												
Crest	2.80 dB																												
10 %	1.60 dB																												
1 %	2.16 dB																												
.1 %	2.48 dB																												
.01 %	2.64 dB																												
Mean	19.71 dBm																												
Peak	23.55 dBm																												
Crest	3.83 dB																												
10 %	1.92 dB																												
1 %	2.84 dB																												
.1 %	3.40 dB																												
.01 %	3.64 dB																												
<p align="center">Highest Channel</p>  <p>Center 846.6 MHz 2 dB/ Mean Pwr + 20 dB</p> <p>Complementary Cumulative Distribution Function (100000 samples) Trace 1</p> <table border="0"> <tr><td>Mean</td><td>20.68 dBm</td></tr> <tr><td>Peak</td><td>23.55 dBm</td></tr> <tr><td>Crest</td><td>2.87 dB</td></tr> </table> <table border="0"> <tr><td>10 %</td><td>1.64 dB</td></tr> <tr><td>1 %</td><td>2.32 dB</td></tr> <tr><td>.1 %</td><td>2.60 dB</td></tr> <tr><td>.01 %</td><td>2.76 dB</td></tr> </table> <p>Date: 22.FEB.2016 14:14:47</p>	Mean	20.68 dBm	Peak	23.55 dBm	Crest	2.87 dB	10 %	1.64 dB	1 %	2.32 dB	.1 %	2.60 dB	.01 %	2.76 dB	<p align="center">Highest Channel</p>  <p>Center 1.9076 GHz 2 dB/ Mean Pwr + 20 dB</p> <p>Complementary Cumulative Distribution Function (100000 samples) Trace 1</p> <table border="0"> <tr><td>Mean</td><td>20.27 dBm</td></tr> <tr><td>Peak</td><td>23.83 dBm</td></tr> <tr><td>Crest</td><td>3.56 dB</td></tr> </table> <table border="0"> <tr><td>10 %</td><td>1.88 dB</td></tr> <tr><td>1 %</td><td>2.76 dB</td></tr> <tr><td>.1 %</td><td>3.20 dB</td></tr> <tr><td>.01 %</td><td>3.44 dB</td></tr> </table> <p>Date: 22.FEB.2016 14:00:09</p>	Mean	20.27 dBm	Peak	23.83 dBm	Crest	3.56 dB	10 %	1.88 dB	1 %	2.76 dB	.1 %	3.20 dB	.01 %	3.44 dB
Mean	20.68 dBm																												
Peak	23.55 dBm																												
Crest	2.87 dB																												
10 %	1.64 dB																												
1 %	2.32 dB																												
.1 %	2.60 dB																												
.01 %	2.76 dB																												
Mean	20.27 dBm																												
Peak	23.83 dBm																												
Crest	3.56 dB																												
10 %	1.88 dB																												
1 %	2.76 dB																												
.1 %	3.20 dB																												
.01 %	3.44 dB																												



26dB Bandwidth

Mode	WCDMA Band V	WCDMA Band II
Mod.	RMC 12.2Kbps	RMC 12.2Kbps
Lowest CH	4.85	4.83
Middle CH	4.88	4.83
Highest CH	4.87	4.85

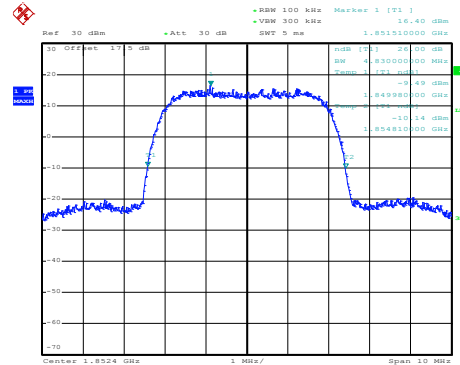
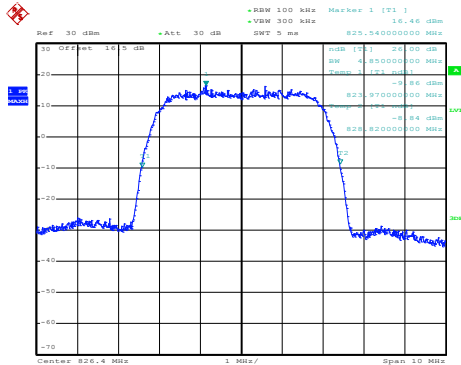


WCDMA Band V (RMC 12.2Kbps)

WCDMA Band II (RMC 12.2Kbps)

Lowest Channel

Lowest Channel

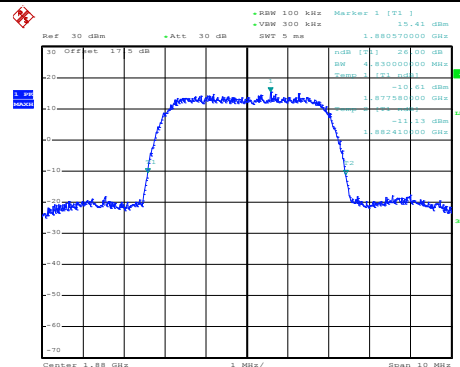
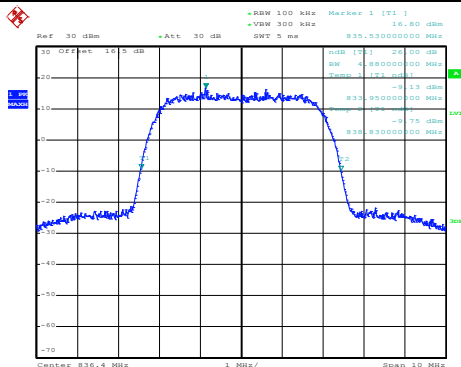


Date: 22.FEB.2016 14:07:26

Date: 22.FEB.2016 11:46:00

Middle Channel

Middle Channel

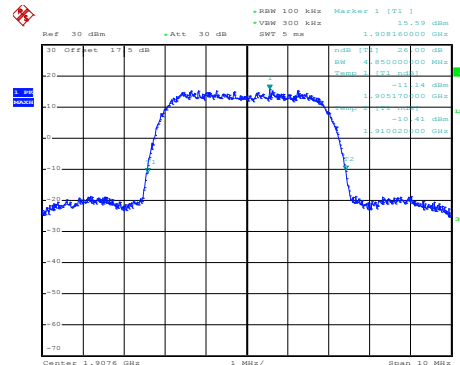
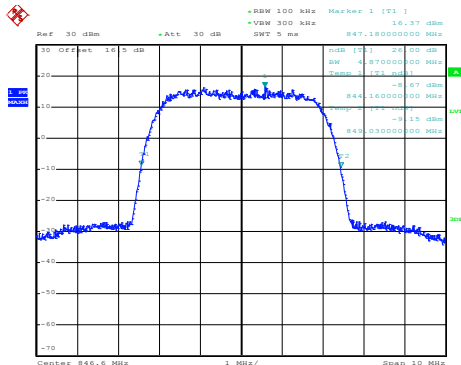


Date: 22.FEB.2016 14:07:54

Date: 22.FEB.2016 11:46:29

Highest Channel

Highest Channel



Date: 22.FEB.2016 14:08:22

Date: 22.FEB.2016 11:46:57



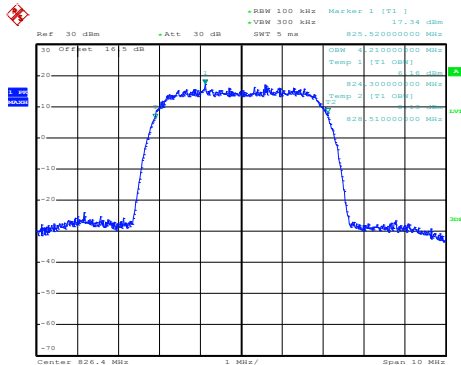
Occupied Bandwidth

Mode	WCDMA Band V	WCDMA Band II
Mod.	RMC 12.2Kbps	RMC 12.2Kbps
Lowest CH	4.21	4.20
Middle CH	4.22	4.21
Highest CH	4.20	4.22



WCDMA Band V (RMC 12.2Kbps)

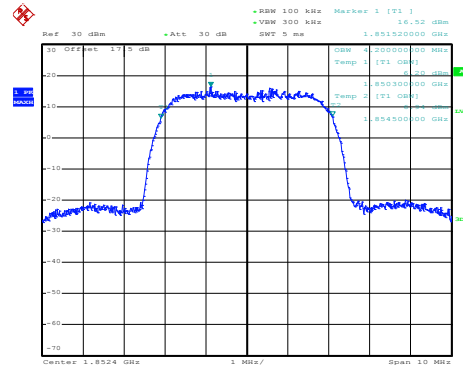
Lowest Channel



Date: 22.FEB.2016 14:09:30

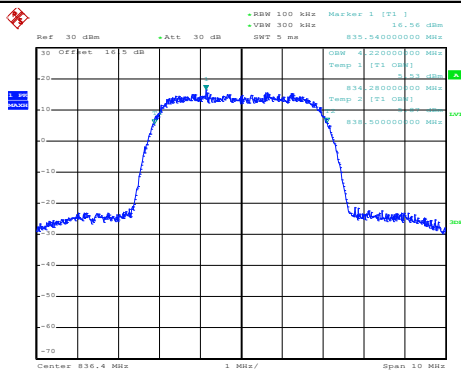
WCDMA Band II (RMC 12.2Kbps)

Lowest Channel



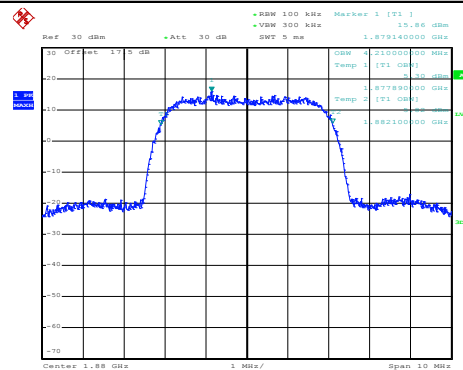
Date: 22.FEB.2016 11:47:32

Middle Channel



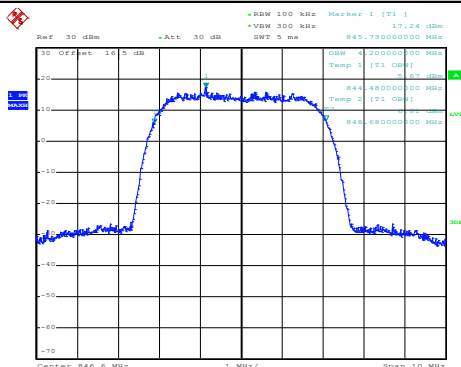
Date: 22.FEB.2016 14:09:58

Middle Channel



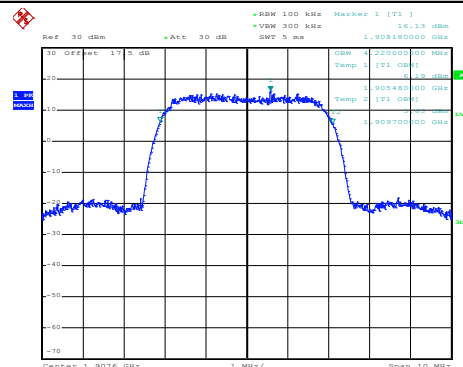
Date: 22.FEB.2016 11:48:00

Highest Channel



Date: 22.FEB.2016 14:10:27

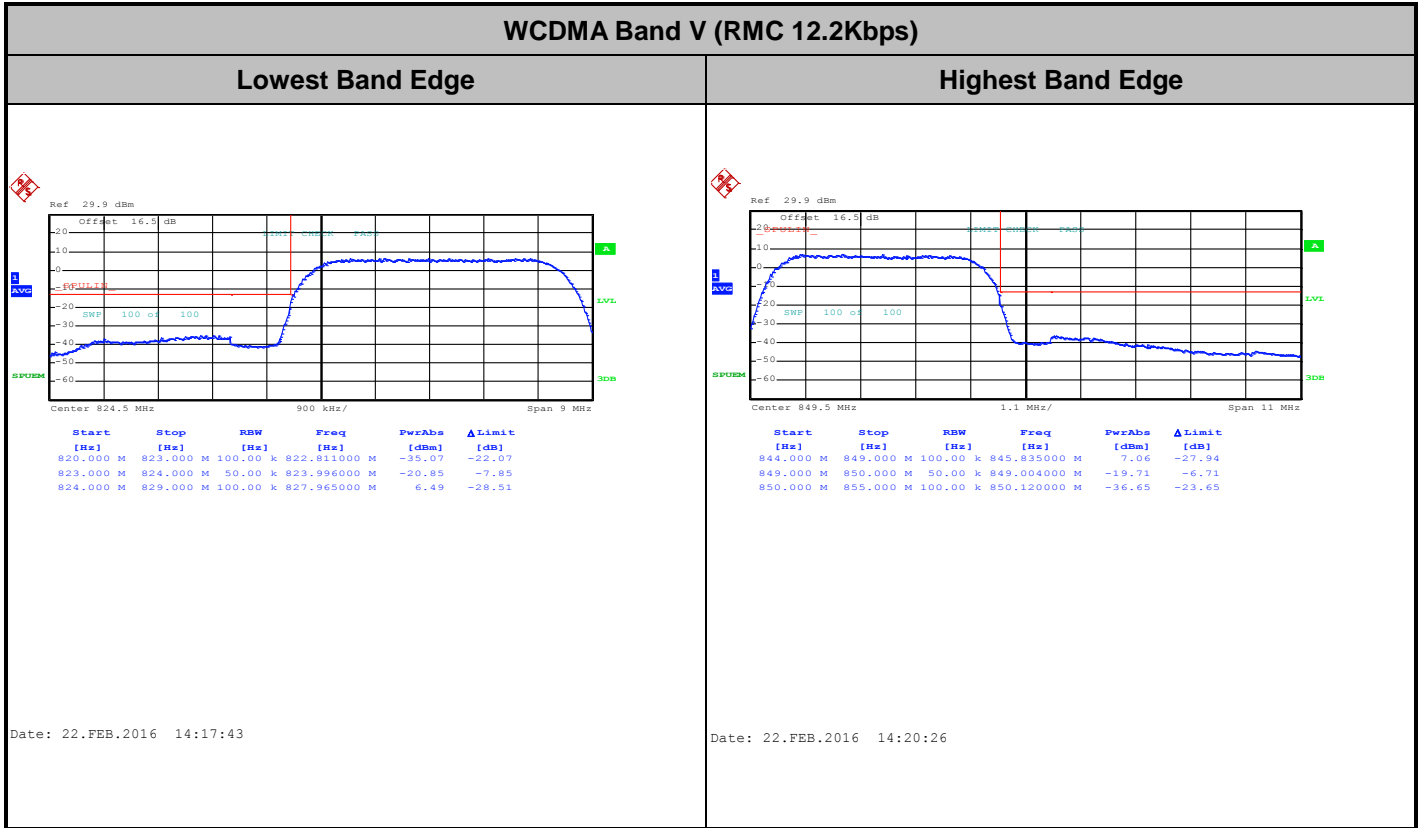
Highest Channel



Date: 22.FEB.2016 11:48:28



Conducted Band Edge

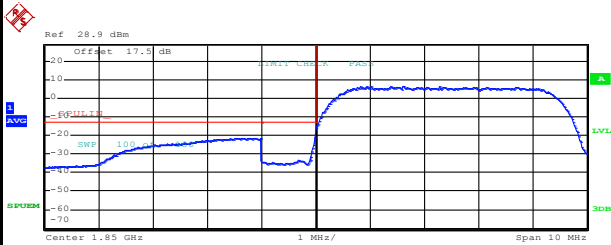




WCDMA Band II (RMC 12.2Kbps)

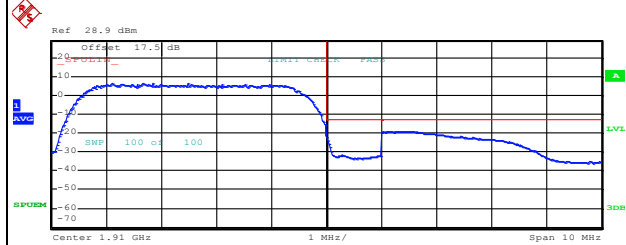
Lowest Band Edge

Highest Band Edge



Start [Hz]	Stop [Hz]	RBW [Hz]	Freq [Hz]	PwrAbs [dBm]	ΔLimit [dB]
1.843 G	1.849 G	1.00 M	1.848844 G	-21.99	-8.51
1.849 G	1.850 G	50.00 k	1.849996 G	-21.99	-8.99
1.850 G	1.855 G	100.00 k	1.851605 G	6.50	-28.50

Date: 22.FEB.2016 11:54:17



Start [Hz]	Stop [Hz]	RBW [Hz]	Freq [Hz]	PwrAbs [dBm]	ΔLimit [dB]
1.905 G	1.910 G	100.00 k	1.906665 G	6.66	-28.34
1.910 G	1.911 G	50.00 k	1.910012 G	-22.82	-9.82
1.911 G	1.915 G	1.00 M	1.911368 G	-19.16	-6.16

Date: 22.FEB.2016 11:57:00



Conducted Spurious Emission

WCDMA Band V (RMC 12.2Kbps)	WCDMA Band II (RMC 12.2Kbps)																																																																														
<p>Lowest Channel</p> <table border="1"> <thead> <tr> <th>Start [Hz]</th> <th>Stop [Hz]</th> <th>RBW [Hz]</th> <th>Freq [Hz]</th> <th>PwrAbs [dBm]</th> <th>ΔLimit [dB]</th> </tr> </thead> <tbody> <tr><td>30,000 M</td><td>820,000 M</td><td>1,000 M</td><td>819,402500 M</td><td>-35.64</td><td>-22.64</td></tr> <tr><td>855,000 M</td><td>1,000 G</td><td>1,000 M</td><td>856,885000 M</td><td>-42.80</td><td>-29.80</td></tr> <tr><td>1,000 G</td><td>3,000 G</td><td>1,000 M</td><td>2,9999000 G</td><td>-42.03</td><td>-28.03</td></tr> <tr><td>3,000 G</td><td>7,000 G</td><td>1,000 M</td><td>3,614000 G</td><td>-37.77</td><td>-24.77</td></tr> <tr><td>7,000 G</td><td>9,000 G</td><td>1,000 M</td><td>8,4099000 G</td><td>-35.12</td><td>-22.12</td></tr> </tbody> </table> <p>Date: 22.FEB.2016 14:11:40</p>	Start [Hz]	Stop [Hz]	RBW [Hz]	Freq [Hz]	PwrAbs [dBm]	ΔLimit [dB]	30,000 M	820,000 M	1,000 M	819,402500 M	-35.64	-22.64	855,000 M	1,000 G	1,000 M	856,885000 M	-42.80	-29.80	1,000 G	3,000 G	1,000 M	2,9999000 G	-42.03	-28.03	3,000 G	7,000 G	1,000 M	3,614000 G	-37.77	-24.77	7,000 G	9,000 G	1,000 M	8,4099000 G	-35.12	-22.12	<p>Lowest Channel</p> <table border="1"> <thead> <tr> <th>Start [Hz]</th> <th>Stop [Hz]</th> <th>RBW [Hz]</th> <th>Freq [Hz]</th> <th>PwrAbs [dBm]</th> <th>ΔLimit [dB]</th> </tr> </thead> <tbody> <tr><td>30,000 M</td><td>1,000 G</td><td>1,000 M</td><td>844,031500 M</td><td>-41.83</td><td>-28.83</td></tr> <tr><td>1,000 G</td><td>1,845 G</td><td>1,000 M</td><td>1,844366 G</td><td>-36.97</td><td>-23.97</td></tr> <tr><td>1,915 G</td><td>3,000 G</td><td>1,000 M</td><td>2,991989 G</td><td>-40.17</td><td>-27.17</td></tr> <tr><td>3,000 G</td><td>7,000 G</td><td>1,000 M</td><td>3,594000 G</td><td>-37.30</td><td>-24.30</td></tr> <tr><td>7,000 G</td><td>13,600 G</td><td>1,000 M</td><td>10,243900 G</td><td>-34.20</td><td>-21.20</td></tr> <tr><td>13,600 G</td><td>19,100 G</td><td>1,000 M</td><td>15,309625 G</td><td>-25.75</td><td>-12.75</td></tr> </tbody> </table> <p>Date: 22.FEB.2016 11:57:59</p>	Start [Hz]	Stop [Hz]	RBW [Hz]	Freq [Hz]	PwrAbs [dBm]	ΔLimit [dB]	30,000 M	1,000 G	1,000 M	844,031500 M	-41.83	-28.83	1,000 G	1,845 G	1,000 M	1,844366 G	-36.97	-23.97	1,915 G	3,000 G	1,000 M	2,991989 G	-40.17	-27.17	3,000 G	7,000 G	1,000 M	3,594000 G	-37.30	-24.30	7,000 G	13,600 G	1,000 M	10,243900 G	-34.20	-21.20	13,600 G	19,100 G	1,000 M	15,309625 G	-25.75	-12.75
Start [Hz]	Stop [Hz]	RBW [Hz]	Freq [Hz]	PwrAbs [dBm]	ΔLimit [dB]																																																																										
30,000 M	820,000 M	1,000 M	819,402500 M	-35.64	-22.64																																																																										
855,000 M	1,000 G	1,000 M	856,885000 M	-42.80	-29.80																																																																										
1,000 G	3,000 G	1,000 M	2,9999000 G	-42.03	-28.03																																																																										
3,000 G	7,000 G	1,000 M	3,614000 G	-37.77	-24.77																																																																										
7,000 G	9,000 G	1,000 M	8,4099000 G	-35.12	-22.12																																																																										
Start [Hz]	Stop [Hz]	RBW [Hz]	Freq [Hz]	PwrAbs [dBm]	ΔLimit [dB]																																																																										
30,000 M	1,000 G	1,000 M	844,031500 M	-41.83	-28.83																																																																										
1,000 G	1,845 G	1,000 M	1,844366 G	-36.97	-23.97																																																																										
1,915 G	3,000 G	1,000 M	2,991989 G	-40.17	-27.17																																																																										
3,000 G	7,000 G	1,000 M	3,594000 G	-37.30	-24.30																																																																										
7,000 G	13,600 G	1,000 M	10,243900 G	-34.20	-21.20																																																																										
13,600 G	19,100 G	1,000 M	15,309625 G	-25.75	-12.75																																																																										
<p>Middle Channel</p> <table border="1"> <thead> <tr> <th>Start [Hz]</th> <th>Stop [Hz]</th> <th>RBW [Hz]</th> <th>Freq [Hz]</th> <th>PwrAbs [dBm]</th> <th>ΔLimit [dB]</th> </tr> </thead> <tbody> <tr><td>30,000 M</td><td>820,000 M</td><td>1,000 M</td><td>807,785000 M</td><td>-43.27</td><td>-30.27</td></tr> <tr><td>855,000 M</td><td>1,000 G</td><td>1,000 M</td><td>861,207500 M</td><td>-42.95</td><td>-29.95</td></tr> <tr><td>1,000 G</td><td>3,000 G</td><td>1,000 M</td><td>2,913000 G</td><td>-40.95</td><td>-27.95</td></tr> <tr><td>3,000 G</td><td>7,000 G</td><td>1,000 M</td><td>3,031000 G</td><td>-39.93</td><td>-24.93</td></tr> <tr><td>7,000 G</td><td>9,000 G</td><td>1,000 M</td><td>8,0435000 G</td><td>-35.48</td><td>-22.48</td></tr> </tbody> </table> <p>Date: 22.FEB.2016 14:12:26</p>	Start [Hz]	Stop [Hz]	RBW [Hz]	Freq [Hz]	PwrAbs [dBm]	ΔLimit [dB]	30,000 M	820,000 M	1,000 M	807,785000 M	-43.27	-30.27	855,000 M	1,000 G	1,000 M	861,207500 M	-42.95	-29.95	1,000 G	3,000 G	1,000 M	2,913000 G	-40.95	-27.95	3,000 G	7,000 G	1,000 M	3,031000 G	-39.93	-24.93	7,000 G	9,000 G	1,000 M	8,0435000 G	-35.48	-22.48	<p>Middle Channel</p> <table border="1"> <thead> <tr> <th>Start [Hz]</th> <th>Stop [Hz]</th> <th>RBW [Hz]</th> <th>Freq [Hz]</th> <th>PwrAbs [dBm]</th> <th>ΔLimit [dB]</th> </tr> </thead> <tbody> <tr><td>30,000 M</td><td>1,000 G</td><td>1,000 M</td><td>846,012500 M</td><td>-41.93</td><td>-28.93</td></tr> <tr><td>1,000 G</td><td>1,845 G</td><td>1,000 M</td><td>1,8393584 G</td><td>-41.41</td><td>-28.41</td></tr> <tr><td>1,915 G</td><td>3,000 G</td><td>1,000 M</td><td>2,888516 G</td><td>-39.71</td><td>-26.71</td></tr> <tr><td>3,000 G</td><td>7,000 G</td><td>1,000 M</td><td>3,030500 G</td><td>-39.24</td><td>-24.24</td></tr> <tr><td>7,000 G</td><td>13,600 G</td><td>1,000 M</td><td>10,220900 G</td><td>-34.87</td><td>-21.87</td></tr> <tr><td>13,600 G</td><td>19,100 G</td><td>1,000 M</td><td>15,355188 G</td><td>-25.76</td><td>-12.76</td></tr> </tbody> </table> <p>Date: 22.FEB.2016 11:58:45</p>	Start [Hz]	Stop [Hz]	RBW [Hz]	Freq [Hz]	PwrAbs [dBm]	ΔLimit [dB]	30,000 M	1,000 G	1,000 M	846,012500 M	-41.93	-28.93	1,000 G	1,845 G	1,000 M	1,8393584 G	-41.41	-28.41	1,915 G	3,000 G	1,000 M	2,888516 G	-39.71	-26.71	3,000 G	7,000 G	1,000 M	3,030500 G	-39.24	-24.24	7,000 G	13,600 G	1,000 M	10,220900 G	-34.87	-21.87	13,600 G	19,100 G	1,000 M	15,355188 G	-25.76	-12.76
Start [Hz]	Stop [Hz]	RBW [Hz]	Freq [Hz]	PwrAbs [dBm]	ΔLimit [dB]																																																																										
30,000 M	820,000 M	1,000 M	807,785000 M	-43.27	-30.27																																																																										
855,000 M	1,000 G	1,000 M	861,207500 M	-42.95	-29.95																																																																										
1,000 G	3,000 G	1,000 M	2,913000 G	-40.95	-27.95																																																																										
3,000 G	7,000 G	1,000 M	3,031000 G	-39.93	-24.93																																																																										
7,000 G	9,000 G	1,000 M	8,0435000 G	-35.48	-22.48																																																																										
Start [Hz]	Stop [Hz]	RBW [Hz]	Freq [Hz]	PwrAbs [dBm]	ΔLimit [dB]																																																																										
30,000 M	1,000 G	1,000 M	846,012500 M	-41.93	-28.93																																																																										
1,000 G	1,845 G	1,000 M	1,8393584 G	-41.41	-28.41																																																																										
1,915 G	3,000 G	1,000 M	2,888516 G	-39.71	-26.71																																																																										
3,000 G	7,000 G	1,000 M	3,030500 G	-39.24	-24.24																																																																										
7,000 G	13,600 G	1,000 M	10,220900 G	-34.87	-21.87																																																																										
13,600 G	19,100 G	1,000 M	15,355188 G	-25.76	-12.76																																																																										
<p>Highest Channel</p> <table border="1"> <thead> <tr> <th>Start [Hz]</th> <th>Stop [Hz]</th> <th>RBW [Hz]</th> <th>Freq [Hz]</th> <th>PwrAbs [dBm]</th> <th>ΔLimit [dB]</th> </tr> </thead> <tbody> <tr><td>30,000 M</td><td>820,000 M</td><td>1,000 M</td><td>811,285000 M</td><td>-43.57</td><td>-30.57</td></tr> <tr><td>855,000 M</td><td>1,000 G</td><td>1,000 M</td><td>855,036250 M</td><td>-36.04</td><td>-23.04</td></tr> <tr><td>1,000 G</td><td>3,000 G</td><td>1,000 M</td><td>2,9800000 G</td><td>-42.47</td><td>-28.47</td></tr> <tr><td>3,000 G</td><td>7,000 G</td><td>1,000 M</td><td>3,119000 G</td><td>-38.19</td><td>-25.19</td></tr> <tr><td>7,000 G</td><td>9,000 G</td><td>1,000 M</td><td>7,9435000 G</td><td>-34.75</td><td>-21.75</td></tr> </tbody> </table> <p>Date: 22.FEB.2016 14:13:11</p>	Start [Hz]	Stop [Hz]	RBW [Hz]	Freq [Hz]	PwrAbs [dBm]	ΔLimit [dB]	30,000 M	820,000 M	1,000 M	811,285000 M	-43.57	-30.57	855,000 M	1,000 G	1,000 M	855,036250 M	-36.04	-23.04	1,000 G	3,000 G	1,000 M	2,9800000 G	-42.47	-28.47	3,000 G	7,000 G	1,000 M	3,119000 G	-38.19	-25.19	7,000 G	9,000 G	1,000 M	7,9435000 G	-34.75	-21.75	<p>Highest Channel</p> <table border="1"> <thead> <tr> <th>Start [Hz]</th> <th>Stop [Hz]</th> <th>RBW [Hz]</th> <th>Freq [Hz]</th> <th>PwrAbs [dBm]</th> <th>ΔLimit [dB]</th> </tr> </thead> <tbody> <tr><td>30,000 M</td><td>1,000 G</td><td>1,000 M</td><td>844,031500 M</td><td>-42.05</td><td>-29.05</td></tr> <tr><td>1,000 G</td><td>1,845 G</td><td>1,000 M</td><td>1,228573 G</td><td>-41.07</td><td>-28.07</td></tr> <tr><td>1,915 G</td><td>3,000 G</td><td>1,000 M</td><td>1,933071 G</td><td>-34.91</td><td>-21.91</td></tr> <tr><td>3,000 G</td><td>7,000 G</td><td>1,000 M</td><td>3,156000 G</td><td>-37.21</td><td>-24.21</td></tr> <tr><td>7,000 G</td><td>13,600 G</td><td>1,000 M</td><td>10,223275 G</td><td>-34.00</td><td>-21.00</td></tr> <tr><td>13,600 G</td><td>19,100 G</td><td>1,000 M</td><td>15,221125 G</td><td>-25.53</td><td>-12.53</td></tr> </tbody> </table> <p>Date: 22.FEB.2016 11:59:30</p>	Start [Hz]	Stop [Hz]	RBW [Hz]	Freq [Hz]	PwrAbs [dBm]	ΔLimit [dB]	30,000 M	1,000 G	1,000 M	844,031500 M	-42.05	-29.05	1,000 G	1,845 G	1,000 M	1,228573 G	-41.07	-28.07	1,915 G	3,000 G	1,000 M	1,933071 G	-34.91	-21.91	3,000 G	7,000 G	1,000 M	3,156000 G	-37.21	-24.21	7,000 G	13,600 G	1,000 M	10,223275 G	-34.00	-21.00	13,600 G	19,100 G	1,000 M	15,221125 G	-25.53	-12.53
Start [Hz]	Stop [Hz]	RBW [Hz]	Freq [Hz]	PwrAbs [dBm]	ΔLimit [dB]																																																																										
30,000 M	820,000 M	1,000 M	811,285000 M	-43.57	-30.57																																																																										
855,000 M	1,000 G	1,000 M	855,036250 M	-36.04	-23.04																																																																										
1,000 G	3,000 G	1,000 M	2,9800000 G	-42.47	-28.47																																																																										
3,000 G	7,000 G	1,000 M	3,119000 G	-38.19	-25.19																																																																										
7,000 G	9,000 G	1,000 M	7,9435000 G	-34.75	-21.75																																																																										
Start [Hz]	Stop [Hz]	RBW [Hz]	Freq [Hz]	PwrAbs [dBm]	ΔLimit [dB]																																																																										
30,000 M	1,000 G	1,000 M	844,031500 M	-42.05	-29.05																																																																										
1,000 G	1,845 G	1,000 M	1,228573 G	-41.07	-28.07																																																																										
1,915 G	3,000 G	1,000 M	1,933071 G	-34.91	-21.91																																																																										
3,000 G	7,000 G	1,000 M	3,156000 G	-37.21	-24.21																																																																										
7,000 G	13,600 G	1,000 M	10,223275 G	-34.00	-21.00																																																																										
13,600 G	19,100 G	1,000 M	15,221125 G	-25.53	-12.53																																																																										



Frequency Stability

Test Conditions	Middle Channel	WCDMA Band V (RMC 12.2Kbps)	Limit
Temperature (°C)	Voltage (Volt)	Deviation (ppm)	2.5ppm Result
50	Normal Voltage	0.0048	PASS
40	Normal Voltage	0.0024	
30	Normal Voltage	0.0132	
20(Ref.)	Normal Voltage	0.0000	
10	Normal Voltage	0.0012	
0	Normal Voltage	0.0120	
-10	Normal Voltage	0.0036	
-20	Normal Voltage	0.0167	
-30	Normal Voltage	0.0060	
20	Maximum Voltage	0.0036	
20	Normal Voltage	0.0132	
20	Battery End Point	0.0024	

Note:

- 1. Normal Voltage = 3.8V. ; Battery End Point (BEP) = 3.5 V. ; Maximum Voltage =4.35 V
- 2. The frequency fundamental emissions stay within the authorized frequency block.



Test Conditions Temperature (°C)	Middle Channel Voltage (Volt)	WCDMA Band II (RMC 12.2Kbps)	Limit Note 2.
		Deviation (ppm)	Result
50	Normal Voltage	0.0021	PASS
40	Normal Voltage	0.0096	
30	Normal Voltage	0.0074	
20(Ref.)	Normal Voltage	0.0000	
10	Normal Voltage	0.0005	
0	Normal Voltage	0.0011	
-10	Normal Voltage	0.0021	
-20	Normal Voltage	0.0080	
-30	Normal Voltage	0.0027	
20	Maximum Voltage	0.0080	
20	Normal Voltage	0.0005	
20	Battery End Point	0.0021	

Note:

- 1. Normal Voltage = 3.8V. ; Battery End Point (BEP) = 3.5 V. ; Maximum Voltage =4.35 V
- 2. The frequency fundamental emissions stay within the authorized frequency block.



Appendix B. Test Results of Radiated Test

ERP/EIRP

Channel	Mode	Horizontal		Vertical	
		ERP(dBm)	ERP(W)	ERP(dBm)	ERP(W)
Lowest	GSM850 GPRS class 8	14.75	0.0299	25.26	0.3357
Middle		15.84	0.0384	26.33	0.4295
Highest		16.67	0.0465	27.52	0.5649
Lowest	GSM850 EDGE class 8	9.05	0.0080	19.61	0.0914
Middle		9.57	0.0091	20.40	0.1096
Highest		10.22	0.0105	20.89	0.1227
Lowest	WCDMA Band V RMC 12.2Kbps	6.73	0.0047	17.33	0.0541
Middle		7.42	0.0055	18.34	0.0682
Highest		8.19	0.0066	19.21	0.0834
Limit	ERP < 7W	Result		PASS	

Channel	Mode	Horizontal		Vertical	
		EIRP(dBm)	EIRP(W)	EIRP(dBm)	EIRP(W)
Lowest	GSM1900 GPRS class 8	28.00	0.6310	27.61	0.5768
Middle		28.70	0.7413	27.83	0.6067
Highest		29.24	0.8395	28.41	0.6934
Lowest	GSM1900 EDGE class 8	23.55	0.2265	23.14	0.2061
Middle		24.29	0.2685	23.42	0.2198
Highest		25.38	0.3451	24.46	0.2793
Lowest	WCDMA Band II RMC 12.2Kbps	21.02	0.1265	20.37	0.1089
Middle		21.28	0.1343	19.99	0.0998
Highest		21.22	0.1324	20.49	0.1119
Limit	EIRP < 2W	Result		PASS	



Radiated Spurious Emission

GSM850 (GPRS class 8)									
Channel	Frequency (MHz)	ERP (dBm)	Limit (dBm)	Over Limit (dB)	SPA Reading (dBm)	S.G. Power (dBm)	TX Cable loss (dB)	TX Antenna Gain (dBi)	Polarization (H/V)
Lowest	1648	-52.65	-13	-39.65	-57.38	-54.41	0.98	4.89	H
	2472	-48.01	-13	-35.01	-57.38	-49.89	1.28	5.32	H
	3296	-62.94	-13	-49.94	-75.46	-66.35	1.54	7.10	H
	4120	-57.54	-13	-44.54	-73.16	-62.18	1.83	8.62	H
	4944	-57.46	-13	-44.46	-76.18	-62.59	2.30	9.59	H
	5768	-55.65	-13	-42.65	-75.96	-60.53	2.78	9.81	H
	6592	-55.44	-13	-42.44	-77.87	-60.88	2.72	10.31	H
	1648	-58.48	-13	-45.48	-61.74	-60.24	0.98	4.89	V
	2472	-46.71	-13	-33.71	-57.06	-48.59	1.28	5.32	V
	3296	-65.28	-13	-52.28	-76.78	-68.69	1.54	7.10	V
	4120	-60.54	-13	-47.54	-76.11	-65.18	1.83	8.62	V
	4944	-60.72	-13	-47.72	-78.28	-65.85	2.30	9.59	V
	5768	-59.56	-13	-46.56	-78.81	-64.44	2.78	9.81	V
	6592	-56.66	-13	-43.66	-79.46	-62.1	2.72	10.31	V
Middle	1672	-53.46	-13	-40.46	-58.05	-55.14	0.99	4.82	H
	2512	-41.48	-13	-28.48	-51.05	-43.45	1.29	5.41	H
	3344	-61.55	-13	-48.55	-73.72	-65.16	1.56	7.31	H
	4184	-55.19	-13	-42.19	-70.95	-59.81	1.87	8.64	H
	5856	-53.32	-13	-40.32	-74.09	-58.18	2.83	9.84	H
	6688	-53.58	-13	-40.58	-76.35	-59.16	2.69	10.43	H
	7528	-51.68	-13	-38.68	-76.66	-58.93	2.42	11.82	H
	1672	-57.60	-13	-44.60	-60.62	-59.28	0.99	4.82	V
	2512	-43.72	-13	-30.72	-53.99	-45.69	1.29	5.41	V
	3344	-63.48	-13	-50.48	-74.88	-67.09	1.56	7.31	V
	4184	-58.70	-13	-45.70	-74.54	-63.32	1.87	8.64	V
	5856	-58.54	-13	-45.54	-78.62	-63.4	2.83	9.84	V
	6688	-56.54	-13	-43.54	-79.31	-62.12	2.69	10.43	V
7528	-54.77	-13	-41.77	-78.86	-62.02	2.42	11.82	V	
Highest	1696	-58.94	-13	-45.94	-63.68	-60.54	1.00	4.75	H
	2544	-41.43	-13	-28.43	-51	-43.41	1.30	5.44	H
	3392	-61.60	-13	-48.60	-73.86	-65.4	1.57	7.52	H
	4248	-59.60	-13	-46.60	-75.57	-64.2	1.90	8.65	H
	5944	-54.46	-13	-41.46	-75.57	-59.31	2.88	9.88	H
	8488	-51.32	-13	-38.32	-77.32	-59.29	2.37	12.49	H
	1696	-56.58	-13	-43.58	-60.33	-58.18	1.00	4.75	V
	2544	-44.31	-13	-31.31	-54.56	-46.29	1.30	5.44	V
	3392	-62.60	-13	-49.60	-74.4	-66.4	1.57	7.52	V
	4248	-60.10	-13	-47.10	-75.79	-64.7	1.90	8.65	V
5944	-58.55	-13	-45.55	-79.34	-63.4	2.88	9.88	V	
8488	-53.52	-13	-40.52	-78.83	-61.49	2.37	12.49	V	

Remark: Spurious emissions within 30-1000MHz were found more than 20dB below limit line.



GSM850 (EDGE class 8)									
Channel	Frequency (MHz)	ERP (dBm)	Limit (dBm)	Over Limit (dB)	SPA Reading (dBm)	S.G. Power (dBm)	TX Cable loss (dB)	TX Antenna Gain (dBi)	Polarization (H/V)
Lowest	1648	-52.79	-13	-39.79	-57.51	-54.55	0.98	4.89	H
	2472	-47.81	-13	-34.81	-57.18	-49.69	1.28	5.32	H
	3296	-63.18	-13	-50.18	-75.69	-66.59	1.54	7.10	H
	4120	-57.21	-13	-44.21	-72.82	-61.85	1.83	8.62	H
	4944	-57.38	-13	-44.38	-76.09	-62.51	2.30	9.59	H
	5768	-55.93	-13	-42.93	-76.3	-60.81	2.78	9.81	H
	6592	-55.23	-13	-42.23	-77.73	-60.67	2.72	10.31	H
	1648	-56.82	-13	-43.82	-60.08	-58.58	0.98	4.89	V
	2472	-46.74	-13	-33.74	-57.14	-48.62	1.28	5.32	V
	3296	-64.91	-13	-51.91	-76.51	-68.32	1.54	7.10	V
	4120	-60.10	-13	-47.10	-75.7	-64.74	1.83	8.62	V
	4944	-60.91	-13	-47.91	-78.47	-66.04	2.30	9.59	V
	5768	-59.90	-13	-46.90	-79.19	-64.78	2.78	9.81	V
	6592	-56.97	-13	-43.97	-79.77	-62.41	2.72	10.31	V
Middle	1672	-53.66	-13	-40.66	-58.25	-55.34	0.99	4.82	H
	2512	-45.04	-13	-32.04	-54.61	-47.01	1.29	5.41	H
	3344	-62.74	-13	-49.74	-74.93	-66.35	1.56	7.31	H
	4184	-55.35	-13	-42.35	-71.11	-59.97	1.87	8.64	H
	5856	-54.35	-13	-41.35	-75.08	-59.21	2.83	9.84	H
	6688	-55.21	-13	-42.21	-78	-60.79	2.69	10.43	H
	7528	-52.93	-13	-39.93	-77.91	-60.18	2.42	11.82	H
	1672	-57.71	-13	-44.71	-60.74	-59.39	0.99	4.82	V
	2512	-44.28	-13	-31.28	-54.47	-46.25	1.29	5.41	V
	3344	-64.94	-13	-51.94	-76.36	-68.55	1.56	7.31	V
	4184	-58.17	-13	-45.17	-73.99	-62.79	1.87	8.64	V
	5856	-59.52	-13	-46.52	-79.63	-64.38	2.83	9.84	V
6688	-57.31	-13	-44.31	-80.08	-62.89	2.69	10.43	V	
7528	-55.57	-13	-42.57	-79.66	-62.82	2.42	11.82	V	
Highest	1696	-57.97	-13	-44.97	-62.67	-59.57	1.00	4.75	H
	2544	-43.27	-13	-30.27	-52.86	-45.25	1.30	5.44	H
	3392	-61.67	-13	-48.67	-73.95	-65.47	1.57	7.52	H
	4248	-60.03	-13	-47.03	-75.99	-64.63	1.90	8.65	H
	5944	-53.96	-13	-40.96	-75.1	-58.81	2.88	9.88	H
	1696	-61.16	-13	-48.16	-64.9	-62.76	1.00	4.75	V
	2544	-45.87	-13	-32.87	-53.95	-47.85	1.30	5.44	V
	3392	-65.78	-13	-52.78	-75.44	-69.58	1.57	7.52	V
	4248	-63.39	-13	-50.39	-76.98	-67.99	1.90	8.65	V
5944	-61.28	-13	-48.28	-79.92	-66.13	2.88	9.88	V	

Remark: Spurious emissions within 30-1000MHz were found more than 20dB below limit line.



GSM1900 (GPRS class 8)									
Channel	Frequency (MHz)	EIRP (dBm)	Limit (dBm)	Over Limit (dB)	SPA Reading (dBm)	S.G. Power (dBm)	TX Cable loss (dB)	TX Antenna Gain (dBi)	Polarization (H/V)
Lowest	3700	-62.48	-13	-49.48	-76.97	-69.05	1.67	8.24	H
	5548	-57.42	-13	-44.42	-77.56	-64.49	2.65	9.72	H
	7403	-54.54	-13	-41.54	-80.01	-63.69	2.46	11.61	H
	3700	-62.54	-13	-49.54	-76.94	-69.11	1.67	8.24	V
	5548	-60.14	-13	-47.14	-78.74	-67.21	2.65	9.72	V
	7403	-56.11	-13	-43.11	-80.37	-65.26	2.46	11.61	V
Middle	3763	-62.32	-13	-49.32	-77.03	-68.95	1.69	8.32	H
	5639	-58.09	-13	-45.09	-77.99	-65.14	2.71	9.76	H
	7529	-54.79	-13	-41.79	-79.79	-64.19	2.42	11.82	H
	9398	-46.91	-13	-33.91	-75.75	-56.88	2.57	12.54	H
	3763	-62.65	-13	-49.65	-76.67	-69.28	1.69	8.32	V
	5639	-60.54	-13	-47.54	-78.91	-67.59	2.71	9.76	V
	7529	-55.62	-13	-42.62	-79.72	-65.02	2.42	11.82	V
	9398	-52.77	-13	-39.77	-78.27	-62.74	2.57	12.54	V
Highest	3819	-61.72	-13	-48.72	-76.5	-68.4	1.70	8.38	H
	5730	-57.93	-13	-44.93	-78.08	-64.96	2.76	9.79	H
	7641	-54.67	-13	-41.67	-79.36	-64.17	2.38	11.88	H
	9552	-48.11	-13	-35.11	-77.24	-57.98	2.60	12.47	H
	3819	-62.87	-13	-49.87	-77	-69.55	1.70	8.38	V
	5730	-60.33	-13	-47.33	-79.31	-67.36	2.76	9.79	V
	7641	-55.29	-13	-42.29	-79.29	-64.79	2.38	11.88	V
	9552	-53.52	-13	-40.52	-79.66	-63.39	2.60	12.47	V

Remark: Spurious emissions within 30-1000MHz were found more than 20dB below limit line.



GSM1900 (EDGE class 8)									
Channel	Frequency (MHz)	EIRP (dBm)	Limit (dBm)	Over Limit (dB)	SPA Reading (dBm)	S.G. Power (dBm)	TX Cable loss (dB)	TX Antenna Gain (dBi)	Polarization (H/V)
Lowest	3700	-62.28	-13	-49.28	-76.76	-68.85	1.67	8.24	H
	5548	-58.30	-13	-45.30	-78.42	-65.37	2.65	9.72	H
	7403	-54.61	-13	-41.61	-80.08	-63.76	2.46	11.61	H
	9251	-49.43	-13	-36.43	-78.22	-59.49	2.54	12.60	H
	3700	-62.45	-13	-49.45	-76.86	-69.02	1.67	8.24	V
	5548	-59.90	-13	-46.90	-78.48	-66.97	2.65	9.72	V
	7403	-55.64	-13	-42.64	-79.92	-64.79	2.46	11.61	V
	9251	-53.43	-13	-40.43	-79.61	-63.49	2.54	12.60	V
Middle	3763	-62.38	-13	-49.38	-77.08	-69.01	1.69	8.32	H
	5639	-57.24	-13	-44.24	-77.11	-64.29	2.71	9.76	H
	7522	-54.73	-13	-41.73	-79.74	-64.12	2.42	11.81	H
	9398	-49.65	-13	-36.65	-78.51	-59.62	2.57	12.54	H
	3763	-62.75	-13	-49.75	-77.02	-69.38	1.69	8.32	V
	5639	-60.28	-13	-47.28	-78.68	-67.33	2.71	9.76	V
	7522	-55.63	-13	-42.63	-79.65	-65.02	2.42	11.81	V
	9398	-54.24	-13	-41.24	-79.74	-64.21	2.57	12.54	V
Highest	3819	-62.15	-13	-49.15	-76.91	-68.83	1.70	8.38	H
	5730	-58.93	-13	-45.93	-79.09	-65.96	2.76	9.79	H
	7641	-54.77	-13	-41.77	-79.49	-64.27	2.38	11.88	H
	9552	-49.14	-13	-36.14	-78.27	-59.01	2.60	12.47	H
	3819	-62.67	-13	-49.67	-76.81	-69.35	1.70	8.38	V
	5730	-59.71	-13	-46.71	-78.69	-66.74	2.76	9.79	V
	7641	-55.69	-13	-42.69	-79.69	-65.19	2.38	11.88	V
	9552	-52.57	-13	-39.57	-78.59	-62.44	2.60	12.47	V

Remark: Spurious emissions within 30-1000MHz were found more than 20dB below limit line.



WCDMA Band V (RMC 12.2Kbps)									
Channel	Frequency (MHz)	ERP (dBm)	Limit (dBm)	Over Limit (dB)	SPA Reading (dBm)	S.G. Power (dBm)	TX Cable loss (dB)	TX Antenna Gain (dBi)	Polarization (H/V)
Lowest	1648	-69.72	-13	-56.72	-74.46	-71.48	0.98	4.89	H
	2472	-66.31	-13	-53.31	-75.7	-68.19	1.28	5.32	H
	3296	-63.92	-13	-50.92	-76.43	-67.33	1.54	7.10	H
	1648	-71.42	-13	-58.42	-74.68	-73.18	0.98	4.89	V
	2472	-65.40	-13	-52.40	-75.77	-67.28	1.28	5.32	V
	3296	-65.31	-13	-52.31	-76.76	-68.72	1.54	7.10	V
Middle	1672	-70.15	-13	-57.15	-74.75	-71.83	0.99	4.82	H
	2512	-65.92	-13	-52.92	-75.48	-67.89	1.29	5.41	H
	3344	-64.40	-13	-51.40	-76.57	-68.01	1.56	7.31	H
	1672	-71.80	-13	-58.80	-74.82	-73.48	0.99	4.82	V
	2512	-65.30	-13	-52.30	-75.53	-67.27	1.29	5.41	V
	3344	-65.06	-13	-52.06	-76.44	-68.67	1.56	7.31	V
Highest	1696	-69.91	-13	-56.91	-74.62	-71.51	1.00	4.75	H
	2544	-66.19	-13	-53.19	-75.77	-68.17	1.30	5.44	H
	3392	-64.15	-13	-51.15	-76.44	-67.95	1.57	7.52	H
	1696	-70.83	-13	-57.83	-74.61	-72.43	1.00	4.75	V
	2544	-65.52	-13	-52.52	-75.74	-67.5	1.30	5.44	V
	3392	-64.61	-13	-51.61	-76.41	-68.41	1.57	7.52	V

Remark: Spurious emissions within 30-1000MHz were found more than 20dB below limit line.



WCDMA Band II (RMC 12.2Kbps)									
Channel	Frequency (MHz)	EIRP (dBm)	Limit (dBm)	Over Limit (dB)	SPA Reading (dBm)	S.G. Power (dBm)	TX Cable loss (dB)	TX Antenna Gain (dBi)	Polarization (H/V)
Lowest	3700	-62.35	-13	-49.35	-76.84	-68.92	1.67	8.24	H
	5548	-58.75	-13	-45.75	-78.88	-65.82	2.65	9.72	H
	7403	-54.55	-13	-41.55	-79.97	-63.7	2.46	11.61	H
	3700	-62.38	-13	-49.38	-76.8	-68.95	1.67	8.24	V
	5548	-60.55	-13	-47.55	-79.09	-67.62	2.65	9.72	V
	7403	-55.93	-13	-42.93	-80.24	-65.08	2.46	11.61	V
Middle	3756	-61.07	-13	-48.07	-75.75	-67.69	1.68	8.31	H
	5639	-52.16	-13	-39.16	-72.08	-59.21	2.71	9.76	H
	7515	-54.48	-13	-41.48	-79.55	-63.86	2.42	11.81	H
	3756	-62.15	-13	-49.15	-76.53	-68.77	1.68	8.31	V
	5639	-57.72	-13	-44.72	-76.11	-64.77	2.71	9.76	V
	7515	-54.78	-13	-41.78	-79.91	-64.16	2.42	11.81	V
Highest	3812	-61.28	-13	-48.28	-76.01	-67.95	1.70	8.37	H
	5723	-50.67	-13	-37.67	-70.82	-57.71	2.75	9.79	H
	7634	-51.52	-13	-38.52	-76.19	-61.01	2.39	11.88	H
	9538	-48.34	-13	-35.34	-77.37	-58.22	2.60	12.48	H
	3812	-61.57	-13	-48.57	-75.63	-68.24	1.70	8.37	V
	5723	-55.07	-13	-42.07	-74.03	-62.11	2.75	9.79	V
	7634	-54.54	-13	-41.54	-78.51	-64.03	2.39	11.88	V
	9538	-53.32	-13	-40.32	-79.19	-63.2	2.60	12.48	V

Remark: Spurious emissions within 30-1000MHz were found more than 20dB below limit line.