



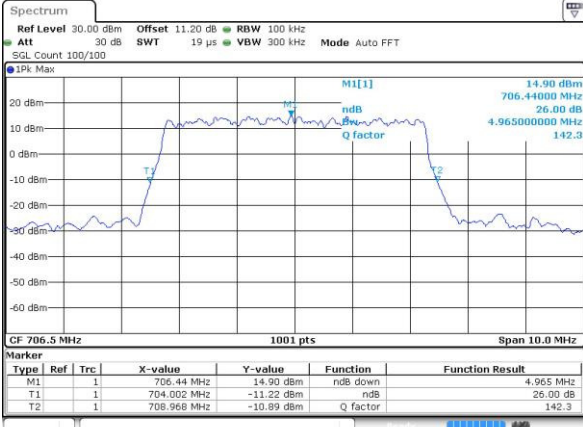
26dB Bandwidth

Mode	LTE Band 17 : 26dB BW(MHz)											
	1.4MHz		3MHz		5MHz		10MHz		15MHz		20MHz	
BW	QPSK	16QAM	QPSK	16QAM	QPSK	16QAM	QPSK	16QAM	QPSK	16QAM	QPSK	16QAM
Mod.	QPSK	16QAM	QPSK	16QAM	QPSK	16QAM	QPSK	16QAM	QPSK	16QAM	QPSK	16QAM
Lowest CH	-	-	-	-	4.97	4.86	9.83	9.65	-	-	-	-
Middle CH	-	-	-	-	4.94	4.96	10.15	9.83	-	-	-	-
Highest CH	-	-	-	-	5.09	4.94	9.97	9.73	-	-	-	-



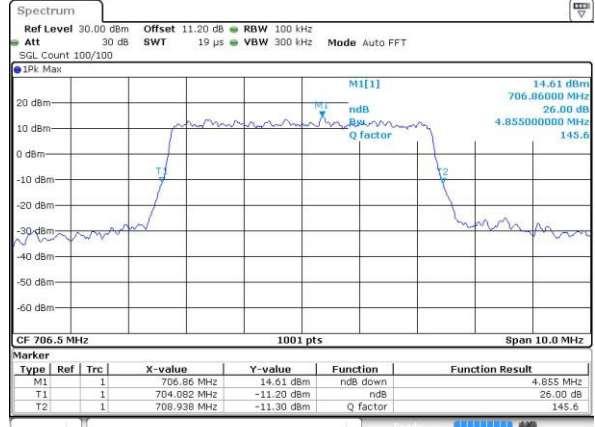
LTE Band 17

Lowest Channel / 5MHz / QPSK



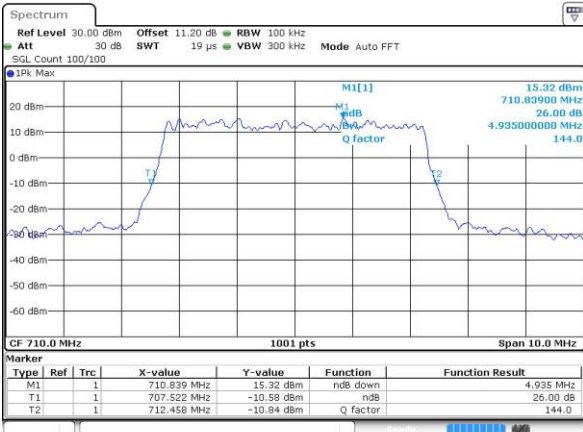
Date: 15 FEB 2016 11:25:05

Lowest Channel / 5MHz / 16QAM



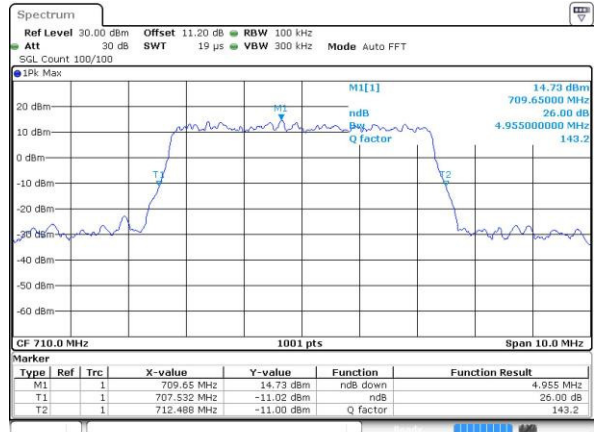
Date: 15 FEB 2016 11:25:15

Middle Channel / 5MHz / QPSK



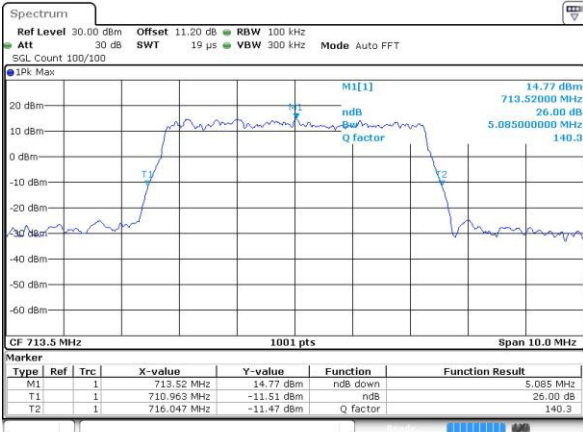
Date: 15 FEB 2016 11:35:44

Middle Channel / 5MHz / 16QAM



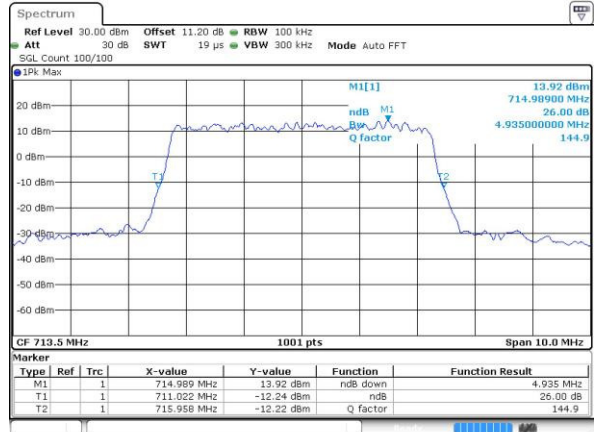
Date: 15 FEB 2016 11:35:55

Highest Channel / 5MHz / QPSK



Date: 15 FEB 2016 11:38:15

Highest Channel / 5MHz / 16QAM

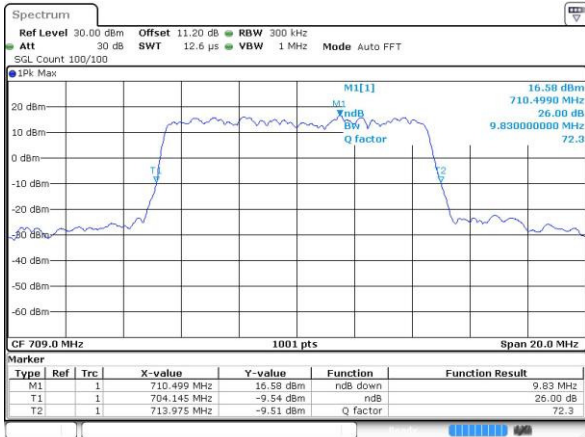


Date: 15 FEB 2016 11:38:25



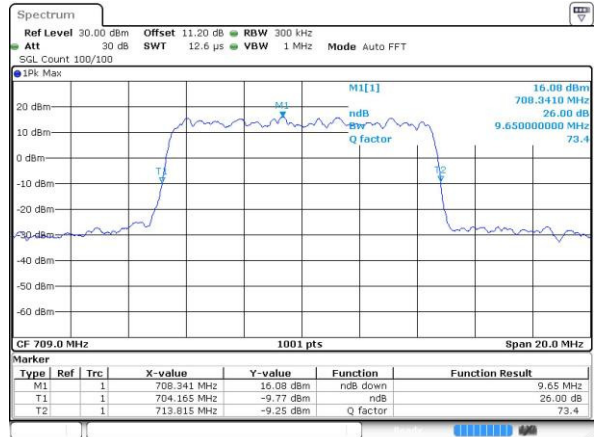
LTE Band 17

Lowest Channel / 10MHz / QPSK



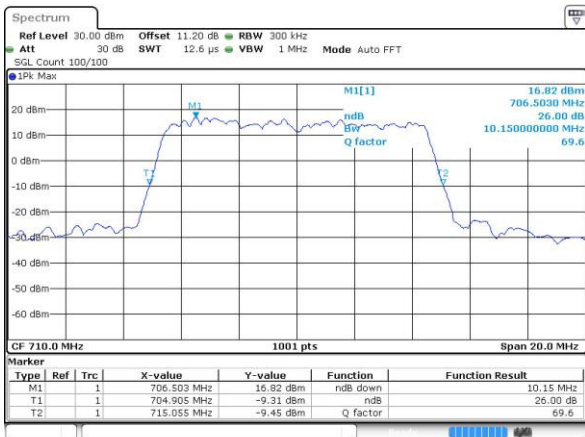
Date: 15.FEB.2016 11:48:54

Lowest Channel / 10MHz / 16QAM



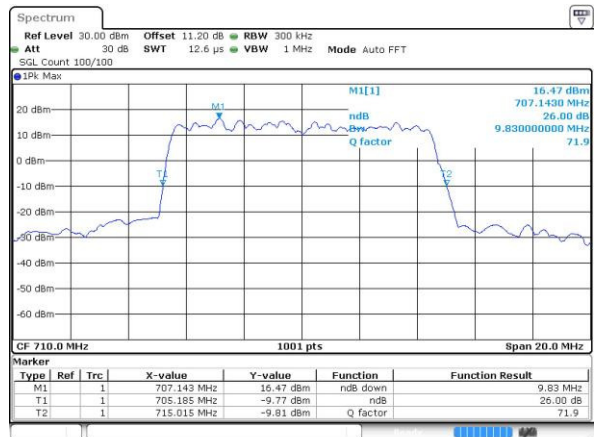
Date: 15.FEB.2016 11:49:04

Middle Channel / 10MHz / QPSK



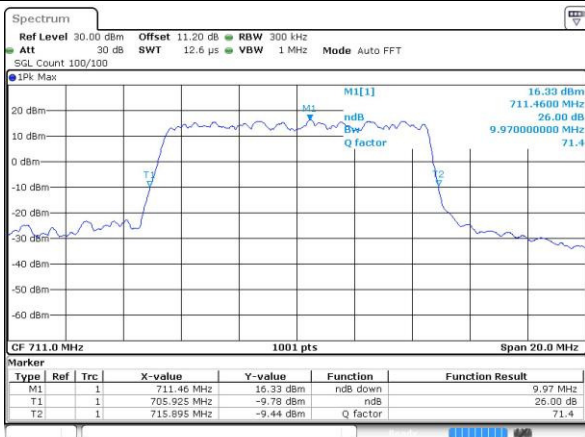
Date: 15.FEB.2016 11:59:33

Middle Channel / 10MHz / 16QAM



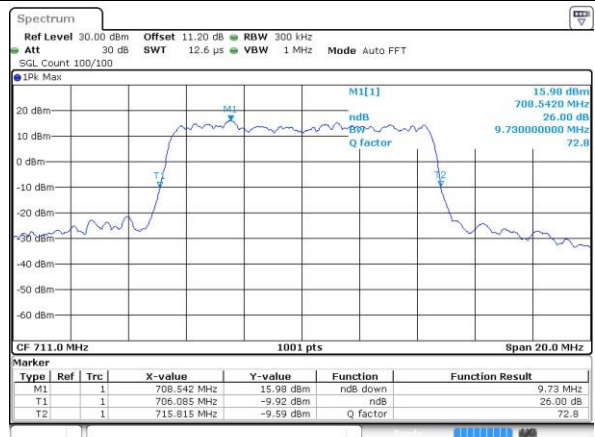
Date: 15.FEB.2016 11:59:44

Highest Channel / 10MHz / QPSK



Date: 15.FEB.2016 12:02:04

Highest Channel / 10MHz / 16QAM



Date: 15.FEB.2016 12:02:14



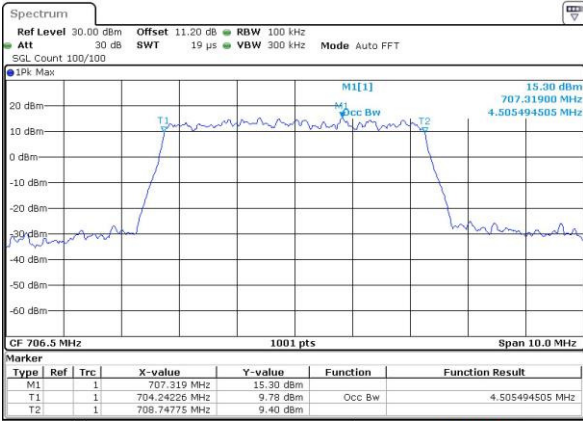
Occupied Bandwidth

Mode	LTE Band 17 : 99%OBW(MHz)											
	1.4MHz		3MHz		5MHz		10MHz		15MHz		20MHz	
BW	QPSK	16QAM	QPSK	16QAM	QPSK	16QAM	QPSK	16QAM	QPSK	16QAM	QPSK	16QAM
Mod.	QPSK	16QAM	QPSK	16QAM	QPSK	16QAM	QPSK	16QAM	QPSK	16QAM	QPSK	16QAM
Lowest CH	-	-	-	-	4.51	4.48	9.03	9.03	-	-	-	-
Middle CH	-	-	-	-	4.49	4.5	9.05	8.95	-	-	-	-
Highest CH	-	-	-	-	4.5	4.49	9.05	9.03	-	-	-	-



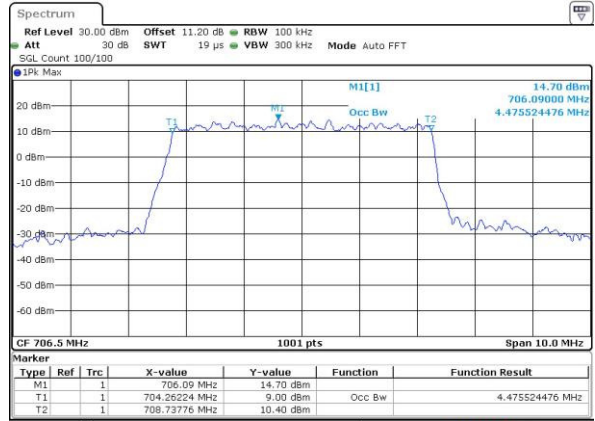
LTE Band 17

Lowest Channel / 5MHz / QPSK



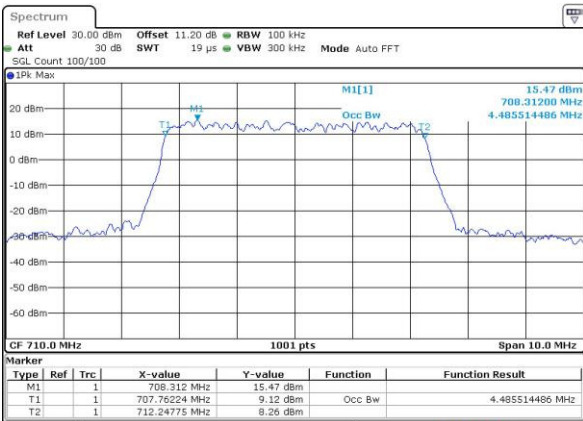
Date: 15 FEB 2016 11:24:43

Lowest Channel / 5MHz / 16QAM



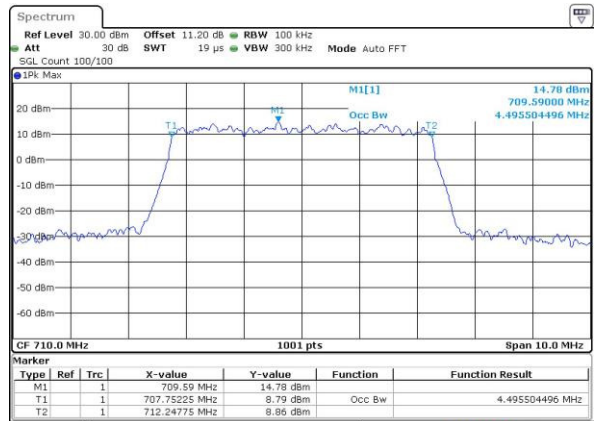
Date: 15 FEB 2016 11:24:54

Middle Channel / 5MHz / QPSK



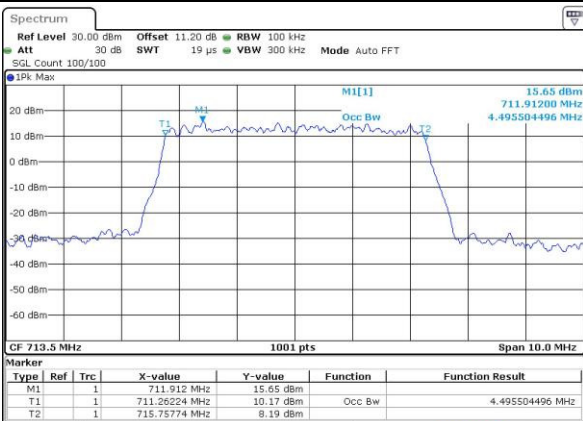
Date: 15 FEB 2016 11:35:23

Middle Channel / 5MHz / 16QAM



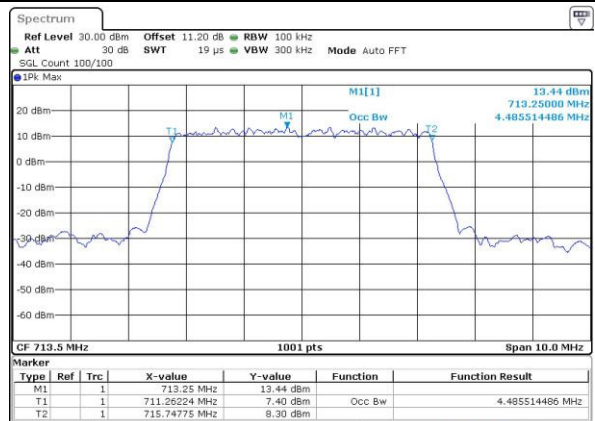
Date: 15 FEB 2016 11:35:34

Highest Channel / 5MHz / QPSK



Date: 15 FEB 2016 11:37:53

Highest Channel / 5MHz / 16QAM

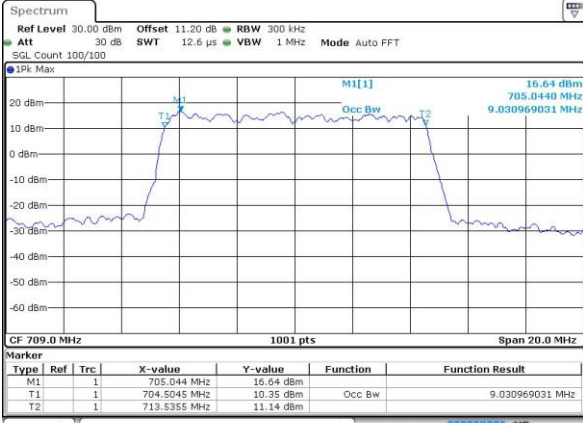


Date: 15 FEB 2016 11:38:04



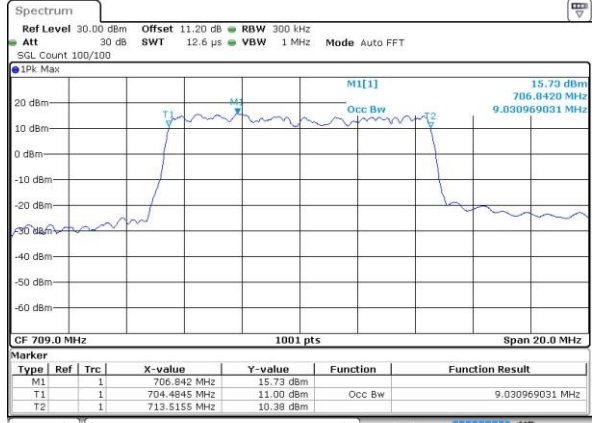
LTE Band 17

Lowest Channel / 10MHz / QPSK



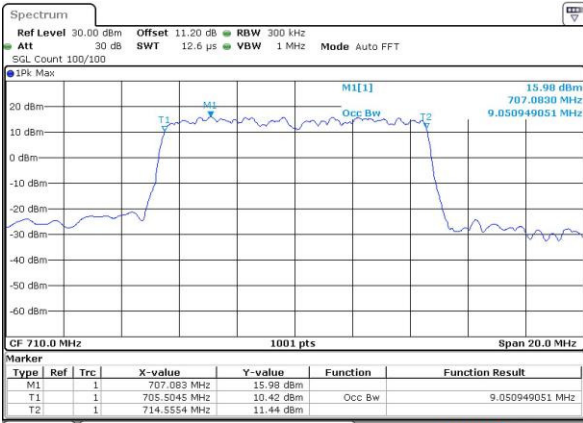
Date: 15 FEB 2016 11:48:33

Lowest Channel / 10MHz / 16QAM



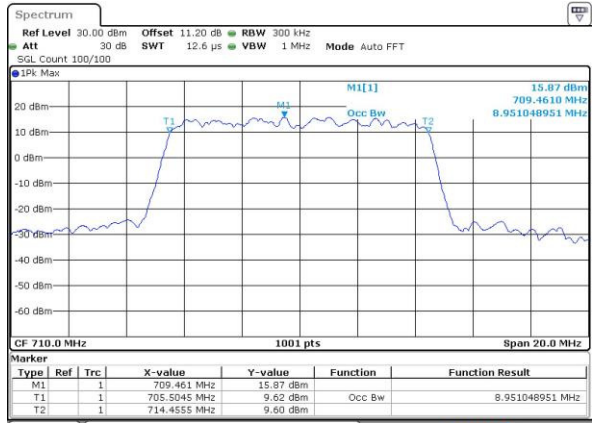
Date: 15 FEB 2016 11:48:43

Middle Channel / 10MHz / QPSK



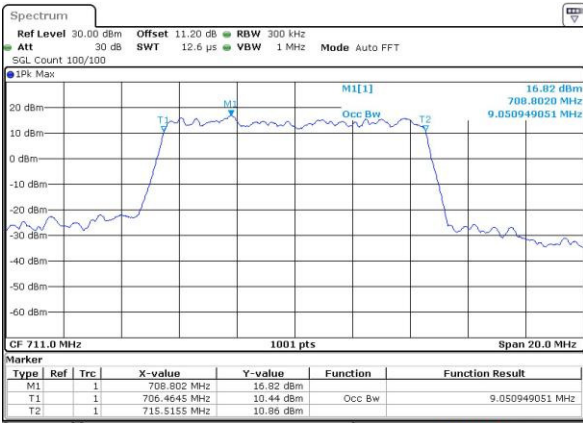
Date: 15 FEB 2016 11:59:13

Middle Channel / 10MHz / 16QAM



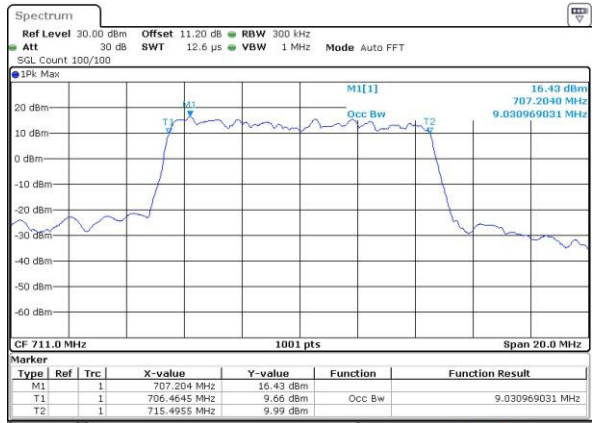
Date: 15 FEB 2016 11:59:23

Highest Channel / 10MHz / QPSK



Date: 15 FEB 2016 12:01:43

Highest Channel / 10MHz / 16QAM



Date: 15 FEB 2016 12:01:53

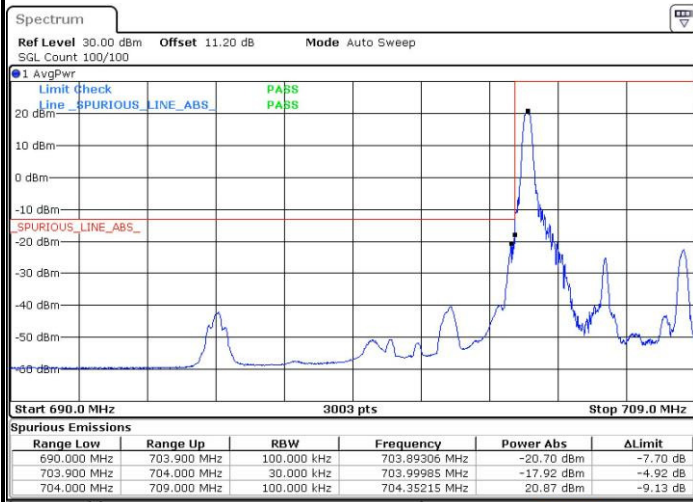


Conducted Band Edge



LTE Band 17 / 5MHz / QPSK

Lowest Band Edge / 1 RB



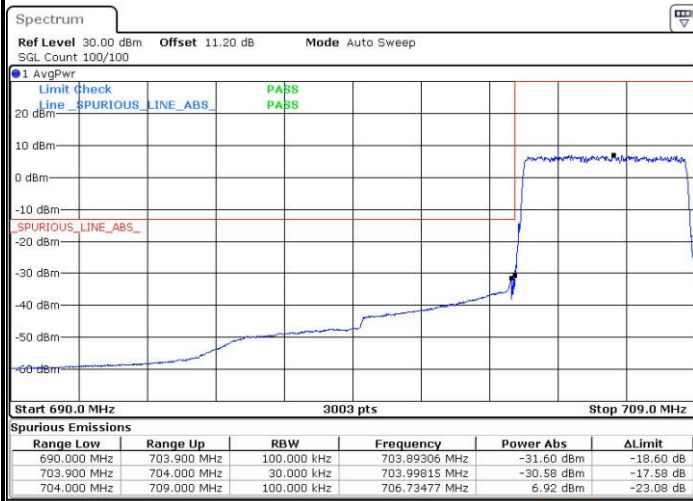
Date: 15.FEB.2016 11:27:17

Highest Band Edge / 1 RB



Date: 15.FEB.2016 11:40:27

Lowest Band Edge / Full RB



Date: 15.FEB.2016 11:31:21

Highest Band Edge / Full RB

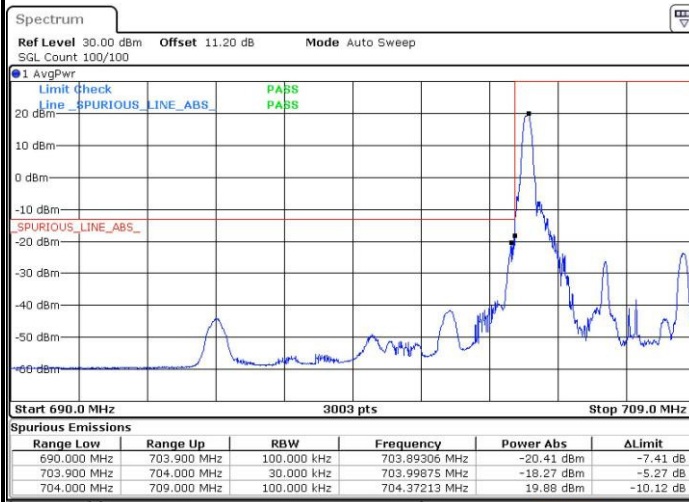


Date: 15.FEB.2016 11:44:31



LTE Band 17 / 5MHz / 16QAM

Lowest Band Edge / 1 RB



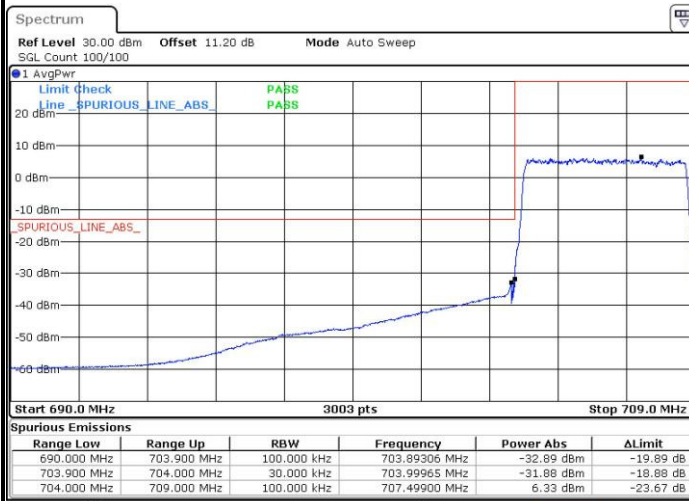
Date: 15.FEB.2016 11:29:19

Highest Band Edge / 1 RB



Date: 15.FEB.2016 11:42:29

Lowest Band Edge / Full RB



Date: 15.FEB.2016 11:33:24

Highest Band Edge / Full RB

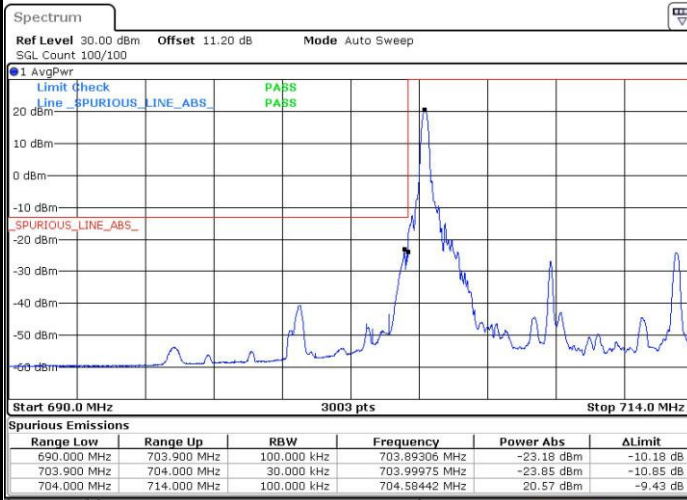


Date: 15.FEB.2016 11:46:33



LTE Band 17 / 10MHz / QPSK

Lowest Band Edge / 1 RB



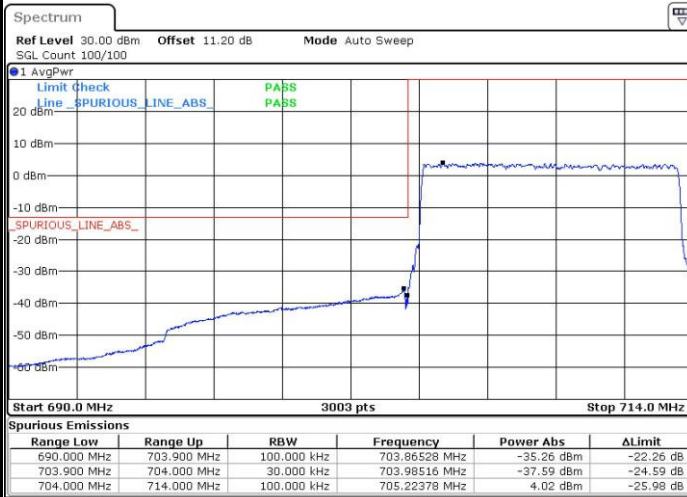
Date: 15.FEB.2016 11:51:06

Highest Band Edge / 1 RB



Date: 15.FEB.2016 12:04:16

Lowest Band Edge / Full RB



Date: 15.FEB.2016 11:55:11

Highest Band Edge / Full RB

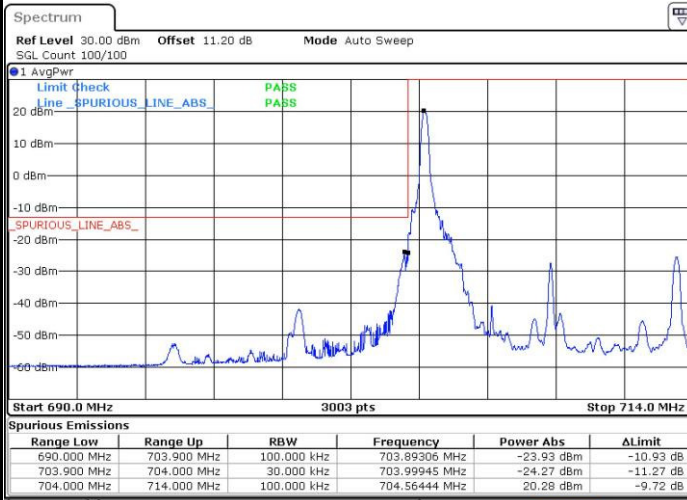


Date: 15.FEB.2016 12:08:21



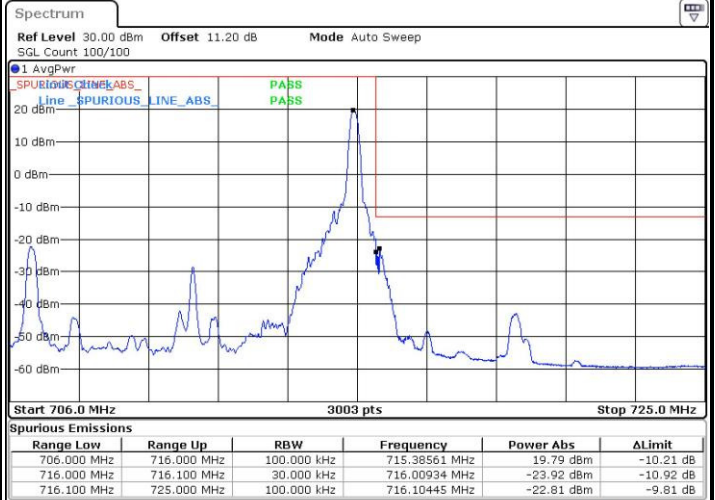
LTE Band 17 / 10MHz / 16QAM

Lowest Band Edge / 1 RB



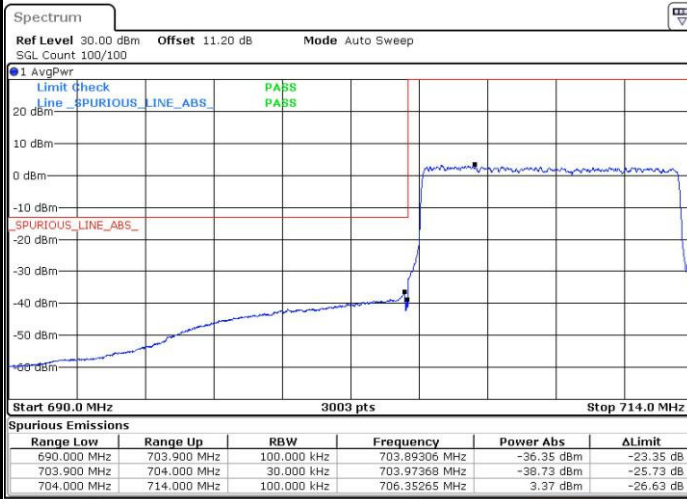
Date: 15.FEB.2016 11:53:08

Highest Band Edge / 1 RB



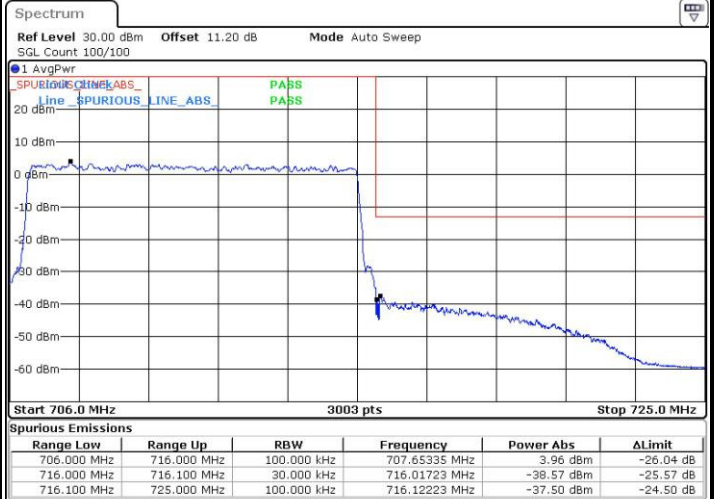
Date: 15.FEB.2016 12:06:18

Lowest Band Edge / Full RB



Date: 15.FEB.2016 11:57:13

Highest Band Edge / Full RB



Date: 15.FEB.2016 12:10:23



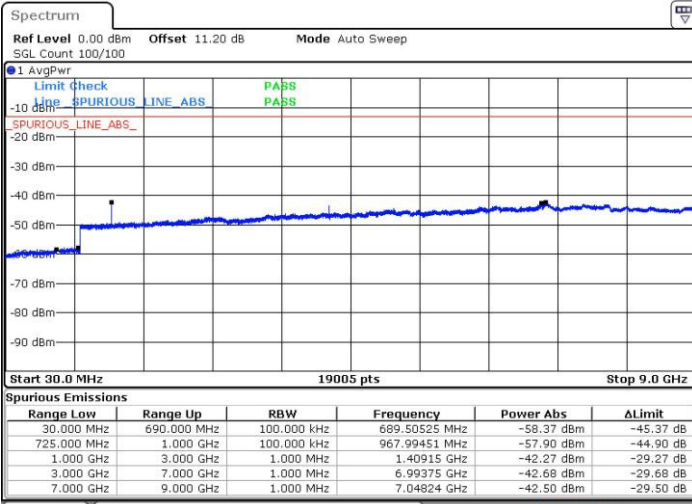
Conducted Spurious Emission



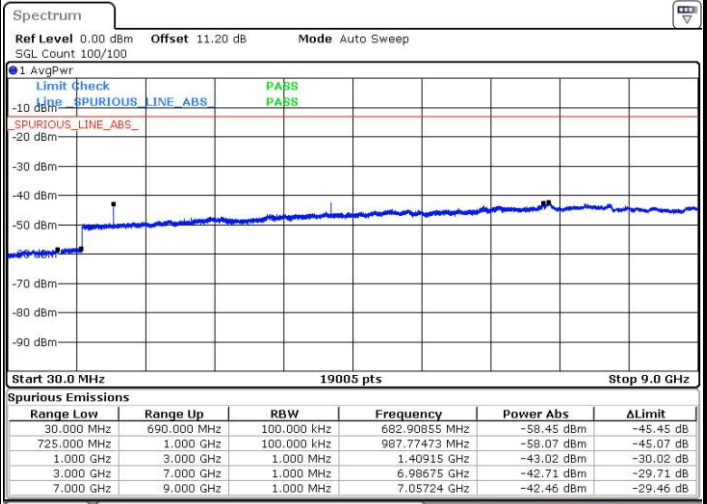
LTE Band 17 / 5MHz

Lowest Channel / QPSK

Lowest Channel / 16QAM



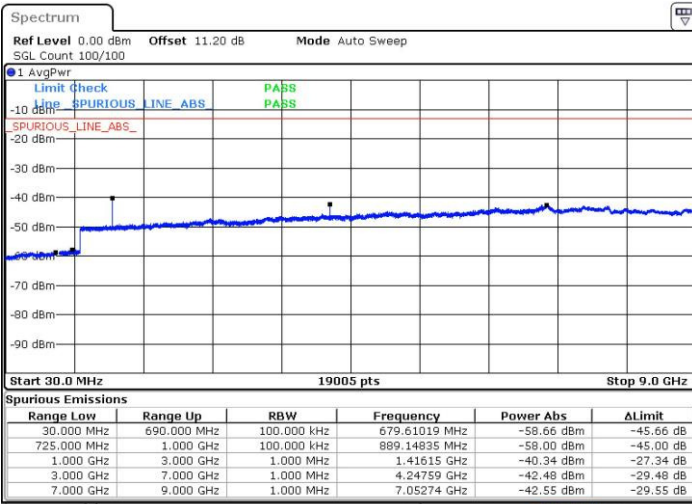
Date: 15.FEB.2016 11:34:19



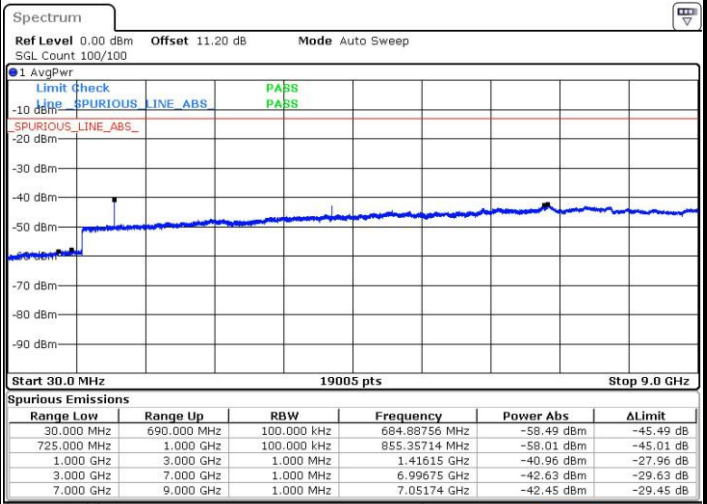
Date: 15.FEB.2016 11:35:13

Middle Channel / QPSK

Middle Channel / 16QAM



Date: 15.FEB.2016 11:36:49

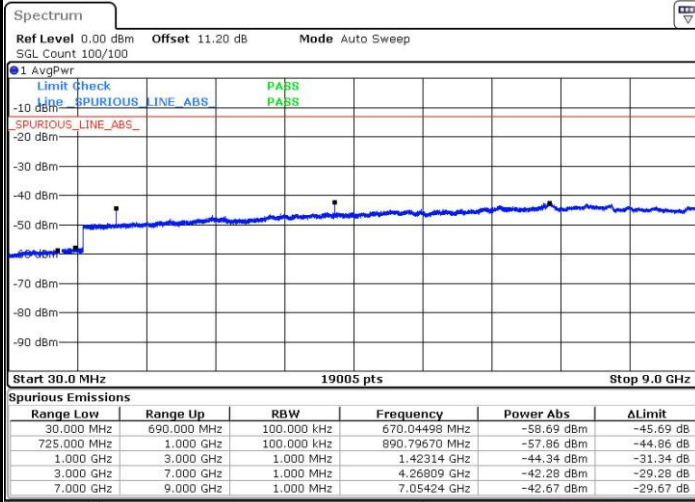


Date: 15.FEB.2016 11:37:43



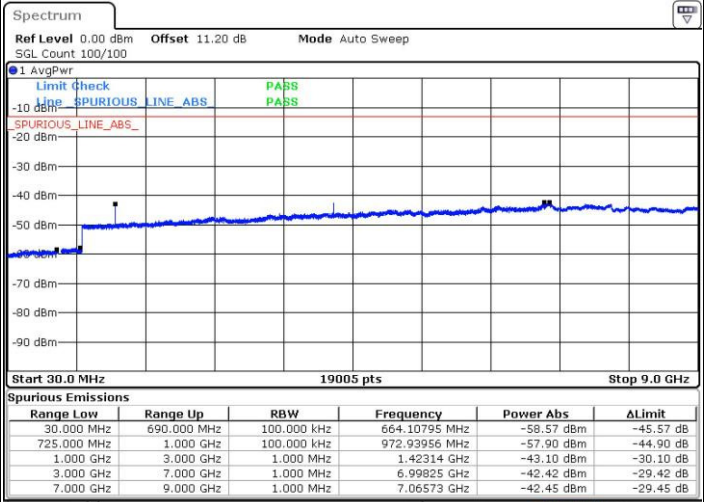
LTE Band 17 / 5MHz

Highest Channel / QPSK



Date: 15.FEB.2016 11:47:28

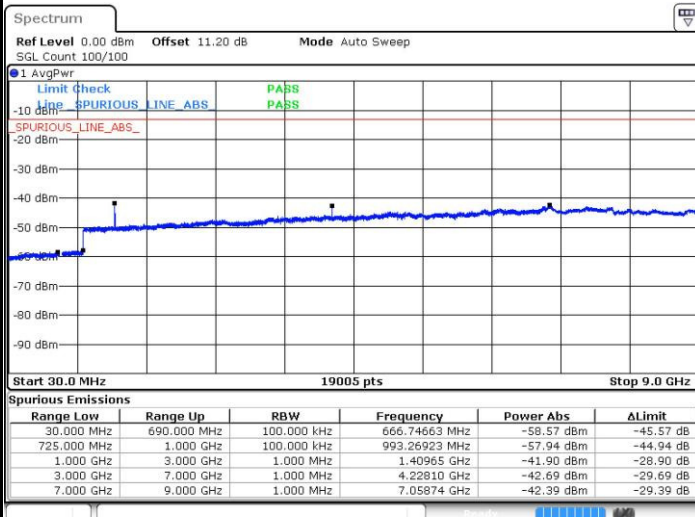
Highest Channel / 16QAM



Date: 15.FEB.2016 11:48:23

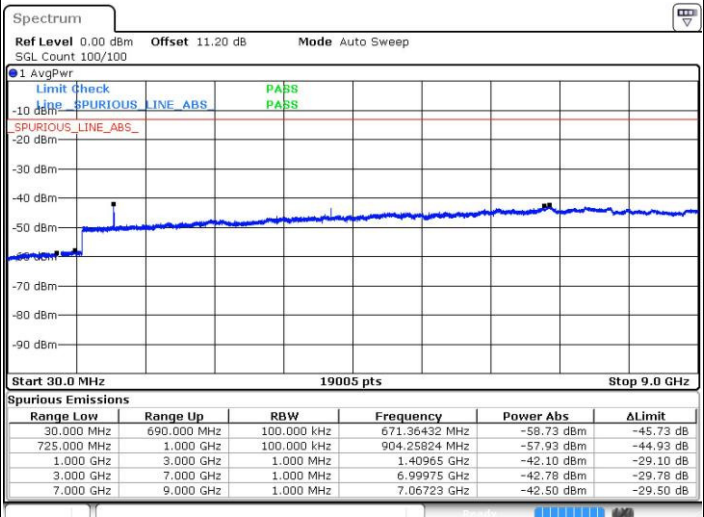
LTE Band 17 / 10MHz

Lowest Channel / QPSK



Date: 15.FEB.2016 11:58:08

Lowest Channel / 16QAM



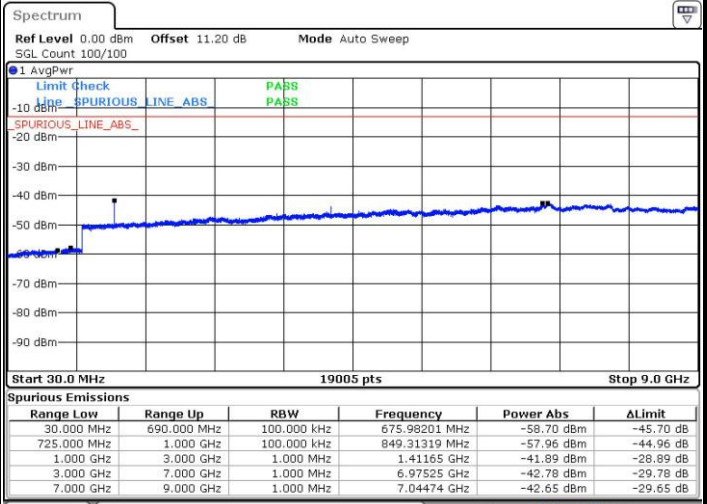
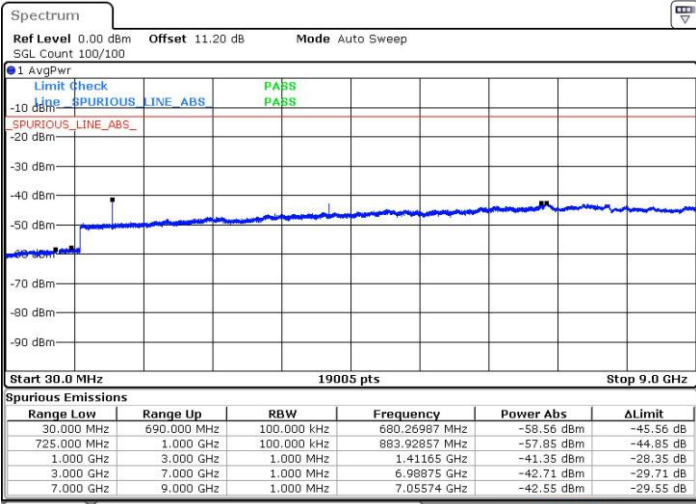
Date: 15.FEB.2016 11:59:02



LTE Band 17 / 10MHz

Middle Channel / QPSK

Middle Channel / 16QAM

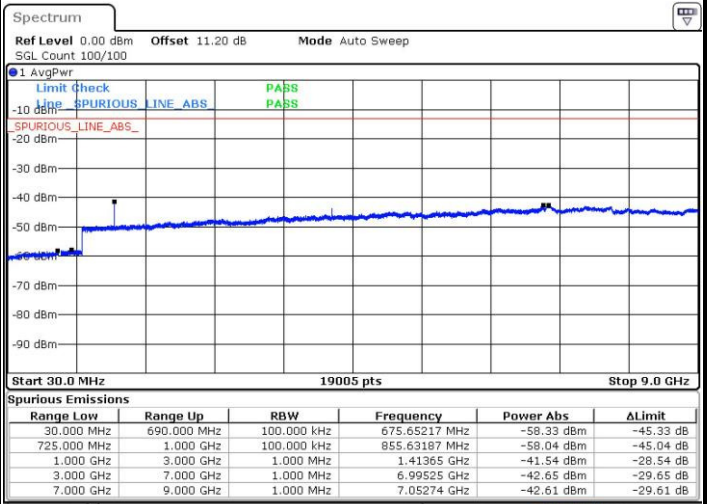
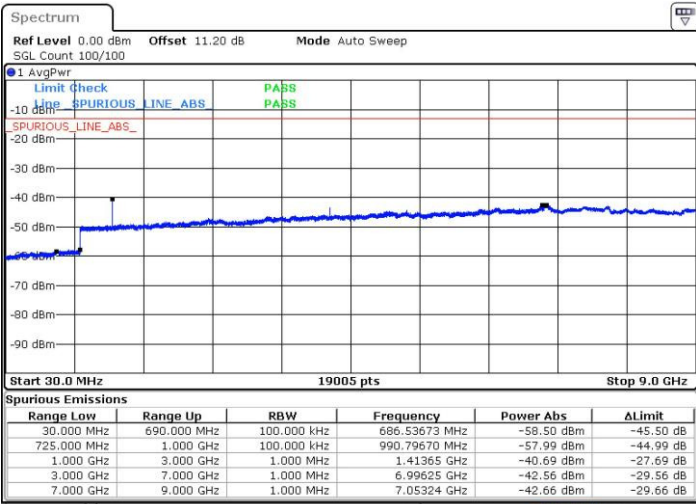


Date: 15.FEB.2016 12:00:38

Date: 15.FEB.2016 12:01:33

Highest Channel / QPSK

Highest Channel / 16QAM



Date: 15.FEB.2016 12:11:18

Date: 15.FEB.2016 12:12:12



Frequency Stability

Test Conditions		LTE Band 17 (QPSK) / Middle Channel	Limit
Temperature (°C)	Voltage (Volt)	BW 10MHz	Note 2.
		Deviation (ppm)	Result
50	Normal Voltage	0.0041	PASS
40	Normal Voltage	0.0042	
30	Normal Voltage	0.0052	
20(Ref.)	Normal Voltage	0.0000	
10	Normal Voltage	0.0042	
0	Normal Voltage	0.0006	
-10	Normal Voltage	0.0034	
-20	Normal Voltage	0.0030	
-30	Normal Voltage	0.0017	
20	Maximum Voltage	0.0006	
20	Normal Voltage	0.0000	
20	Battery End Point	0.0038	

Note:

1. Normal Voltage = 3.7V. ; Battery End Point (BEP) = 3.5 V. ; Maximum Voltage =4.1 V
2. Note: The frequency fundamental emissions stay within the authorized frequency block.



Appendix B. Test Results of Radiated Test

ERP/ERIP

LTE Band 2 / 1.4MHz (Average)							
Channel	Mode	RB		Horizontal		Vertical	
		Size	Offset	EIRP(dBm)	EIRP(W)	EIRP(dBm)	EIRP(W)
Lowest	QPSK	1	0	19.73	0.0940	19.41	0.0873
Middle		1	0	19.15	0.0822	18.57	0.0719
Highest		1	0	19.25	0.0841	19.56	0.0904
Lowest	16QAM	1	0	18.94	0.0783	18.62	0.0728
Middle		1	0	18.45	0.0700	17.90	0.0617
Highest		1	0	18.23	0.0665	18.54	0.0714
Limit	EIRP < 2W			Result		PASS	

LTE Band 2 / 3MHz (Average)							
Channel	Mode	RB		Horizontal		Vertical	
		Size	Offset	EIRP(dBm)	EIRP(W)	EIRP(dBm)	EIRP(W)
Lowest	QPSK	1	0	19.83	0.0962	19.48	0.0887
Middle		1	0	19.22	0.0836	18.63	0.0729
Highest		1	0	19.32	0.0855	19.74	0.0942
Lowest	16QAM	1	0	18.98	0.0791	18.62	0.0728
Middle		1	0	18.47	0.0703	17.92	0.0619
Highest		1	0	18.24	0.0667	18.66	0.0735
Limit	EIRP < 2W			Result		PASS	

LTE Band 2 / 5MHz (Average)							
Channel	Mode	RB		Horizontal		Vertical	
		Size	Offset	EIRP(dBm)	EIRP(W)	EIRP(dBm)	EIRP(W)
Lowest	QPSK	1	0	19.95	0.0989	19.49	0.0889
Middle		1	0	19.21	0.0834	18.68	0.0738
Highest		1	0	19.26	0.0843	19.60	0.0912
Lowest	16QAM	1	0	19.11	0.0815	18.67	0.0736
Middle		1	0	18.45	0.0700	17.95	0.0624
Highest		1	0	18.21	0.0662	18.55	0.0716
Limit	EIRP < 2W			Result		PASS	



LTE Band 2 / 10MHz (Average)							
Channel	Mode	RB		Horizontal		Vertical	
		Size	Offset	EIRP(dBm)	EIRP(W)	EIRP(dBm)	EIRP(W)
Lowest	QPSK	1	0	20.01	0.1002	19.51	0.0893
Middle		1	0	19.24	0.0839	18.78	0.0755
Highest		1	0	18.95	0.0785	19.23	0.0838
Lowest	16QAM	1	0	19.17	0.0826	18.66	0.0735
Middle		1	0	18.55	0.0716	18.09	0.0644
Highest		1	0	18.06	0.0640	18.35	0.0684
Limit	EIRP < 2W			Result		PASS	

LTE Band 2 / 15MHz (Average)							
Channel	Mode	RB		Horizontal		Vertical	
		Size	Offset	EIRP(dBm)	EIRP(W)	EIRP(dBm)	EIRP(W)
Lowest	QPSK	1	0	19.99	0.0998	19.53	0.0897
Middle		1	0	19.27	0.0845	18.82	0.0762
Highest		1	0	19.26	0.0843	19.42	0.0875
Lowest	16QAM	1	0	19.12	0.0817	18.66	0.0735
Middle		1	0	18.46	0.0701	18.03	0.0635
Highest		1	0	18.44	0.0698	18.59	0.0723
Limit	EIRP < 2W			Result		PASS	

LTE Band 2 / 20MHz (Average)							
Channel	Mode	RB		Horizontal		Vertical	
		Size	Offset	EIRP(dBm)	EIRP(W)	EIRP(dBm)	EIRP(W)
Lowest	QPSK	1	0	19.90	0.0977	19.68	0.0929
Middle		1	0	19.31	0.0853	18.93	0.0782
Highest		1	0	19.41	0.0873	19.30	0.0851
Lowest	16QAM	1	0	19.02	0.0798	18.79	0.0757
Middle		1	0	18.50	0.0708	18.13	0.0650
Highest		1	0	18.53	0.0713	18.42	0.0695
Limit	EIRP < 2W			Result		PASS	



LTE Band 4 / 1.4MHz (Average)							
Channel	Mode	RB		Horizontal		Vertical	
		Size	Offset	EIRP(dBm)	EIRP(W)	EIRP(dBm)	EIRP(W)
Lowest	QPSK	1	0	20.07	0.1016	19.63	0.0918
Middle		1	0	20.19	0.1045	20.33	0.1079
Highest		1	0	20.22	0.1052	20.41	0.1099
Lowest	16QAM	1	0	19.14	0.0820	18.71	0.0743
Middle		1	0	19.34	0.0859	19.48	0.0887
Highest		1	0	18.82	0.0762	19.55	0.0902
Limit	EIRP < 1W			Result		PASS	

LTE Band 4 / 3MHz (Average)							
Channel	Mode	RB		Horizontal		Vertical	
		Size	Offset	EIRP(dBm)	EIRP(W)	EIRP(dBm)	EIRP(W)
Lowest	QPSK	1	0	20.11	0.1026	19.77	0.0948
Middle		1	0	20.25	0.1059	20.38	0.1091
Highest		1	0	20.32	0.1076	20.40	0.1096
Lowest	16QAM	1	0	19.13	0.0818	18.79	0.0757
Middle		1	0	19.35	0.0861	19.49	0.0889
Highest		1	0	19.42	0.0875	19.50	0.0891
Limit	EIRP < 1W			Result		PASS	

LTE Band 4 / 5MHz (Average)							
Channel	Mode	RB		Horizontal		Vertical	
		Size	Offset	EIRP(dBm)	EIRP(W)	EIRP(dBm)	EIRP(W)
Lowest	QPSK	1	0	20.15	0.1035	19.82	0.0959
Middle		1	0	20.25	0.1059	20.39	0.1094
Highest		1	0	20.14	0.1033	20.30	0.1072
Lowest	16QAM	1	0	19.16	0.0824	18.83	0.0764
Middle		1	0	19.34	0.0859	19.49	0.0889
Highest		1	0	19.21	0.0834	19.36	0.0863
Limit	EIRP < 1W			Result		PASS	



LTE Band 4 / 10MHz (Average)							
Channel	Mode	RB		Horizontal		Vertical	
		Size	Offset	EIRP(dBm)	EIRP(W)	EIRP(dBm)	EIRP(W)
Lowest	QPSK	1	0	19.46	0.0883	20.03	0.1007
Middle		1	0	20.31	0.1074	20.29	0.1069
Highest		1	0	20.13	0.1030	20.30	0.1072
Lowest	16QAM	1	0	19.00	0.0794	19.07	0.0807
Middle		1	0	19.42	0.0875	19.39	0.0869
Highest		1	0	19.18	0.0828	19.36	0.0863
Limit	EIRP < 1W			Result		PASS	

LTE Band 4 / 15MHz (Average)							
Channel	Mode	RB		Horizontal		Vertical	
		Size	Offset	EIRP(dBm)	EIRP(W)	EIRP(dBm)	EIRP(W)
Lowest	QPSK	1	0	19.93	0.0984	20.02	0.1005
Middle		1	0	20.44	0.1107	20.17	0.1040
Highest		1	0	20.29	0.1069	20.42	0.1102
Lowest	16QAM	1	0	18.95	0.0785	19.04	0.0802
Middle		1	0	19.52	0.0895	19.26	0.0843
Highest		1	0	19.35	0.0861	19.48	0.0887
Limit	EIRP < 1W			Result		PASS	

LTE Band 4 / 20MHz (Average)							
Channel	Mode	RB		Horizontal		Vertical	
		Size	Offset	EIRP(dBm)	EIRP(W)	EIRP(dBm)	EIRP(W)
Lowest	QPSK	1	0	20.13	0.1030	19.98	0.0995
Middle		1	0	20.34	0.1081	20.23	0.1054
Highest		1	0	20.29	0.1069	20.38	0.1091
Lowest	16QAM	1	0	19.17	0.0826	19.02	0.0798
Middle		1	0	19.42	0.0875	19.30	0.0851
Highest		1	0	19.40	0.0871	19.48	0.0887
Limit	EIRP < 1W			Result		PASS	



LTE Band 5 / 1.4MHz (Average)							
Channel	Mode	RB		Horizontal		Vertical	
		Size	Offset	ERP(dBm)	ERP(W)	ERP(dBm)	ERP(W)
Lowest	QPSK	1	0	9.63	0.0092	17.94	0.0622
Middle		1	0	10.75	0.0119	18.06	0.0640
Highest		1	0	11.22	0.0132	17.77	0.0598
Lowest	16QAM	1	0	8.75	0.0075	17.06	0.0508
Middle		1	0	9.84	0.0096	17.13	0.0516
Highest		1	0	10.31	0.0107	16.86	0.0485
Limit	ERP < 7W			Result		PASS	

LTE Band 5 / 3MHz (Average)							
Channel	Mode	RB		Horizontal		Vertical	
		Size	Offset	ERP(dBm)	ERP(W)	ERP(dBm)	ERP(W)
Lowest	QPSK	1	0	9.73	0.0094	18.04	0.0637
Middle		1	0	10.84	0.0121	18.19	0.0659
Highest		1	0	11.36	0.0137	17.95	0.0624
Lowest	16QAM	1	0	8.82	0.0076	17.13	0.0516
Middle		1	0	9.86	0.0097	17.21	0.0526
Highest		1	0	10.46	0.0111	17.04	0.0506
Limit	ERP < 7W			Result		PASS	

LTE Band 5 / 5MHz (Average)							
Channel	Mode	RB		Horizontal		Vertical	
		Size	Offset	ERP(dBm)	ERP(W)	ERP(dBm)	ERP(W)
Lowest	QPSK	1	0	9.85	0.0097	18.14	0.0652
Middle		1	0	10.76	0.0119	18.17	0.0656
Highest		1	0	11.38	0.0137	18.15	0.0653
Lowest	16QAM	1	0	7.89	0.0062	17.21	0.0526
Middle		1	0	9.79	0.0095	17.21	0.0526
Highest		1	0	10.53	0.0113	17.30	0.0537
Limit	ERP < 7W			Result		PASS	

LTE Band 5 / 10MHz (Average)							
Channel	Mode	RB		Horizontal		Vertical	
		Size	Offset	ERP(dBm)	ERP(W)	ERP(dBm)	ERP(W)
Lowest	QPSK	1	0	9.73	0.0094	18.07	0.0641
Middle		1	0	10.60	0.0115	18.22	0.0664
Highest		1	0	11.09	0.0129	18.11	0.0647
Lowest	16QAM	1	0	8.83	0.0076	17.17	0.0521
Middle		1	0	9.70	0.0093	17.31	0.0538
Highest		1	0	10.18	0.0104	17.19	0.0524
Limit	ERP < 7W			Result		PASS	



LTE Band 7 / 5MHz (Average)							
Channel	Mode	RB		Horizontal		Vertical	
		Size	Offset	EIRP(dBm)	EIRP(W)	EIRP(dBm)	EIRP(W)
Lowest	QPSK	1	0	17.17	0.0521	21.07	0.1279
Middle		1	0	17.01	0.0502	20.51	0.1125
Highest		1	0	17.32	0.0540	20.36	0.1086
Lowest	16QAM	1	0	16.20	0.0417	20.10	0.1023
Middle		1	0	16.04	0.0402	19.54	0.0899
Highest		1	0	16.38	0.0435	19.41	0.0873
Limit	EIRP < 2W			Result		PASS	

LTE Band 7 / 10MHz (Average)							
Channel	Mode	RB		Horizontal		Vertical	
		Size	Offset	EIRP(dBm)	EIRP(W)	EIRP(dBm)	EIRP(W)
Lowest	QPSK	1	0	17.05	0.0507	20.90	0.1230
Middle		1	0	17.03	0.0505	20.58	0.1143
Highest		1	0	17.46	0.0557	20.58	0.1143
Lowest	16QAM	1	0	16.08	0.0406	19.95	0.0989
Middle		1	0	16.06	0.0404	19.61	0.0914
Highest		1	0	16.53	0.0450	19.63	0.0918
Limit	EIRP < 2W			Result		PASS	

LTE Band 7 / 15MHz (Average)							
Channel	Mode	RB		Horizontal		Vertical	
		Size	Offset	EIRP(dBm)	EIRP(W)	EIRP(dBm)	EIRP(W)
Lowest	QPSK	1	0	17.18	0.0522	20.67	0.1167
Middle		1	0	17.10	0.0513	20.62	0.1153
Highest		1	0	17.46	0.0557	20.44	0.1107
Lowest	16QAM	1	0	16.03	0.0401	19.92	0.0982
Middle		1	0	16.13	0.0410	19.63	0.0918
Highest		1	0	16.53	0.0450	19.51	0.0893
Limit	EIRP < 2W			Result		PASS	

LTE Band 7 / 20MHz (Average)							
Channel	Mode	RB		Horizontal		Vertical	
		Size	Offset	EIRP(dBm)	EIRP(W)	EIRP(dBm)	EIRP(W)
Lowest	QPSK	1	0	17.44	0.0555	21.03	0.1268
Middle		1	0	17.44	0.0555	21.03	0.1268
Highest		1	0	17.15	0.0519	20.59	0.1146
Lowest	16QAM	1	0	16.41	0.0438	20.03	0.1007
Middle		1	0	16.14	0.0411	19.59	0.0910
Highest		1	0	16.30	0.0427	19.79	0.0953
Limit	EIRP < 2W			Result		PASS	



LTE Band 12 / 1.4MHz (Average)							
Channel	Mode	RB		Horizontal		Vertical	
		Size	Offset	ERP(dBm)	ERP(W)	ERP(dBm)	ERP(W)
Lowest	QPSK	1	0	-1.26	0.0007	13.88	0.0244
Middle		1	0	-0.86	0.0008	14.10	0.0257
Highest		1	0	-0.15	0.0010	14.19	0.0262
Lowest	16QAM	1	0	-2.25	0.0006	12.84	0.0192
Middle		1	0	-1.73	0.0007	13.23	0.0210
Highest		1	0	-0.96	0.0008	13.38	0.0218
Limit	ERP < 3W			Result		PASS	

LTE Band 12 / 3MHz (Average)							
Channel	Mode	RB		Horizontal		Vertical	
		Size	Offset	ERP(dBm)	ERP(W)	ERP(dBm)	ERP(W)
Lowest	QPSK	1	0	-1.02	0.0008	14.00	0.0251
Middle		1	0	-0.68	0.0009	14.32	0.0270
Highest		1	0	0.00	0.0010	14.40	0.0275
Lowest	16QAM	1	0	-2.12	0.0006	12.89	0.0195
Middle		1	0	-1.58	0.0007	13.41	0.0219
Highest		1	0	-0.94	0.0008	13.45	0.0221
Limit	ERP < 3W			Result		PASS	

LTE Band 12 / 5MHz (Average)							
Channel	Mode	RB		Horizontal		Vertical	
		Size	Offset	ERP(dBm)	ERP(W)	ERP(dBm)	ERP(W)
Lowest	QPSK	1	0	-1.15	0.0008	14.06	0.0255
Middle		1	0	-0.71	0.0008	14.41	0.0276
Highest		1	0	0.05	0.0010	14.25	0.0266
Lowest	16QAM	1	0	-2.23	0.0006	12.98	0.0199
Middle		1	0	-1.59	0.0007	13.52	0.0225
Highest		1	0	-1.03	0.0008	13.17	0.0207
Limit	ERP < 3W			Result		PASS	

LTE Band 12 / 10MHz (Average)							
Channel	Mode	RB		Horizontal		Vertical	
		Size	Offset	ERP(dBm)	ERP(W)	ERP(dBm)	ERP(W)
Lowest	QPSK	1	0	-0.55	0.0009	14.12	0.0258
Middle		1	0	-0.88	0.0008	14.03	0.0253
Highest		1	0	-0.07	0.0010	14.37	0.0274
Lowest	16QAM	1	0	-1.60	0.0007	13.08	0.0203
Middle		1	0	-1.72	0.0007	13.18	0.0208
Highest		1	0	-0.97	0.0008	13.45	0.0221
Limit	ERP < 3W			Result		PASS	



LTE Band 13 / 5MHz (Average)							
Channel	Mode	RB		Horizontal		Vertical	
		Size	Offset	ERP(dBm)	ERP(W)	ERP(dBm)	ERP(W)
Lowest	QPSK	1	0	7.16	0.0052	16.88	0.0488
Middle		1	0	7.74	0.0059	17.26	0.0532
Highest		1	0	7.93	0.0062	17.59	0.0574
Lowest	16QAM	1	0	6.19	0.0042	15.92	0.0391
Middle		1	0	6.87	0.0049	16.39	0.0436
Highest		1	0	7.10	0.0051	16.77	0.0475
Limit	ERP < 3W			Result		PASS	

LTE Band 13 / 10MHz (Average)							
Channel	Mode	RB		Horizontal		Vertical	
		Size	Offset	ERP(dBm)	ERP(W)	ERP(dBm)	ERP(W)
Lowest	QPSK	-	-	-	-	-	-
Middle		1	0	6.94	0.0049	16.42	0.0439
Highest		-	-	-	-	-	-
Lowest	16QAM	-	-	-	-	-	-
Middle		1	0	5.98	0.0040	15.47	0.0352
Highest		-	-	-	-	-	-
Limit	ERP < 3W			Result		PASS	



LTE Band 17 / 5MHz (Average)							
Channel	Mode	RB		Horizontal		Vertical	
		Size	Offset	ERP(dBm)	ERP(W)	ERP(dBm)	ERP(W)
Lowest	QPSK	1	0	-0.69	0.0009	14.30	0.0269
Middle		1	0	0.07	0.0010	14.33	0.0271
Highest		1	0	0.18	0.0010	14.28	0.0268
Lowest	16QAM	1	0	-1.55	0.0007	13.45	0.0221
Middle		1	0	-0.92	0.0008	13.35	0.0216
Highest		1	0	-0.90	0.0008	13.20	0.0209
Limit	ERP < 3W			Result		PASS	

LTE Band 17 / 10MHz (Average)							
Channel	Mode	RB		Horizontal		Vertical	
		Size	Offset	ERP(dBm)	ERP(W)	ERP(dBm)	ERP(W)
Lowest	QPSK	1	0	-0.20	0.0010	14.45	0.0279
Middle		1	0	0.06	0.0010	14.47	0.0280
Highest		1	0	0.11	0.0010	14.40	0.0275
Lowest	16QAM	1	0	-1.04	0.0008	13.60	0.0229
Middle		1	0	-0.81	0.0008	13.60	0.0229
Highest		1	0	-0.79	0.0008	13.49	0.0223
Limit	ERP < 3W			Result		PASS	



Radiated Spurious Emission



LTE Band 2

LTE Band 2 / 1.4MHz / QPSK									
Channel	Frequency (MHz)	EIRP (dBm)	Limit (dBm)	Over Limit (dB)	SPA Reading (dBm)	S.G. Power (dBm)	TX Cable loss (dB)	TX Antenna Gain (dBi)	Polarization (H/V)
Lowest	3700	-53.38	-13	-40.38	-70.84	-59.95	1.67	8.24	H
	5548	-42.39	-13	-29.39	-64.07	-49.46	2.65	9.72	H
	7403	-42.17	-13	-29.17	-70.51	-51.32	2.46	11.61	H
	9251	-44.72	-13	-31.72	-75.49	-54.78	2.54	12.60	H
									H
									H
									H
	3700	-47.28	-13	-34.28	-64.54	-53.85	1.67	8.24	V
	5548	-38.03	-13	-25.03	-59.86	-45.1	2.65	9.72	V
	7403	-38.40	-13	-25.40	-66.32	-47.55	2.46	11.61	V
	9251	-43.84	-13	-30.84	-73.34	-53.9	2.54	12.60	V
									V
								V	
Middle	3756	-53.29	-13	-40.29	-70.93	-59.91	1.68	8.31	H
	5639	-46.56	-13	-33.56	-68.31	-53.61	2.71	9.76	H
	7515	-42.27	-13	-29.27	-70.51	-51.65	2.42	11.81	H
	9398	-43.54	-13	-30.54	-74.83	-53.51	2.57	12.54	H
									H
									H
									H
	3756	-48.09	-13	-35.09	-65.61	-54.71	1.68	8.31	V
	5639	-41.40	-13	-28.40	-63.36	-48.45	2.71	9.76	V
	7515	-41.17	-13	-28.17	-69.05	-50.55	2.42	11.81	V
	9398	-43.19	-13	-30.19	-73.27	-53.16	2.57	12.54	V
									V
								V	
Highest	3819	-50.58	-13	-37.58	-68.4	-57.26	1.70	8.38	H
	5723	-42.05	-13	-29.05	-63.9	-49.09	2.75	9.79	H
	7634	-40.91	-13	-27.91	-68.37	-50.4	2.39	11.88	H
									H
									H
									H
									H
	3819	-49.45	-13	-36.45	-66.87	-56.13	1.70	8.38	V
	5723	-41.68	-13	-28.68	-64.36	-48.72	2.75	9.79	V
	7634	-39.81	-13	-26.81	-67.29	-49.3	2.39	11.88	V
									V
									V
								V	

Remark: Spurious emissions within 30-1000MHz were found more than 20dB below limit line.



LTE Band 2 / 3MHz / QPSK									
Channel	Frequency (MHz)	EIRP (dBm)	Limit (dBm)	Over Limit (dB)	SPA Reading (dBm)	S.G. Power (dBm)	TX Cable loss (dB)	TX Antenna Gain (dBi)	Polarization (H/V)
Lowest	3700	-53.55	-13	-40.55	-70.99	-60.12	1.67	8.24	H
	5548	-42.02	-13	-29.02	-63.77	-49.09	2.65	9.72	H
	7403	-40.24	-13	-27.24	-68.6	-49.39	2.46	11.61	H
									H
									H
									H
									H
	3700	-47.43	-13	-34.43	-64.68	-54	1.67	8.24	V
	5548	-38.24	-13	-25.24	-60.07	-45.31	2.65	9.72	V
	7403	-38.87	-13	-25.87	-66.79	-48.02	2.46	11.61	V
									V
	Middle	3756	-52.79	-13	-39.79	-70.42	-59.41	1.68	8.31
5639		-44.46	-13	-31.46	-66.15	-51.51	2.71	9.76	H
7515		-43.43	-13	-30.43	-71.67	-52.81	2.42	11.81	H
									H
									H
									H
									H
3756		-49.59	-13	-36.59	-67.09	-56.21	1.68	8.31	V
5639		-41.58	-13	-28.58	-63.54	-48.63	2.71	9.76	V
7515		-41.24	-13	-28.24	-69.07	-50.62	2.42	11.81	V
									V
Highest		3812	-51.98	-13	-38.98	-69.86	-58.65	1.70	8.37
	5723	-46.82	-13	-33.82	-68.67	-53.86	2.75	9.79	H
	7627	-43.82	-13	-30.82	-71.31	-53.31	2.39	11.88	H
									H
									H
									H
									H
	3812	-49.14	-13	-36.14	-66.56	-55.81	1.70	8.37	V
	5723	-40.48	-13	-27.48	-63.19	-47.52	2.75	9.79	V
	7627	-37.42	-13	-24.42	-64.92	-46.91	2.39	11.88	V
									V
									V
								V	

Remark: Spurious emissions within 30-1000MHz were found more than 20dB below limit line.



LTE Band 2 / 5MHz / QPSK									
Channel	Frequency (MHz)	EIRP (dBm)	Limit (dBm)	Over Limit (dB)	SPA Reading (dBm)	S.G. Power (dBm)	TX Cable loss (dB)	TX Antenna Gain (dBi)	Polarization (H/V)
Lowest	3700	-53.59	-13	-40.59	-71.05	-60.16	1.67	8.24	H
	5548	-43.29	-13	-30.29	-65.03	-50.36	2.65	9.72	H
	7403	-43.40	-13	-30.40	-71.76	-52.55	2.46	11.61	H
									H
									H
									H
									H
	3700	-46.04	-13	-33.04	-63.34	-52.61	1.67	8.24	V
	5548	-38.13	-13	-25.13	-59.96	-45.2	2.65	9.72	V
	7403	-39.93	-13	-26.93	-67.82	-49.08	2.46	11.61	V
									V
	Middle	3756	-53.18	-13	-40.18	-70.85	-59.8	1.68	8.31
5632		-47.64	-13	-34.64	-69.33	-54.69	2.70	9.75	H
7508		-43.49	-13	-30.49	-71.74	-52.87	2.43	11.80	H
									H
									H
									H
									H
3756		-47.70	-13	-34.70	-65.22	-54.32	1.68	8.31	V
5632		-42.95	-13	-29.95	-64.86	-50	2.70	9.75	V
7508		-41.48	-13	-28.48	-69.38	-50.86	2.43	11.80	V
									V
Highest		3812	-51.54	-13	-38.54	-69.35	-58.21	1.70	8.37
	5716	-46.96	-13	-33.96	-68.8	-54	2.75	9.79	H
	7620	-43.17	-13	-30.17	-70.59	-52.65	2.39	11.87	H
									H
									H
									H
									H
	3812	-44.88	-13	-31.88	-62.25	-51.55	1.70	8.37	V
	5716	-42.27	-13	-29.27	-64.84	-49.31	2.75	9.79	V
	7620	-39.38	-13	-26.38	-66.89	-48.86	2.39	11.87	V
									V
									V
								V	

Remark: Spurious emissions within 30-1000MHz were found more than 20dB below limit line.



LTE Band 2 / 10MHz / QPSK									
Channel	Frequency (MHz)	EIRP (dBm)	Limit (dBm)	Over Limit (dB)	SPA Reading (dBm)	S.G. Power (dBm)	TX Cable loss (dB)	TX Antenna Gain (dBi)	Polarization (H/V)
Lowest	3700	-51.72	-13	-38.72	-69.14	-58.29	1.67	8.24	H
	5548	-43.23	-13	-30.23	-64.9	-50.3	2.65	9.72	H
	7403	-43.19	-13	-30.19	-71.5	-52.34	2.46	11.61	H
									H
									H
									H
									H
	3700	-44.63	-13	-31.63	-61.86	-51.2	1.67	8.24	V
	5548	-37.78	-13	-24.78	-59.6	-44.85	2.65	9.72	V
	7403	-40.93	-13	-27.93	-68.82	-50.08	2.46	11.61	V
									V
	Middle	3749	-51.06	-13	-38.06	-68.68	-57.68	1.68	8.30
5625		-44.26	-13	-31.26	-65.91	-51.31	2.70	9.75	H
7501		-43.70	-13	-30.70	-72.07	-53.07	2.43	11.80	H
									H
									H
									H
									H
3749		-46.20	-13	-33.20	-63.67	-52.82	1.68	8.30	V
5625		-41.27	-13	-28.27	-63.08	-48.32	2.70	9.75	V
7501		-43.33	-13	-30.33	-71.21	-52.7	2.43	11.80	V
									V
Highest		3798	-51.23	-13	-38.23	-69.03	-57.89	1.70	8.36
	5702	-44.37	-13	-31.37	-66.18	-51.41	2.74	9.78	H
	7602	-46.18	-13	-33.18	-73.59	-55.64	2.40	11.86	H
									H
									H
									H
									H
	3798	-45.01	-13	-32.01	-62.38	-51.67	1.70	8.36	V
	5702	-39.67	-13	-26.67	-62.18	-46.71	2.74	9.78	V
	7602	-44.39	-13	-31.39	-71.89	-53.85	2.40	11.86	V
									V
									V
								V	

Remark: Spurious emissions within 30-1000MHz were found more than 20dB below limit line.



LTE Band 2 / 15MHz / QPSK									
Channel	Frequency (MHz)	EIRP (dBm)	Limit (dBm)	Over Limit (dB)	SPA Reading (dBm)	S.G. Power (dBm)	TX Cable loss (dB)	TX Antenna Gain (dBi)	Polarization (H/V)
Lowest	3700	-52.09	-13	-39.09	-69.51	-58.66	1.67	8.24	H
	5555	-41.56	-13	-28.56	-63.23	-48.63	2.66	9.72	H
	7403	-43.75	-13	-30.75	-72.06	-52.9	2.46	11.61	H
	9251	-44.28	-13	-31.28	-75.02	-54.34	2.54	12.60	H
									H
									H
									H
	3700	-44.60	-13	-31.60	-61.83	-51.17	1.67	8.24	V
	5555	-37.99	-13	-24.99	-59.81	-45.06	2.66	9.72	V
	7403	-40.64	-13	-27.64	-68.53	-49.79	2.46	11.61	V
	9251	-43.09	-13	-30.09	-72.58	-53.15	2.54	12.60	V
									V
								V	
								V	
Middle	3749	-50.49	-13	-37.49	-68.11	-57.11	1.68	8.30	H
	5618	-47.32	-13	-34.32	-68.97	-54.37	2.69	9.75	H
	7494	-42.88	-13	-29.88	-71.25	-52.24	2.43	11.79	H
									H
									H
									H
									H
	3749	-45.06	-13	-32.06	-62.53	-51.68	1.68	8.30	V
	5618	-42.49	-13	-29.49	-64.3	-49.54	2.69	9.75	V
	7494	-42.74	-13	-29.74	-70.69	-52.1	2.43	11.79	V
									V
									V
								V	
Highest	3791	-51.04	-13	-38.04	-68.78	-57.69	1.70	8.35	H
	5688	-43.08	-13	-30.08	-64.86	-50.12	2.73	9.78	H
	7585	-46.31	-13	-33.31	-73.88	-55.76	2.40	11.85	H
									H
									H
									H
									H
	3791	-46.17	-13	-33.17	-63.57	-52.82	1.70	8.35	V
	5688	-36.83	-13	-23.83	-59.17	-43.87	2.73	9.78	V
	7585	-43.41	-13	-30.41	-70.99	-52.86	2.40	11.85	V
									V
									V
								V	

Remark: Spurious emissions within 30-1000MHz were found more than 20dB below limit line.



LTE Band 2 / 20MHz / QPSK									
Channel	Frequency (MHz)	EIRP (dBm)	Limit (dBm)	Over Limit (dB)	SPA Reading (dBm)	S.G. Power (dBm)	TX Cable loss (dB)	TX Antenna Gain (dBi)	Polarization (H/V)
Lowest	3700	-52.13	-13	-39.13	-69.57	-58.7	1.67	8.24	H
	5555	-43.16	-13	-30.16	-64.84	-50.23	2.66	9.72	H
	7403	-42.79	-13	-29.79	-71.13	-51.94	2.46	11.61	H
									H
									H
									H
									H
	3700	-43.85	-13	-30.85	-61.12	-50.42	1.67	8.24	V
	5555	-37.93	-13	-24.93	-59.77	-45	2.66	9.72	V
	7403	-42.45	-13	-29.45	-70.35	-51.6	2.46	11.61	V
									V
	Middle	3742	-49.48	-13	-36.48	-67.03	-56.09	1.68	8.29
5611		-46.73	-13	-33.73	-68.35	-53.79	2.69	9.74	H
7487		-44.31	-13	-31.31	-72.73	-53.65	2.43	11.77	H
									H
									H
									H
									H
3742		-43.79	-13	-30.79	-61.32	-50.4	1.68	8.29	V
5611		-42.50	-13	-29.50	-64.35	-49.56	2.69	9.74	V
7487		-40.57	-13	-27.57	-68.56	-49.91	2.43	11.77	V
									V
Highest		3784	-50.67	-13	-37.67	-68.43	-57.32	1.69	8.34
	5674	-39.26	-13	-26.26	-61.06	-46.3	2.73	9.77	H
	7564	-43.57	-13	-30.57	-71.31	-53	2.41	11.84	H
									H
									H
									H
									H
	3784	-47.21	-13	-34.21	-64.63	-53.86	1.69	8.34	V
	5674	-38.08	-13	-25.08	-60.26	-45.12	2.73	9.77	V
	7564	-41.24	-13	-28.24	-68.89	-50.67	2.41	11.84	V
									V
									V
								V	

Remark: Spurious emissions within 30-1000MHz were found more than 20dB below limit line.



LTE Band 4

LTE Band 4 / 1.4MHz / 16QAM									
Channel	Frequency (MHz)	EIRP (dBm)	Limit (dBm)	Over Limit (dB)	SPA Reading (dBm)	S.G. Power (dBm)	TX Cable loss (dB)	TX Antenna Gain (dBi)	Polarization (H/V)
Lowest	3420	-51.61	-13	-38.61	-67.46	-57.68	1.58	7.65	H
	5128	-47.19	-13	-34.19	-67.79	-54.48	2.41	9.70	H
	6843	-42.86	-13	-29.86	-67.91	-50.83	2.64	10.61	H
	8551	-46.55	-13	-33.55	-74.73	-56.68	2.39	12.52	H
									H
									H
	3420	-55.86	-13	-42.86	-71.69	-61.93	1.58	7.65	V
	5128	-50.88	-13	-37.88	-71.81	-58.17	2.41	9.70	V
	6843	-43.45	-13	-30.45	-69.19	-51.42	2.64	10.61	V
	8551	-48.47	-13	-35.47	-75.63	-58.6	2.39	12.52	V
									V
									V
Middle	3462	-45.66	-13	-32.66	-62.15	-51.9	1.59	7.83	H
	5198	-44.76	-13	-31.76	-65.48	-52.01	2.45	9.70	H
	6927	-43.04	-13	-30.04	-68.38	-51.14	2.61	10.71	H
	8663	-44.37	-13	-31.37	-73.31	-54.52	2.41	12.57	H
									H
									H
									H
	3462	-52.32	-13	-39.32	-68.5	-58.56	1.59	7.83	V
	5198	-49.17	-13	-36.17	-70.31	-56.42	2.45	9.70	V
	6927	-45.57	-13	-32.57	-71.54	-53.67	2.61	10.71	V
	8663	-47.85	-13	-34.85	-75.55	-58	2.41	12.57	V
									V
								V	
Highest	3504	-45.93	-13	-32.93	-62.82	-52.33	1.61	8.00	H
	5261	-45.09	-13	-32.09	-65.51	-52.3	2.49	9.70	H
	7018	-38.60	-13	-25.60	-64.34	-46.85	2.58	10.84	H
	8768	-45.58	-13	-32.58	-74.62	-55.75	2.43	12.61	H
									H
									H
									H
	3504	-52.01	-13	-39.01	-68.52	-58.41	1.61	8.00	V
	5261	-49.14	-13	-36.14	-69.83	-56.35	2.49	9.70	V
	7018	-44.25	-13	-31.25	-70.53	-52.5	2.58	10.84	V
	8768	-47.08	-13	-34.08	-75.23	-57.25	2.43	12.61	V
									V
								V	
								V	

Remark: Spurious emissions within 30-1000MHz were found more than 20dB below limit line.



LTE Band 4 / 3MHz / 16QAM									
Channel	Frequency (MHz)	EIRP (dBm)	Limit (dBm)	Over Limit (dB)	SPA Reading (dBm)	S.G. Power (dBm)	TX Cable loss (dB)	TX Antenna Gain (dBi)	Polarization (H/V)
Lowest	3420	-51.94	-13	-38.94	-67.8	-58.01	1.58	7.65	H
	5128	-46.91	-13	-33.91	-67.51	-54.2	2.41	9.70	H
	6843	-41.90	-13	-28.90	-66.95	-49.87	2.64	10.61	H
	8551	-45.97	-13	-32.97	-74.14	-56.1	2.39	12.52	H
									H
									H
									H
	3420	-55.88	-13	-42.88	-71.7	-61.95	1.58	7.65	V
	5128	-51.10	-13	-38.10	-72.02	-58.39	2.41	9.70	V
	6843	-44.28	-13	-31.28	-70.02	-52.25	2.64	10.61	V
	8551	-48.35	-13	-35.35	-75.51	-58.48	2.39	12.52	V
									V
								V	
								V	
Middle	3462	-45.40	-13	-32.40	-61.88	-51.64	1.59	7.83	H
	5191	-44.55	-13	-31.55	-65.27	-51.8	2.45	9.70	H
	6927	-42.85	-13	-29.85	-68.21	-50.95	2.61	10.71	H
	8656	-41.47	-13	-28.47	-70.4	-51.62	2.41	12.56	H
									H
									H
									H
	3462	-53.28	-13	-40.28	-69.45	-59.52	1.59	7.83	V
	5191	-48.87	-13	-35.87	-69.94	-56.12	2.45	9.70	V
	6927	-45.40	-13	-32.40	-71.37	-53.5	2.61	10.71	V
	8656	-48.05	-13	-35.05	-75.77	-58.2	2.41	12.56	V
									V
								V	
								V	
Highest	3504	-47.66	-13	-34.66	-64.55	-54.06	1.61	8.00	H
	5254	-43.63	-13	-30.63	-63.98	-50.85	2.48	9.70	H
	7011	-37.66	-13	-24.66	-63.4	-45.9	2.59	10.82	H
	8761	-45.70	-13	-32.70	-74.74	-55.87	2.43	12.60	H
									H
									H
									H
	3504	-51.91	-13	-38.91	-68.42	-58.31	1.61	8.00	V
	5254	-48.50	-13	-35.50	-69.17	-55.72	2.48	9.70	V
	7011	-43.60	-13	-30.60	-69.8	-51.84	2.59	10.82	V
	8761	-47.45	-13	-34.45	-75.63	-57.62	2.43	12.60	V
									V
								V	
								V	

Remark: Spurious emissions within 30-1000MHz were found more than 20dB below limit line.



LTE Band 4 / 5MHz / 16QAM									
Channel	Frequency (MHz)	EIRP (dBm)	Limit (dBm)	Over Limit (dB)	SPA Reading (dBm)	S.G. Power (dBm)	TX Cable loss (dB)	TX Antenna Gain (dBi)	Polarization (H/V)
Lowest	3420	-52.73	-13	-39.73	-68.58	-58.8	1.58	7.65	H
	5128	-48.02	-13	-35.02	-68.62	-55.31	2.41	9.70	H
	6843	-46.04	-13	-33.04	-71.1	-54.01	2.64	10.61	H
	8551	-44.82	-13	-31.82	-72.98	-54.95	2.39	12.52	H
									H
									H
									H
	3420	-56.63	-13	-43.63	-72.45	-62.7	1.58	7.65	V
	5128	-51.96	-13	-38.96	-72.91	-59.25	2.41	9.70	V
	6843	-46.30	-13	-33.30	-72.04	-54.27	2.64	10.61	V
	8551	-48.59	-13	-35.59	-75.76	-58.72	2.39	12.52	V
									V
									V
									V
Middle	3462	-46.26	-13	-33.26	-62.72	-52.5	1.59	7.83	H
	5191	-44.33	-13	-31.33	-65.07	-51.58	2.45	9.70	H
	6920	-43.05	-13	-30.05	-68.33	-51.14	2.62	10.70	H
	8649	-45.70	-13	-32.70	-74.61	-55.85	2.41	12.56	H
									H
									H
									H
	3462	-53.71	-13	-40.71	-69.87	-59.95	1.59	7.83	V
	5191	-48.87	-13	-35.87	-69.94	-56.12	2.45	9.70	V
	6920	-45.91	-13	-32.91	-74.84	-54	2.62	10.70	V
	8649	-47.46	-13	-34.46	-75.21	-57.61	2.41	12.56	V
									V
									V
									V
Highest	3497	-47.77	-13	-34.77	-64.67	-54.15	1.60	7.99	H
	5254	-45.80	-13	-32.80	-66.15	-53.02	2.48	9.70	H
	7004	-38.79	-13	-25.79	-64.37	-47.01	2.59	10.81	H
									H
									H
									H
									H
	3497	-53.72	-13	-40.72	-70.22	-60.1	1.60	7.99	V
	5254	-51.16	-13	-38.16	-71.82	-58.38	2.48	9.70	V
	7004	-41.91	-13	-28.91	-68.07	-50.13	2.59	10.81	V
									V
									V
									V
									V

Remark: Spurious emissions within 30-1000MHz were found more than 20dB below limit line.



LTE Band 4 / 10MHz / 16QAM									
Channel	Frequency (MHz)	EIRP (dBm)	Limit (dBm)	Over Limit (dB)	SPA Reading (dBm)	S.G. Power (dBm)	TX Cable loss (dB)	TX Antenna Gain (dBi)	Polarization (H/V)
Lowest	3420	-52.15	-13	-39.15	-68.03	-58.22	1.58	7.65	H
	5128	-48.76	-13	-35.76	-69.36	-56.05	2.41	9.70	H
	6843	-41.93	-13	-28.93	-66.98	-49.9	2.64	10.61	H
	8551	-45.97	-13	-32.97	-74.13	-56.1	2.39	12.52	H
									H
									H
									H
	3420	-57.38	-13	-44.38	-73.2	-63.45	1.58	7.65	V
	5128	-50.50	-13	-37.50	-71.43	-57.79	2.41	9.70	V
	6843	-42.43	-13	-29.43	-68.16	-50.4	2.64	10.61	V
	8551	-48.37	-13	-35.37	-75.52	-58.5	2.39	12.52	V
									V
								V	
								V	
Middle	3455	-47.01	-13	-34.01	-63.32	-53.22	1.59	7.80	H
	5184	-45.75	-13	-32.75	-66.46	-53.01	2.44	9.70	H
	6913	-42.43	-13	-29.43	-67.72	-50.51	2.62	10.70	H
	8642	-45.76	-13	-32.76	-74.66	-55.91	2.41	12.56	H
									H
									H
									H
	3455	-54.08	-13	-41.08	-70.24	-60.29	1.59	7.80	V
	5184	-50.49	-13	-37.49	-71.54	-57.75	2.44	9.70	V
	6913	-47.34	-13	-34.34	-73.28	-55.42	2.62	10.70	V
	8642	-47.50	-13	-34.50	-75.17	-57.65	2.41	12.56	V
									V
								V	
								V	
Highest	3490	-49.35	-13	-36.35	-66.06	-55.7	1.60	7.96	H
	5233	-47.19	-13	-34.19	-67.68	-54.42	2.47	9.70	H
	6983	-43.51	-13	-30.51	-69.16	-51.69	2.60	10.78	H
									H
									H
									H
									H
	3490	-54.01	-13	-41.01	-70.52	-60.36	1.60	7.96	V
	5233	-51.08	-13	-38.08	-71.87	-58.31	2.47	9.70	V
	6983	-45.72	-13	-32.72	-71.85	-53.9	2.60	10.78	V
									V
									V
								V	

Remark: Spurious emissions within 30-1000MHz were found more than 20dB below limit line.



LTE Band 4 / 15MHz / 16QAM									
Channel	Frequency (MHz)	EIRP (dBm)	Limit (dBm)	Over Limit (dB)	SPA Reading (dBm)	S.G. Power (dBm)	TX Cable loss (dB)	TX Antenna Gain (dBi)	Polarization (H/V)
Lowest	3420	-52.72	-13	-39.72	-68.58	-58.79	1.58	7.65	H
	5135	-46.42	-13	-33.42	-67.09	-53.71	2.41	9.70	H
	6843	-44.90	-13	-31.90	-69.96	-52.87	2.64	10.61	H
	8551	-45.71	-13	-32.71	-73.88	-55.84	2.39	12.52	H
									H
									H
									H
	3420	-55.73	-13	-42.73	-71.58	-61.8	1.58	7.65	V
	5135	-49.74	-13	-36.74	-70.67	-57.03	2.41	9.70	V
	6843	-45.03	-13	-32.03	-70.77	-53	2.64	10.61	V
	8551	-48.52	-13	-35.52	-75.72	-58.65	2.39	12.52	V
									V
									V
									V
Middle	3448	-45.67	-13	-32.67	-61.98	-51.85	1.59	7.77	H
	5177	-44.09	-13	-31.09	-64.82	-51.35	2.44	9.70	H
	6906	-43.05	-13	-30.05	-68.3	-51.12	2.62	10.69	H
	8628	-45.10	-13	-32.10	-74.05	-55.25	2.40	12.55	H
									H
									H
									H
	3448	-53.03	-13	-40.03	-69.1	-59.21	1.59	7.77	V
	5177	-49.04	-13	-36.04	-70.11	-56.3	2.44	9.70	V
	6906	-44.06	-13	-31.06	-70.06	-52.13	2.62	10.69	V
	8628	-47.60	-13	-34.60	-75.35	-57.75	2.40	12.55	V
									V
									V
									V
Highest	3483	-47.83	-13	-34.83	-64.52	-54.16	1.60	7.93	H
	5219	-46.76	-13	-33.76	-67.38	-54	2.46	9.70	H
	6962	-43.35	-13	-30.35	-68.82	-51.5	2.60	10.75	H
									H
									H
									H
									H
	3483	-54.32	-13	-41.32	-70.68	-60.65	1.60	7.93	V
	5219	-51.31	-13	-38.31	-72.27	-58.55	2.46	9.70	V
	6962	-42.54	-13	-29.54	-68.63	-50.69	2.60	10.75	V
									V
									V
									V
									V

Remark: Spurious emissions within 30-1000MHz were found more than 20dB below limit line.



LTE Band 4 / 20MHz / 16QAM									
Channel	Frequency (MHz)	EIRP (dBm)	Limit (dBm)	Over Limit (dB)	SPA Reading (dBm)	S.G. Power (dBm)	TX Cable loss (dB)	TX Antenna Gain (dBi)	Polarization (H/V)
Lowest	3420	-52.56	-13	-39.56	-68.45	-58.63	1.58	7.65	H
	5135	-45.35	-13	-32.35	-65.96	-52.64	2.41	9.70	H
	6843	-43.90	-13	-30.90	-68.96	-51.87	2.64	10.61	H
									H
									H
									H
									H
	3420	-56.04	-13	-43.04	-71.88	-62.11	1.58	7.65	V
	5135	-50.01	-13	-37.01	-70.94	-57.3	2.41	9.70	V
	6843	-43.45	-13	-30.45	-69.19	-51.42	2.64	10.61	V
									V
	Middle	3448	-47.47	-13	-34.47	-63.81	-53.65	1.59	7.77
5170		-42.43	-13	-29.43	-63.16	-49.7	2.43	9.70	H
6892		-40.81	-13	-27.81	-66.12	-48.86	2.63	10.67	H
8621		-46.05	-13	-33.05	-74.94	-56.2	2.40	12.55	H
									H
									H
									H
3448		-55.04	-13	-42.04	-71.06	-61.22	1.59	7.77	V
5170		-48.66	-13	-35.66	-69.72	-55.93	2.43	9.70	V
6892		-45.12	-13	-32.12	-71.02	-53.17	2.63	10.67	V
8621		-47.93	-13	-34.93	-75.55	-58.08	2.40	12.55	V
									V
								V	
Highest	3469	-46.53	-13	-33.53	-63.08	-52.8	1.59	7.86	H
	5205	-46.61	-13	-33.61	-67.35	-53.85	2.46	9.70	H
	6941	-42.20	-13	-29.20	-67.54	-50.32	2.61	10.73	H
	8677	-45.24	-13	-32.24	-74.26	-55.4	2.41	12.57	H
									H
									H
									H
	3469	-53.45	-13	-40.45	-69.72	-59.72	1.59	7.86	V
	5205	-50.51	-13	-37.51	-71.63	-57.75	2.46	9.70	V
	6941	-44.74	-13	-31.74	-70.81	-52.86	2.61	10.73	V
	8677	-47.92	-13	-34.92	-75.72	-58.08	2.41	12.57	V
									V
								V	

Remark: Spurious emissions within 30-1000MHz were found more than 20dB below limit line.



LTE Band 5

LTE Band 5 / 1.4MHz / 16QAM									
Channel	Frequency (MHz)	ERP (dBm)	Limit (dBm)	Over Limit (dB)	SPA Reading (dBm)	S.G. Power (dBm)	TX Cable loss (dB)	TX Antenna Gain (dBi)	Polarization (H/V)
Lowest	1648	-61.19	-13	-48.19	-70.85	-62.95	0.98	4.89	H
	2472	-57.03	-13	-44.03	-70.48	-58.91	1.28	5.32	H
	3296	-56.80	-13	-43.80	-72.92	-60.21	1.54	7.10	H
									H
									H
									H
	1648	-62.19	-13	-49.19	-71.26	-63.95	0.98	4.89	V
	2472	-58.07	-13	-45.07	-71.36	-59.95	1.28	5.32	V
	3296	-57.00	-13	-44.00	-72.81	-60.41	1.54	7.10	V
									V
									V
									V
Middle	1672	-62.00	-13	-49.00	-71.71	-63.68	0.99	4.82	H
	2504	-57.12	-13	-44.12	-70.61	-59.08	1.29	5.40	H
	3344	-57.09	-13	-44.09	-72.75	-60.7	1.56	7.31	H
									H
									H
									H
	1672	-62.67	-13	-49.67	-71.8	-64.35	0.99	4.82	V
	2504	-56.34	-13	-43.34	-69.69	-58.3	1.29	5.40	V
	3344	-57.70	-13	-44.70	-73.09	-61.31	1.56	7.31	V
									V
									V
									V
Highest	1696	-61.77	-13	-48.77	-71.66	-63.37	1.00	4.75	H
	2544	-58.34	-13	-45.34	-71.91	-60.32	1.30	5.44	H
	3392	-57.44	-13	-44.44	-73.1	-61.24	1.57	7.52	H
									H
									H
									H
	1696	-62.16	-13	-49.16	-71.49	-63.76	1.00	4.75	V
	2544	-58.10	-13	-45.10	-71.58	-60.08	1.30	5.44	V
	3392	-57.28	-13	-44.28	-72.76	-61.08	1.57	7.52	V
									V
									V
									V

Remark: Spurious emissions within 30-1000MHz were found more than 20dB below limit line.



LTE Band 5 / 3MHz / 16QAM									
Channel	Frequency (MHz)	ERP (dBm)	Limit (dBm)	Over Limit (dB)	SPA Reading (dBm)	S.G. Power (dBm)	TX Cable loss (dB)	TX Antenna Gain (dBi)	Polarization (H/V)
Lowest	1648	-61.36	-13	-48.36	-71.02	-63.12	0.98	4.89	H
	2472	-55.34	-13	-42.34	-68.84	-57.22	1.28	5.32	H
	3296	-56.44	-13	-43.44	-72.53	-59.85	1.54	7.10	H
									H
									H
									H
									H
	1648	-61.86	-13	-48.86	-70.95	-63.62	0.98	4.89	V
	2472	-54.62	-13	-41.62	-67.92	-56.5	1.28	5.32	V
	3296	-56.94	-13	-43.94	-72.78	-60.35	1.54	7.10	V
									V
	Middle	1672	-62.04	-13	-49.04	-71.7	-63.72	0.99	4.82
2504		-55.34	-13	-42.34	-68.83	-57.3	1.29	5.40	H
3344		-57.31	-13	-44.31	-72.96	-60.92	1.56	7.31	H
									H
									H
									H
									H
1672		-62.40	-13	-49.40	-71.51	-64.08	0.99	4.82	V
2504		-57.80	-13	-44.80	-71.16	-59.76	1.29	5.40	V
3344		-57.50	-13	-44.50	-72.9	-61.11	1.56	7.31	V
									V
Highest		1688	-61.22	-13	-48.22	-70.9	-62.85	1.00	4.77
	2536	-57.08	-13	-44.08	-70.62	-59.06	1.30	5.43	H
	3384	-57.23	-13	-44.23	-72.89	-61	1.57	7.49	H
									H
									H
									H
									H
	1688	-62.26	-13	-49.26	-71.39	-63.89	1.00	4.77	V
	2538	-57.32	-13	-44.32	-70.74	-59.3	1.30	5.43	V
	3384	-57.14	-13	-44.14	-72.6	-60.91	1.57	7.49	V
									V
									V
								V	

Remark: Spurious emissions within 30-1000MHz were found more than 20dB below limit line.



LTE Band 5 / 5MHz / 16QAM									
Channel	Frequency (MHz)	ERP (dBm)	Limit (dBm)	Over Limit (dB)	SPA Reading (dBm)	S.G. Power (dBm)	TX Cable loss (dB)	TX Antenna Gain (dBi)	Polarization (H/V)
Lowest	1648	-61.84	-13	-48.84	-71.5	-63.6	0.98	4.89	H
	2472	-54.83	-13	-41.83	-68.31	-56.71	1.28	5.32	H
	3296	-56.50	-13	-43.50	-72.62	-59.91	1.54	7.10	H
									H
									H
									H
									H
	1648	-62.49	-13	-49.49	-71.58	-64.25	0.98	4.89	V
	2472	-56.13	-13	-43.13	-69.44	-58.01	1.28	5.32	V
	3296	-56.73	-13	-43.73	-72.54	-60.14	1.54	7.10	V
									V
	Middle	1664	-62.01	-13	-49.01	-71.7	-63.72	0.98	4.84
2504		-55.94	-13	-42.94	-69.43	-57.9	1.29	5.40	H
3336		-57.42	-13	-44.42	-73.29	-61	1.55	7.28	H
									H
									H
									H
									H
1664		-62.42	-13	-49.42	-71.54	-64.13	0.98	4.84	V
2504		-57.35	-13	-44.35	-70.72	-59.31	1.29	5.40	V
3336		-57.55	-13	-44.55	-73.06	-61.13	1.55	7.28	V
									V
Highest		1688	-59.10	-13	-46.10	-68.86	-60.73	1.00	4.77
	2536	-56.83	-13	-43.83	-70.43	-58.81	1.30	5.43	H
	3376	-57.42	-13	-44.42	-73.09	-61.16	1.57	7.45	H
									H
									H
									H
									H
	1688	-60.36	-13	-47.36	-69.57	-61.99	1.00	4.77	V
	2536	-58.14	-13	-45.14	-71.6	-60.12	1.30	5.43	V
	3376	-57.71	-13	-44.71	-73.09	-61.45	1.57	7.45	V
									V
									V
								V	

Remark: Spurious emissions within 30-1000MHz were found more than 20dB below limit line.



LTE Band 5 / 10MHz / 16QAM									
Channel	Frequency (MHz)	ERP (dBm)	Limit (dBm)	Over Limit (dB)	SPA Reading (dBm)	S.G. Power (dBm)	TX Cable loss (dB)	TX Antenna Gain (dBi)	Polarization (H/V)
Lowest	1648	-61.09	-13	-48.09	-70.84	-62.85	0.98	4.89	H
	2472	-54.77	-13	-41.77	-68.32	-56.65	1.28	5.32	H
	3296	-56.72	-13	-43.72	-72.89	-60.13	1.54	7.10	H
									H
									H
									H
									H
	1648	-61.89	-13	-48.89	-71.03	-63.65	0.98	4.89	V
	2472	-53.14	-13	-40.14	-66.47	-55.02	1.28	5.32	V
	3296	-56.94	-13	-43.94	-72.79	-60.35	1.54	7.10	V
									V
	Middle	1664	-61.29	-13	-48.29	-71.03	-63	0.98	4.84
2496		-56.93	-13	-43.93	-70.42	-58.88	1.29	5.39	H
3328		-57.16	-13	-44.16	-73.01	-60.7	1.55	7.24	H
									H
									H
									H
									H
1664		-61.35	-13	-48.35	-70.48	-63.06	0.98	4.84	V
2496		-58.40	-13	-45.40	-71.73	-60.35	1.29	5.39	V
3328		-57.46	-13	-44.46	-72.85	-61	1.55	7.24	V
									V
Highest		1680	-61.61	-13	-48.61	-71.31	-63.26	0.99	4.80
	2520	-54.93	-13	-41.93	-68.45	-56.9	1.30	5.42	H
	3360	-57.28	-13	-44.28	-72.96	-60.95	1.56	7.38	H
									H
									H
									H
									H
	1680	-62.10	-13	-49.10	-71.31	-63.75	0.99	4.80	V
	2520	-55.32	-13	-42.32	-68.75	-57.29	1.30	5.42	V
	3360	-57.56	-13	-44.56	-72.79	-61.23	1.56	7.38	V
									V
									V
								V	

Remark: Spurious emissions within 30-1000MHz were found more than 20dB below limit line.



LTE Band 7

LTE Band 7 / 5MHz / 16QAM										
Channel	Frequency (MHz)	EIRP (dBm)	Limit (dBm)	Over Limit (dB)	SPA Reading (dBm)	S.G. Power (dBm)	TX Cable loss (dB)	TX Antenna Gain (dBi)	Polarization (H/V)	
Lowest	4998	-41.74	-25	-16.74	-62.06	-49.1	2.34	9.70	H	
	7500	-36.36	-25	-11.36	-64.73	-45.73	2.43	11.80	H	
	9999	-43.05	-25	-18.05	-75.43	-52.55	2.70	12.20	H	
										H
										H
										H
	4998	-49.64	-25	-24.64	-70.19	-57	2.34	9.70	V	
	7500	-43.83	-25	-18.83	-71.69	-53.2	2.43	11.80	V	
	9999	-43.91	-25	-18.91	-75.15	-53.41	2.70	12.20	V	
										V
										V
										V
Middle	5064	-47.52	-25	-22.52	-68	-54.85	2.37	9.70	H	
	7596	-41.76	-25	-16.76	-69.23	-51.22	2.40	11.86	H	
	10134	-42.85	-25	-17.85	-75.7	-52.41	2.70	12.25	H	
										H
										H
										H
	5064	-50.42	-25	-25.42	-71.18	-57.75	2.37	9.70	V	
	7596	-46.23	-25	-21.23	-73.77	-55.69	2.40	11.86	V	
	10134	-43.90	-25	-18.90	-75.63	-53.46	2.70	12.25	V	
										V
										V
										V
Highest	5130	-44.03	-25	-19.03	-64.66	-51.32	2.41	9.70	H	
	7698	-41.50	-25	-16.50	-68.98	-51.05	2.37	11.92	H	
	10260	-42.74	-25	-17.74	-75.78	-52.35	2.69	12.30	H	
										H
										H
										H
	5130	-50.03	-25	-25.03	-70.98	-57.32	2.41	9.70	V	
	7698	-46.76	-25	-21.76	-74.11	-56.31	2.37	11.92	V	
	10260	-43.39	-25	-18.39	-75.59	-53	2.69	12.30	V	
										V
										V
										V

Remark: Spurious emissions within 30-1000MHz were found more than 20dB below limit line.



LTE Band 7 / 10MHz / 16QAM									
Channel	Frequency (MHz)	EIRP (dBm)	Limit (dBm)	Over Limit (dB)	SPA Reading (dBm)	S.G. Power (dBm)	TX Cable loss (dB)	TX Antenna Gain (dBi)	Polarization (H/V)
Lowest	4998	-41.05	-25	-16.05	-61.47	-48.41	2.34	9.70	H
	7500	-38.58	-25	-13.58	-66.97	-47.95	2.43	11.80	H
	10002	-42.73	-25	-17.73	-75.21	-52.23	2.70	12.20	H
									H
									H
									H
									H
	4998	-48.95	-25	-23.95	-69.53	-56.31	2.34	9.70	V
	7500	-43.89	-25	-18.89	-71.8	-53.26	2.43	11.80	V
	10002	-44.06	-25	-19.06	-75.34	-53.56	2.70	12.20	V
									V
	Middle	5058	-43.03	-25	-18.03	-63.58	-50.36	2.37	9.70
7590		-42.78	-25	-17.78	-70.27	-52.23	2.40	11.85	H
10122		-42.45	-25	-17.45	-75.24	-52	2.70	12.25	H
									H
									H
									H
									H
5058		-50.32	-25	-25.32	-71.15	-57.65	2.37	9.70	V
7590		-46.20	-25	-21.20	-73.79	-55.65	2.40	11.85	V
10122		-43.90	-25	-18.90	-75.69	-53.45	2.70	12.25	V
									V
Highest		5118	-44.83	-25	-19.83	-65.4	-52.13	2.40	9.70
	7680	-42.77	-25	-17.77	-70.23	-52.31	2.37	11.91	H
	10242	-42.40	-25	-17.40	-75.58	-52	2.69	12.30	H
									H
									H
									H
									H
	5118	-48.91	-25	-23.91	-69.79	-56.21	2.40	9.70	V
	7680	-47.82	-25	-22.82	-75.26	-57.36	2.37	11.91	V
	10242	-43.20	-25	-18.20	-75.37	-52.8	2.69	12.30	V
									V
									V
								V	

Remark: Spurious emissions within 30-1000MHz were found more than 20dB below limit line.



LTE Band 7 / 15MHz / 16QAM									
Channel	Frequency (MHz)	EIRP (dBm)	Limit (dBm)	Over Limit (dB)	SPA Reading (dBm)	S.G. Power (dBm)	TX Cable loss (dB)	TX Antenna Gain (dBi)	Polarization (H/V)
Lowest	5004	-38.87	-25	-13.87	-59.24	-46.23	2.34	9.70	H
	7500	-37.78	-25	-12.78	-66.16	-47.15	2.43	11.80	H
	9999	-42.95	-25	-17.95	-75.37	-52.45	2.70	12.20	H
									H
									H
									H
									H
	5004	-48.00	-25	-23.00	-68.6	-55.36	2.34	9.70	V
	7500	-42.43	-25	-17.43	-70.3	-51.8	2.43	11.80	V
	9999	-44.16	-25	-19.16	-75.4	-53.66	2.70	12.20	V
									V
	Middle	5058	-44.39	-25	-19.39	-64.86	-51.72	2.37	9.70
7584		-44.47	-25	-19.47	-72.05	-53.92	2.40	11.85	H
10116		-42.89	-25	-17.89	-75.57	-52.44	2.70	12.25	H
									H
									H
									H
									H
5058		-48.23	-25	-23.23	-69.98	-55.56	2.37	9.70	V
7584		-46.83	-25	-21.83	-74.4	-56.28	2.40	11.85	V
10116		-43.70	-25	-18.70	-75.35	-53.25	2.70	12.25	V
									V
Highest		5112	-43.37	-25	-18.37	-63.94	-50.67	2.40	9.70
	7668	-41.73	-25	-16.73	-69.19	-51.26	2.38	11.90	H
	10224	-42.48	-25	-17.48	-75.48	-52.07	2.69	12.29	H
									H
									H
									H
									H
	5112	-48.21	-25	-23.21	-69.09	-55.51	2.40	9.70	V
	7668	-47.37	-25	-22.37	-74.76	-56.9	2.38	11.90	V
	10224	-43.67	-25	-18.67	-75.76	-53.26	2.69	12.29	V
									V
									V
								V	

Remark: Spurious emissions within 30-1000MHz were found more than 20dB below limit line.



LTE Band 7 / 20MHz / 16QAM									
Channel	Frequency (MHz)	EIRP (dBm)	Limit (dBm)	Over Limit (dB)	SPA Reading (dBm)	S.G. Power (dBm)	TX Cable loss (dB)	TX Antenna Gain (dBi)	Polarization (H/V)
Lowest	5004	-42.16	-25	-17.16	-62.53	-49.52	2.34	9.70	H
	7506	-36.54	-25	-11.54	-64.71	-45.92	2.43	11.80	H
	9999	-42.85	-25	-17.85	-75.23	-52.35	2.70	12.20	H
	12501	-39.75	-25	-14.75	-74.22	-49.35	2.80	12.40	H
									H
									H
									H
	5004	-48.55	-25	-23.55	-69.55	-55.91	2.34	9.70	V
	7506	-41.17	-25	-16.17	-69.05	-50.55	2.43	11.80	V
	9999	-44.38	-25	-19.38	-75.62	-53.88	2.70	12.20	V
	12501	-43.47	-25	-18.47	-76.73	-53.07	2.80	12.40	V
									V
									V
									V
Middle	5052	-42.26	-25	-17.26	-62.71	-49.59	2.37	9.70	H
	7578	-44.12	-25	-19.12	-71.69	-53.56	2.40	11.85	H
	10107	-42.90	-25	-17.90	-75.57	-52.45	2.70	12.24	H
									H
									H
									H
									H
	5052	-48.87	-25	-23.87	-69.54	-56.2	2.37	9.70	V
	7578	-46.98	-25	-21.98	-74.57	-56.42	2.40	11.85	V
	10107	-43.70	-25	-18.70	-75.35	-53.25	2.70	12.24	V
									V
									V
									V
									V
Highest	5100	-42.10	-25	-17.10	-62.66	-49.41	2.39	9.70	H
	7656	-41.89	-25	-16.89	-69.34	-51.4	2.38	11.89	H
	10206	-42.53	-25	-17.53	-75.48	-52.12	2.70	12.28	H
	12753	-40.22	-25	-15.22	-75.82	-50.06	2.87	12.70	H
									H
									H
									H
	5100	-47.15	-25	-22.15	-67.99	-54.46	2.39	9.70	V
	7656	-45.49	-25	-20.49	-72.9	-55	2.38	11.89	V
	10206	-43.57	-25	-18.57	-75.58	-53.16	2.70	12.28	V
	12753	-40.30	-25	-15.30	-74.73	-50.14	2.87	12.70	V
									V
									V
									V

Remark: Spurious emissions within 30-1000MHz were found more than 20dB below limit line.



LTE Band 12

LTE Band 12 / 1.4MHz / QPSK									
Channel	Frequency (MHz)	ERP (dBm)	Limit (dBm)	Over Limit (dB)	SPA Reading (dBm)	S.G. Power (dBm)	TX Cable loss (dB)	TX Antenna Gain (dBi)	Polarization (H/V)
Lowest	1400	-60.75	-13.00	-47.75	-70.58	-62.41	0.87	4.68	H
	2096	-56.12	-13.00	-43.12	-69.39	-56.99	1.16	4.19	H
	2800	-56.40	-13.00	-43.40	-71.53	-58.51	1.38	5.64	H
	3496	-54.80	-13.00	-41.80	-71.69	-59.03	1.60	7.98	H
	4192	-42.34	-13.00	-29.34	-60.04	-46.96	1.87	8.64	H
	4896	-49.84	-13.00	-36.84	-69.90	-54.90	2.28	9.49	H
									H
	1400	-61.90	-13.00	-48.90	-70.26	-63.56	0.87	4.68	V
	2096	-56.48	-13.00	-43.48	-69.91	-57.35	1.16	4.19	V
	2800	-58.46	-13.00	-45.46	-73.00	-60.57	1.38	5.64	V
	3496	-56.65	-13.00	-43.65	-73.16	-60.88	1.60	7.98	V
	4192	-47.23	-13.00	-34.23	-64.86	-51.85	1.87	8.64	V
4896	-52.72	-13.00	-39.72	-73.11	-57.78	2.28	9.49	V	
Middle	1416	-55.07	-13.00	-42.07	-64.91	-56.82	0.87	4.78	H
	2120	-53.06	-13.00	-40.06	-66.71	-54.00	1.17	4.26	H
	2824	-57.18	-13.00	-44.18	-72.34	-59.30	1.39	5.66	H
	3536	-55.64	-13.00	-42.64	-72.57	-59.92	1.62	8.04	H
	4240	-44.22	-13.00	-31.22	-62.12	-48.82	1.90	8.65	H
	4952	-48.72	-13.00	-35.72	-68.94	-53.86	2.31	9.60	H
									H
	1416	-55.37	-13.00	-42.37	-63.65	-57.12	0.87	4.78	V
	2120	-55.20	-13.00	-42.20	-68.93	-56.14	1.17	4.26	V
	2824	-57.98	-13.00	-44.98	-72.62	-60.10	1.39	5.66	V
	3536	-56.56	-13.00	-43.56	-73.15	-60.84	1.62	8.04	V
	4240	-48.29	-13.00	-35.29	-66.15	-52.89	1.90	8.65	V
4952	-52.56	-13.00	-39.56	-73.05	-57.70	2.31	9.60	V	
Highest	1432	-55.74	-13.00	-42.74	-65.54	-57.59	0.88	4.88	H
	2144	-51.28	-13.00	-38.28	-65.18	-52.28	1.18	4.33	H
	2856	-55.68	-13.00	-42.68	-70.92	-57.81	1.40	5.68	H
	3576	-54.46	-13.00	-41.46	-71.45	-58.77	1.63	8.09	H
	4288	-41.08	-13.00	-28.08	-59.10	-45.66	1.93	8.66	H
	5000	-48.31	-13.00	-35.31	-68.64	-53.52	2.34	9.70	H
									H
	1432	-55.50	-13.00	-42.50	-63.90	-57.35	0.88	4.88	V
	2144	-52.16	-13.00	-39.16	-66.49	-53.16	1.18	4.33	V
	2856	-57.74	-13.00	-44.74	-72.60	-59.87	1.40	5.68	V
	3576	-56.08	-13.00	-43.08	-72.76	-60.39	1.63	8.09	V
	4288	-48.22	-13.00	-35.22	-66.43	-52.80	1.93	8.66	V
5000	-51.36	-13.00	-38.36	-71.96	-56.57	2.34	9.70	V	
								V	

Remark: Spurious emissions within 30-1000MHz were found more than 20dB below limit line.



LTE Band 12 / 3MHz / QPSK									
Channel	Frequency (MHz)	ERP (dBm)	Limit (dBm)	Over Limit (dB)	SPA Reading (dBm)	S.G. Power (dBm)	TX Cable loss (dB)	TX Antenna Gain (dBi)	Polarization (H/V)
Lowest	1400	-60.46	-13.00	-47.46	-70.29	-62.12	0.87	4.68	H
	2096	-56.18	-13.00	-43.18	-69.46	-57.05	1.16	4.19	H
	2800	-56.52	-13.00	-43.52	-71.65	-58.63	1.38	5.64	H
	3496	-54.62	-13.00	-41.62	-71.50	-58.85	1.60	7.98	H
	4192	-42.41	-13.00	-29.41	-60.11	-47.03	1.87	8.64	H
	4896	-48.44	-13.00	-35.44	-68.48	-53.50	2.28	9.49	H
									H
	1400	-61.96	-13.00	-48.96	-70.32	-63.62	0.87	4.68	V
	2096	-56.78	-13.00	-43.78	-70.22	-57.65	1.16	4.19	V
	2800	-58.34	-13.00	-45.34	-72.88	-60.45	1.38	5.64	V
	3496	-56.37	-13.00	-43.37	-72.86	-60.60	1.60	7.98	V
	4192	-46.08	-13.00	-33.08	-63.65	-50.70	1.87	8.64	V
	4896	-52.37	-13.00	-39.37	-72.76	-57.43	2.28	9.49	V
									V
Middle	1408	-54.52	-13.00	-41.52	-64.36	-56.23	0.87	4.73	H
	2120	-54.08	-13.00	-41.08	-67.77	-55.02	1.17	4.26	H
	2824	-57.08	-13.00	-44.08	-72.24	-59.20	1.39	5.66	H
	3528	-55.08	-13.00	-42.08	-72.03	-59.35	1.61	8.03	H
	4240	-43.64	-13.00	-30.64	-61.53	-48.24	1.90	8.65	H
	4944	-47.17	-13.00	-34.17	-67.35	-52.30	2.30	9.59	H
									H
	1408	-55.24	-13.00	-42.24	-63.50	-56.95	0.87	4.73	V
	2120	-55.96	-13.00	-42.96	-69.68	-56.90	1.17	4.26	V
	2824	-58.28	-13.00	-45.28	-72.93	-60.40	1.39	5.66	V
	3528	-56.51	-13.00	-43.51	-73.10	-60.78	1.61	8.03	V
	4240	-46.93	-13.00	-33.93	-64.79	-51.53	1.90	8.65	V
	4944	-51.10	-13.00	-38.10	-71.58	-56.23	2.30	9.59	V
									V
Highest	1424	-58.91	-13.00	-45.91	-68.71	-60.71	0.88	4.83	H
	2136	-52.71	-13.00	-39.71	-66.61	-53.69	1.18	4.31	H
	2856	-56.02	-13.00	-43.02	-71.44	-58.15	1.40	5.68	H
	3568	-55.41	-13.00	-42.41	-72.38	-59.72	1.63	8.08	H
	4280	-42.93	-13.00	-29.93	-60.95	-47.51	1.92	8.66	H
	4992	-48.44	-13.00	-35.44	-68.77	-53.64	2.33	9.68	H
									H
	1424	-58.12	-13.00	-45.12	-66.52	-59.92	0.88	4.83	V
	2136	-54.18	-13.00	-41.18	-68.21	-55.16	1.18	4.31	V
	2856	-57.77	-13.00	-44.77	-72.62	-59.90	1.40	5.68	V
	3568	-55.94	-13.00	-42.94	-72.61	-60.25	1.63	8.08	V
	4280	-48.04	-13.00	-35.04	-66.27	-52.62	1.92	8.66	V
	4992	-52.02	-13.00	-39.02	-72.57	-57.22	2.33	9.68	V
									V

Remark: Spurious emissions within 30-1000MHz were found more than 20dB below limit line.



LTE Band 12 / 5MHz / QPSK									
Channel	Frequency (MHz)	ERP (dBm)	Limit (dBm)	Over Limit (dB)	SPA Reading (dBm)	S.G. Power (dBm)	TX Cable loss (dB)	TX Antenna Gain (dBi)	Polarization (H/V)
Lowest	1400	-60.79	-13.00	-47.79	-70.62	-62.45	0.87	4.68	H
	2096	-55.53	-13.00	-42.53	-68.52	-56.40	1.16	4.19	H
	2800	-56.70	-13.00	-43.70	-71.83	-58.81	1.38	5.64	H
	3496	-55.47	-13.00	-42.47	-72.36	-59.70	1.60	7.98	H
	4192	-42.46	-13.00	-29.46	-60.15	-47.08	1.87	8.64	H
	4896	-49.84	-13.00	-36.84	-69.89	-54.90	2.28	9.49	H
									H
	1400	-62.35	-13.00	-49.35	-70.71	-64.01	0.87	4.68	V
	2096	-56.05	-13.00	-43.05	-69.48	-56.92	1.16	4.19	V
	2800	-58.24	-13.00	-45.24	-72.78	-60.35	1.38	5.64	V
	3496	-56.52	-13.00	-43.52	-73.01	-60.75	1.60	7.98	V
	4192	-44.83	-13.00	-31.83	-62.46	-49.45	1.87	8.64	V
	4896	-52.76	-13.00	-39.76	-73.17	-57.82	2.28	9.49	V
									V
Middle	1408	-55.42	-13.00	-42.42	-65.25	-57.13	0.87	4.73	H
	2112	-52.80	-13.00	-39.80	-66.28	-53.72	1.17	4.24	H
	2824	-56.88	-13.00	-43.88	-72.04	-59.00	1.39	5.66	H
	3528	-55.23	-13.00	-42.23	-72.16	-59.50	1.61	8.03	H
	4232	-40.96	-13.00	-27.96	-58.79	-45.56	1.89	8.65	H
	4936	-45.62	-13.00	-32.62	-65.82	-50.74	2.30	9.57	H
									H
	1408	-55.30	-13.00	-42.30	-63.58	-57.01	0.87	4.73	V
	2112	-55.00	-13.00	-42.00	-68.75	-55.92	1.17	4.24	V
	2824	-58.28	-13.00	-45.28	-72.93	-60.40	1.39	5.66	V
	3528	-56.13	-13.00	-43.13	-72.70	-60.40	1.61	8.03	V
	4232	-45.11	-13.00	-32.11	-62.97	-49.71	1.89	8.65	V
	4936	-50.73	-13.00	-37.73	-71.21	-55.85	2.30	9.57	V
									V
Highest	1424	-60.19	-13.00	-47.19	-70.79	-61.99	0.88	4.83	H
	2136	-54.62	-13.00	-41.62	-68.52	-55.60	1.18	4.31	H
	2848	-55.73	-13.00	-42.73	-70.97	-57.86	1.40	5.68	H
	3560	-55.87	-13.00	-42.87	-72.84	-60.17	1.62	8.07	H
	4264	-43.96	-13.00	-30.96	-61.92	-48.55	1.91	8.65	H
	4976	-50.51	-13.00	-37.51	-70.80	-55.69	2.32	9.65	H
									H
	1424	-62.16	-13.00	-49.16	-70.56	-63.96	0.88	4.83	V
	2136	-55.85	-13.00	-42.85	-69.88	-56.83	1.18	4.31	V
	2848	-58.40	-13.00	-45.40	-73.26	-60.53	1.40	5.68	V
	3560	-56.50	-13.00	-43.50	-73.14	-60.80	1.62	8.07	V
	4264	-47.98	-13.00	-34.98	-66.07	-52.57	1.91	8.65	V
	4976	-52.91	-13.00	-39.91	-73.43	-58.09	2.32	9.65	V
									V

Remark: Spurious emissions within 30-1000MHz were found more than 20dB below limit line.



LTE Band 12 / 10MHz / QPSK									
Channel	Frequency (MHz)	ERP (dBm)	Limit (dBm)	Over Limit (dB)	SPA Reading (dBm)	S.G. Power (dBm)	TX Cable loss (dB)	TX Antenna Gain (dBi)	Polarization (H/V)
Lowest	1400	-60.78	-13.00	-47.78	-70.62	-62.44	0.87	4.68	H
	2096	-55.68	-13.00	-42.68	-68.95	-56.55	1.16	4.19	H
	2800	-56.09	-13.00	-43.09	-71.20	-58.20	1.38	5.64	H
	3496	-54.92	-13.00	-41.92	-71.81	-59.15	1.60	7.98	H
	4200	-42.84	-13.00	-29.84	-60.55	-47.45	1.88	8.64	H
	4896	-47.25	-13.00	-34.25	-67.33	-52.31	2.28	9.49	H
									H
	1400	-62.04	-13.00	-49.04	-70.41	-63.70	0.87	4.68	V
	2096	-56.88	-13.00	-43.88	-70.31	-57.75	1.16	4.19	V
	2800	-58.34	-13.00	-45.34	-72.87	-60.45	1.38	5.64	V
	3496	-56.19	-13.00	-43.19	-72.72	-60.42	1.60	7.98	V
	4200	-45.53	-13.00	-32.53	-63.15	-50.14	1.88	8.64	V
	4896	-51.34	-13.00	-38.34	-71.73	-56.40	2.28	9.49	V
									V
Middle	1408	-58.14	-13.00	-45.14	-67.98	-59.85	0.87	4.73	H
	2112	-52.28	-13.00	-39.28	-65.76	-53.20	1.17	4.24	H
	2808	-55.40	-13.00	-42.40	-70.54	-57.51	1.39	5.65	H
	3512	-54.24	-13.00	-41.24	-71.14	-58.50	1.61	8.01	H
	4216	-40.92	-13.00	-27.92	-58.68	-45.53	1.89	8.64	H
	4920	-46.06	-13.00	-33.06	-66.21	-51.16	2.29	9.54	H
									H
	1408	-57.99	-13.00	-44.99	-66.24	-59.70	0.87	4.73	V
	2112	-54.50	-13.00	-41.50	-68.25	-55.42	1.17	4.24	V
	2808	-57.74	-13.00	-44.74	-72.39	-59.85	1.39	5.65	V
	3512	-55.94	-13.00	-42.94	-72.46	-60.20	1.61	8.01	V
	4216	-44.65	-13.00	-31.65	-62.39	-49.26	1.89	8.64	V
	4920	-50.80	-13.00	-37.80	-71.21	-55.90	2.29	9.54	V
									V
Highest	1416	-54.39	-13.00	-41.39	-64.22	-56.14	0.87	4.78	H
	2120	-54.39	-13.00	-41.39	-68.08	-55.33	1.17	4.26	H
	2824	-56.98	-13.00	-43.98	-72.15	-59.10	1.39	5.66	H
	3536	-55.26	-13.00	-42.26	-72.19	-59.54	1.62	8.04	H
	4240	-45.12	-13.00	-32.12	-63.01	-49.72	1.90	8.65	H
	4944	-48.37	-13.00	-35.37	-68.54	-53.50	2.30	9.59	H
									H
	1416	-54.85	-13.00	-41.85	-63.12	-56.60	0.87	4.78	V
	2120	-56.16	-13.00	-43.16	-69.89	-57.10	1.17	4.26	V
	2824	-57.98	-13.00	-44.98	-72.60	-60.10	1.39	5.66	V
	3536	-56.52	-13.00	-43.52	-73.10	-60.80	1.62	8.04	V
	4240	-48.72	-13.00	-35.72	-66.58	-53.32	1.90	8.65	V
	4944	-51.37	-13.00	-38.37	-71.81	-56.50	2.30	9.59	V
									V

Remark: Spurious emissions within 30-1000MHz were found more than 20dB below limit line.



LTE Band 13

LTE Band 13 / 5MHz / QPSK									
Channel	Frequency (MHz)	ERP (dBm)	Limit (dBm)	Over Limit (dB)	SPA Reading (dBm)	S.G. Power (dBm)	TX Cable loss (dB)	TX Antenna Gain (dBi)	Polarization (H/V)
Lowest	1552	-62.01	-13	-49.01	-71.66	-64.08	0.94	5.15	H
	2328	-58.36	-13	-45.36	-72.30	-59.86	1.24	4.88	H
	3109	-56.47	-13	-43.47	-72.85	-59.12	1.48	6.28	H
									H
									H
									H
	1552	-62.78	-13.00	-49.78	-71.75	-64.85	0.94	5.15	V
	2328	-58.58	-13	-45.58	-72.62	-60.08	1.24	4.88	V
	3109	-55.60	-13	-42.60	-72.09	-58.25	1.48	6.28	V
									V
									V
									V
Middle	1560	-61.96	-42.15	-19.81	-71.57	-64.00	0.94	5.13	H
	2344	-59.08	-13	-46.08	-72.87	-60.62	1.24	4.93	H
	3128	-56.12	-13	-43.12	-72.68	-58.85	1.49	6.36	H
									H
									H
									H
	1560	-62.46	-42.15	-20.31	-71.45	-64.50	0.94	5.13	V
	2344	-58.46	-13	-45.46	-72.56	-60.00	1.24	4.93	V
	3128	-56.38	-13	-43.38	-72.99	-59.11	1.49	6.36	V
									V
									V
									V
Highest	1565	-62.30	-42.15	-20.15	-71.94	-64.33	0.94	5.12	H
	2347	-58.90	-13	-45.90	-72.69	-60.45	1.24	4.94	H
	3129	-56.34	-13	-43.34	-72.83	-59.07	1.49	6.37	H
									H
									H
									H
	1565	-62.60	-42.15	-20.45	-71.57	-64.63	0.94	5.12	V
	2347	-58.54	-13	-45.54	-72.41	-60.09	1.24	4.94	V
	3129	-56.01	-13	-43.01	-72.62	-58.74	1.49	6.37	V
									V
									V
									V

Remark: Spurious emissions within 30-1000MHz were found more than 20dB below limit line.



LTE Band 13 / 10MHz / QPSK									
Channel	Frequency (MHz)	ERP (dBm)	Limit (dBm)	Over Limit (dB)	SPA Reading (dBm)	S.G. Power (dBm)	TX Cable loss (dB)	TX Antenna Gain (dBi)	Polarization (H/V)
Middle	1564	-62.25	-42.15	-20.10	-71.86	-64.28	0.94	5.12	H
	2346	-58.82	-13	-45.82	-72.61	-60.37	1.24	4.94	H
	3128	-56.22	-13	-43.22	-72.71	-58.95	1.49	6.36	H
									H
									H
									H
									H
	1560	-62.46	-42.15	-20.31	-71.43	-64.5	0.94	5.13	V
	2344	-58.51	-13	-45.51	-72.38	-60.05	1.24	4.93	V
	3128	-56.13	-13	-43.13	-72.74	-58.86	1.49	6.36	V
									V
									V
									V
									V

Remark: Spurious emissions within 30-1000MHz were found more than 20dB below limit line.



LTE Band 17

LTE Band 17 / 5MHz / QPSK									
Channel	Frequency (MHz)	ERP (dBm)	Limit (dBm)	Over Limit (dB)	SPA Reading (dBm)	S.G. Power (dBm)	TX Cable loss (dB)	TX Antenna Gain (dBi)	Polarization (H/V)
Lowest	1408	-54.17	-13	-41.17	-64.00	-55.88	0.87	4.73	H
	2112	-53.44	-13	-40.44	-66.92	-54.36	1.17	4.24	H
	2816	-55.89	-13	-42.89	-71.06	-58.00	1.39	5.65	H
	3520	-55.85	-13	-42.85	-72.76	-60.11	1.61	8.02	H
	4224	-41.40	-13	-28.40	-59.23	-46.00	1.89	8.64	H
	4928	-47.17	-13	-34.17	-67.32	-52.28	2.30	9.56	H
									H
	1408	-56.99	-13	-43.99	-65.70	-58.70	0.87	4.73	V
	2112	-54.28	-13	-41.28	-68.01	-55.20	1.17	4.24	V
	2816	-58.17	-13	-45.17	-72.82	-60.28	1.39	5.65	V
	3520	-55.37	-13	-42.37	-71.92	-59.63	1.61	8.02	V
	4224	-46.46	-13	-33.46	-64.21	-51.06	1.89	8.64	V
	4928	-51.82	-13	-38.82	-72.29	-56.93	2.30	9.56	V
									V
Middle	1416	-53.66	-13	-40.66	-63.49	-55.41	0.87	4.78	H
	2120	-54.42	-13	-41.42	-68.11	-55.36	1.17	4.26	H
	2832	-57.67	-13	-44.67	-72.88	-59.79	1.39	5.67	H
	3536	-56.01	-13	-43.01	-72.94	-60.29	1.62	8.04	H
	4248	-46.48	-13	-33.48	-64.37	-51.08	1.90	8.65	H
	4952	-49.26	-13	-36.26	-69.46	-54.40	2.31	9.60	H
									H
	1416	-55.99	-13	-42.99	-64.27	-57.74	0.87	4.78	V
	2120	-56.13	-13	-43.13	-69.86	-57.07	1.17	4.26	V
	2832	-58.26	-13	-45.26	-73.01	-60.38	1.39	5.67	V
	3536	-55.57	-13	-42.57	-72.16	-59.85	1.62	8.04	V
	4248	-51.36	-13	-38.36	-69.34	-55.96	1.90	8.65	V
	4952	-53.27	-13	-40.27	-73.77	-58.41	2.31	9.60	V
									V
Highest	1424	-60.22	-13	-47.22	-70.02	-62.02	0.88	4.83	H
	2136	-54.81	-13	-41.81	-68.71	-55.79	1.18	4.31	H
	2848	-55.88	-13	-42.88	-71.12	-58.01	1.40	5.68	H
	3560	-56.03	-13	-43.03	-73.00	-60.33	1.62	8.07	H
	4264	-43.41	-13	-30.41	-61.37	-48.00	1.91	8.65	H
	4976	-50.12	-13	-37.12	-70.41	-55.30	2.32	9.65	H
									H
	1424	-61.58	-13	-48.58	-69.98	-63.38	0.88	4.83	V
	2136	-55.53	-13	-42.53	-69.56	-56.51	1.18	4.31	V
	2848	-57.89	-13	-44.89	-72.75	-60.02	1.40	5.68	V
	3560	-56.21	-13	-43.21	-72.85	-60.51	1.62	8.07	V
	4264	-48.69	-13	-35.69	-66.78	-53.28	1.91	8.65	V
	4976	-53.50	-13	-40.50	-74.02	-58.68	2.32	9.65	V
									V

Remark: Spurious emissions within 30-1000MHz were found more than 20dB below limit line.



LTE Band 17 / 10MHz / QPSK									
Channel	Frequency (MHz)	ERP (dBm)	Limit (dBm)	Over Limit (dB)	SPA Reading (dBm)	S.G. Power (dBm)	TX Cable loss (dB)	TX Antenna Gain (dBi)	Polarization (H/V)
Lowest	1408	-53.33	-13	-40.33	-63.16	-55.04	0.87	4.73	H
	2112	-54.09	-13	-41.09	-67.57	-55.01	1.17	4.24	H
	2816	-56.66	-13	-43.66	-71.83	-58.77	1.39	5.65	H
	3520	-55.45	-13	-42.45	-72.36	-59.71	1.61	8.02	H
	4224	-41.05	-13	-28.05	-59.18	-45.65	1.89	8.64	H
	4928	-45.95	-13	-32.95	-66.10	-51.06	2.30	9.56	H
									H
	1408	-55.95	-13	-42.95	-64.23	-57.66	0.87	4.73	V
	2112	-55.18	-13	-42.18	-68.91	-56.10	1.17	4.24	V
	2816	-58.07	-13	-45.07	-72.72	-60.18	1.39	5.65	V
	3520	-55.46	-13	-42.46	-72.01	-59.72	1.61	8.02	V
	4224	-48.39	-13	-35.39	-66.14	-52.99	1.89	8.64	V
	4928	-51.26	-13	-38.26	-71.73	-56.37	2.30	9.56	V
									V
Middle	1408	-52.91	-13	-39.91	-62.74	-54.62	0.87	4.73	H
	2120	-53.49	-13	-40.49	-67.18	-54.43	1.17	4.26	H
	2824	-57.08	-13	-44.08	-72.25	-59.20	1.39	5.66	H
	3528	-55.84	-13	-42.84	-72.77	-60.11	1.61	8.03	H
	4232	-44.66	-13	-31.66	-62.49	-49.26	1.89	8.65	H
	4936	-46.88	-13	-33.88	-67.08	-52.00	2.30	9.57	H
									H
	1408	-55.57	-13	-42.57	-63.85	-57.28	0.87	4.73	V
	2120	-55.32	-13	-42.32	-69.05	-56.26	1.17	4.26	V
	2824	-58.33	-13	-45.33	-72.98	-60.45	1.39	5.66	V
	3528	-55.60	-13	-42.60	-72.19	-59.87	1.61	8.03	V
	4232	-49.50	-13	-36.50	-67.36	-54.10	1.89	8.65	V
	4936	-51.70	-13	-38.70	-72.17	-56.82	2.30	9.57	V
									V
Highest	1416	-53.22	-13	-40.22	-63.05	-54.97	0.87	4.78	H
	2120	-53.95	-13	-40.95	-67.64	-54.89	1.17	4.26	H
	2824	-57.37	-13	-44.37	-72.54	-59.49	1.39	5.66	H
	3528	-56.24	-13	-43.24	-73.17	-60.51	1.61	8.03	H
	4240	-45.61	-13	-32.61	-63.50	-50.21	1.90	8.65	H
	4944	-48.33	-13	-35.33	-68.53	-53.46	2.30	9.59	H
									H
	1416	-42.59	-13	-29.59	-63.87	-44.34	0.87	4.78	V
	2120	-55.97	-13	-42.97	-69.70	-56.91	1.17	4.26	V
	2824	-58.12	-13	-45.12	-72.77	-60.24	1.39	5.66	V
	3528	-56.40	-13	-43.40	-72.99	-60.67	1.61	8.03	V
	4240	-50.70	-13	-37.70	-68.56	-55.30	1.90	8.65	V
	4944	-51.98	-13	-38.98	-72.45	-57.11	2.30	9.59	V
									V

Remark: Spurious emissions within 30-1000MHz were found more than 20dB below limit line.