



15. SETUP PHOTOS

RADIATED AND POWERLINE CONDUCTED EMISSIONS MEASUREMENT SETUP




RADIATED FRONT PHOTO (BELOW 1 GHz)




RADIATED BACK PHOTO (BELOW 1 GHz)



RADIATED FRONT PHOTO (ABOVE 1 GHz)



RADIATED BACK PHOTO (ABOVE 1 GHz)



X-AXIS FRONT PHOTO




Y-AXIS FRONT PHOTO



Z-AXIS FRONT PHOTO

ANTENNA PORT CONDUCTED RF MEASUREMENT SETUP AND
FREQUENCY STABILITY



ANTENNA PORT CONDUCTED PHOTO



FREQUENCY STABILITY

END OF REPORT