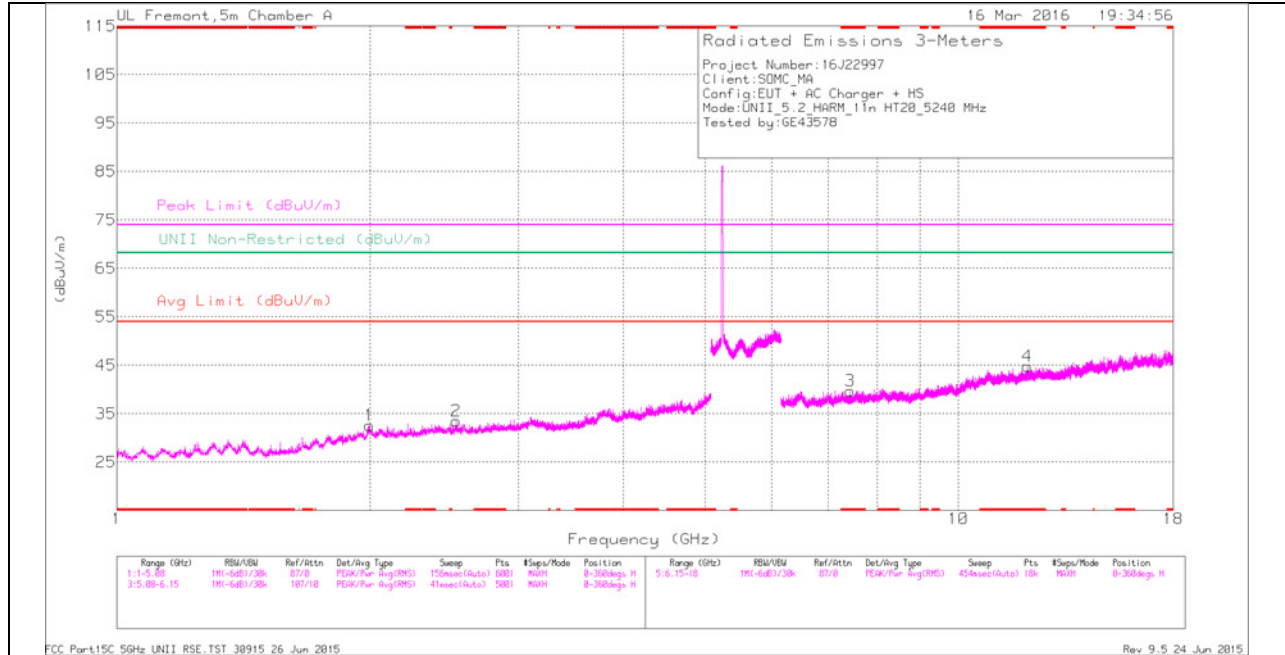
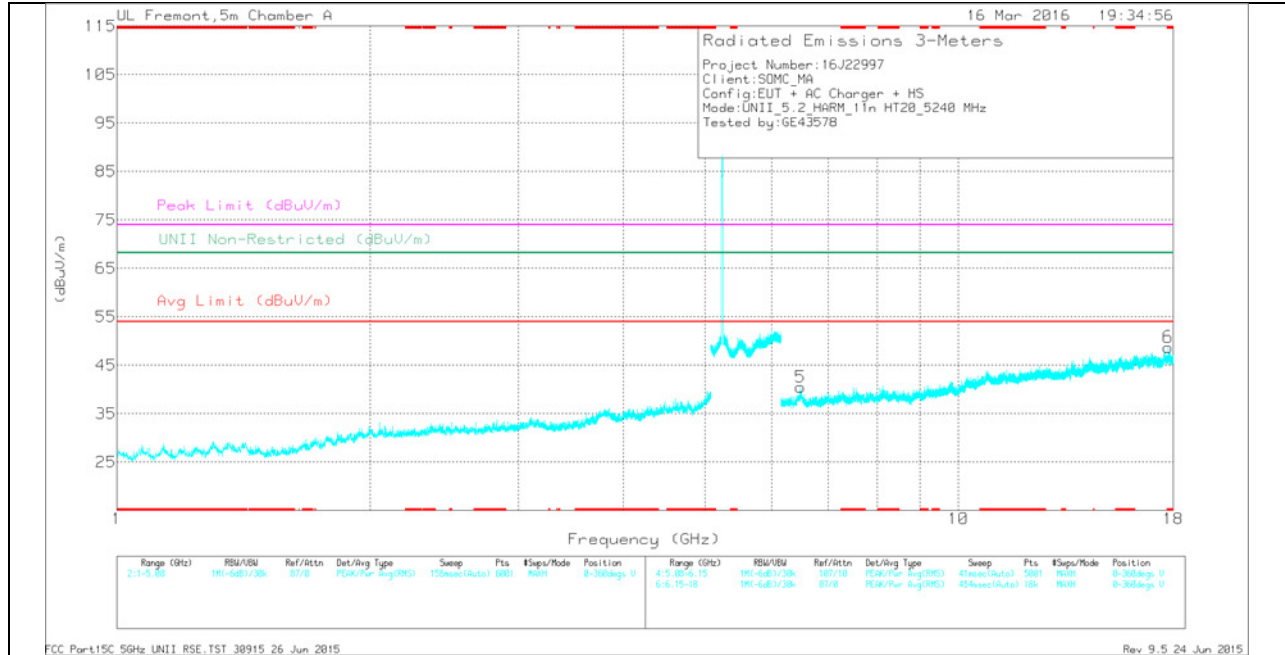


HIGH CHANNEL HORIZONTAL



Note: Emission was scanned up to 40GHz; No emissions were detected above the noise floor which was at least 20dB below the specification limit.

HIGH CHANNEL VERTICAL



Note: Emission was scanned up to 40GHz; No emissions were detected above the noise floor which was at least 20dB below the specification limit.

HIGH CHANNEL DATA

TRACE MARKERS

Marker	Frequency (GHz)	Meter Reading (dBuV)	Det	AF T346 (db/m)	Amp/Cbl/Ftr/Pad (dB)	DC Corr (dB)	Corrected Reading (dBuV/m)	Avg Limit (dBuV/m)	Margin (dB)	Peak Limit (dBuV/m)	PK Margin (dB)	UNII Non-Restricted (dBuV/m)	PK Margin (dB)	Azimuth (Degs)	Height (cm)	Polarity
3	* 7.43	30.11	Pk	35.8	-26.2	0	39.71	-	-	74	-34.29	-	-	0-360	100	H
4	* 12.078	28.64	Pk	38.9	-22.8	0	44.74	-	-	74	-29.26	-	-	0-360	100	H
6	* 17.747	29.45	Pk	41	-21.7	0	48.75	-	-	74	-25.25	-	-	0-360	100	V
1	1.994	35.52	Pk	31.6	-34.5	0	32.62	-	-	-	-	68.2	-35.58	0-360	100	H
2	2.529	35.25	Pk	32.4	-34.2	0	33.45	-	-	-	-	68.2	-34.75	0-360	100	H
5	6.494	31.34	Pk	35.6	-26.4	0	40.54	-	-	-	-	68.2	-27.66	0-360	100	V

* - indicates frequency in CFR15.205/IC 8.10 Restricted Band

Pk - Peak detector

RADIATED EMISSIONS

Frequency (GHz)	Meter Reading (dBuV)	Det	AF T346 (db/m)	Amp/Cbl/Ftr/Pad (dB)	DC Corr (dB)	Corrected Reading (dBuV/m)	Avg Limit (dBuV/m)	Margin (dB)	Peak Limit (dBuV/m)	PK Margin (dB)	UNII Non-Restricted (dBuV/m)	PK Margin (dB)	Azimuth (Degs)	Height (cm)	Polarity
* 7.431	37.72	PK-U	35.8	-26.2	0	47.32	-	-	74	-26.68	-	-	247	100	H
* 7.43	25.15	ADR	35.8	-26.2	0	34.75	54	-19.25	-	-	-	-	247	100	H
* 12.078	35.8	PK-U	38.9	-22.8	0	51.9	-	-	74	-22.1	-	-	200	100	H
* 12.078	23.56	ADR	38.9	-22.8	0	39.66	54	-14.34	-	-	-	-	200	100	H
* 17.748	36.11	PK-U	41	-21.7	0	55.41	-	-	74	-18.59	-	-	51	100	V
* 17.746	24.46	ADR	41	-21.7	0	43.76	54	-10.24	-	-	-	-	51	100	V
1.995	43.51	PK-U	31.7	-34.5	0	40.71	-	-	-	-	68.2	-27.49	14	100	H
2.529	42.86	PK-U	32.4	-34.2	0	41.06	-	-	-	-	68.2	-27.14	31	100	H
6.494	38.92	PK-U	35.6	-26.4	0	48.12	-	-	-	-	68.2	-20.08	184	100	V

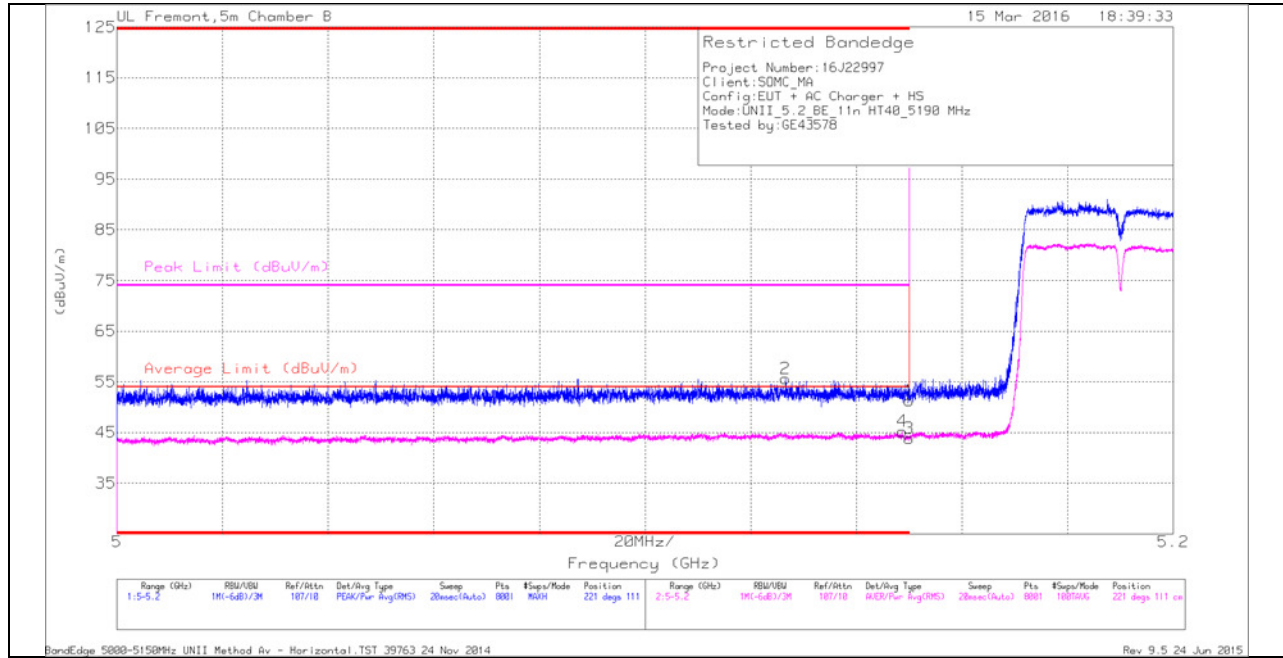
* - indicates frequency in CFR15.205/IC 8.10 Restricted Band

PK-U - U-NII: Maximum Peak

ADR - U-NII AD primary method, RMS average

9.1.3. TX ABOVE 1 GHz 802.11n HT40 MODE IN THE 5.2 GHz BAND RESTRICTED BANDEDGE (LOW CHANNEL)

HORIZONTAL PEAK AND AVERAGE PLOT



HORIZONTAL DATA

Trace Markers

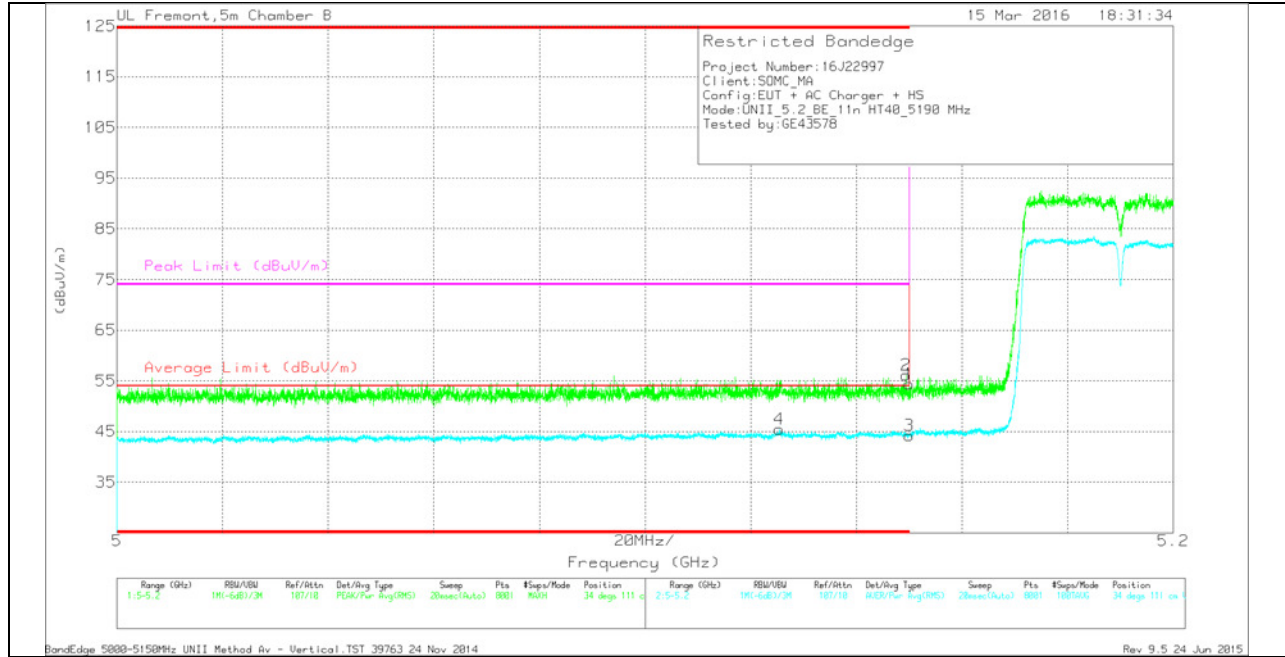
Marker	Frequency (GHz)	Meter Reading (dBuV)	Det	AF T344 (dB/m)	Amp/Cb/r/Pad (dB)	DC Corr (dB)	Corrected Reading (dBuV/m)	Average Limit (dBuV/m)	Margin (dB)	Peak Limit (dBuV/m)	PK Margin (dB)	Azimuth (Degs)	Height (cm)	Polarity
2	* 5.127	40.82	Pk	34.2	-19.4	0	55.62	-	-	74	-18.38	221	111	H
4	* 5.149	30.54	RMS	34.3	-19.7	.12	45.26	54	-8.74	-	-	221	111	H
1	* 5.15	36.85	Pk	34.3	-19.9	0	51.25	-	-	74	-22.75	221	111	H
3	* 5.15	29.36	RMS	34.3	-19.9	.12	43.88	54	-10.12	-	-	221	111	H

* - indicates frequency in CFR15.205/IC 8.10 Restricted Band

Pk - Peak detector

RMS - RMS detection

VERTICAL PEAK AND AVERAGE PLOT



VERTICAL DATA

Trace Markers

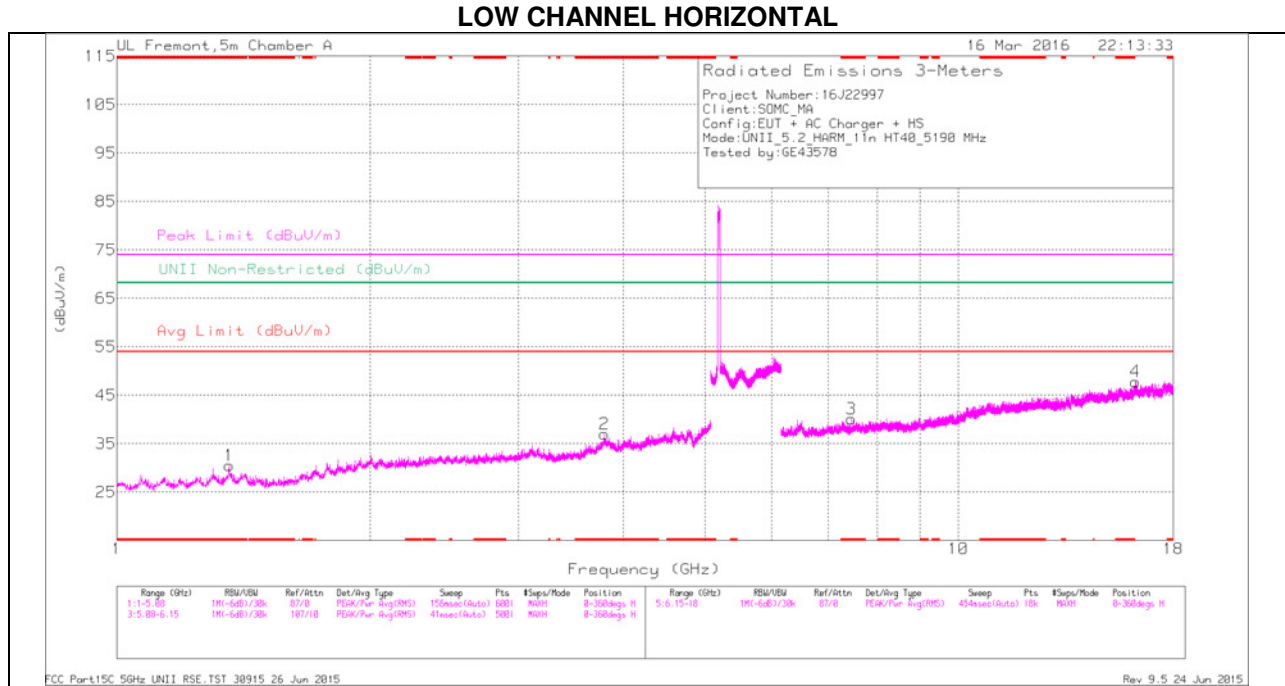
Marker	Frequency (GHz)	Meter Reading (dBuV)	Det	AF T344 (dB/m)	Amp/Cbl/Fit r/Pad (dB)	DC Corr (dB)	Corrected Reading (dBuV/m)	Average Limit (dBuV/m)	Margin (dB)	Peak Limit (dBuV/m)	PK Margin (dB)	Azimuth (Degs)	Height (cm)	Polarity
4	* 5.125	30.42	RMS	34.2	-19.3	.12	45.44	54	-8.56	-	-	34	111	V
2	* 5.149	41.71	Pk	34.3	-19.9	0	56.11	-	-	74	-17.89	34	111	V
1	* 5.15	40	Pk	34.3	-19.9	0	54.4	-	-	74	-19.6	34	111	V
3	* 5.15	29.67	RMS	34.3	-19.9	.12	44.19	54	-9.81	-	-	34	111	V

* - indicates frequency in CFR15.205/IC 8.10 Restricted Band

Pk - Peak detector

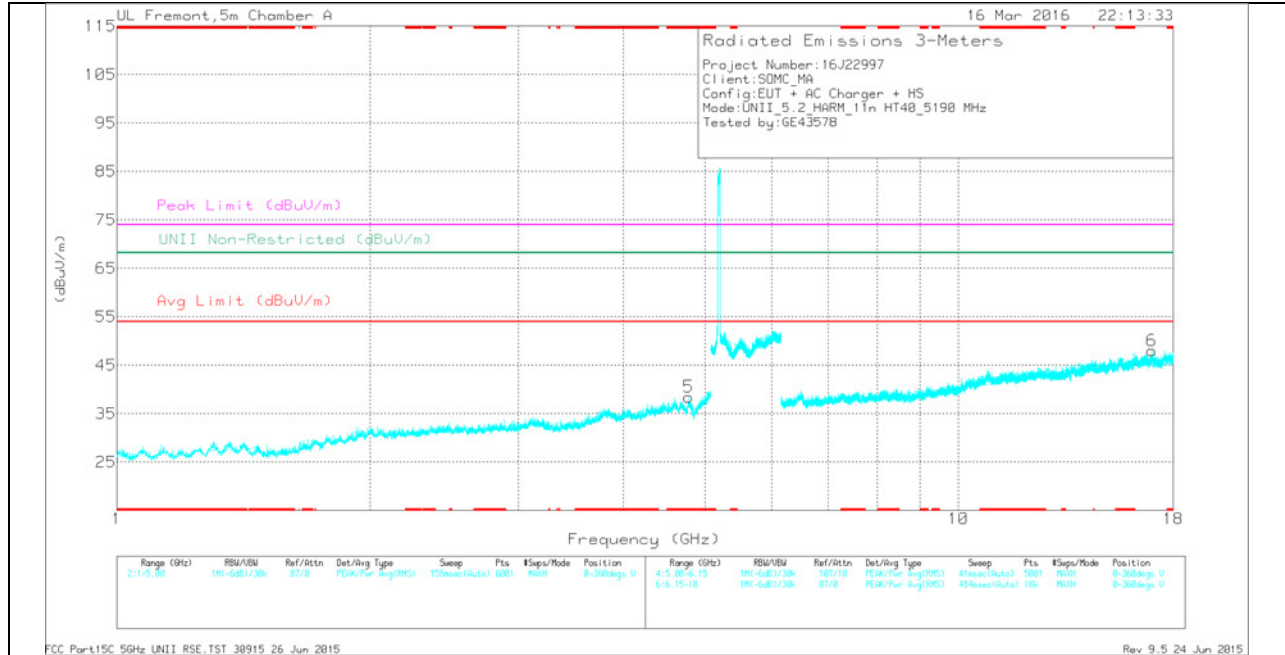
RMS - RMS detection

HARMONICS AND SPURIOUS EMISSIONS



Note: Emission was scanned up to 40GHz; No emissions were detected above the noise floor which was at least 20dB below the specification limit.

LOW CHANNEL VERTICAL



Note: Emission was scanned up to 40GHz; No emissions were detected above the noise floor which was at least 20dB below the specification limit.

LOW CHANNEL DATA

TRACE MARKERS

Marker	Frequency (GHz)	Meter Reading (dBuV)	Det	AF T346 (db/m)	Amp/Cbl/Ftr/Pad (dB)	DC Corr (dB)	Corrected Reading (dBuV/m)	Avg Limit (dBuV/m)	Margin (dB)	Peak Limit (dBuV/m)	PK Margin (dB)	UNII Non-Restricted (dBuV/m)	PK Margin (dB)	Azimuth (Degs)	Height (cm)	Polarity
1	* 1.359	36.76	Pk	29	-35.2	0	30.56	-	-	74	-43.44	-	-	0-360	100	H
2	* 3.793	34.76	Pk	33.6	-31.4	0	36.96	-	-	74	-37.04	-	-	0-360	201	H
5	* 4.781	34.19	Pk	34.3	-30	0	38.49	-	-	74	-35.51	-	-	0-360	100	V
3	* 7.464	30.78	Pk	35.8	-26.5	0	40.08	-	-	74	-33.92	-	-	0-360	201	H
4	16.221	29.04	Pk	40.8	-22	0	47.84	-	-	-	-	68.2	-20.36	0-360	100	H
6	16.97	28.29	Pk	41.4	-21.7	0	47.99	-	-	-	-	68.2	-20.21	0-360	100	V

* - indicates frequency in CFR15.205/IC 8.10 Restricted Band

Pk - Peak detector

RADIATED EMISSIONS

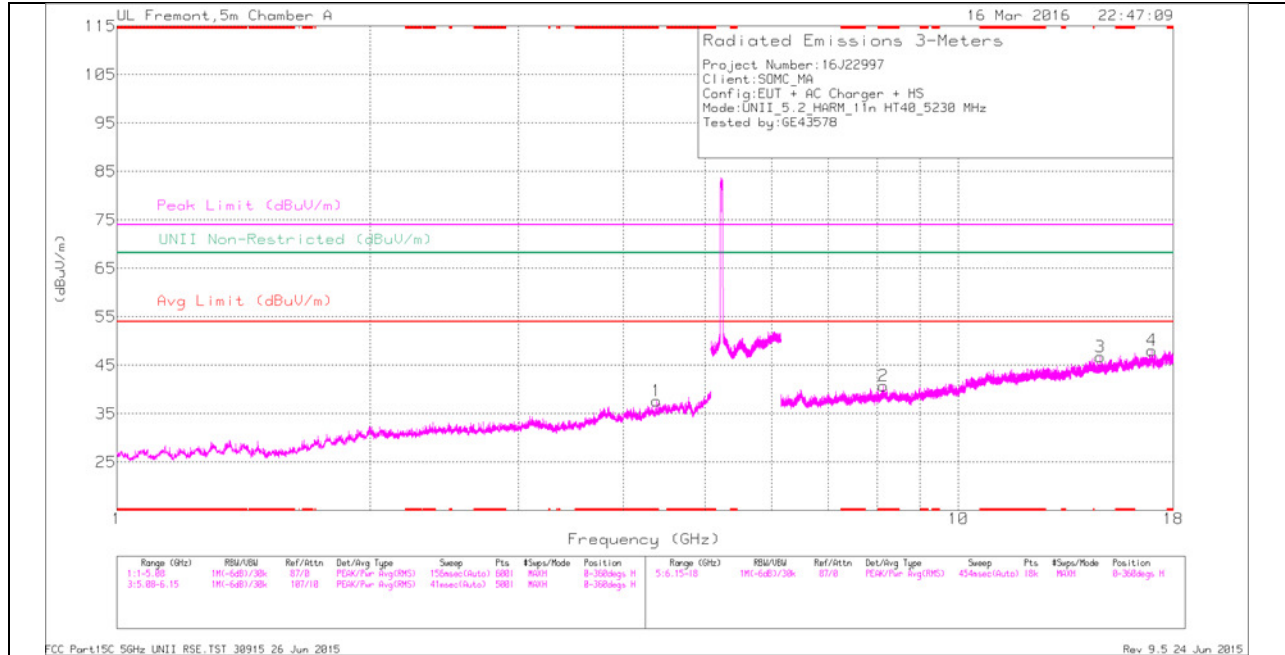
Frequency (GHz)	Meter Reading (dBuV)	Det	AF T346 (db/m)	Amp/Cbl/Ftr/Pad (dB)	DC Corr (dB)	Corrected Reading (dBuV/m)	Avg Limit (dBuV/m)	Margin (dB)	Peak Limit (dBuV/m)	PK Margin (dB)	UNII Non-Restricted (dBuV/m)	PK Margin (dB)	Azimuth (Degs)	Height (cm)	Polarity
* 1.36	44.14	PK-U	29	-35.2	0	37.94	-	-	74	-36.06	-	-	126	100	H
* 1.358	31.99	ADR	29	-35.2	-12	25.91	54	-28.09	-	-	-	-	126	100	H
* 3.794	41.95	PK-U	33.6	-31.4	0	44.15	-	-	74	-29.85	-	-	8	202	H
* 3.794	30.19	ADR	33.6	-31.4	.12	32.51	54	-21.49	-	-	-	-	8	202	H
* 4.781	42.11	PK-U	34.3	-30	0	46.41	-	-	74	-27.59	-	-	237	100	V
* 4.78	29.91	ADR	34.3	-30	.12	34.33	54	-19.67	-	-	-	-	237	100	V
* 7.464	37.28	PK-U	35.8	-26.5	0	46.58	-	-	74	-27.42	-	-	71	202	H
* 7.463	25.69	ADR	35.8	-26.5	.12	35.11	54	-18.89	-	-	-	-	71	202	H
16.222	35.64	PK-U	40.8	-22	0	54.44	-	-	-	-	68.2	-13.76	113	100	H
16.97	35.6	PK-U	41.4	-21.7	0	55.3	-	-	-	-	68.2	-12.9	69	100	V

* - indicates frequency in CFR15.205/IC 8.10 Restricted Band

PK-U - U-NII: Maximum Peak

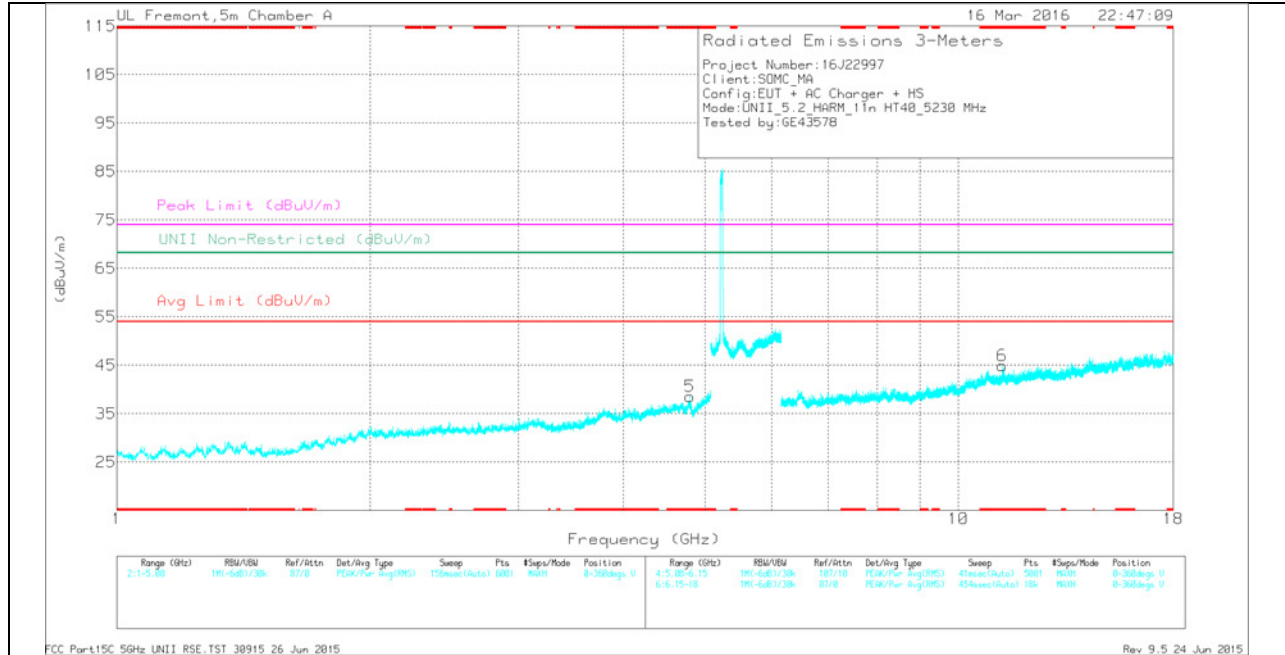
ADR - U-NII AD primary method, RMS average

MID CHANNEL HORIZONTAL



Note: Emission was scanned up to 40GHz; No emissions were detected above the noise floor which was at least 20dB below the specification limit.

MID CHANNEL VERTICAL



Note: Emission was scanned up to 40GHz; No emissions were detected above the noise floor which was at least 20dB below the specification limit.

MID CHANNEL DATA

TRACE MARKERS

Marker	Frequency (GHz)	Meter Reading (dBuV)	Det	AF T346 (db/m)	Amp/Cbl/Ftr/Pad (dB)	DC Corr (dB)	Corrected Reading (dBuV/m)	Avg Limit (dBuV/m)	Margin (dB)	Peak Limit (dBuV/m)	PK Margin (dB)	UNII Non-Restricted (dBuV/m)	PK Margin (dB)	Azimuth (Degs)	Height (cm)	Polarity
1	* 4.378	34.81	Pk	34.1	-31.3	0	37.61	-	-	74	-36.39	-	-	0-360	100	H
5	* 4.797	34.24	Pk	34.3	-30	0	38.54	-	-	74	-35.46	-	-	0-360	200	V
2	* 8.15	30.1	Pk	35.9	-25.2	0	40.8	-	-	74	-33.2	-	-	0-360	201	H
6	* 11.28	29.73	Pk	38	-22.8	0	44.93	-	-	74	-29.07	-	-	0-360	100	V
3	14.751	29.65	Pk	39.7	-22.6	0	46.75	-	-	-	-	68.2	-21.45	0-360	201	H
4	16.963	28.4	Pk	41.4	-21.7	0	48.1	-	-	-	-	68.2	-20.1	0-360	100	H

* - indicates frequency in CFR15.205/IC 8.10 Restricted Band

Pk - Peak detector

RADIATED EMISSIONS

Frequency (GHz)	Meter Reading (dBuV)	Det	AF T346 (db/m)	Amp/Cbl/Ftr/Pad (dB)	DC Corr (dB)	Corrected Reading (dBuV/m)	Avg Limit (dBuV/m)	Margin (dB)	Peak Limit (dBuV/m)	PK Margin (dB)	UNII Non-Restricted (dBuV/m)	PK Margin (dB)	Azimuth (Degs)	Height (cm)	Polarity
* 4.379	41.88	PK-U	34.1	-31.3	0	44.68	-	-	74	-29.32	-	-	360	100	H
* 4.378	30.08	ADR	34.1	-31.3	.12	33	54	-21	-	-	-	-	360	100	H
* 4.797	42.26	PK-U	34.3	-30	0	46.56	-	-	74	-27.44	-	-	306	201	V
* 4.797	29.75	ADR	34.3	-30	.12	34.17	54	-19.83	-	-	-	-	306	201	V
* 8.149	37.37	PK-U	35.9	-25.2	0	48.07	-	-	74	-25.93	-	-	221	201	H
* 8.149	25.47	ADR	35.9	-25.2	.12	36.29	54	-17.71	-	-	-	-	221	201	H
* 11.279	36.47	PK-U	38	-22.8	0	51.67	-	-	74	-22.33	-	-	119	100	V
* 11.28	24.58	ADR	38	-22.8	.12	39.9	54	-14.1	-	-	-	-	119	100	V
14.75	36.39	PK-U	39.7	-22.6	0	53.49	-	-	-	-	68.2	-14.71	188	201	H
16.961	35.64	PK-U	41.4	-21.8	0	55.24	-	-	-	-	68.2	-12.96	64	100	H

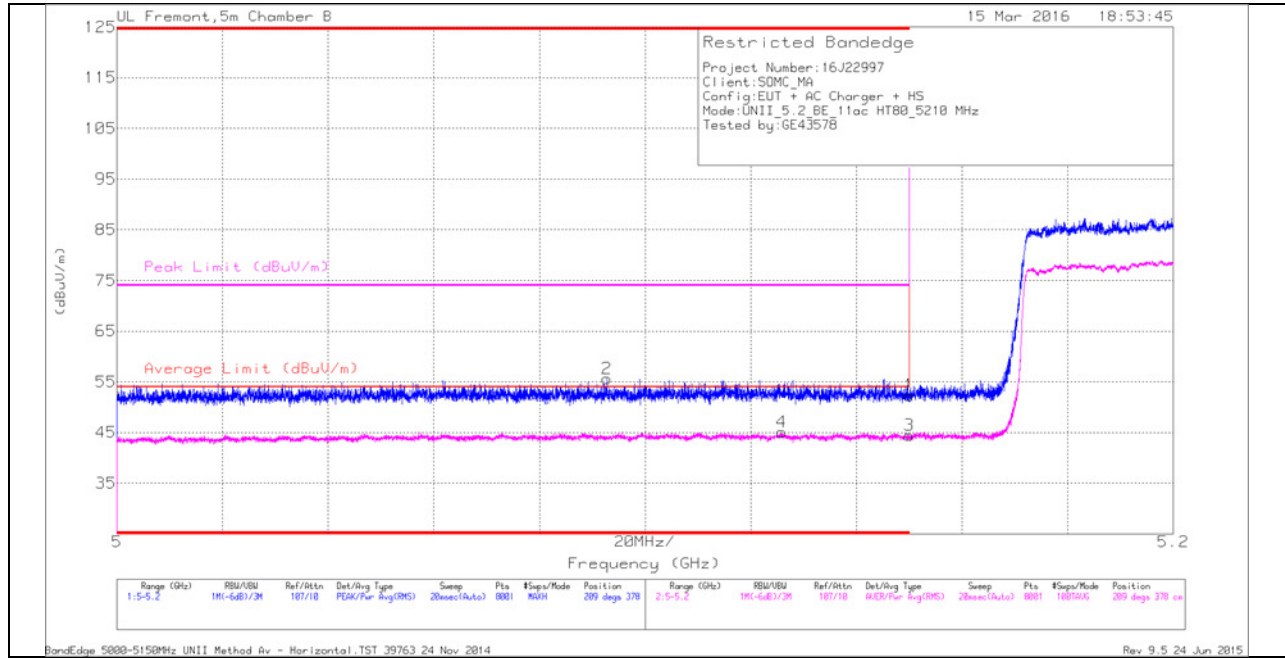
* - indicates frequency in CFR15.205/IC 8.10 Restricted Band

PK-U - U-NII: Maximum Peak

ADR - U-NII AD primary method, RMS average

**9.1.4. TX ABOVE 1 GHz 802.11ac VHT80 MODE IN THE 5.2 GHz BAND
 RESTRICTED BANDEDGE (LOW CHANNEL)**

HORIZONTAL PEAK AND AVERAGE PLOT



HORIZONTAL DATA

Trace Markers

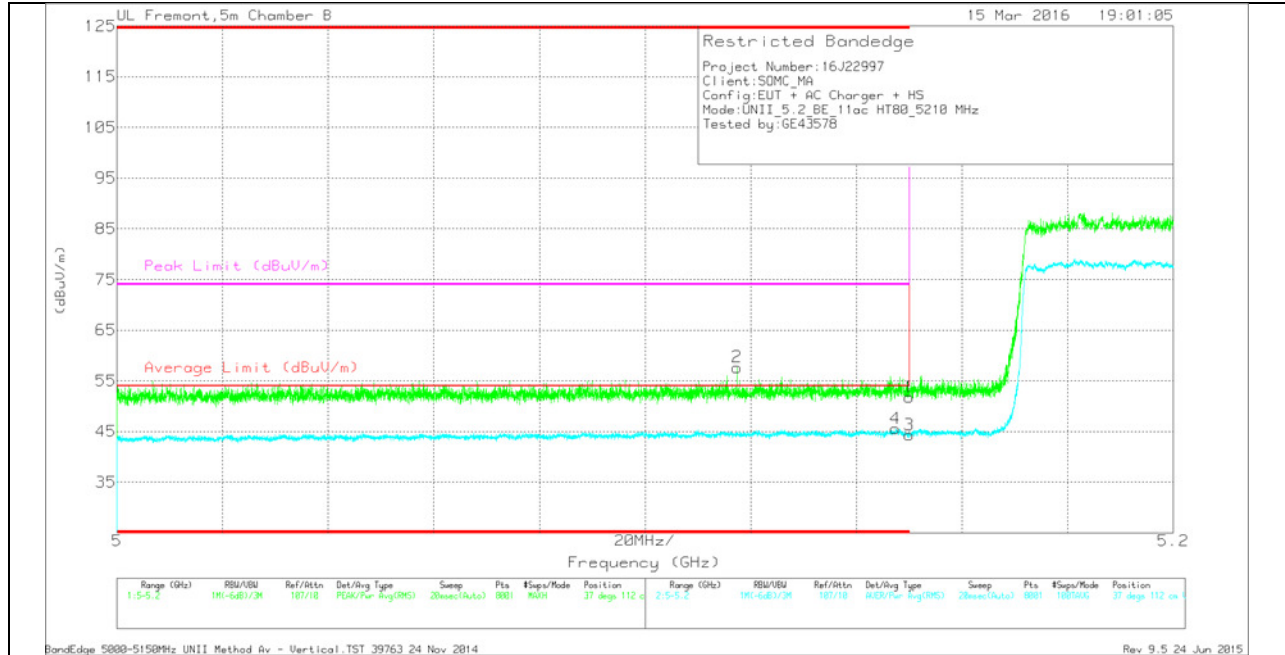
Marker	Frequency (GHz)	Meter Reading (dBuV)	Det	AF T344 (dB/m)	Amp/Cb/r/Pad (dB)	DC Corr (dB)	Corrected Reading (dBuV/m)	Average Limit (dBuV/m)	Margin (dB)	Peak Limit (dBuV/m)	PK Margin (dB)	Azimuth (Degs)	Height (cm)	Polarity
2	* 5.093	41.15	Pk	34.1	-19.6	0	55.65	-	-	74	-18.35	209	378	H
4	* 5.126	29.94	RMS	34.2	-19.3	.25	45.09	54	-8.91	-	-	209	378	H
1	* 5.15	37.94	Pk	34.3	-19.9	0	52.34	-	-	74	-21.66	209	378	H
3	* 5.15	29.84	RMS	34.3	-19.9	.25	44.49	54	-9.51	-	-	209	378	H

* - indicates frequency in CFR15.205/IC 8.10 Restricted Band

Pk - Peak detector

RMS - RMS detection

VERTICAL PEAK AND AVERAGE PLOT



VERTICAL DATA

Trace Markers

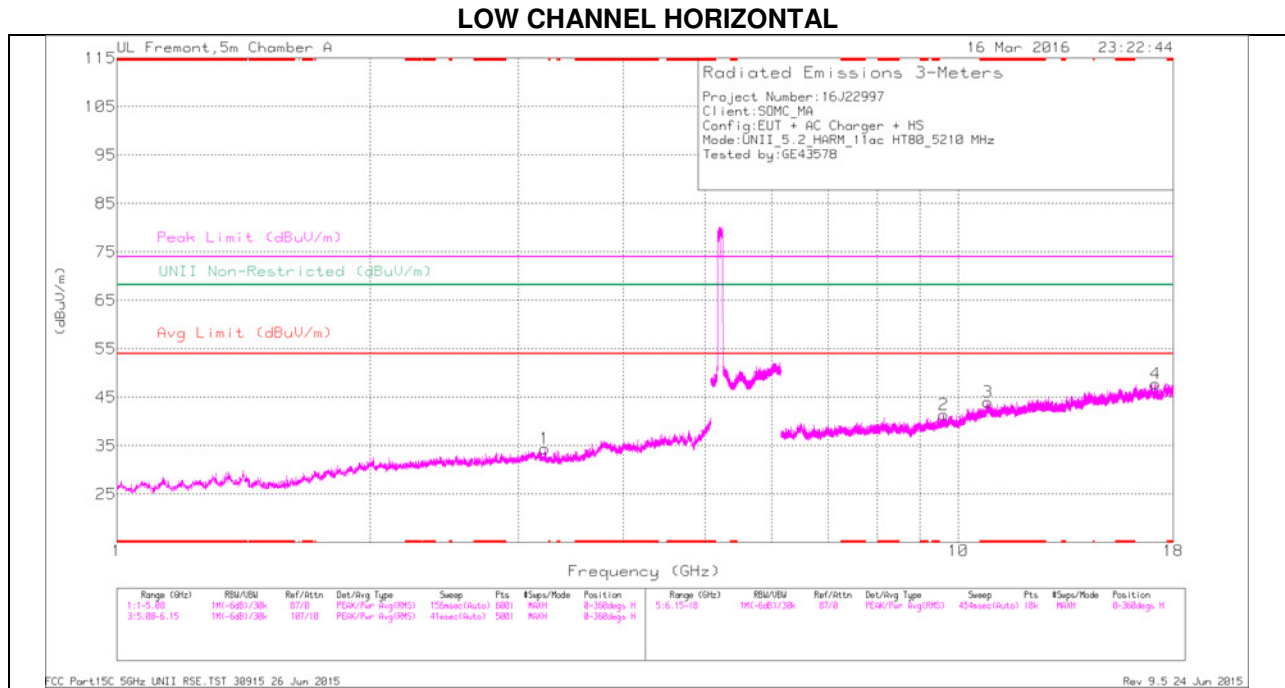
Marker	Frequency (GHz)	Meter Reading (dBuV)	Det	AF T344 (dB/m)	Amp/Cbl/Fit r/Pad (dB)	DC Corr (dB)	Corrected Reading (dBuV/m)	Average Limit (dBuV/m)	Margin (dB)	Peak Limit (dBuV/m)	PK Margin (dB)	Azimuth (Degs)	Height (cm)	Polarity
2	* 5.117	43.08	Pk	34.2	-19.6	0	57.68	-	-	74	-16.32	37	112	V
4	* 5.147	30.53	RMS	34.3	-19.5	.25	45.58	54	-8.42	-	-	37	112	V
1	* 5.15	37.39	Pk	34.3	-19.9	0	51.79	-	-	74	-22.21	37	112	V
3	* 5.15	29.66	RMS	34.3	-19.9	.25	44.31	54	-9.69	-	-	37	112	V

* - indicates frequency in CFR15.205/IC 8.10 Restricted Band

Pk - Peak detector

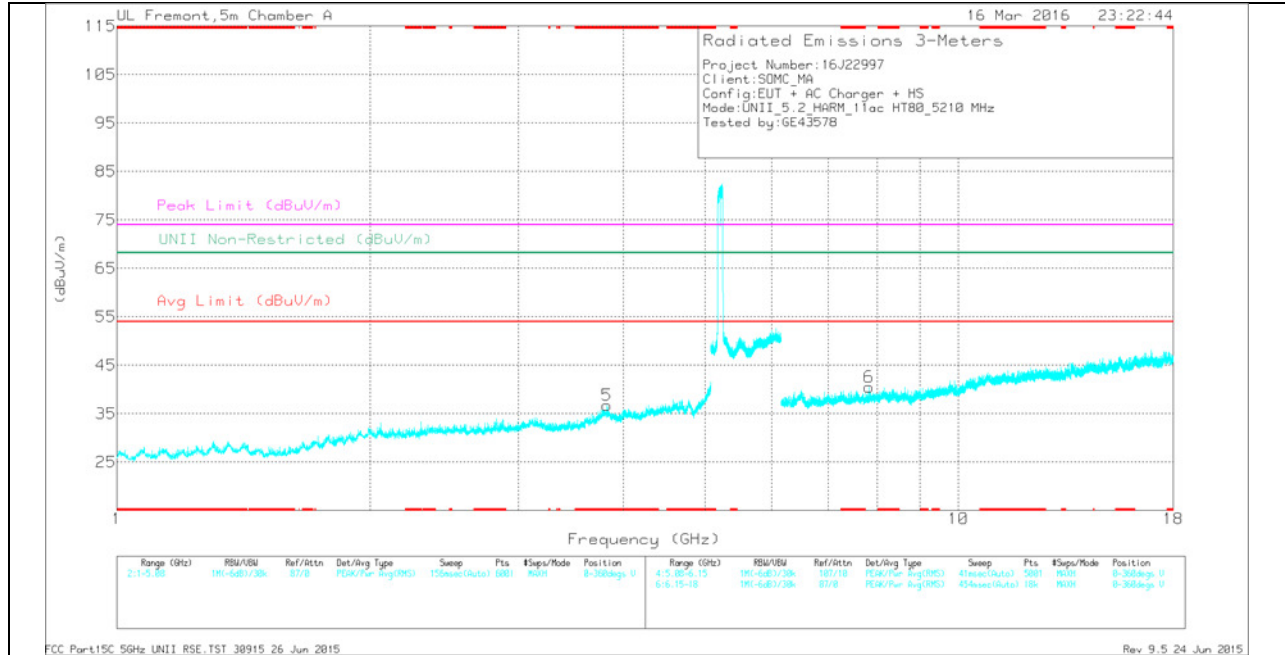
RMS - RMS detection

HARMONICS AND SPURIOUS EMISSIONS



Note: Emission was scanned up to 40GHz; No emissions were detected above the noise floor which was at least 20dB below the specification limit.

LOW CHANNEL VERTICAL



Note: Emission was scanned up to 40GHz; No emissions were detected above the noise floor which was at least 20dB below the specification limit.

LOW CHANNEL DATA

TRACE MARKERS

Marker	Frequency (GHz)	Meter Reading (dBuV)	Det	AF T346 (db/m)	Amp/Cbl/Ftr/Pad (dB)	DC Corr (dB)	Corrected Reading (dBuV/m)	Avg Limit (dBuV/m)	Margin (dB)	Peak Limit (dBuV/m)	PK Margin (dB)	UNII Non-Restricted (dBuV/m)	PK Margin (dB)	Azimuth (Degs)	Height (cm)	Polarity
5	* 3.823	34.86	Pk	33.6	-31.7	0	36.76	-	-	74	-37.24	-	-	0-360	100	V
3	* 10.835	28.17	Pk	37.8	-22	0	43.97	-	-	74	-30.03	-	-	0-360	201	H
1	3.226	34.65	Pk	33.1	-33.4	0	34.35	-	-	-	-	68.2	-33.85	0-360	100	H
6	7.836	30.32	Pk	36	-25.8	0	40.52	-	-	-	-	68.2	-27.68	0-360	200	V
2	9.599	28.97	Pk	36.5	-24.1	0	41.37	-	-	-	-	68.2	-26.83	0-360	201	H
4	17.163	29.04	Pk	41.1	-22.4	0	47.74	-	-	-	-	68.2	-20.46	0-360	201	H

* - indicates frequency in CFR15.205/IC 8.10 Restricted Band

Pk - Peak detector

RADIATED EMISSIONS

Frequency (GHz)	Meter Reading (dBuV)	Det	AF T346 (db/m)	Amp/Cbl/Ftr/Pad (dB)	DC Corr (dB)	Corrected Reading (dBuV/m)	Avg Limit (dBuV/m)	Margin (dB)	Peak Limit (dBuV/m)	PK Margin (dB)	UNII Non-Restricted (dBuV/m)	PK Margin (dB)	Azimuth (Degs)	Height (cm)	Polarity
* 3.823	42.15	PK-U	33.6	-31.7	0	44.05	-	-	74	-29.95	-	-	93	100	V
* 3.824	30.24	ADR	33.6	-31.8	25	32.29	54	-21.71	-	-	-	-	93	100	V
* 10.836	36.71	PK-U	37.8	-22	0	52.51	-	-	74	-21.49	-	-	357	202	H
* 10.834	23.9	ADR	37.8	-22	25	39.95	54	-14.05	-	-	-	-	357	202	H
3.225	42.21	PK-U	33.1	-33.4	0	41.91	-	-	-	-	68.2	-26.29	156	100	H
7.837	36.28	PK-U	36	-25.7	0	46.58	-	-	-	-	68.2	-21.62	179	202	V
9.6	35.82	PK-U	36.5	-24.1	0	48.22	-	-	-	-	68.2	-19.98	25	202	H
17.161	35.66	PK-U	41.1	-22.4	0	54.36	-	-	-	-	68.2	-13.84	324	202	H

* - indicates frequency in CFR15.205/IC 8.10 Restricted Band

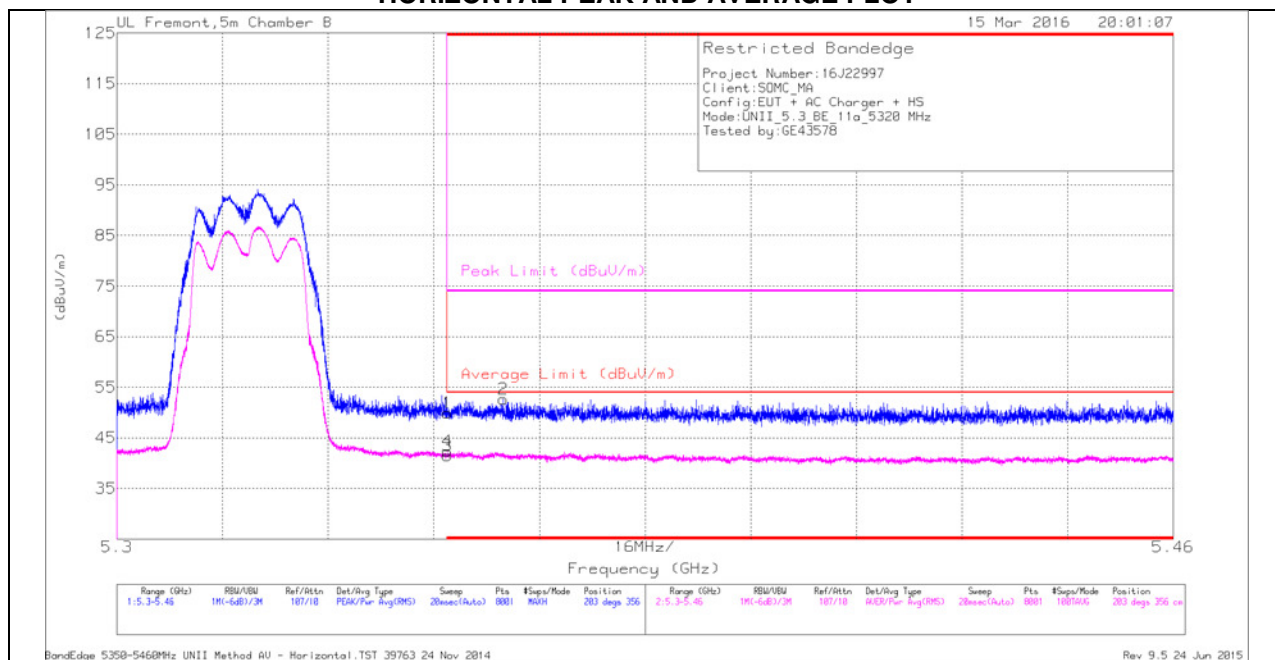
PK-U - U-NII: Maximum Peak

ADR - U-NII AD primary method, RMS average

9.2. 5.3 GHz

9.2.1. TX ABOVE 1 GHz 802.11a MODE IN THE 5.3 GHz BAND AUTHORIZED BANDEDGE (HIGH CHANNEL)

HORIZONTAL PEAK AND AVERAGE PLOT



HORIZONTAL DATA

Trace Markers

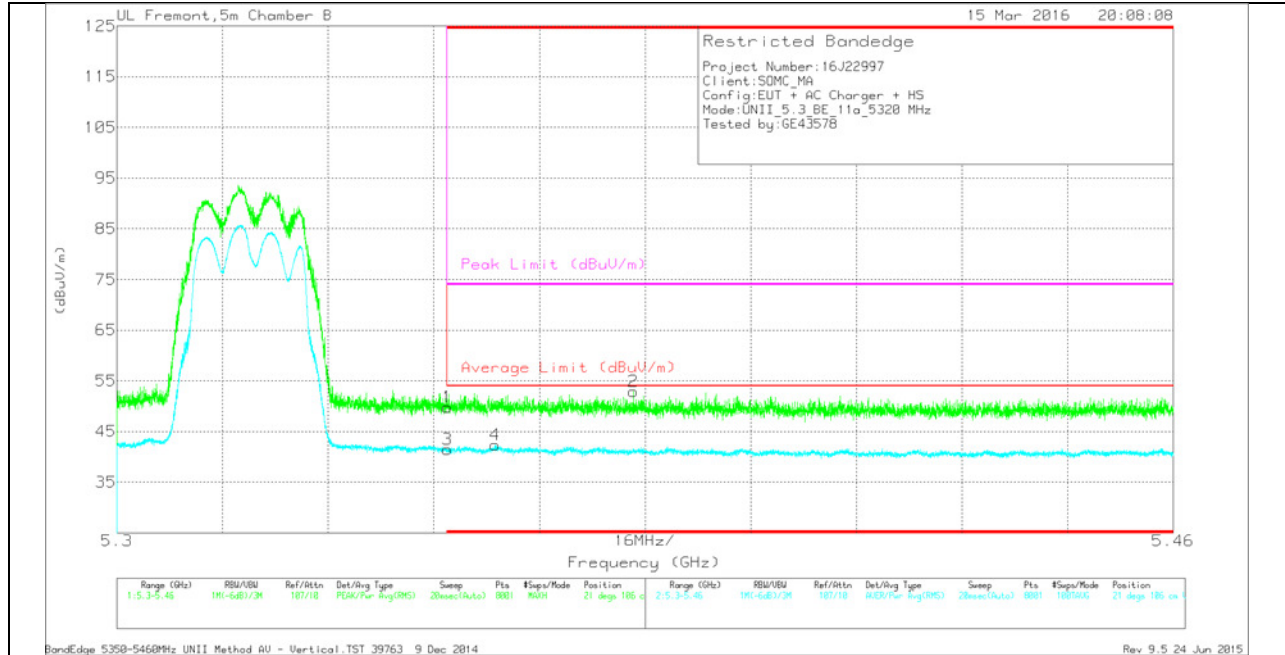
Marker	Frequency (GHz)	Meter Reading (dBuV)	Det	AF T344 (dB/m)	Amp/Cb/Filter/Pad (dB)	DC Corr (dB)	Corrected Reading (dBuV/m)	Average Limit (dBuV/m)	Margin (dB)	Peak Limit (dBuV/m)	PK Margin (dB)	Azimuth (Degs)	Height (cm)	Polarity
1	* 5.35	35.73	Pk	34.5	-20.3	0	49.93	-	-	74	-24.07	203	356	H
3	* 5.35	27.31	RMS	34.5	-20.3	0	41.51	54	-12.49	-	-	203	356	H
4	* 5.35	28.15	RMS	34.5	-20.3	0	42.35	54	-11.65	-	-	203	356	H
2	* 5.358	38.24	Pk	34.5	-20.1	0	52.64	-	-	74	-21.36	203	356	H

* - indicates frequency in CFR15.205/IC 8.10 Restricted Band

Pk - Peak detector

RMS - RMS detection

VERTICAL PEAK AND AVERAGE PLOT



VERTICAL DATA

Trace Markers

Marker	Frequency (GHz)	Meter Reading (dBuV)	Det	AF T344 (dB/m)	Amp/Cb/Filter/Pad (dB)	DC Corr (dB)	Corrected Reading (dBuV/m)	Average Limit (dBuV/m)	Margin (dB)	Peak Limit (dBuV/m)	PK Margin (dB)	Azimuth (Degs)	Height (cm)	Polarity
1	* 5.35	35.6	Pk	34.5	-20.3	0	49.8	-	-	74	-24.2	21	106	V
3	* 5.35	27.24	RMS	34.5	-20.3	0	41.44	54	-12.56	-	-	21	106	V
4	* 5.357	27.84	RMS	34.5	-20	0	42.34	54	-11.66	-	-	21	106	V
2	* 5.378	38.56	Pk	34.5	-20.2	0	52.86	-	-	74	-21.14	21	106	V

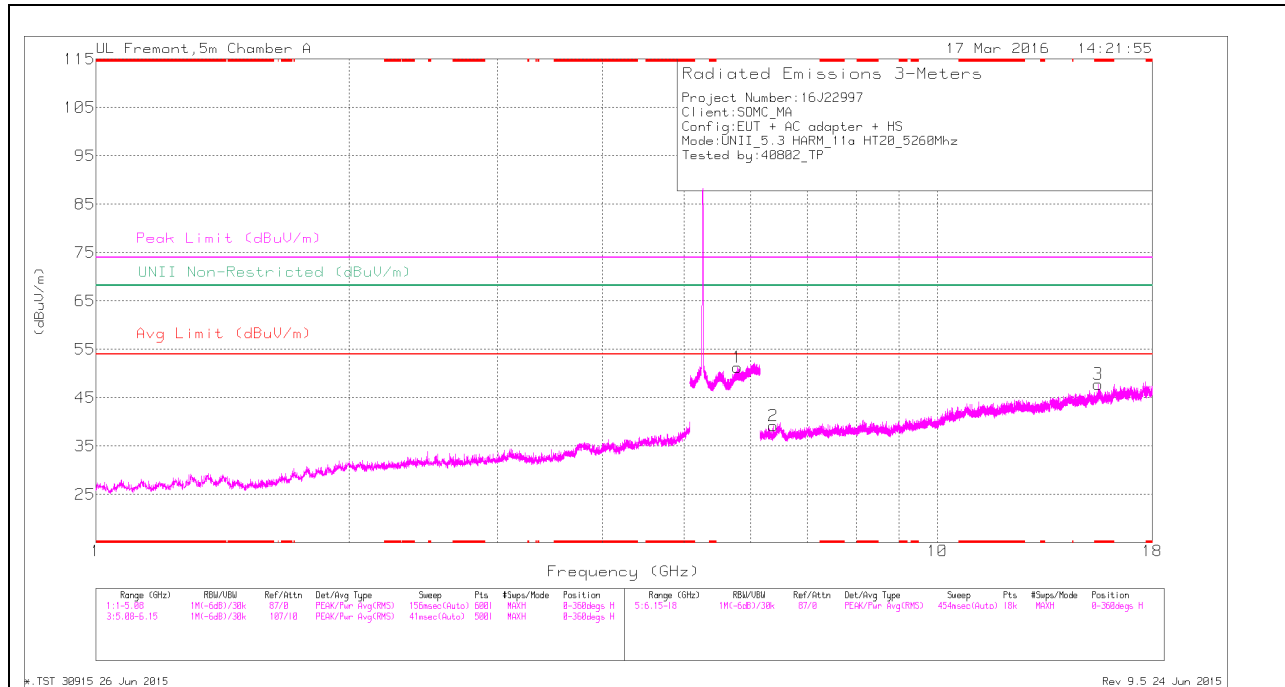
* - indicates frequency in CFR15.205/IC 8.10 Restricted Band

Pk - Peak detector

RMS - RMS detection

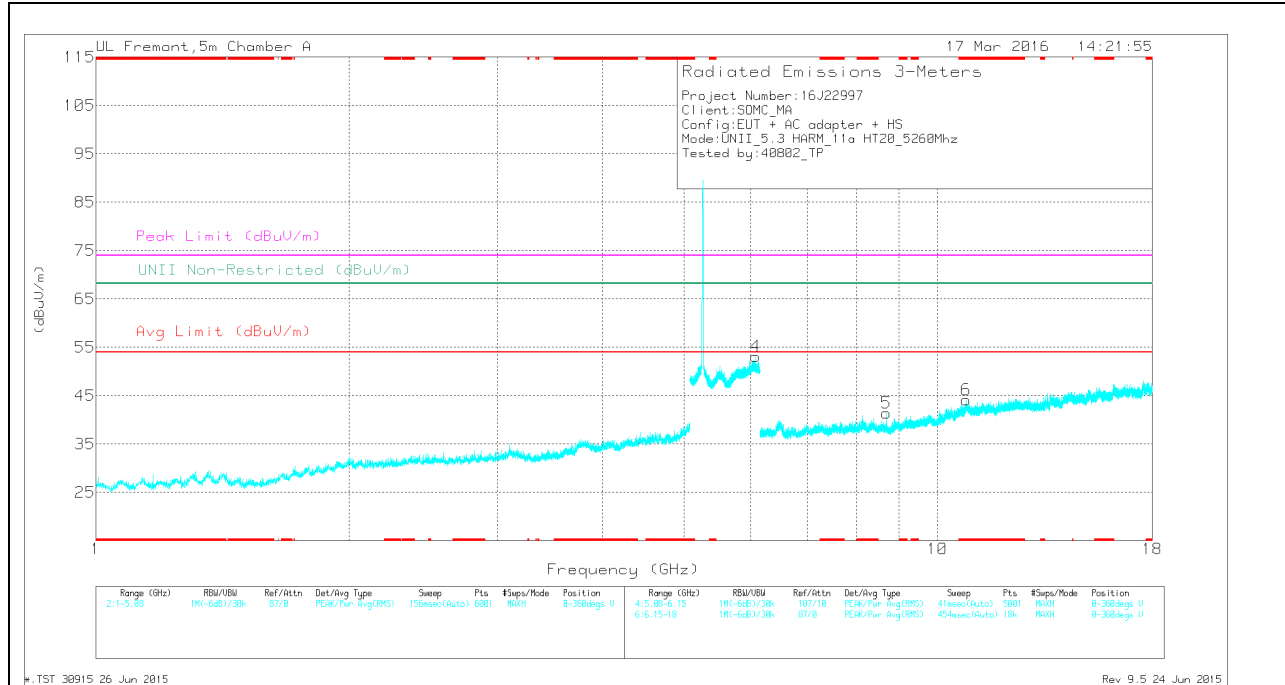
HARMONICS AND SPURIOUS EMISSIONS

LOW CHANNEL HORIZONTAL



Note: Emission was scanned up to 40GHz; No emissions were detected above the noise floor which was at least 20dB below the specification limit.

LOW CHANNEL VERTICAL



Note: Emission was scanned up to 40GHz; No emissions were detected above the noise floor which was at least 20dB below the specification limit.

LOW CHANNEL DATA

TRACE MARKERS

Marker	Frequency (GHz)	Meter Reading (dBuV)	Det	AF T346 (db/m)	Amp/Cbl/Ftr/Pad (dB)	DC Corr (dB)	Corrected Reading (dBuV/m)	Avg Limit (dBuV/m)	Margin (dB)	Peak Limit (dBuV/m)	PK Margin (dB)	UNII Non-Restricted (dBuV/m)	PK Margin (dB)	Azimuth (Degs)	Height (cm)	Polarity
3	* 15.523	29.14	Pk	40.1	-21.4	0	47.84	-	-	74	-26.16	-	-	0-360	201	H
6	* 10.821	28.47	Pk	37.8	-22.1	0	44.17	-	-	74	-29.83	-	-	0-360	200	V
1	5.782	36.13	Pk	34.9	-19.7	0	51.33	-	-	-	-	68.2	-16.87	0-360	100	H
4	6.083	37.06	Pk	35.4	-19.3	0	53.16	-	-	-	-	68.2	-15.04	0-360	200	V
2	6.386	31.69	Pk	35.6	-28.1	0	39.19	-	-	-	-	68.2	-29.01	0-360	201	H
5	8.698	30.06	Pk	36	-24.7	0	41.36	-	-	-	-	68.2	-26.84	0-360	200	V

PK - Peak detector

RADIATED EMISSIONS

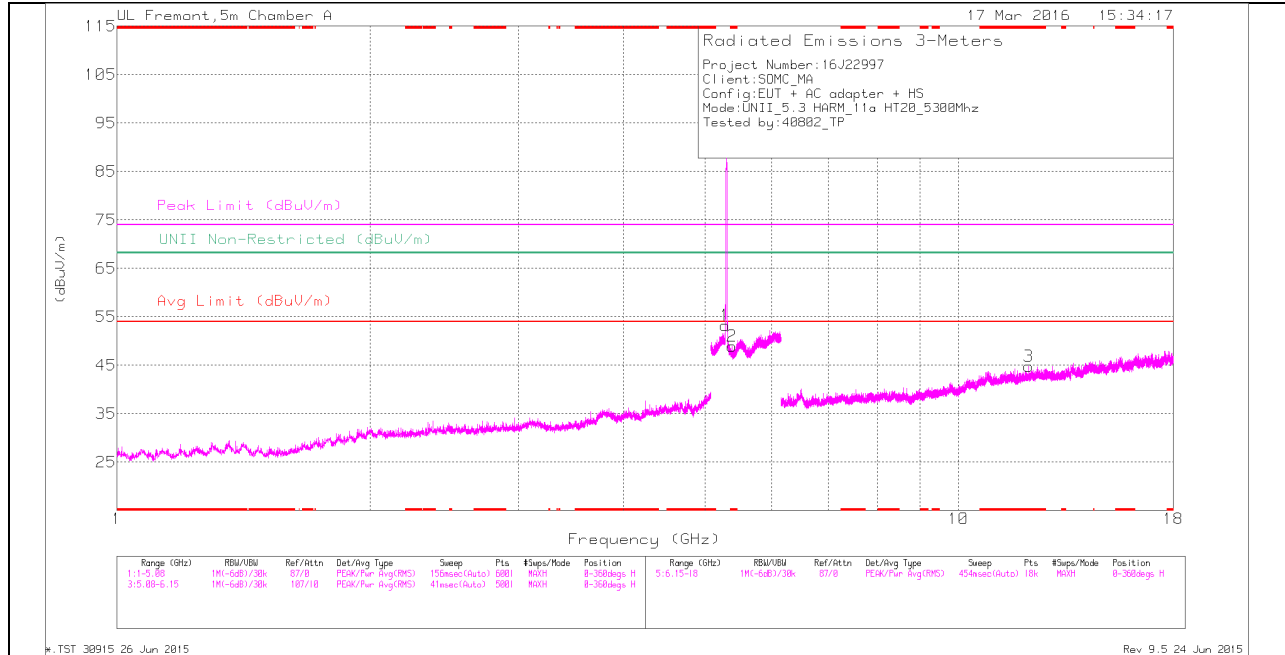
Frequency (GHz)	Meter Reading (dBuV)	Det	AF T346 (db/m)	Amp/Cbl/Ftr/Pad (dB)	DC Corr (dB)	Corrected Reading (dBuV/m)	Avg Limit (dBuV/m)	Margin (dB)	Peak Limit (dBuV/m)	PK Margin (dB)	UNII Non-Restricted (dBuV/m)	PK Margin (dB)	Azimuth (Degs)	Height (cm)	Polarity
* 15.522	35.28	PK-U	40.1	-21.5	0	53.88	-	-	74	-20.12	-	-	284	258	H
* 15.522	23.72	ADR	40.1	-21.5	0	42.32	54	-11.68	-	-	-	-	284	258	H
* 10.821	35.81	PK-U	37.8	-22.1	0	51.51	-	-	74	-22.49	-	-	326	169	V
* 10.822	23.95	ADR	37.8	-22.1	0	39.65	54	-14.35	-	-	-	-	326	169	V
5.783	43.67	PK-U	34.9	-19.7	0	58.87	-	-	-	-	68.2	-9.33	130	247	H
6.083	43.48	PK-U	35.4	-19.3	0	59.58	-	-	-	-	68.2	-8.62	323	240	V
6.387	38.82	PK-U	35.6	-28.1	0	46.32	-	-	-	-	68.2	-21.88	234	199	H
8.699	36.04	PK-U	36	-24.7	0	47.34	-	-	-	-	68.2	-20.86	0	158	V

* - indicates frequency in CFR15.205/IC 8.10 Restricted Band

PK-U - U-NII: Maximum Peak

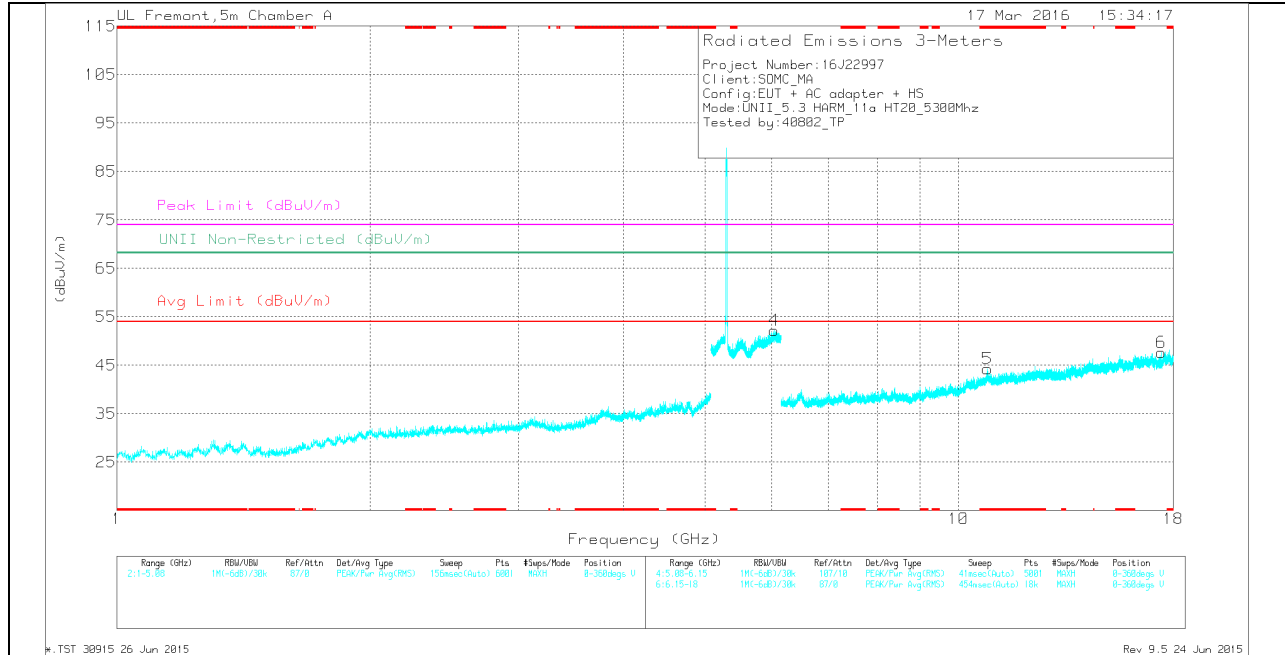
ADR - U-NII AD primary method, RMS average

MID CHANNEL HORIZONTAL



Note: Emission was scanned up to 40GHz; No emissions were detected above the noise floor which was at least 20dB below the specification limit.

MID CHANNEL VERTICAL



Note: Emission was scanned up to 40GHz; No emissions were detected above the noise floor which was at least 20dB below the specification limit.

MID CHANNEL DATA

TRACE MARKERS

Marker	Frequency (GHz)	Meter Reading (dBuV)	Det	AF T346 (db/m)	Amp/Cbl/Filr/Pad (dB)	DC Corr (dB)	Corrected Reading (dBuV/m)	Avg Limit (dBuV/m)	Margin (dB)	Peak Limit (dBuV/m)	PK Margin (dB)	UNII Non-Restricted (dBuV/m)	PK Margin (dB)	Azimuth (Degs)	Height (cm)	Polarity
2	* 5.379	34.44	Pk	34.8	-20.3	0	48.94	-	-	74	-25.06	-	-	0-360	100	H
3	* 12.123	28.8	Pk	38.9	-22.9	0	44.8	-	-	74	-29.2	-	-	0-360	201	H
5	* 10.827	28.5	Pk	37.8	-22	0	44.3	-	-	74	-29.7	-	-	0-360	200	V
1	5.281	38.77	Pk	34.7	-20.2	0	53.27	-	-	-	-	68.2	-14.93	0-360	201	H
4	6.037	36.19	Pk	35.3	-19.3	0	52.19	-	-	-	-	68.2	-16.01	0-360	100	V
6	17.406	29.48	Pk	40.9	-22.7	0	47.68	-	-	-	-	68.2	-20.52	0-360	100	V

PK - Peak detector

RADIATED EMISSIONS

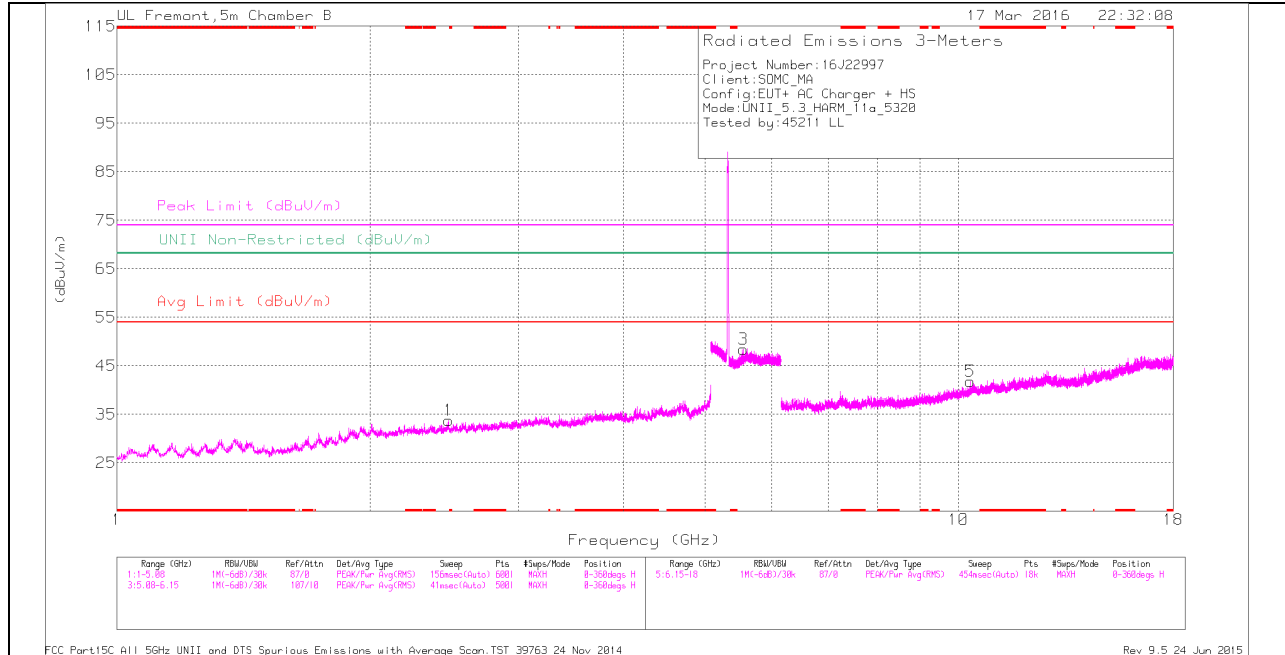
Frequency (GHz)	Meter Reading (dBuV)	Det	AF T346 (db/m)	Amp/Cbl/Filr/Pad (dB)	DC Corr (dB)	Corrected Reading (dBuV/m)	Avg Limit (dBuV/m)	Margin (dB)	Peak Limit (dBuV/m)	PK Margin (dB)	UNII Non-Restricted (dBuV/m)	PK Margin (dB)	Azimuth (Degs)	Height (cm)	Polarity
* 5.38	41.79	PK-U	34.8	-20.3	0	56.29	-	-	74	-17.71	-	-	71	191	H
* 5.378	30.18	ADR	34.8	-20.3	0	44.68	54	-9.32	-	-	-	-	71	191	H
* 12.123	35.05	PK-U	38.9	-22.9	0	51.05	-	-	74	-22.95	-	-	174	185	H
* 12.121	23.65	ADR	38.9	-22.9	0	39.65	54	-14.35	-	-	-	-	174	185	H
* 10.825	35.21	PK-U	37.8	-22	0	51.01	-	-	74	-22.99	-	-	245	150	V
* 10.825	23.97	ADR	37.8	-22	0	39.77	54	-14.23	-	-	-	-	245	150	V
5.282	50.77	PK-U	34.7	-20.2	0	65.27	-	-	-	-	68.2	-2.93	60	243	H
6.038	43.98	PK-U	35.3	-19.3	0	59.98	-	-	-	-	68.2	-8.22	303	395	V
17.406	35.66	PK-U	40.9	-22.7	0	53.86	-	-	-	-	68.2	-14.34	87	128	V

* - indicates frequency in CFR15.205/IC 8.10 Restricted Band

PK-U - U-NII: Maximum Peak

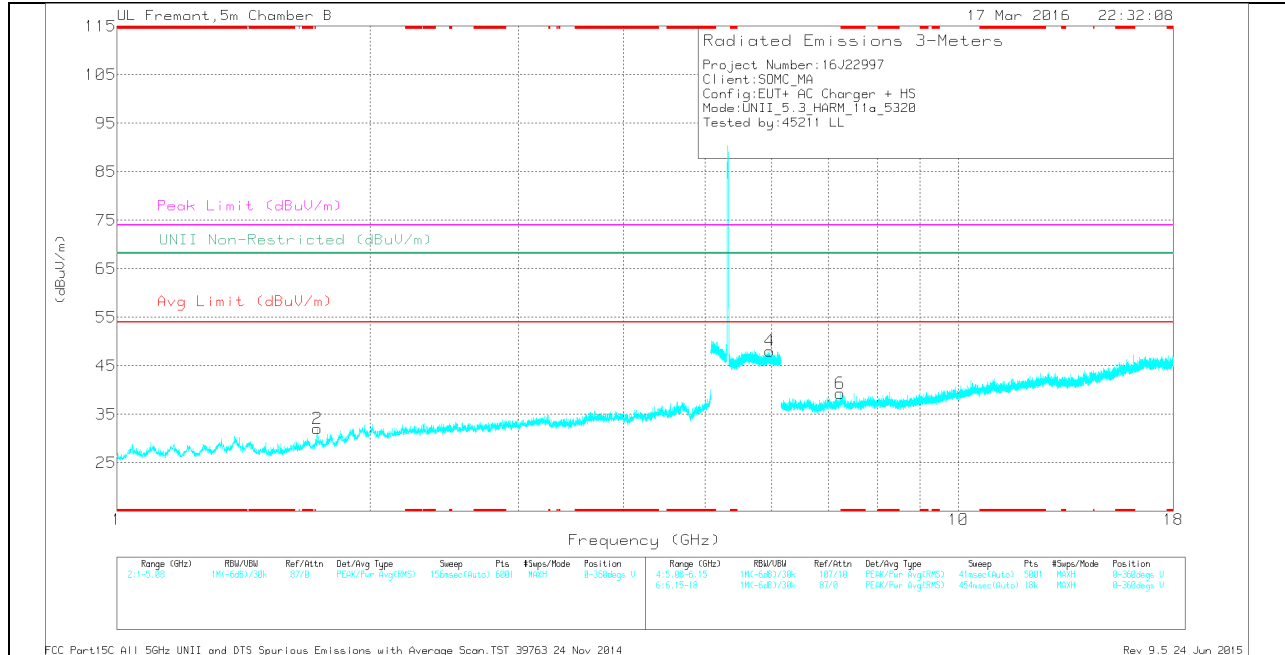
ADR - U-NII AD primary method, RMS average

HIGH CHANNEL HORIZONTAL



Note: Emission was scanned up to 40GHz; No emissions were detected above the noise floor which was at least 20dB below the specification limit.

HIGH CHANNEL VERTICAL



Note: Emission was scanned up to 40GHz; No emissions were detected above the noise floor which was at least 20dB below the specification limit.

HIGH CHANNEL DATA

TRACE MARKERS

Marker	Frequency (GHz)	Meter Reading (dBuV)	Det	AF T344 (dB/m)	Amp/Cbl/Filtr/Pad (dB)	DC Corr (dB)	Corrected Reading (dBuV/m)	Avg Limit (dBuV/m)	Margin (dB)	Peak Limit (dBuV/m)	PK Margin (dB)	UNII Non-Restricted (dBuV/m)	PK Margin (dB)	Azimuth (Degs)	Height (cm)	Polarity
2	1.729	37.33	Pk	29.3	-34.6	0	32.03	-	-	-	-	68.2	-36.17	0-360	199	V
1	2.477	35.8	Pk	32.3	-34.3	0	33.8	-	-	-	-	68.2	-34.4	0-360	101	H
3	5.55	35.25	Pk	34.6	-21.4	0	48.45	-	-	-	-	68.2	-19.75	0-360	199	H
4	5.964	33.9	Pk	35.4	-21.2	0	48.1	-	-	-	-	68.2	-20.1	0-360	199	V
6	7.234	32.65	Pk	35.6	-28.9	0	39.35	-	-	-	-	68.2	-28.85	0-360	101	V
5	10.332	30.63	Pk	37.3	-26.1	0	41.83	-	-	-	-	68.2	-26.37	0-360	101	H

PK - Peak detector

RADIATED EMISSIONS

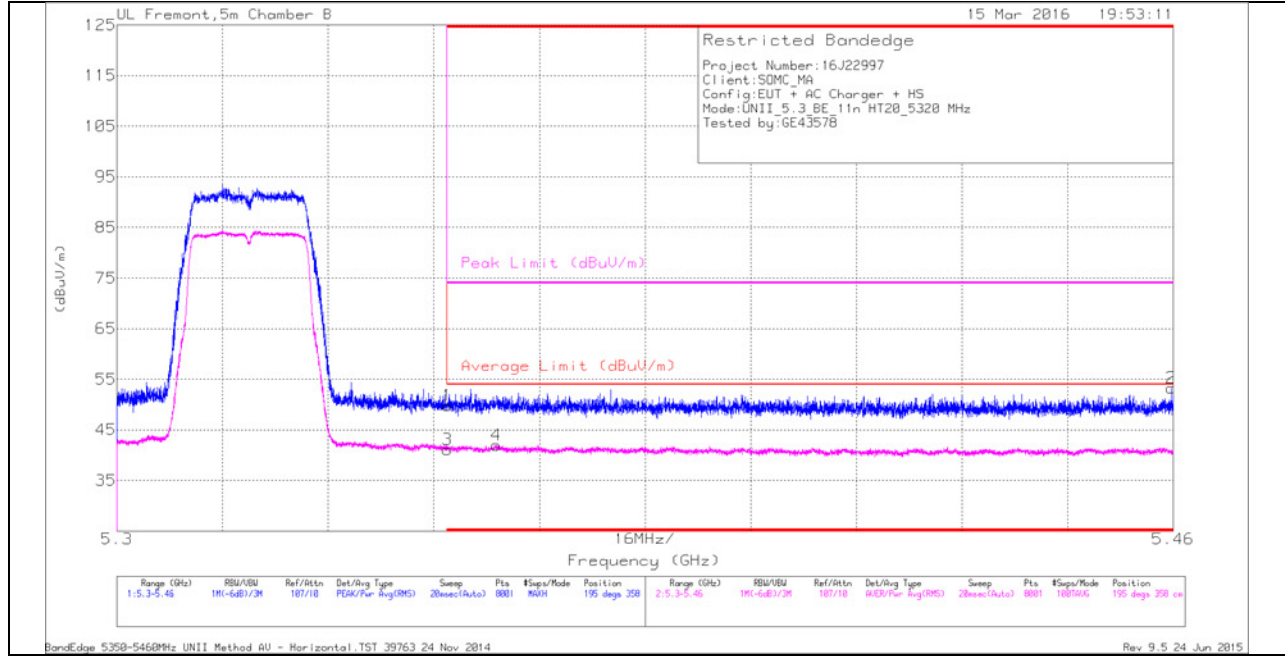
Frequency (GHz)	Meter Reading (dBuV)	Det	AF T344 (dB/m)	Amp/Cbl/Filtr/Pad (dB)	DC Corr (dB)	Corrected Reading (dBuV/m)	Avg Limit (dBuV/m)	Margin (dB)	Peak Limit (dBuV/m)	PK Margin (dB)	UNII Non-Restricted (dBuV/m)	PK Margin (dB)	Azimuth (Degs)	Height (cm)	Polarity
1.728	43.66	PK-U	29.3	-34.6	0	38.36	-	-	-	-	68.2	-29.84	26	198	V
2.479	43.66	PK-U	32.3	-34.2	0	41.76	-	-	-	-	68.2	-26.44	47	102	H
5.549	41.53	PK-U	34.6	-21.2	0	54.93	-	-	-	-	68.2	-13.27	38	198	H
5.961	41.06	PK-U	35.4	-21.6	0	54.86	-	-	-	-	68.2	-13.34	116	198	V
7.235	40.39	PK-U	35.6	-28.9	0	47.09	-	-	-	-	68.2	-21.11	220	102	V
10.331	36.95	PK-U	37.3	-26.1	0	48.15	-	-	-	-	68.2	-20.05	220	102	H

PK-U - U-NII: Maximum Peak

9.2.2. TX ABOVE 1 GHz 802.11n HT20 MODE IN THE 5.3 GHz BAND

AUTHORIZED BANDEDGE (HIGH CHANNEL)

HORIZONTAL PEAK AND AVERAGE PLOT



HORIZONTAL DATA

Trace Markers

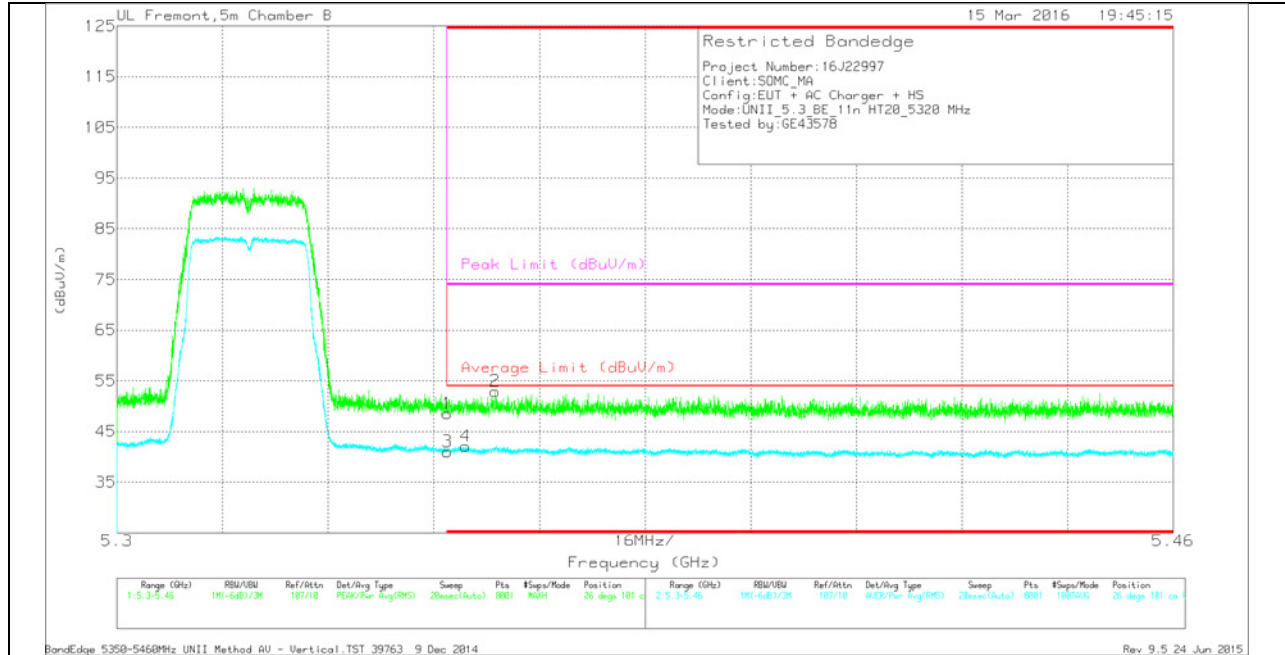
Marker	Frequency (GHz)	Meter Reading (dBuV)	Det	AF T344 (dB/m)	Amp/Cb/Filter/Pad (dB)	DC Corr (dB)	Corrected Reading (dBuV/m)	Average Limit (dBuV/m)	Margin (dB)	Peak Limit (dBuV/m)	PK Margin (dB)	Azimuth (Degs)	Height (cm)	Polarity
1	* 5.35	35.56	Pk	34.5	-20.3	0	49.76	-	-	74	-24.24	195	358	H
3	* 5.35	26.96	RMS	34.5	-20.3	0	41.16	54	-12.84	-	-	195	358	H
4	* 5.357	27.34	RMS	34.5	-19.9	0	41.94	54	-12.06	-	-	195	358	H
2	* 5.46	39.62	Pk	34.6	-20.9	0	53.32	-	-	74	-20.68	195	358	H

* - indicates frequency in CFR15.205/IC 8.10 Restricted Band

Pk - Peak detector

RMS - RMS detection

VERTICAL PEAK AND AVERAGE PLOT



VERTICAL DATA

Trace Markers

Marker	Frequency (GHz)	Meter Reading (dBuV)	Det	AF T344 (dB/m)	Amp/Cb/Fitter/Pad (dB)	DC Corr (dB)	Corrected Reading (dBuV/m)	Average Limit (dBuV/m)	Margin (dB)	Peak Limit (dBuV/m)	PK Margin (dB)	Azimuth (Degs)	Height (cm)	Polarity
1	* 5.35	34.33	Pk	34.5	-20.3	0	48.53	-	-	74	-25.47	26	101	V
3	* 5.35	26.84	RMS	34.5	-20.3	0	41.04	54	-12.96	-	-	26	101	V
4	* 5.353	27.75	RMS	34.5	-20.1	0	42.15	54	-11.85	-	-	26	101	V
2	* 5.357	38.36	Pk	34.5	-19.9	0	52.96	-	-	74	-21.04	26	101	V

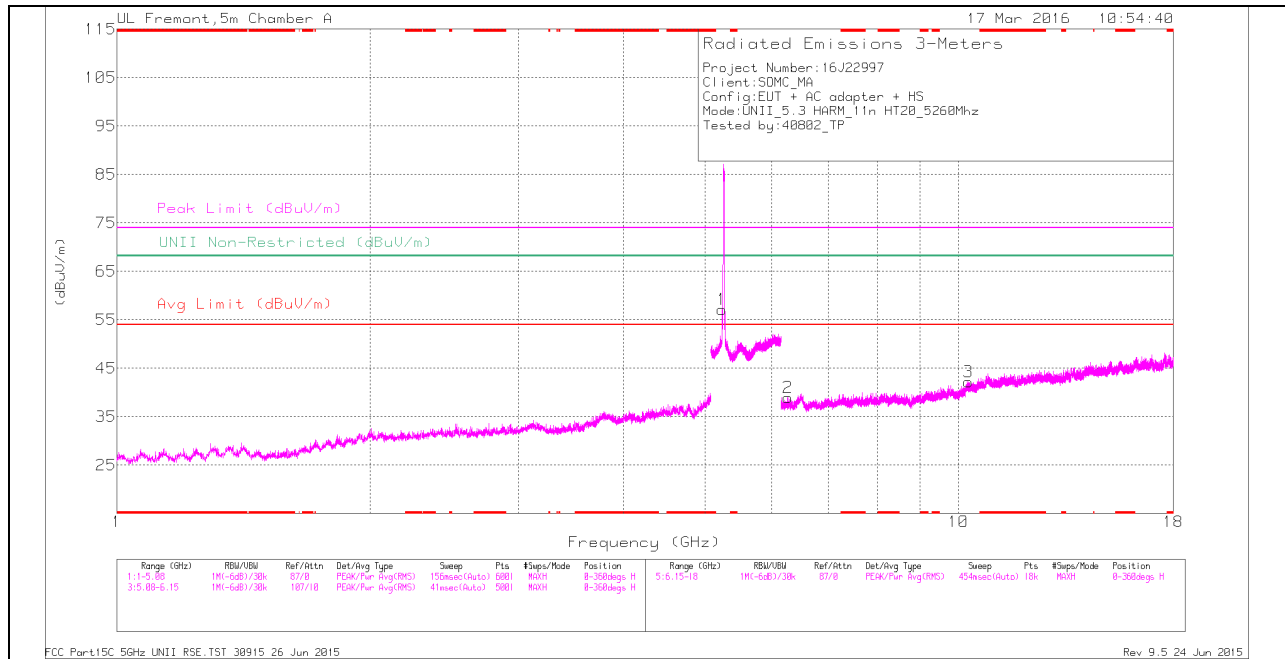
* - indicates frequency in CFR15.205/IC 8.10 Restricted Band

Pk - Peak detector

RMS - RMS detection

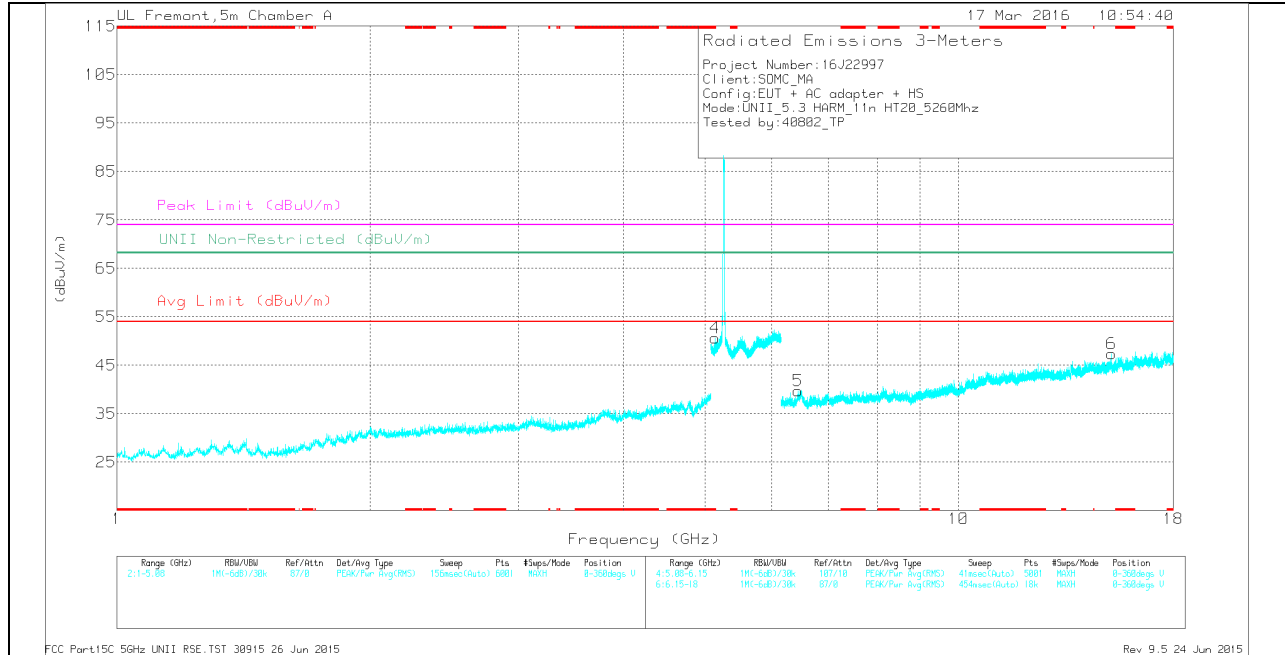
HARMONICS AND SPURIOUS EMISSIONS

LOW CHANNEL HORIZONTAL



Note: Emission was scanned up to 40GHz; No emissions were detected above the noise floor which was at least 20dB below the specification limit.

LOW CHANNEL VERTICAL



Note: Emission was scanned up to 40GHz; No emissions were detected above the noise floor which was at least 20dB below the specification limit.

LOW CHANNEL DATA

TRACE MARKERS

Marker	Frequency (GHz)	Meter Reading (dBuV)	Det	AF T346 (db/m)	Amp/Cbl/Ftr/Pad (dB)	DC Corr (dB)	Corrected Reading (dBuV/m)	Avg Limit (dBuV/m)	Margin (dB)	Peak Limit (dBuV/m)	PK Margin (dB)	UNII Non-Restricted (dBuV/m)	PK Margin (dB)	Azimuth (Degs)	Height (cm)	Polarity
4	* 5.135	36.19	Pk	34.4	-20	0	50.59	-	-	74	-23.41	-	-	0-360	200	V
1	5.239	42.66	Pk	34.7	-20.2	0	57.16	-	-	-	-	68.2	-11.04	0-360	100	H
2	6.277	31.42	Pk	35.5	-28	0	38.92	-	-	-	-	68.2	-29.28	0-360	201	H
5	6.445	30.85	Pk	35.6	-26.7	0	39.75	-	-	-	-	68.2	-28.45	0-360	100	V
3	10.272	27.33	Pk	37.3	-22.4	0	42.23	-	-	-	-	68.2	-25.97	0-360	201	H
6	15.192	29.79	Pk	39.9	-22.3	0	47.39	-	-	-	-	68.2	-20.81	0-360	100	V

PK - Peak detector

RADIATED EMISSIONS

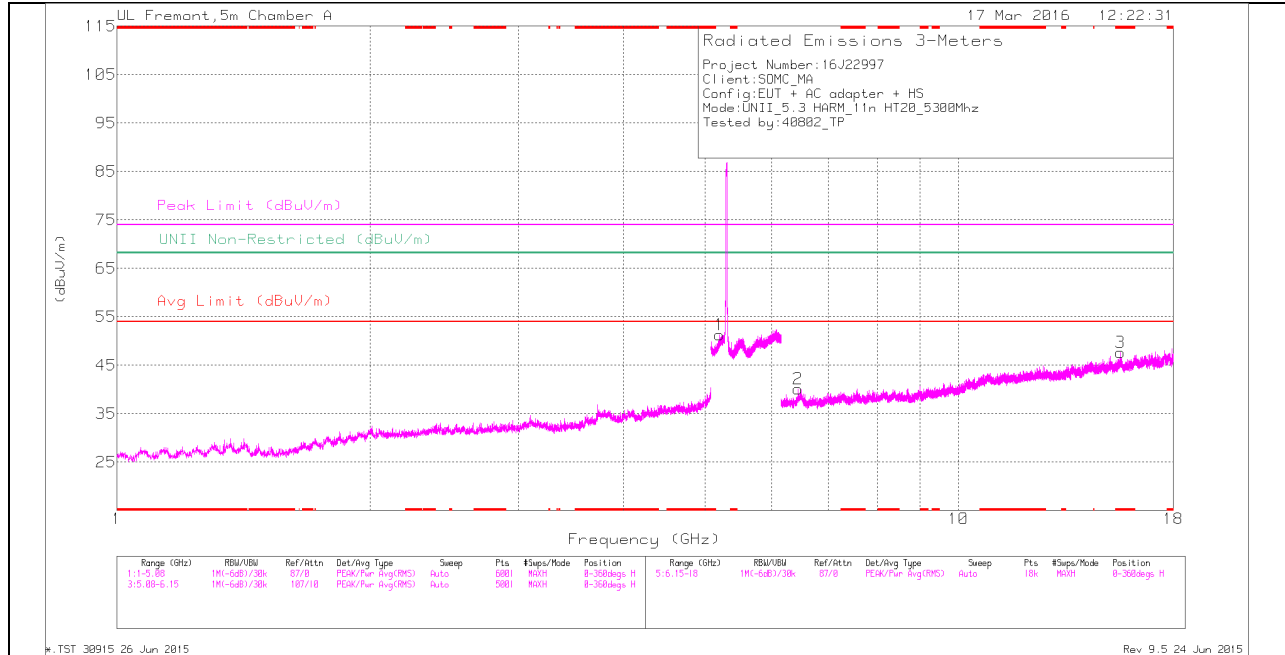
Frequency (GHz)	Meter Reading (dBuV)	Det	AF T346 (db/m)	Amp/Cbl/Ftr/Pad (dB)	DC Corr (dB)	Corrected Reading (dBuV/m)	Avg Limit (dBuV/m)	Margin (dB)	Peak Limit (dBuV/m)	PK Margin (dB)	UNII Non-Restricted (dBuV/m)	PK Margin (dB)	Azimuth (Degs)	Height (cm)	Polarity
* 5.134	42.52	PK-U	34.4	-20	0	56.92	-	-	74	-17.08	-	-	310	172	V
* 5.134	30.71	ADR	34.4	-20	0	45.11	54	-8.89	-	-	-	-	310	172	V
* 5.135	42.4	PK-U	34.4	-20	0	56.8	-	-	74	-17.2	-	-	310	172	V
* 5.136	30.76	ADR	34.4	-20	0	45.16	54	-8.84	-	-	-	-	310	172	V
5.239	42.64	PK-U	34.7	-20.2	0	57.14	-	-	-	-	68.2	-11.06	107	150	H
6.276	38.54	PK-U	35.5	-28	0	46.04	-	-	-	-	68.2	-22.16	85	316	H
6.446	39	PK-U	35.6	-26.7	0	47.9	-	-	-	-	68.2	-20.3	241	298	V
10.273	34.55	PK-U	37.3	-22.4	0	49.45	-	-	-	-	68.2	-18.75	255	311	H

* - indicates frequency in CFR15.205/IC 8.10 Restricted Band

PK-U - U-NII: Maximum Peak

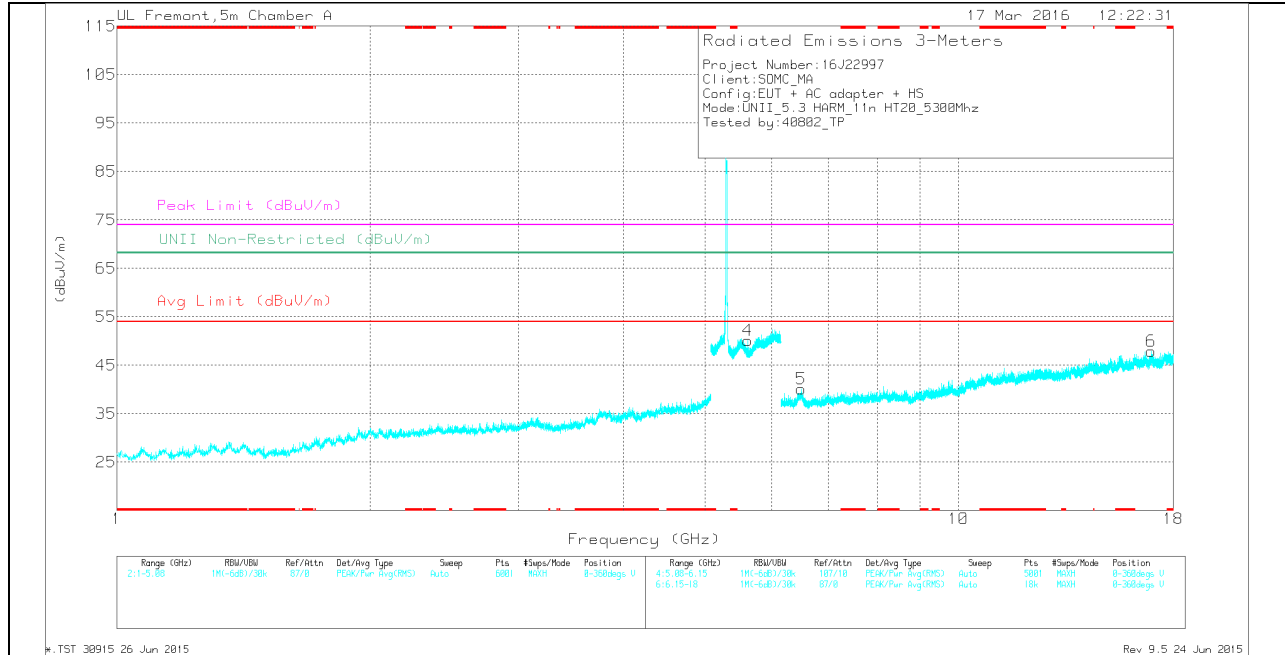
ADR - U-NII AD primary method, RMS average

MID CHANNEL HORIZONTAL



Note: Emission was scanned up to 40GHz; No emissions were detected above the noise floor which was at least 20dB below the specification limit.

MID CHANNEL VERTICAL



Note: Emission was scanned up to 40GHz; No emissions were detected above the noise floor which was at least 20dB below the specification limit.

MID CHANNEL DATA

TRACE MARKERS

Marker	Frequency (GHz)	Meter Reading (dBuV)	Det	AF T346 (db/m)	Amp/Cbl/Ftr/Pad (dB)	DC Corr (dB)	Corrected Reading (dBuV/m)	Avg Limit (dBuV/m)	Margin (dB)	Peak Limit (dBuV/m)	PK Margin (dB)	UNII Non-Restricted (dBuV/m)	PK Margin (dB)	Azimuth (Degs)	Height (cm)	Polarity
3	* 15.574	28.83	Pk	40.2	-21.4	0	47.63	-	-	74	-26.37	-	-	0-360	100	H
1	5.199	36.84	Pk	34.6	-20.2	0	51.24	-	-	-	-	68.2	-16.96	0-360	201	H
4	5.616	35.86	Pk	34.7	-20.5	0	50.06	-	-	-	-	68.2	-18.14	0-360	200	V
2	6.449	31.19	Pk	35.6	-26.7	0	40.09	-	-	-	-	68.2	-28.11	0-360	100	H
5	6.501	30.83	Pk	35.6	-26.3	0	40.13	-	-	-	-	68.2	-28.07	0-360	200	V
6	16.941	29.05	Pk	41.4	-22.5	0	47.95	-	-	-	-	68.2	-20.25	0-360	200	V

* - indicates frequency in CFR15.205/IC 8.10 Restricted Bands

PK - Peak detector

RADIATED EMISSIONS

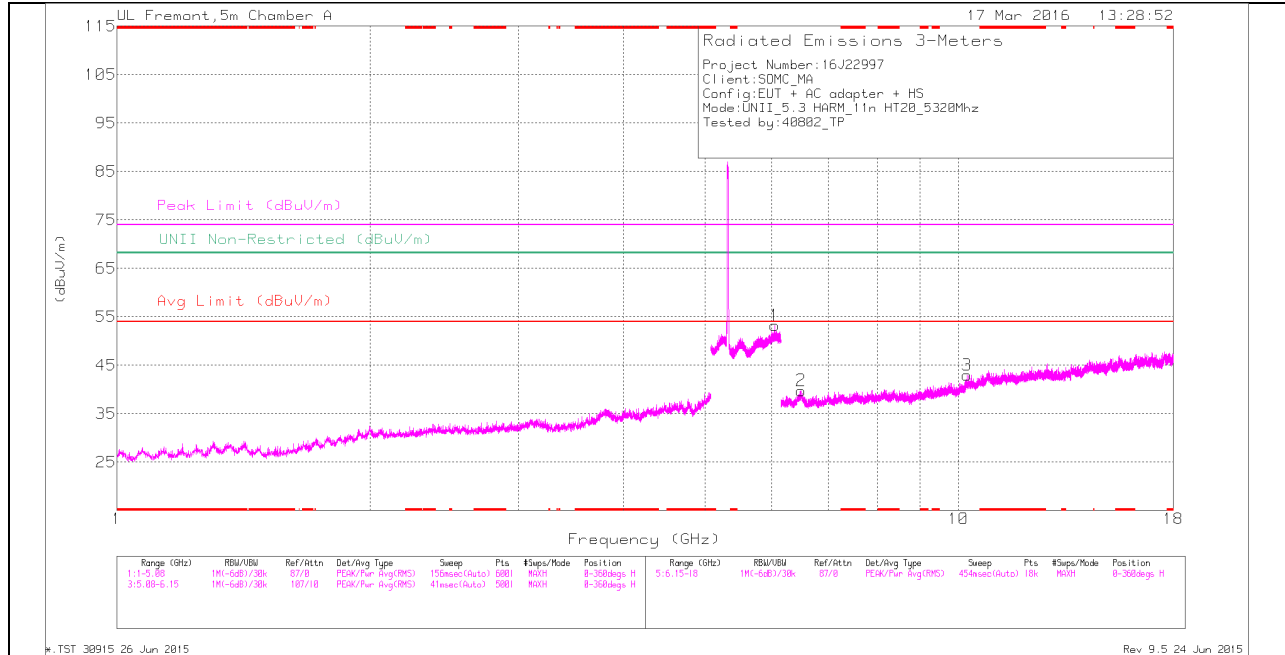
Frequency (GHz)	Meter Reading (dBuV)	Det	AF T346 (db/m)	Amp/Cbl/Ftr/Pad (dB)	DC Corr (dB)	Corrected Reading (dBuV/m)	Avg Limit (dBuV/m)	Margin (dB)	Peak Limit (dBuV/m)	PK Margin (dB)	UNII Non-Restricted (dBuV/m)	PK Margin (dB)	Azimuth (Degs)	Height (cm)	Polarity
* 15.573	36.24	PK-U	40.2	-21.4	0	55.04	-	-	74	-18.96	-	-	135	365	H
* 15.574	24.02	ADR	40.2	-21.4	0	42.82	54	-11.18	-	-	-	-	135	365	H
5.2	44.27	PK-U	34.6	-20.2	0	58.67	-	-	-	-	68.2	-9.53	322	110	H
5.618	41.68	PK-U	34.7	-20.5	0	55.88	-	-	-	-	68.2	-12.32	214	170	V
6.45	38.53	PK-U	35.6	-26.7	0	47.43	-	-	-	-	68.2	-20.77	263	290	H
6.503	39.52	PK-U	35.6	-26.2	0	48.92	-	-	-	-	68.2	-19.28	192	384	V
16.941	35.66	PK-U	41.4	-22.4	0	54.66	-	-	-	-	68.2	-13.54	10	277	V

* - indicates frequency in CFR15.205/IC 8.10 Restricted Band

PK-U - U-NII: Maximum Peak

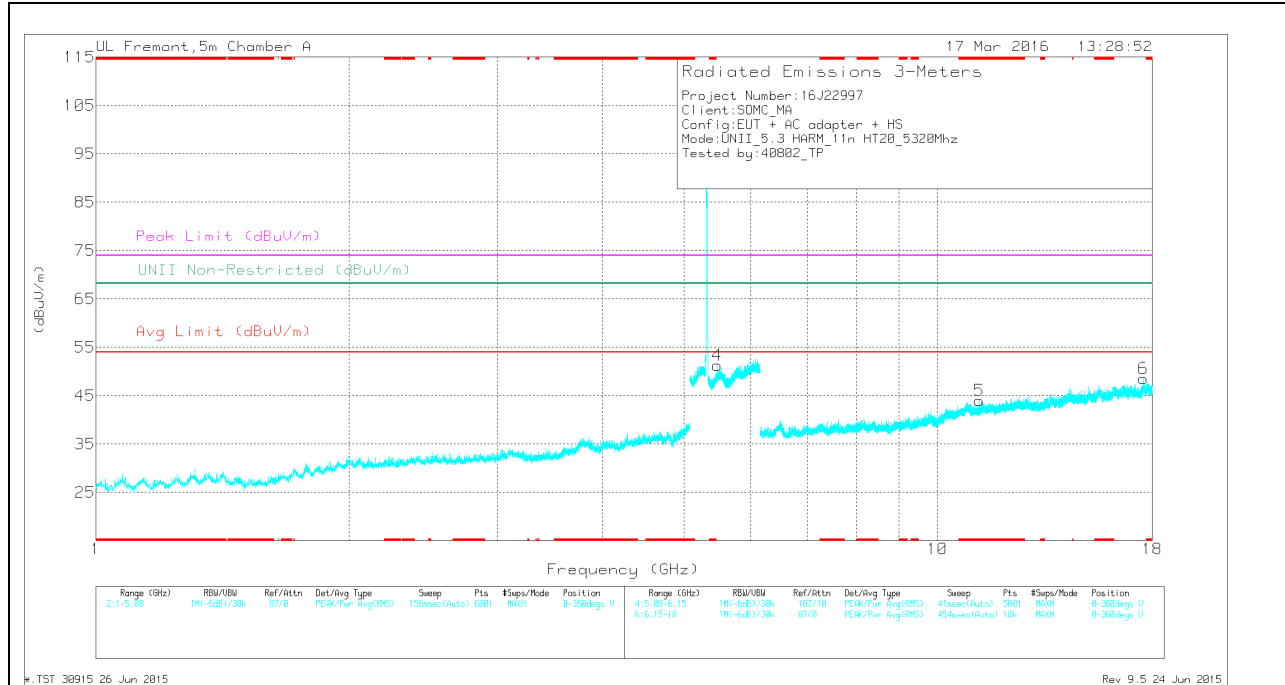
ADR - U-NII AD primary method, RMS average

HIGH CHANNEL HORIZONTAL



Note: Emission was scanned up to 40GHz; No emissions were detected above the noise floor which was at least 20dB below the specification limit.

HIGH CHANNEL VERTICAL



Note: Emission was scanned up to 40GHz; No emissions were detected above the noise floor which was at least 20dB below the specification limit.

HIGH CHANNEL DATA

TRACE MARKERS

Marker	Frequency (GHz)	Meter Reading (dBuV)	Det	AF T346 (db/m)	Amp/Cbl/Filtr/Pad (dB)	DC Corr (dB)	Corrected Reading (dBuV/m)	Avg Limit (dBuV/m)	Margin (dB)	Peak Limit (dBuV/m)	PK Margin (dB)	UNII Non-Restricted (dBuV/m)	PK Margin (dB)	Azimuth (Degs)	Height (cm)	Polarity
5	* 11.206	28.91	Pk	38	-22.9	0	44.01	-	-	74	-29.99	-	-	0-360	200	V
4	5.48	36.65	Pk	34.8	-20.2	0	51.25	-	-	-	-	68.2	-16.95	0-360	100	V
1	6.05	37.21	Pk	35.3	-19.3	0	53.21	-	-	-	-	68.2	-14.99	0-360	201	H
2	6.498	30.49	Pk	35.6	-26.3	0	39.79	-	-	-	-	68.2	-28.41	0-360	201	H
3	10.233	28.04	Pk	37.2	-22.3	0	42.94	-	-	-	-	68.2	-25.26	0-360	100	H
6	17.56	28.77	Pk	40.9	-21.1	0	48.57	-	-	-	-	68.2	-19.63	0-360	200	V

* - indicates frequency in CFR15.205/IC 8.10 Restricted Band

PK - Peak detector

RADIATED EMISSIONS

Frequency (GHz)	Meter Reading (dBuV)	Det	AF T346 (db/m)	Amp/Cbl/Filtr/Pad (dB)	DC Corr (dB)	Corrected Reading (dBuV/m)	Avg Limit (dBuV/m)	Margin (dB)	Peak Limit (dBuV/m)	PK Margin (dB)	UNII Non-Restricted (dBuV/m)	PK Margin (dB)	Azimuth (Degs)	Height (cm)	Polarity
* 11.207	35.85	PK-U	38	-22.9	0	50.95	-	-	74	-23.05	-	-	254	185	V
* 11.207	23.75	ADR	38	-22.9	0	38.85	54	-15.15	-	-	-	-	254	185	V
5.479	43.56	PK-U	34.8	-20.2	0	58.16	-	-	-	-	68.2	-10.04	188	126	V
6.05	44.38	PK-U	35.3	-19.3	0	60.38	-	-	-	-	68.2	-7.82	264	194	H
6.497	38.21	PK-U	35.6	-26.3	0	47.51	-	-	-	-	68.2	-20.69	195	194	H
10.234	34.34	PK-U	37.2	-22.3	0	49.24	-	-	-	-	68.2	-18.96	42	100	H
17.562	35.83	PK-U	40.9	-21	0	55.73	-	-	-	-	68.2	-12.47	181	208	V

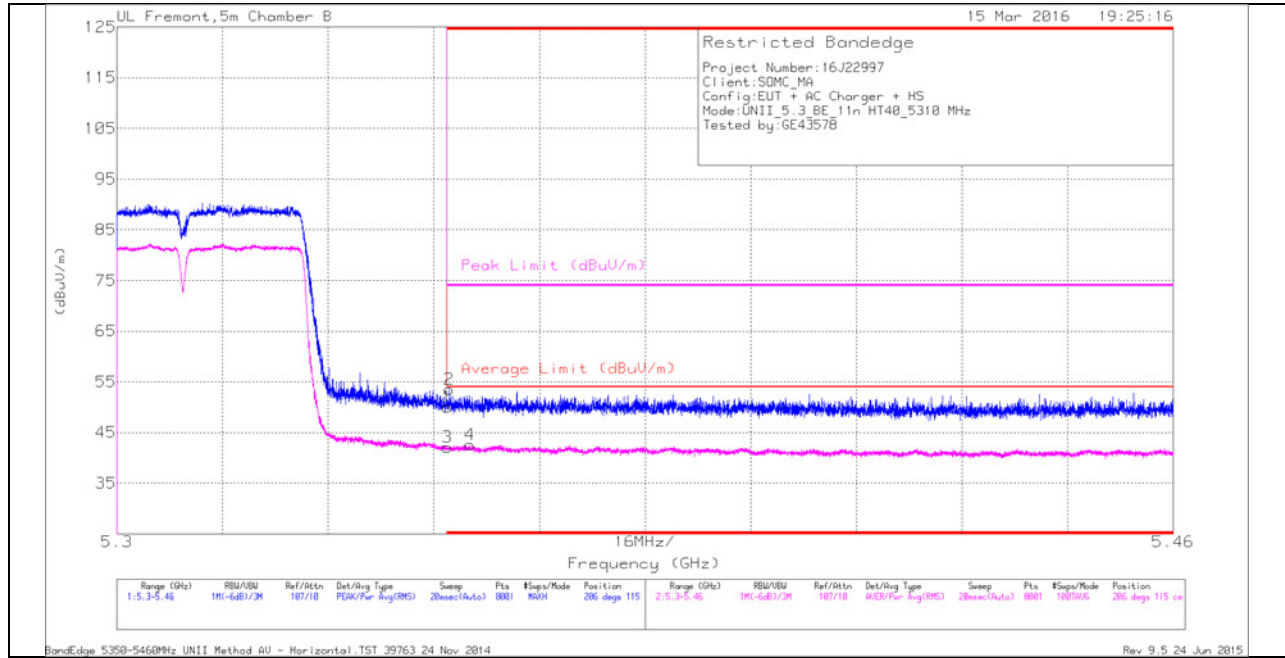
* - indicates frequency in CFR15.205/IC 8.10 Restricted Band

PK-U - U-NII: Maximum Peak

ADR - U-NII AD primary method, RMS average

**9.2.3. TX ABOVE 1 GHz 802.11n HT40 MODE IN THE 5.3 GHz BAND
 AUTHORIZED BANDEDGE (HIGH CHANNEL)**

HORIZONTAL PEAK AND AVERAGE PLOT



HORIZONTAL DATA

Trace Markers

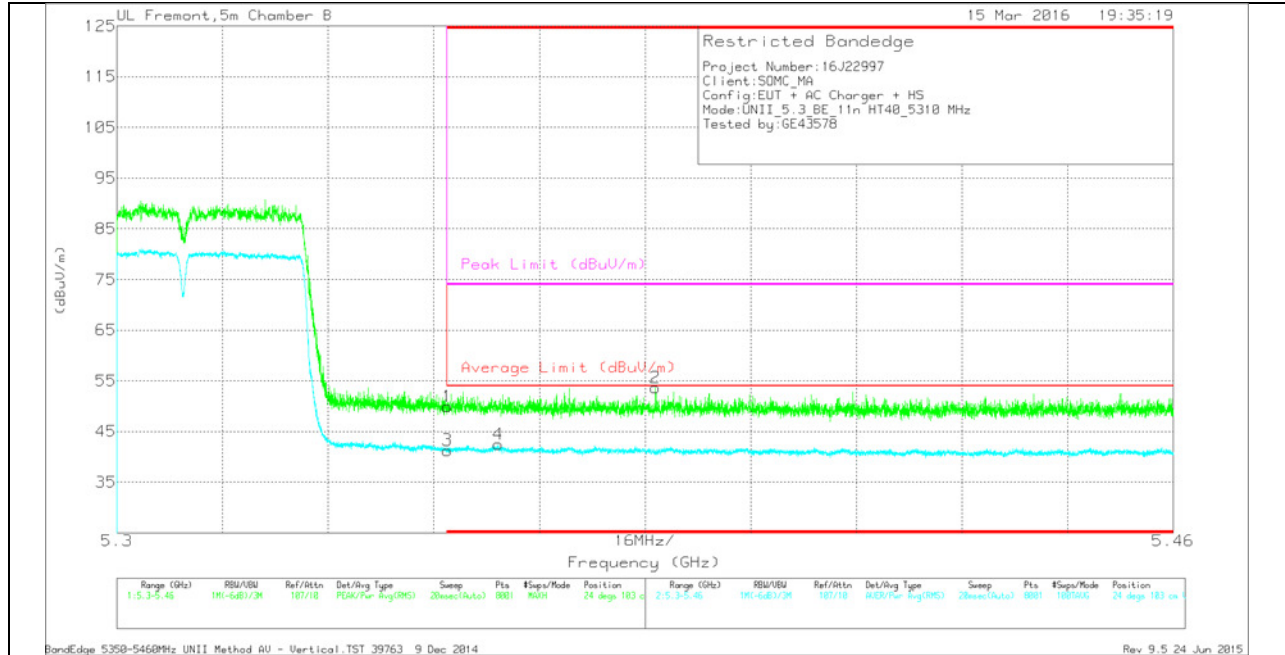
Marker	Frequency (GHz)	Meter Reading (dBuV)	Det	AF T344 (dB/m)	Amp/Cb/r/Pad (dB)	DC Corr (dB)	Corrected Reading (dBuV/m)	Average Limit (dBuV/m)	Margin (dB)	Peak Limit (dBuV/m)	PK Margin (dB)	Azimuth (Degs)	Height (cm)	Polarity
1	* 5.35	35.79	Pk	34.5	-20.3	0	49.99	-	-	74	-24.01	206	115	H
2	* 5.35	39.27	Pk	34.5	-20.3	0	53.47	-	-	74	-20.53	206	115	H
3	* 5.35	27.83	RMS	34.5	-20.3	.12	42.15	54	-11.85	-	-	206	115	H
4	* 5.353	28.08	RMS	34.5	-20.1	.12	42.6	54	-11.4	-	-	206	115	H

* - indicates frequency in CFR15.205/IC 8.10 Restricted Band

Pk - Peak detector

RMS - RMS detection

VERTICAL PEAK AND AVERAGE PLOT



VERTICAL DATA

Trace Markers

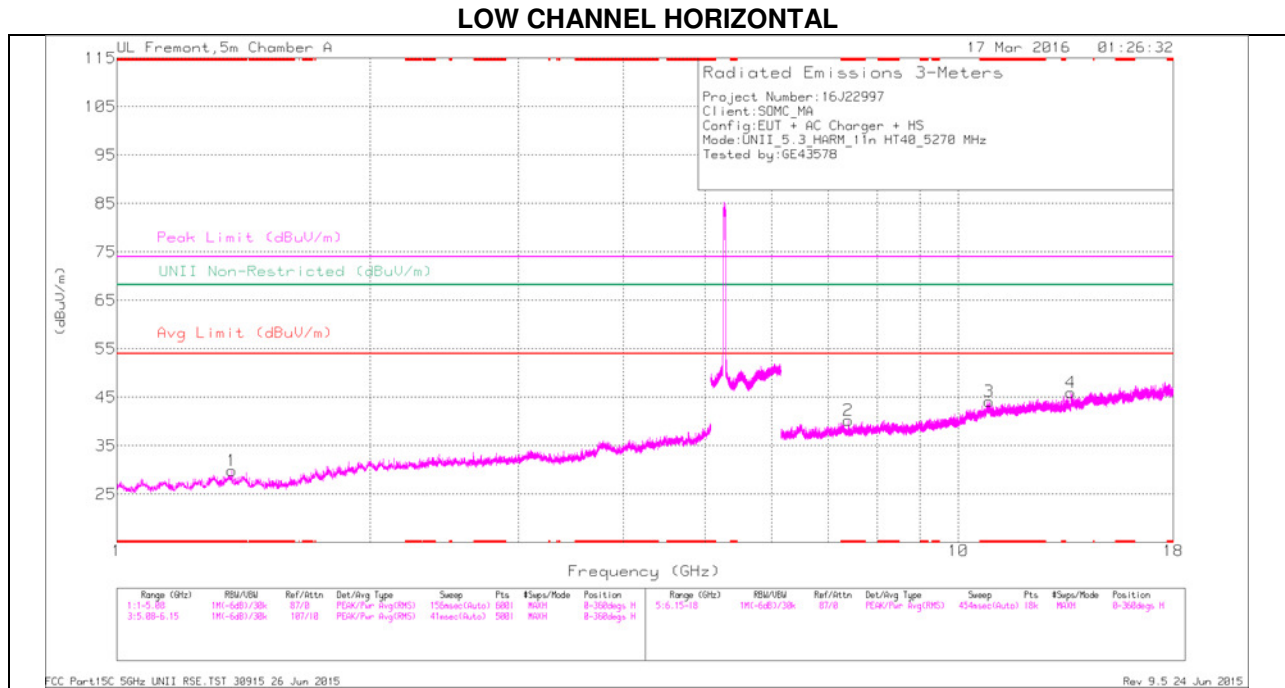
Marker	Frequency (GHz)	Meter Reading (dBuV)	Det	AF T344 (dB/m)	Amp/Cb/Fitter/Pad (dB)	DC Corr (dB)	Corrected Reading (dBuV/m)	Average Limit (dBuV/m)	Margin (dB)	Peak Limit (dBuV/m)	PK Margin (dB)	Azimuth (Degs)	Height (cm)	Polarity
1	* 5.35	35.67	Pk	34.5	-20.3	0	49.87	-	-	74	-24.13	24	103	V
3	* 5.35	26.97	RMS	34.5	-20.3	.12	41.29	54	-12.71	-	-	24	103	V
4	* 5.358	27.79	RMS	34.5	-19.9	.12	42.51	54	-11.49	-	-	24	103	V
2	* 5.382	39.76	Pk	34.5	-20.6	0	53.66	-	-	74	-20.34	24	103	V

* - indicates frequency in CFR15.205/IC 8.10 Restricted Band

Pk - Peak detector

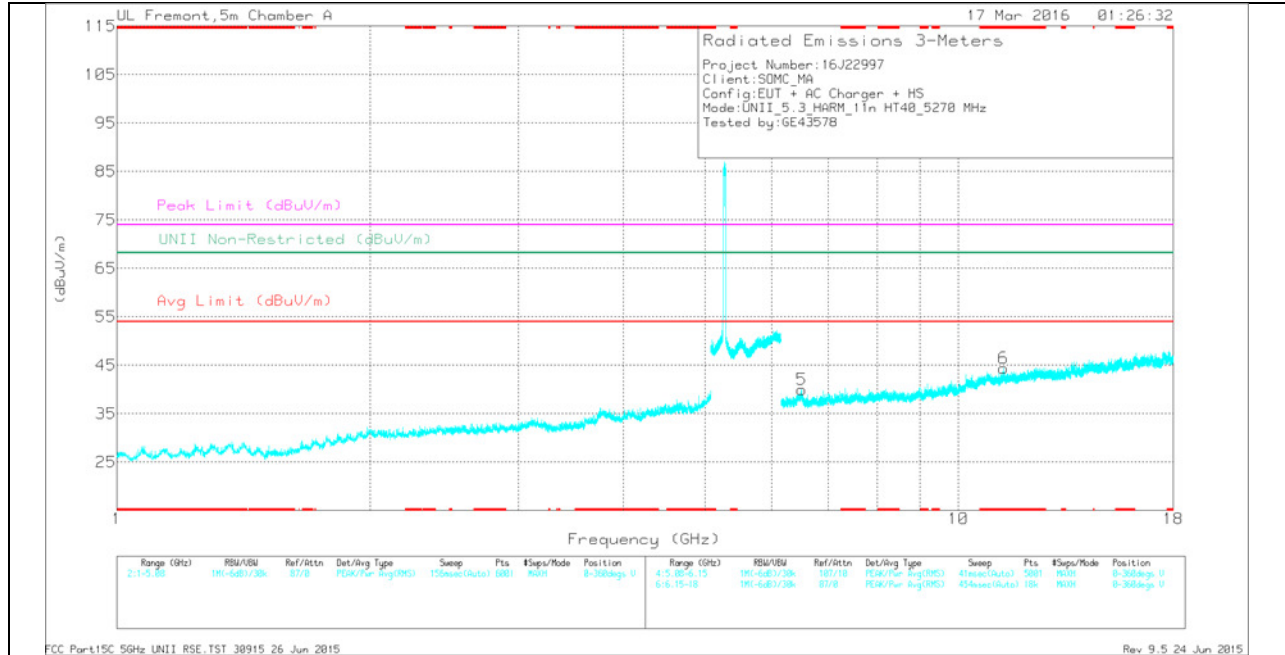
RMS - RMS detection

HARMONICS AND SPURIOUS EMISSIONS



Note: Emission was scanned up to 40GHz; No emissions were detected above the noise floor which was at least 20dB below the specification limit.

LOW CHANNEL VERTICAL



Note: Emission was scanned up to 40GHz; No emissions were detected above the noise floor which was at least 20dB below the specification limit.

LOW CHANNEL DATA

TRACE MARKERS

Marker	Frequency (GHz)	Meter Reading (dBuV)	Det	AF T346 (db/m)	Amp/Cbl/Ftr/Pad (dB)	DC Corr (dB)	Corrected Reading (dBuV/m)	Avg Limit (dBuV/m)	Margin (dB)	Peak Limit (dBuV/m)	PK Margin (dB)	UNII Non-Restricted (dBuV/m)	PK Margin (dB)	Azimuth (Degs)	Height (cm)	Polarity
1	* 1.369	35.97	Pk	29	-35.1	0	29.87	-	-	74	-44.13	-	-	0-360	100	H
2	* 7.394	30.5	Pk	35.7	-25.9	0	40.3	-	-	74	-33.7	-	-	0-360	100	H
3	* 10.882	28.42	Pk	37.8	-22.1	0	44.12	-	-	74	-29.88	-	-	0-360	100	H
6	* 11.319	28.92	Pk	38.1	-22.6	0	44.42	-	-	74	-29.58	-	-	0-360	200	V
5	6.517	30.83	Pk	35.6	-26.4	0	40.03	-	-	-	-	68.2	-28.17	0-360	100	V
4	13.607	29.76	Pk	39	-22.8	0	45.96	-	-	-	-	68.2	-22.24	0-360	100	H

* - indicates frequency in CFR15.205/IC 8.10 Restricted Band

Pk - Peak detector

RADIATED EMISSIONS

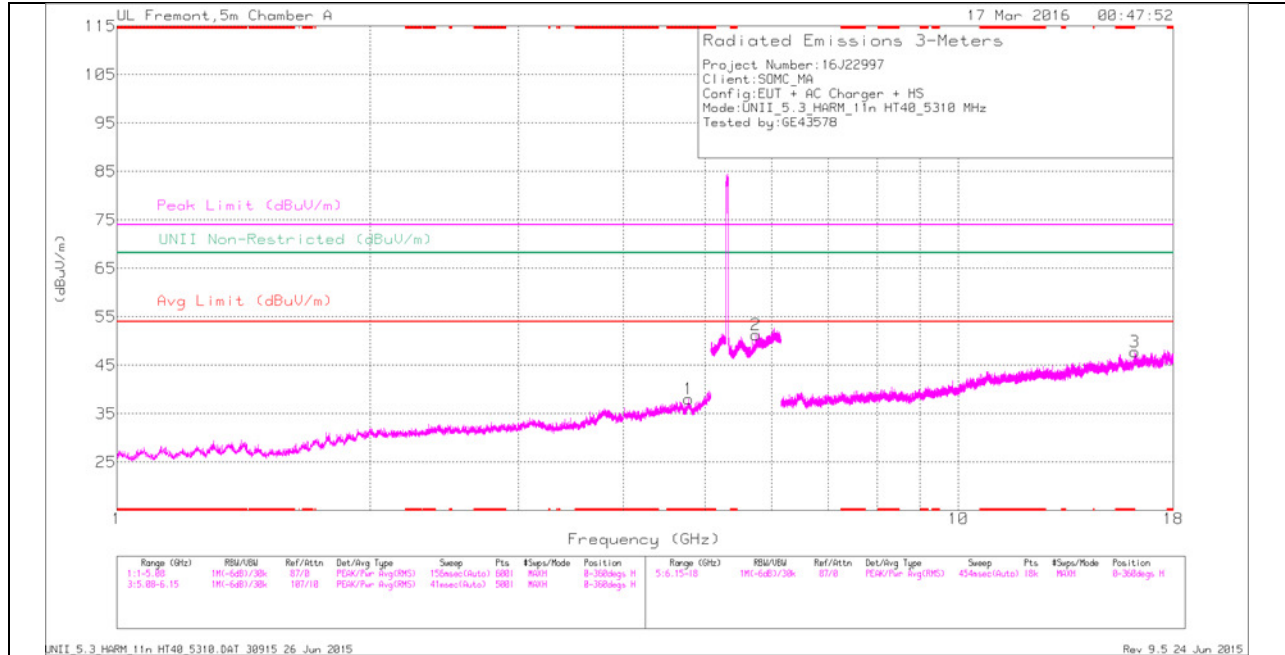
Frequency (GHz)	Meter Reading (dBuV)	Det	AF T346 (db/m)	Amp/Cbl/Ftr/Pad (dB)	DC Corr (dB)	Corrected Reading (dBuV/m)	Avg Limit (dBuV/m)	Margin (dB)	Peak Limit (dBuV/m)	PK Margin (dB)	UNII Non-Restricted (dBuV/m)	PK Margin (dB)	Azimuth (Degs)	Height (cm)	Polarity
* 1.369	43.74	PK-U	29	-35.1	0	37.64	-	-	74	-36.36	-	-	112	100	H
* 1.368	31.83	ADR	29	-35.1	-12	25.85	54	-28.15	-	-	-	-	112	100	H
* 7.395	37.07	PK-U	35.7	-25.9	0	46.87	-	-	74	-27.13	-	-	179	100	H
* 7.394	25.52	ADR	35.7	-25.9	-12	35.44	54	-18.56	-	-	-	-	179	100	H
* 10.881	35.67	PK-U	37.8	-22.1	0	51.37	-	-	74	-22.63	-	-	274	100	H
* 10.881	24.15	ADR	37.8	-22.1	-12	39.97	54	-14.03	-	-	-	-	274	100	H
* 11.32	36.2	PK-U	38.1	-22.6	0	51.7	-	-	74	-22.3	-	-	151	201	V
* 11.32	24.84	ADR	38.1	-22.6	-12	40.46	54	-13.54	-	-	-	-	151	201	V
6.515	38.12	PK-U	35.6	-26.3	0	47.42	-	-	-	-	68.2	-20.78	229	100	V
13.606	36.97	PK-U	39	-22.8	0	53.17	-	-	-	-	68.2	-15.03	328	100	H

* - indicates frequency in CFR15.205/IC 8.10 Restricted Band

PK-U - U-NII: Maximum Peak

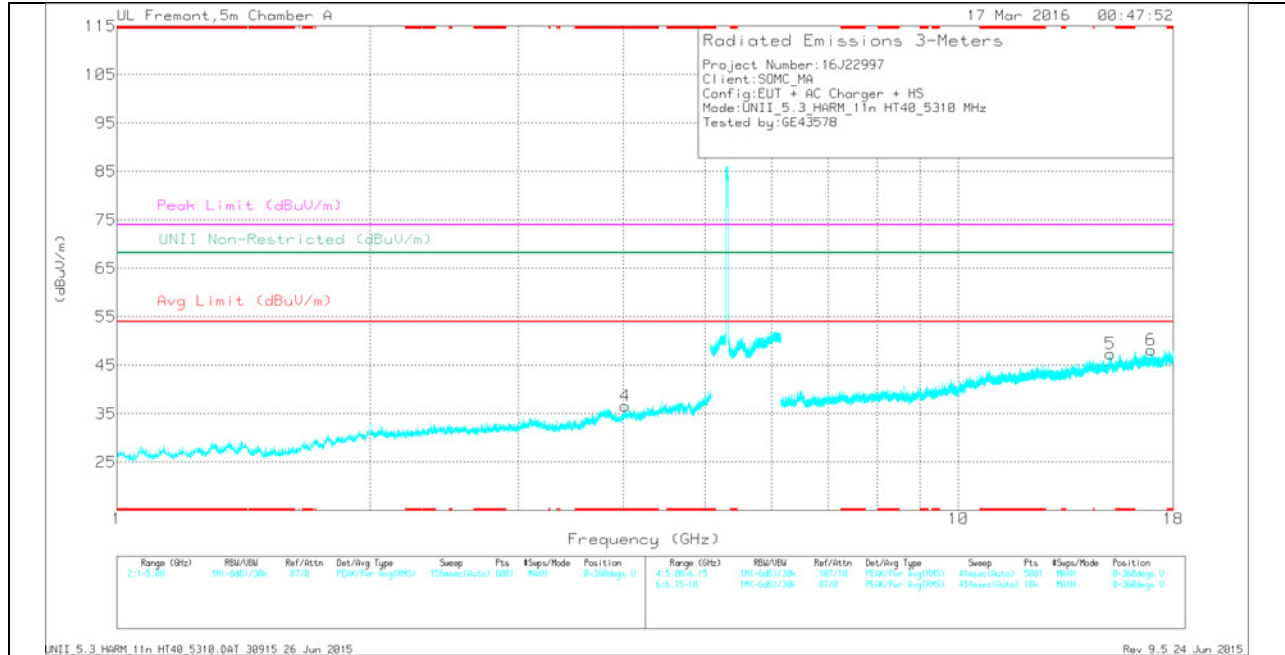
ADR - U-NII AD primary method, RMS average

HIGH CHANNEL HORIZONTAL



Note: Emission was scanned up to 40GHz; No emissions were detected above the noise floor which was at least 20dB below the specification limit.

HIGH CHANNEL VERTICAL



Note: Emission was scanned up to 40GHz; No emissions were detected above the noise floor which was at least 20dB below the specification limit.

HIGH CHANNEL DATA

TRACE MARKERS

Marker	Frequency (GHz)	Meter Reading (dBuV)	Det	AF T346 (db/m)	Amp/Cbl/Ftr/Pad (dB)	DC Corr (dB)	Corrected Reading (dBuV/m)	Avg Limit (dBuV/m)	Margin (dB)	Peak Limit (dBuV/m)	PK Margin (dB)	UNII Non-Restricted (dBuV/m)	PK Margin (dB)	Azimuth (Degs)	Height (cm)	Polarity
1	* 4.777	33.76	Pk	34.3	-30	0	38.06	-	-	74	-35.94	-	-	0-360	100	H
4	* 4.018	34.34	Pk	33.5	-31.2	0	36.64	-	-	74	-37.36	-	-	0-360	100	V
2	5.748	36.34	Pk	34.9	-19.9	0	51.34	-	-	-	-	68.2	-16.86	0-360	201	H
5	15.161	29.74	Pk	39.9	-22.2	0	47.44	-	-	-	-	68.2	-20.76	0-360	200	V
3	16.209	28.99	Pk	40.8	-22	0	47.79	-	-	-	-	68.2	-20.41	0-360	201	H
6	16.955	28.82	Pk	41.4	-22	0	48.22	-	-	-	-	68.2	-19.98	0-360	200	V

* - indicates frequency in CFR15.205/IC 8.10 Restricted Band

Pk - Peak detector

RADIATED EMISSIONS

Frequency (GHz)	Meter Reading (dBuV)	Det	AF T346 (db/m)	Amp/Cbl/Ftr/Pad (dB)	DC Corr (dB)	Corrected Reading (dBuV/m)	Avg Limit (dBuV/m)	Margin (dB)	Peak Limit (dBuV/m)	PK Margin (dB)	UNII Non-Restricted (dBuV/m)	PK Margin (dB)	Azimuth (Degs)	Height (cm)	Polarity
* 4.776	42.04	PK-U	34.3	-30	0	46.34	-	-	74	-27.66	-	-	120	100	H
* 4.777	30.02	ADR	34.3	-30	.12	34.44	54	-19.56	-	-	-	-	120	100	H
* 4.017	41.73	PK-U	33.5	-31.2	0	44.03	-	-	74	-29.97	-	-	79	100	V
* 4.019	30.15	ADR	33.5	-31.2	.12	32.57	54	-21.43	-	-	-	-	79	100	V
* 11.32	36.2	PK-U	38.1	-22.6	0	51.7	-	-	74	-22.3	-	-	151	201	V
* 11.32	24.84	ADR	38.1	-22.6	.12	40.46	54	-13.54	-	-	-	-	151	201	V
5.749	43.73	PK-U	34.9	-19.9	0	58.73	-	-	-	-	68.2	-9.47	174	202	H
15.163	35.9	PK-U	39.9	-22.1	0	53.7	-	-	-	-	68.2	-14.5	164	202	V
16.21	37.05	PK-U	40.8	-22	0	55.85	-	-	-	-	68.2	-12.35	211	202	H
16.954	36.15	PK-U	41.4	-22	0	55.55	-	-	-	-	68.2	-12.65	61	202	V

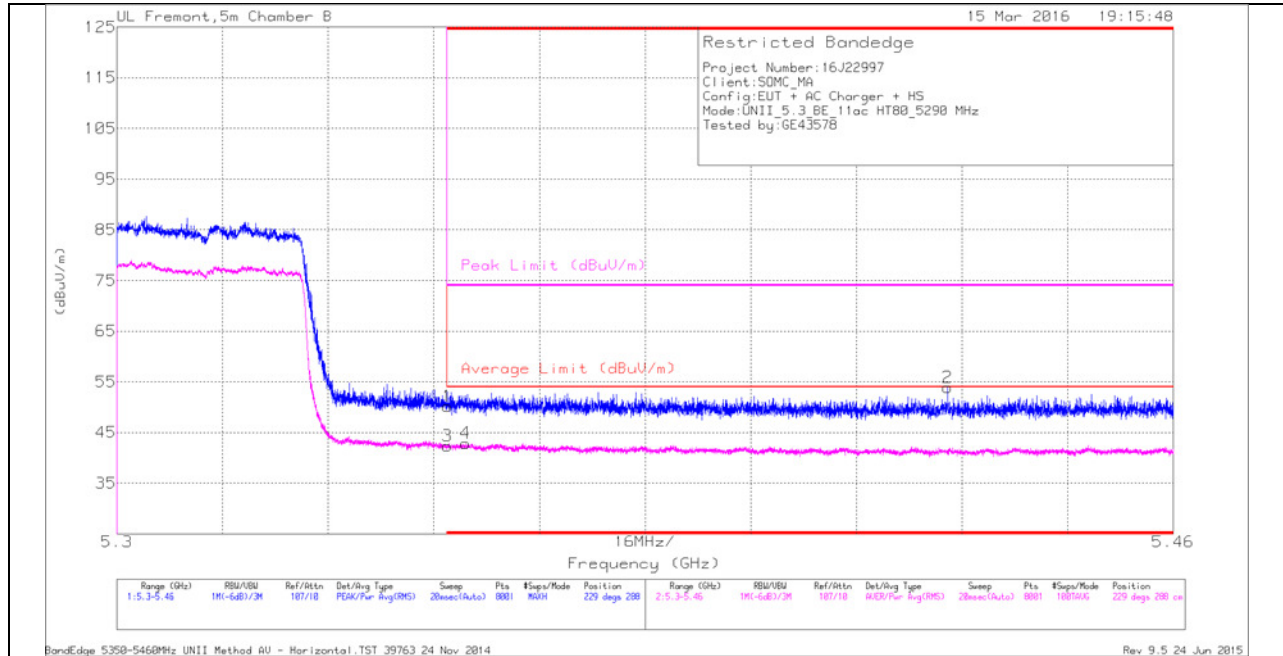
* - indicates frequency in CFR15.205/IC 8.10 Restricted Band

PK-U - U-NII: Maximum Peak

ADR - U-NII AD primary method, RMS average

9.2.4. TX ABOVE 1 GHz 802.11ac VHT80 MODE IN THE 5.3 GHz BAND AUTHORIZED BANDEDGE (HIGH CHANNEL)

HORIZONTAL PEAK AND AVERAGE PLOT



HORIZONTAL DATA

Trace Markers

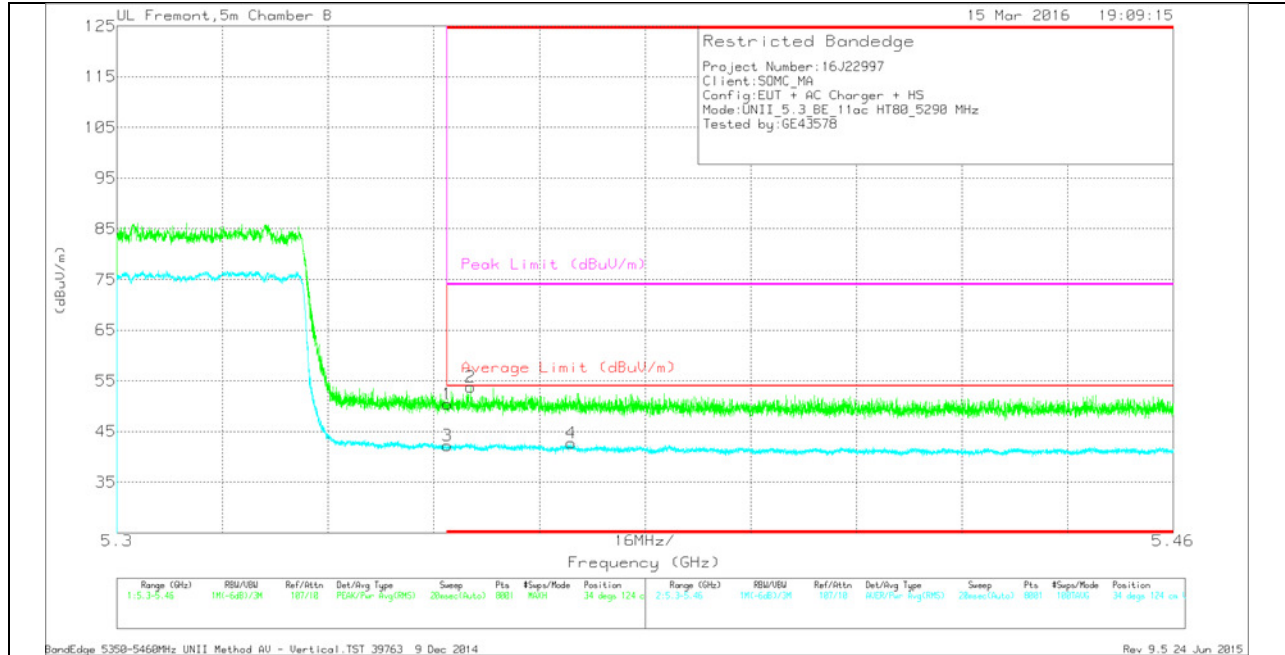
Marker	Frequency (GHz)	Meter Reading (dBuV)	Det	AF T344 (dB/m)	Amp/Cb/r/Pad (dB)	DC Corr (dB)	Corrected Reading (dBuV/m)	Average Limit (dBuV/m)	Margin (dB)	Peak Limit (dBuV/m)	PK Margin (dB)	Azimuth (Degs)	Height (cm)	Polarity
1	* 5.35	35.93	Pk	34.5	-20.3	0	50.13	-	-	74	-23.87	229	288	H
3	* 5.35	27.87	RMS	34.5	-20.3	.25	42.32	54	-11.68	-	-	229	288	H
4	* 5.353	28.25	RMS	34.5	-20.1	.25	42.9	54	-11.1	-	-	229	288	H
2	* 5.426	39.77	Pk	34.6	-20.5	0	53.87	-	-	74	-20.13	229	288	H

* - indicates frequency in CFR15.205/IC 8.10 Restricted Band

Pk - Peak detector

RMS - RMS detection

VERTICAL PEAK AND AVERAGE PLOT



VERTICAL DATA

Trace Markers

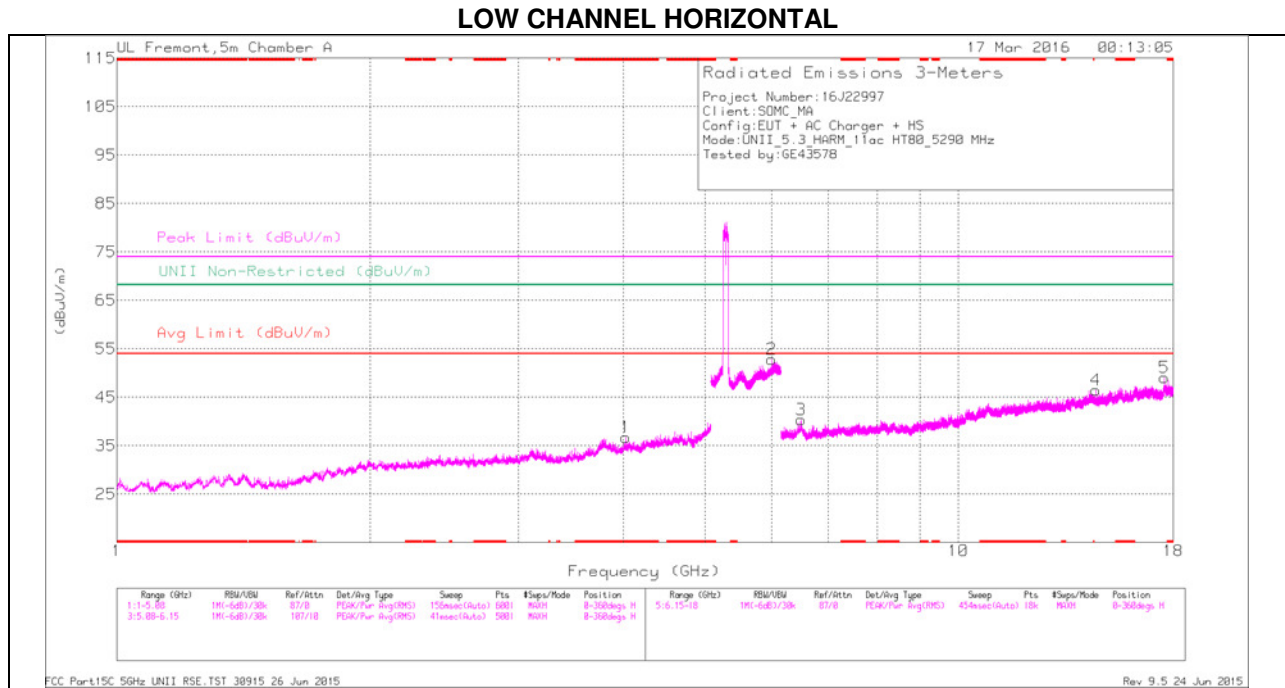
Marker	Frequency (GHz)	Meter Reading (dBuV)	Det	AF T344 (dB/m)	Amp/Cb/Fit r/Pad (dB)	DC Corr (dB)	Corrected Reading (dBuV/m)	Average Limit (dBuV/m)	Margin (dB)	Peak Limit (dBuV/m)	PK Margin (dB)	Azimuth (Degs)	Height (cm)	Polarity
1	* 5.35	36.16	Pk	34.5	-20.3	0	50.36	-	-	74	-23.64	34	124	V
3	* 5.35	27.79	RMS	34.5	-20.3	.25	42.24	54	-11.76	-	-	34	124	V
2	* 5.354	39.44	Pk	34.5	-20.2	0	53.74	-	-	74	-20.26	34	124	V
4	* 5.369	27.93	RMS	34.5	-20	.25	42.68	54	-11.32	-	-	34	124	V

* - indicates frequency in CFR15.205/IC 8.10 Restricted Band

Pk - Peak detector

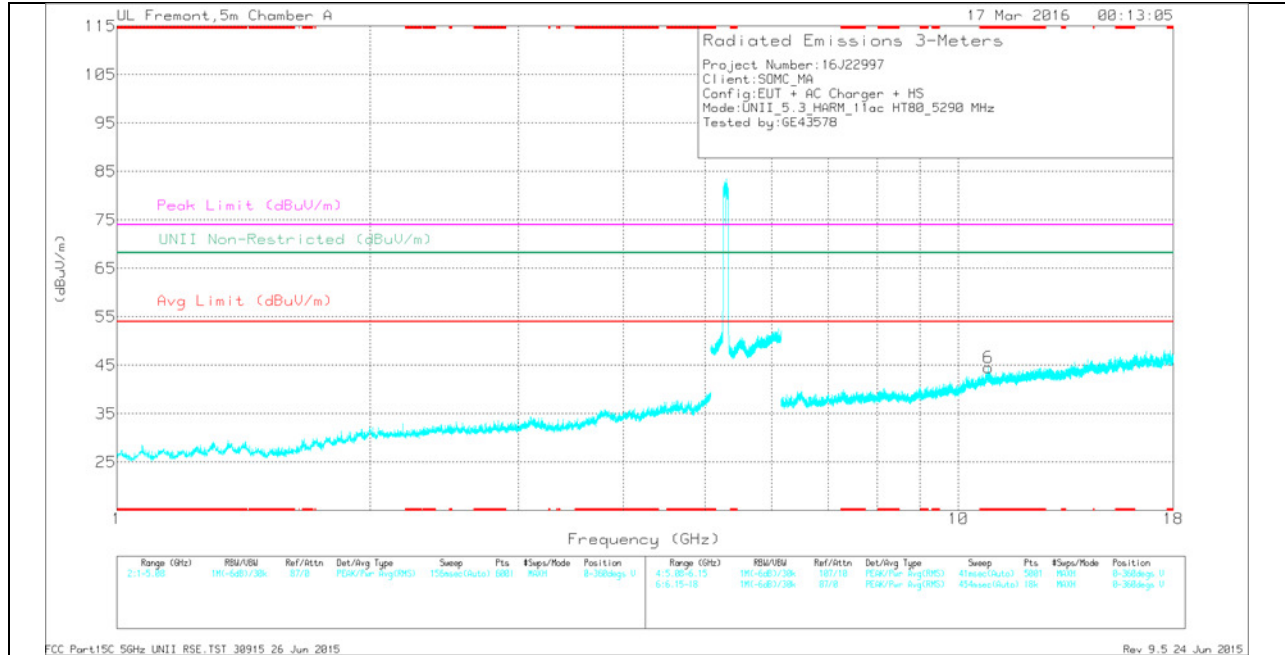
RMS - RMS detection

HARMONICS AND SPURIOUS EMISSIONS



Note: Emission was scanned up to 40GHz; No emissions were detected above the noise floor which was at least 20dB below the specification limit.

LOW CHANNEL VERTICAL



Note: Emission was scanned up to 40GHz; No emissions were detected above the noise floor which was at least 20dB below the specification limit.

LOW CHANNEL DATA

TRACE MARKERS

Marker	Frequency (GHz)	Meter Reading (dBuV)	Det	AF T346 (db/m)	Amp/Cbl/Ftr/Pad (dB)	DC Corr (dB)	Corrected Reading (dBuV/m)	Avg Limit (dBuV/m)	Margin (dB)	Peak Limit (dBuV/m)	PK Margin (dB)	UNII Non-Restricted (dBuV/m)	PK Margin (dB)	Azimuth (Degs)	Height (cm)	Polarity
1	* 4.027	34.4	Pk	33.5	-31.2	0	36.7	-	-	74	-37.3	-	-	0-360	100	H
6	* 10.856	28.78	Pk	37.8	-22	0	44.58	-	-	74	-29.42	-	-	0-360	200	V
2	6.001	37.05	Pk	35.2	-19.4	0	52.85	-	-	-	-	68.2	-15.35	0-360	201	H
3	6.498	31.02	Pk	35.6	-26.3	0	40.32	-	-	-	-	68.2	-27.88	0-360	100	H
4	14.553	29.27	Pk	39.6	-22.4	0	46.47	-	-	-	-	68.2	-21.73	0-360	201	H
5	17.56	29.25	Pk	40.9	-21.1	0	49.05	-	-	-	-	68.2	-19.15	0-360	100	H

* - indicates frequency in CFR15.205/IC 8.10 Restricted Band

Pk - Peak detector

RADIATED EMISSIONS

Frequency (GHz)	Meter Reading (dBuV)	Det	AF T346 (db/m)	Amp/Cbl/Ftr/Pad (dB)	DC Corr (dB)	Corrected Reading (dBuV/m)	Avg Limit (dBuV/m)	Margin (dB)	Peak Limit (dBuV/m)	PK Margin (dB)	UNII Non-Restricted (dBuV/m)	PK Margin (dB)	Azimuth (Degs)	Height (cm)	Polarity
* 4.028	41.62	PK-U	33.5	-31.2	0	43.92	-	-	74	-30.08	-	-	360	100	H
* 4.028	29.92	ADR	33.5	-31.2	25	32.47	54	-21.53	-	-	-	-	360	100	H
* 10.857	35.73	PK-U	37.8	-22	0	51.53	-	-	74	-22.47	-	-	113	201	V
* 10.857	24.15	ADR	37.8	-22	25	40.2	54	-13.8	-	-	-	-	113	201	V
6	43.49	PK-U	35.2	-19.4	0	59.29	-	-	-	-	68.2	-8.91	24	202	H
6.498	38.32	PK-U	35.6	-26.3	0	47.62	-	-	-	-	68.2	-20.58	340	100	H
14.552	36.02	PK-U	39.6	-22.4	0	53.22	-	-	-	-	68.2	-14.98	279	202	H
17.561	35.85	PK-U	40.9	-21	0	55.75	-	-	-	-	68.2	-12.45	205	100	H

* - indicates frequency in CFR15.205/IC 8.10 Restricted Band

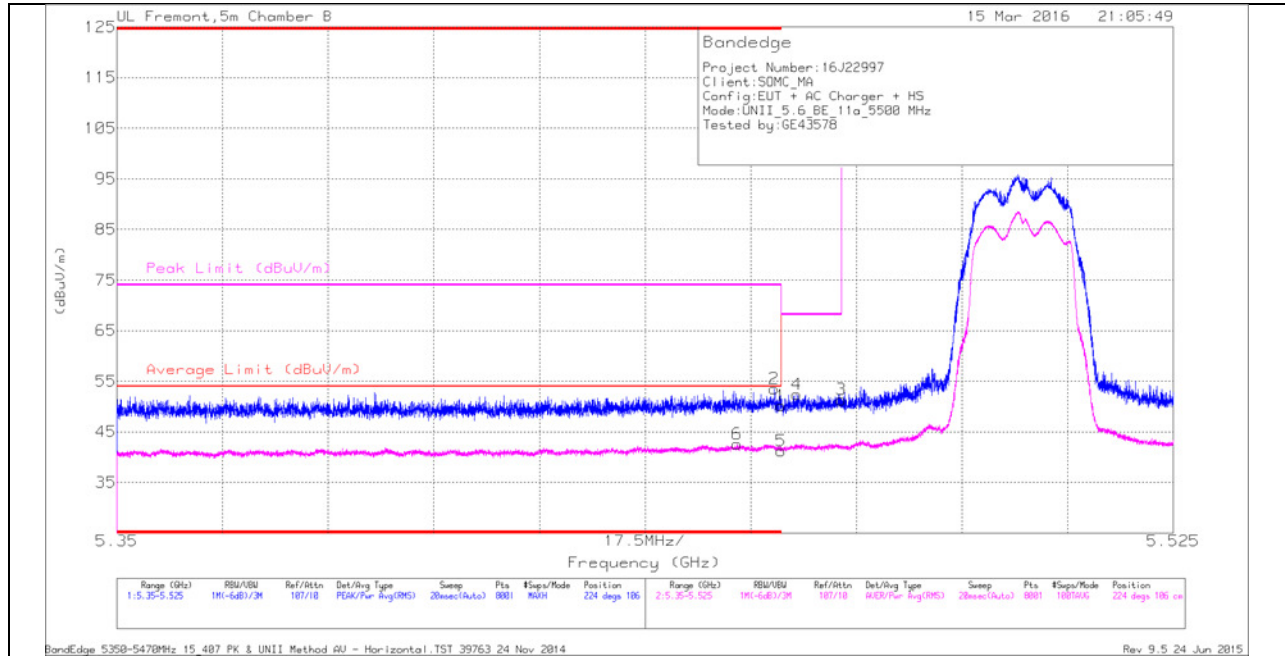
PK-U - U-NII: Maximum Peak

ADR - U-NII AD primary method, RMS average

9.3. 5.5-5.6 GHz

9.3.1. TX ABOVE 1 GHz 802.11a MODE IN THE 5.5 GHz BAND RESTRICTED BANDEDGE (LOW CHANNEL)

HORIZONTAL PEAK AND AVERAGE PLOT



HORIZONTAL DATA

Trace Markers

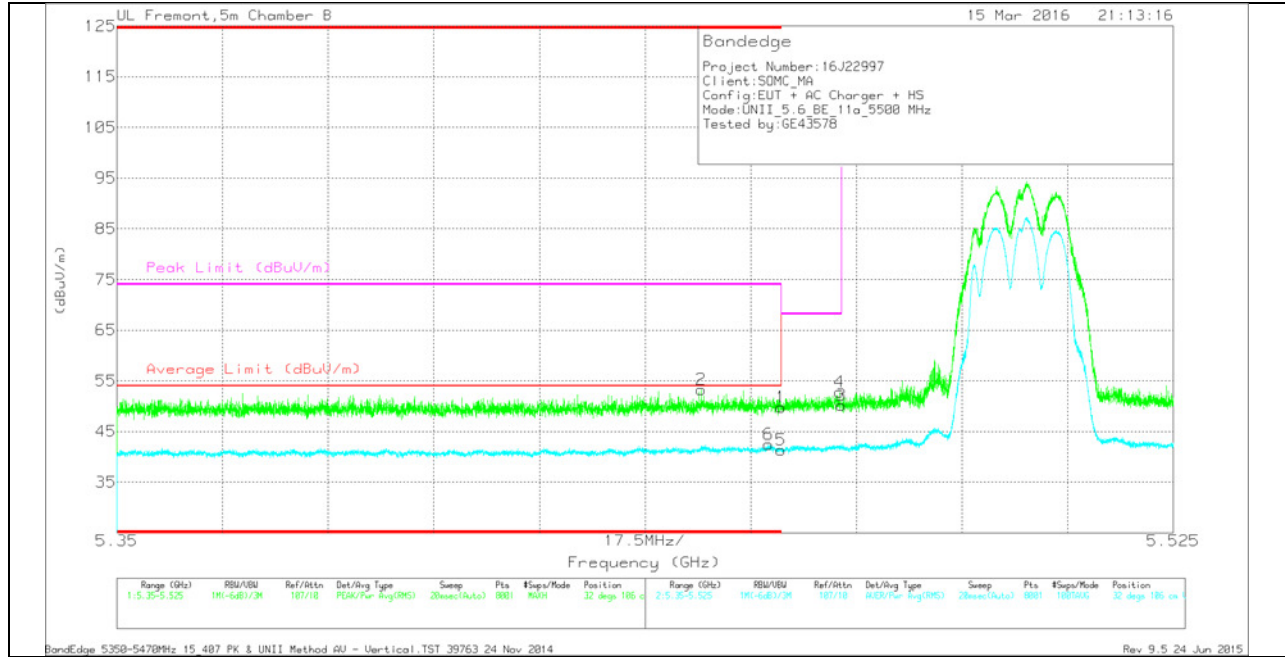
Marker	Frequency (GHz)	Meter Reading (dBuV)	Det	AF T344 (dB/m)	Amp/Cb/Filter/Pad (dB)	DC Corr (dB)	Corrected Reading (dBuV/m)	Average Limit (dBuV/m)	Margin (dB)	Peak Limit (dBuV/m)	PK Margin (dB)	Azimuth (Degs)	Height (cm)	Polarity
6	* 5.453	28.56	RMS	34.6	-20.6	0	42.56	54	-11.44	-	-	224	106	H
2	* 5.459	39.61	Pk	34.6	-20.7	0	53.51	-	-	74	-20.49	224	106	H
1	* 5.46	36.52	Pk	34.6	-21	0	50.12	-	-	74	-23.88	224	106	H
5	* 5.46	27.63	RMS	34.6	-21	0	41.23	54	-12.77	-	-	224	106	H
4	5.463	38.34	Pk	34.6	-20.5	0	52.44	-	-	68.2	-15.76	224	106	H
3	5.47	37.65	Pk	34.6	-20.9	0	51.35	-	-	68.2	-16.85	224	106	H

* - indicates frequency in CFR15.205/IC 8.10 Restricted Band

Pk - Peak detector

RMS - RMS detection

VERTICAL PEAK AND AVERAGE PLOT



VERTICAL DATA

Trace Markers

Marker	Frequency (GHz)	Meter Reading (dBuV)	Det	AF T344 (dB/m)	Amp/Cb/Fit r/Pad (dB)	DC Corr (dB)	Corrected Reading (dBuV/m)	Average Limit (dBuV/m)	Margin (dB)	Peak Limit (dBuV/m)	PK Margin (dB)	Azimuth (Degs)	Height (cm)	Polarity
2	* 5.447	39.14	Pk	34.6	-20.5	0	53.24	-	-	74	-20.76	32	106	V
6	* 5.458	28.33	RMS	34.6	-20.5	0	42.43	54	-11.57	-	-	32	106	V
1	* 5.46	36.16	Pk	34.6	-21	0	49.76	-	-	74	-24.24	32	106	V
5	* 5.46	27.73	RMS	34.6	-21	0	41.33	54	-12.67	-	-	32	106	V
3	5.47	36.5	Pk	34.6	-20.9	0	50.2	-	-	68.2	-18	32	106	V
4	5.47	38.99	Pk	34.6	-20.8	0	52.79	-	-	68.2	-15.41	32	106	V

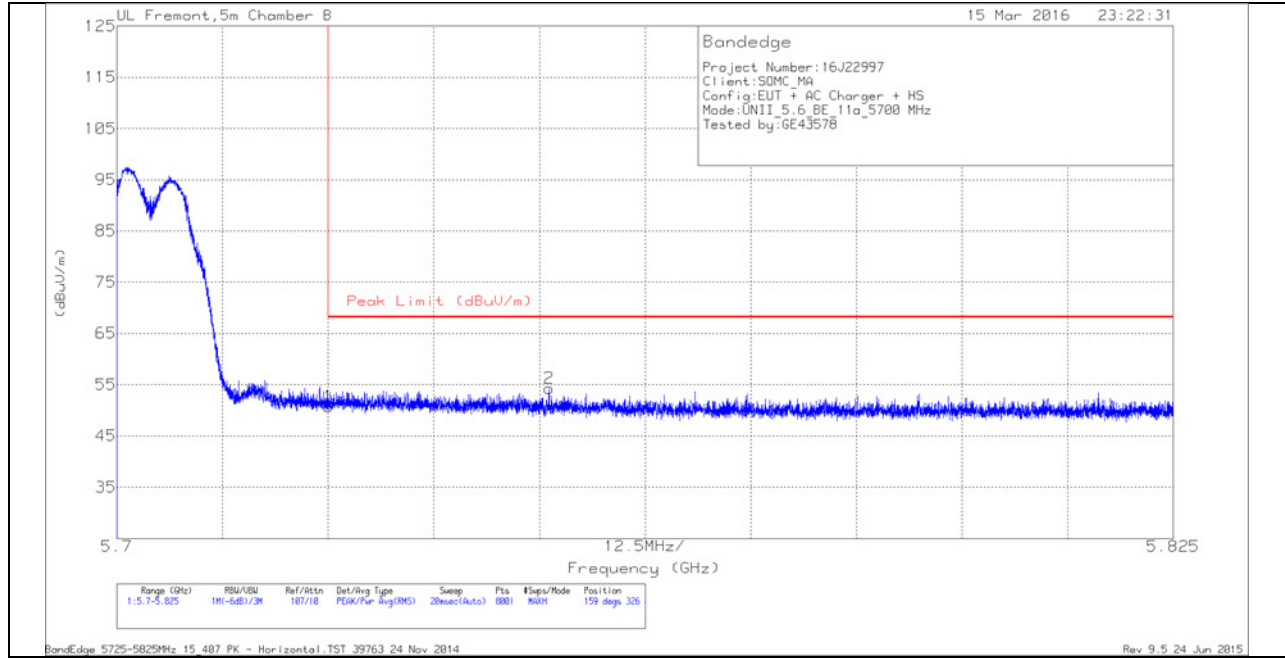
* - indicates frequency in CFR15.205/IC 8.10 Restricted Band

Pk - Peak detector

RMS - RMS detection

AUTHORIZED BANDEDGE (HIGH CHANNEL)

HORIZONTAL PEAK AND AVERAGE PLOT



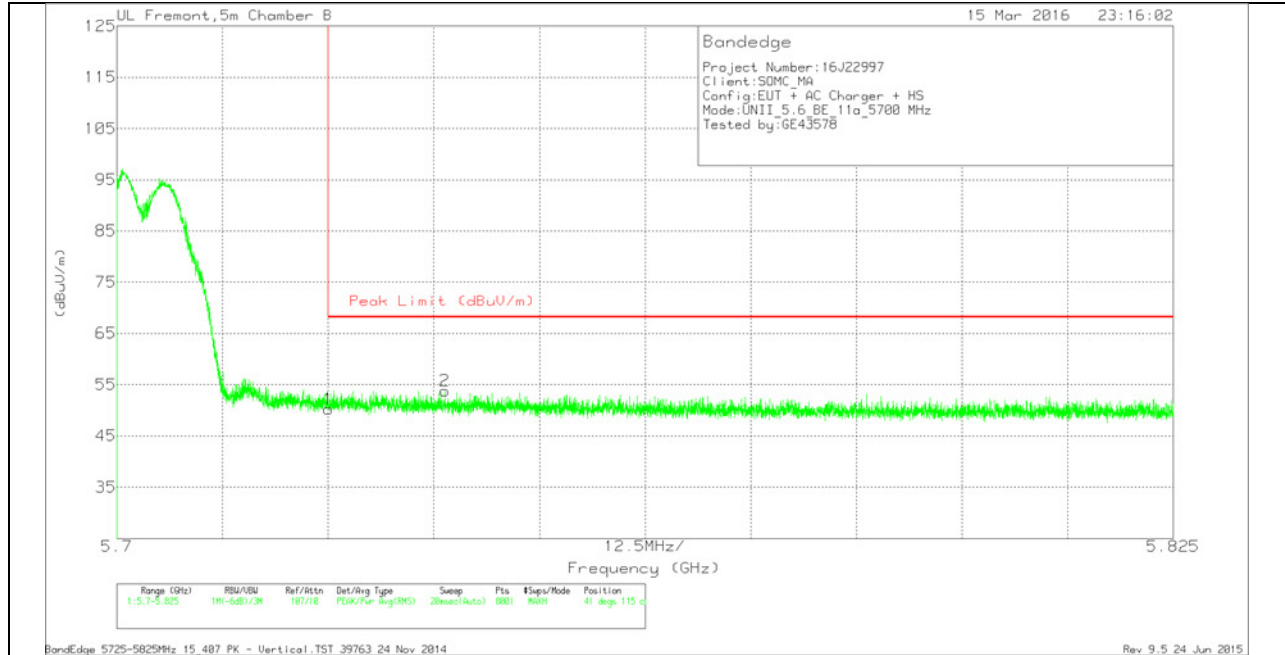
HORIZONTAL DATA

Trace Markers

Marker	Frequency (GHz)	Meter Reading (dBuV)	Det	AFT344 (dB/m)	Amp/Cbl/Fit r/Pad (dB)	Corrected Reading (dBuV/m)	Peak Limit (dBuV/m)	PK Margin (dB)	Azimuth (Degs)	Height (cm)	Polarity
1	5.725	37.55	Pk	34.9	-21.7	50.75	68.2	-17.45	159	326	H
2	5.751	41.09	Pk	34.9	-21.7	54.29	68.2	-13.91	159	326	H

Pk - Peak detector

VERTICAL PEAK AND AVERAGE PLOT



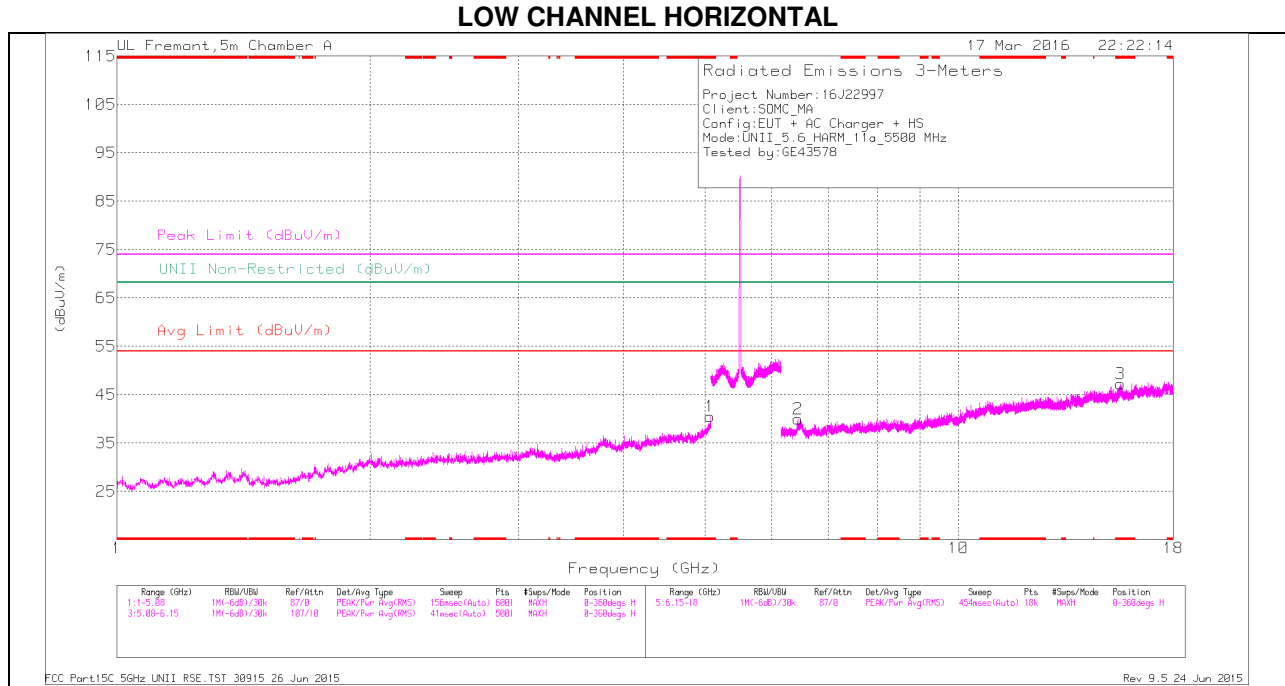
VERTICAL DATA

Trace Markers

Marker	Frequency (GHz)	Meter Reading (dBuV)	Det	AF T344 (dB/m)	Amp/Cbl/Flt r/Pad (dB)	Corrected Reading (dBuV/m)	Peak Limit (dBuV/m)	PK Margin (dB)	Azimuth (Degs)	Height (cm)	Polarity
1	5.725	37.03	Pk	34.9	-21.7	50.23	68.2	-17.97	41	115	V
2	5.739	40.61	Pk	34.9	-21.7	53.81	68.2	-14.39	41	115	V

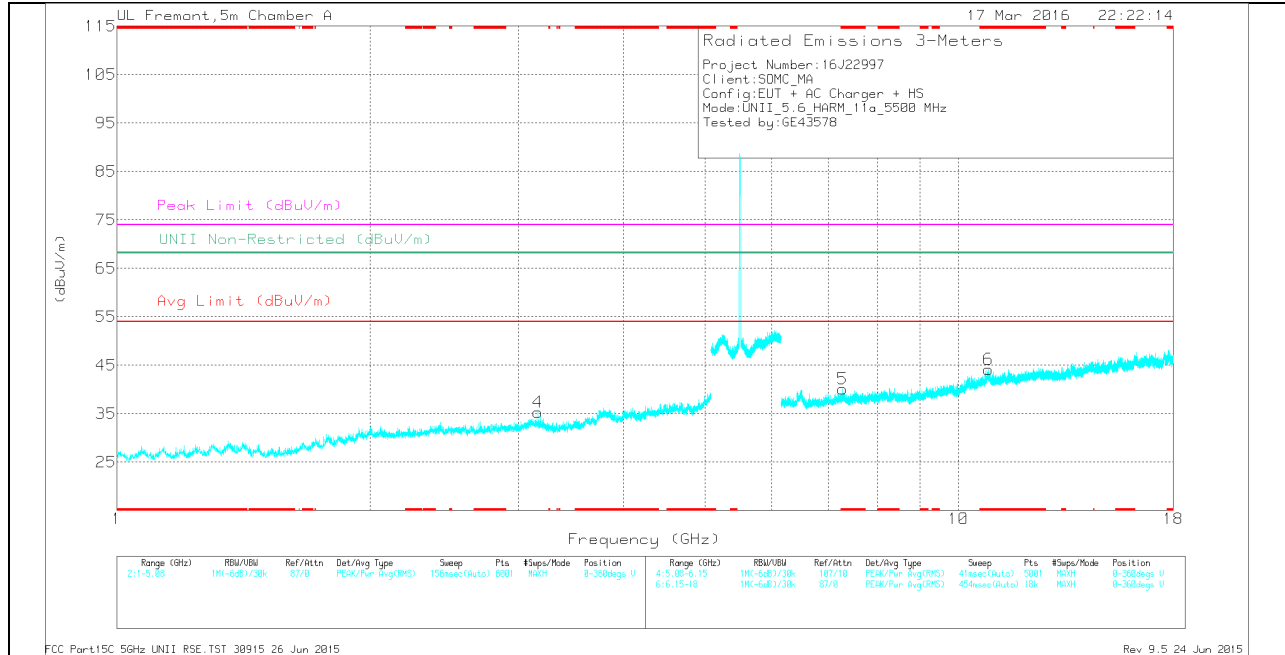
Pk - Peak detector

HARMONICS AND SPURIOUS EMISSIONS



Note: Emission was scanned up to 40GHz; No emissions were detected above the noise floor which was at least 20dB below the specification limit.

LOW CHANNEL VERTICAL



Note: Emission was scanned up to 40GHz; No emissions were detected above the noise floor which was at least 20dB below the specification limit.

LOW CHANNEL DATA

TRACE MARKERS

Marker	Frequency (GHz)	Meter Reading (dBuV)	Det	AF T346 (dB/m)	Amp/Cbl/Filr/Pad (dB)	DC Corr (dB)	Corrected Reading (dBuV/m)	Avg Limit (dBuV/m)	Margin (dB)	Peak Limit (dBuV/m)	PK Margin (dB)	UNII Non-Restricted (dBuV/m)	PK Margin (dB)	Azimuth (Degs)	Height (cm)	Polarity
1	* 5.065	33.43	Pk	34.3	-27.2	0	40.53	-	-	74	-33.47	-	-	0-360	201	H
3	* 15.575	28.53	Pk	40.2	-21.5	0	47.23	-	-	74	-26.77	-	-	0-360	201	H
5	* 7.283	30.61	Pk	35.7	-26.2	0	40.11	-	-	74	-33.89	-	-	0-360	200	V
6	* 10.85	28.39	Pk	37.8	-22	0	44.19	-	-	74	-29.81	-	-	0-360	100	V
4	3.164	34.62	Pk	33.3	-32.6	0	35.32	-	-	-	-	68.2	-32.88	0-360	200	V
2	6.444	31.17	Pk	35.6	-26.8	0	39.97	-	-	-	-	68.2	-28.23	0-360	100	H

* - indicates frequency in CFR15.205/IC 8.10 Restricted Band

PK - Peak detector

RADIATED EMISSIONS

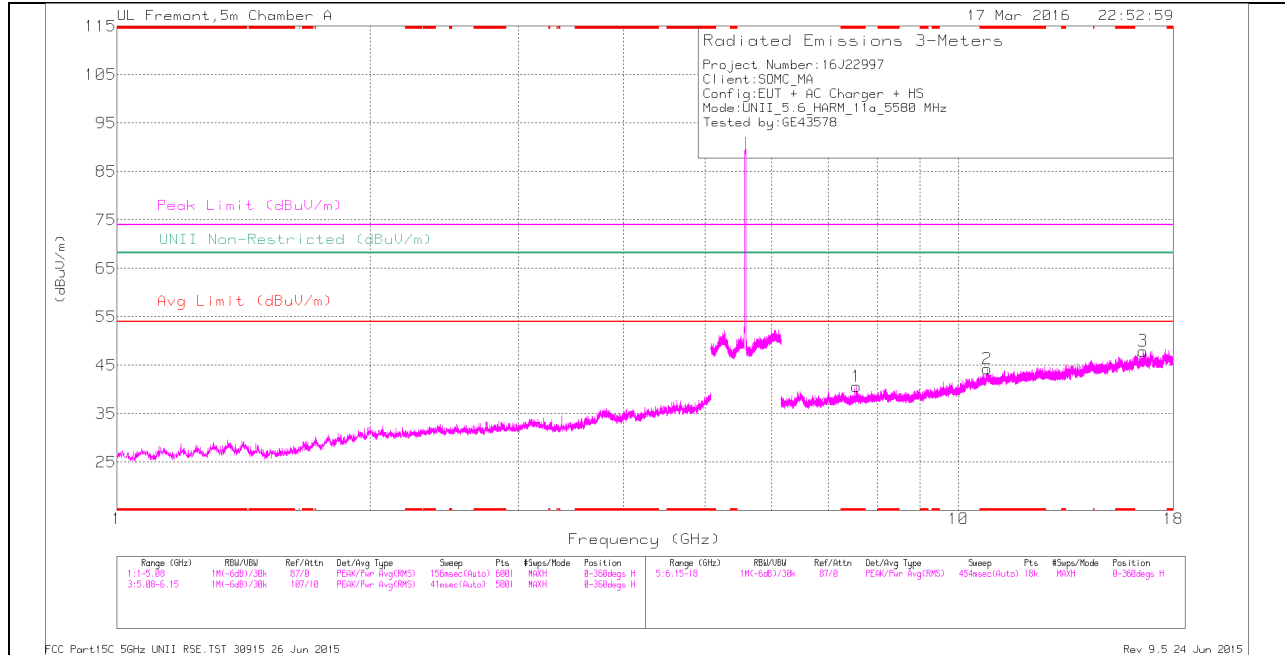
Frequency (GHz)	Meter Reading (dBuV)	Det	AF T346 (dB/m)	Amp/Cbl/Filr/Pad (dB)	DC Corr (dB)	Corrected Reading (dBuV/m)	Avg Limit (dBuV/m)	Margin (dB)	Peak Limit (dBuV/m)	PK Margin (dB)	UNII Non-Restricted (dBuV/m)	PK Margin (dB)	Azimuth (Degs)	Height (cm)	Polarity
* 5.065	40.96	PK-U	34.3	-27.2	0	48.06	-	-	74	-25.94	-	-	115	202	H
* 5.064	28.99	ADR	34.3	-27.2	0	36.09	54	-17.91	-	-	-	-	115	202	H
* 15.575	35.93	PK-U	40.2	-21.4	0	54.73	-	-	74	-19.27	-	-	342	202	H
* 15.575	24.63	ADR	40.2	-21.5	0	43.33	54	-10.67	-	-	-	-	342	202	H
* 7.282	39.02	PK-U	35.7	-26.2	0	48.52	-	-	74	-25.48	-	-	271	202	V
* 7.282	26.63	ADR	35.7	-26.2	0	36.13	54	-17.87	-	-	-	-	271	202	V
* 10.849	35.57	PK-U	37.8	-22	0	51.37	-	-	74	-22.63	-	-	51	100	V
* 10.85	24.24	ADR	37.8	-22	0	40.04	54	-13.96	-	-	-	-	51	100	V
3.163	41.64	PK-U	33.3	-32.6	0	42.34	-	-	-	-	68.2	-25.86	184	202	V
6.443	38.85	PK-U	35.6	-26.8	0	47.65	-	-	-	-	68.2	-20.55	267	100	H

* - indicates frequency in CFR15.205/IC 8.10 Restricted Band

PK-U - U-NII: Maximum Peak

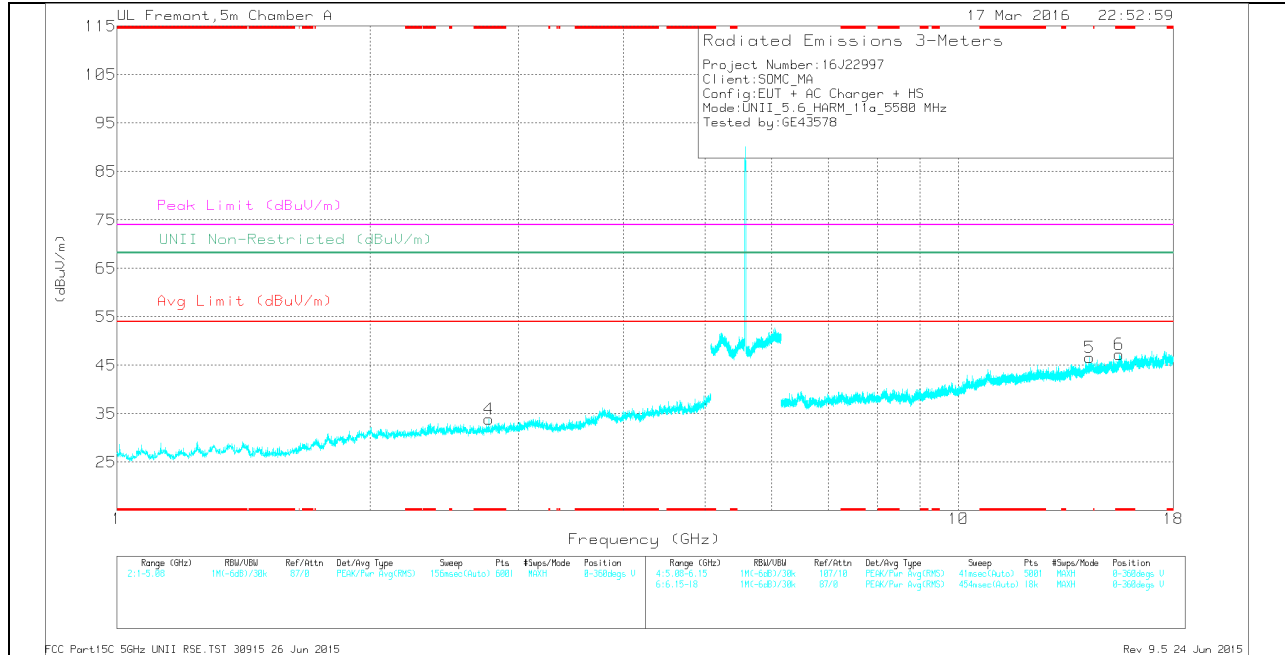
ADR - U-NII AD primary method, RMS average

MID CHANNEL HORIZONTAL



Note: Emission was scanned up to 40GHz; No emissions were detected above the noise floor which was at least 20dB below the specification limit.

MID CHANNEL VERTICAL



Note: Emission was scanned up to 40GHz; No emissions were detected above the noise floor which was at least 20dB below the specification limit.

MID CHANNEL DATA

TRACE MARKERS

Marker	Frequency (GHz)	Meter Reading (dBuV)	Det	AF T346 (db/m)	Amp/Cbl/Filtr/Pad (dB)	DC Corr (dB)	Corrected Reading (dBuV/m)	Avg Limit (dBuV/m)	Margin (dB)	Peak Limit (dBuV/m)	PK Margin (dB)	UNII Non-Restricted (dBuV/m)	PK Margin (dB)	Azimuth (Degs)	Height (cm)	Polarity
4	* 2.767	35.07	Pk	32.6	-33.8	0	33.87	-	-	74	-40.13	-	-	0-360	200	V
1	* 7.57	30.33	Pk	35.9	-25.6	0	40.63	-	-	74	-33.37	-	-	0-360	201	H
2	* 10.826	28.53	Pk	37.8	-22	0	44.33	-	-	74	-29.67	-	-	0-360	100	H
6	* 15.525	28.54	Pk	40.1	-21.4	0	47.24	-	-	74	-26.76	-	-	0-360	100	V
5	14.305	29.49	Pk	39.3	-22.2	0	46.59	-	-	-	-	68.2	-21.61	0-360	100	V
3	16.572	29.57	Pk	41.3	-22.9	0	47.97	-	-	-	-	68.2	-20.23	0-360	100	H

* - indicates frequency in CFR15.205/IC 8.10 Restricted Band

PK - Peak detector

RADIATED EMISSIONS

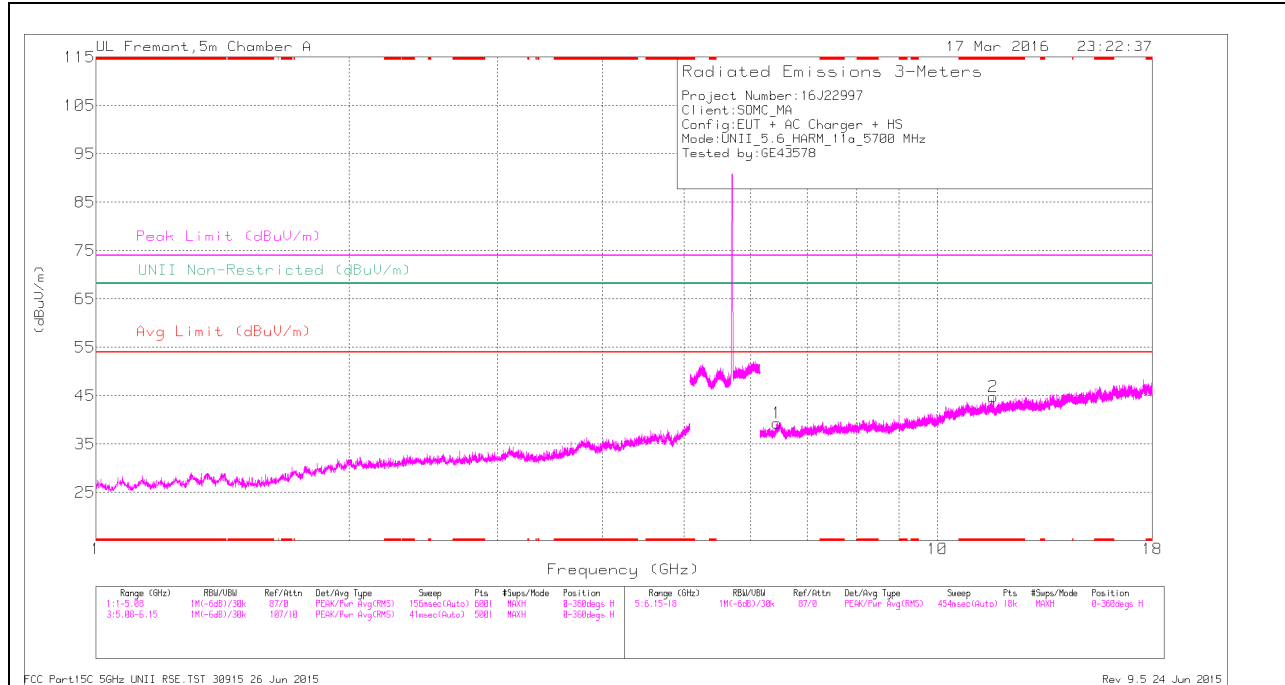
Frequency (GHz)	Meter Reading (dBuV)	Det	AF T346 (db/m)	Amp/Cbl/Filtr/Pad (dB)	DC Corr (dB)	Corrected Reading (dBuV/m)	Avg Limit (dBuV/m)	Margin (dB)	Peak Limit (dBuV/m)	PK Margin (dB)	UNII Non-Restricted (dBuV/m)	PK Margin (dB)	Azimuth (Degs)	Height (cm)	Polarity
* 2.767	42.56	PK-U	32.6	-33.8	0	41.36	-	-	74	-32.64	-	-	79	201	V
* 2.767	30.63	ADR	32.6	-33.8	0	29.43	54	-24.57	-	-	-	-	79	201	V
* 7.57	37.32	PK-U	35.9	-25.6	0	47.62	-	-	74	-26.38	-	-	113	201	H
* 7.569	25.79	ADR	35.9	-25.7	0	35.99	54	-18.01	-	-	-	-	113	201	H
* 10.827	35.55	PK-U	37.8	-22	0	51.35	-	-	74	-22.65	-	-	167	100	H
* 10.825	24.5	ADR	37.8	-22	0	40.3	54	-13.7	-	-	-	-	167	100	H
* 15.525	35.31	PK-U	40.1	-21.4	0	54.01	-	-	74	-19.99	-	-	34	100	V
* 15.525	24.13	ADR	40.1	-21.4	0	42.83	54	-11.17	-	-	-	-	34	100	V
14.306	35.76	PK-U	39.3	-22.2	0	52.86	-	-	-	-	68.2	-15.34	68	100	V
16.574	36.15	PK-U	41.3	-22.9	0	54.55	-	-	-	-	68.2	-13.65	137	100	H

* - indicates frequency in CFR15.205/IC 8.10 Restricted Band

PK-U - U-NII: Maximum Peak

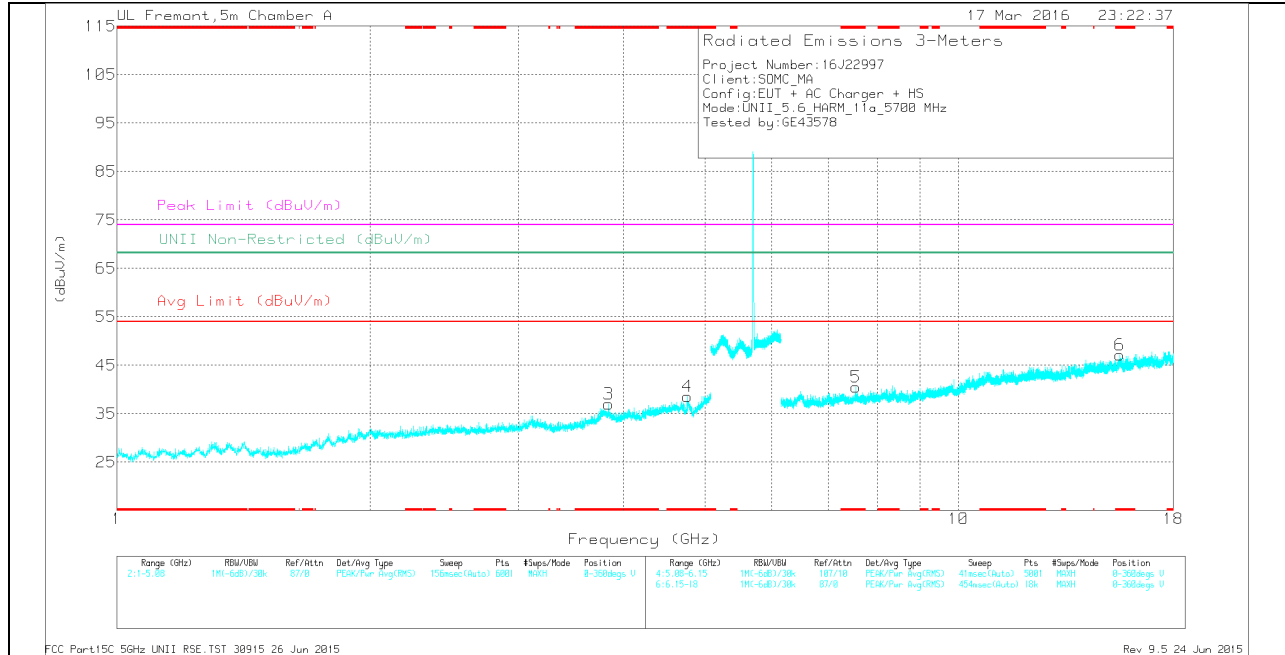
ADR - U-NII AD primary method, RMS average

HIGH CHANNEL HORIZONTAL



Note: Emission was scanned up to 40GHz; No emissions were detected above the noise floor which was at least 20dB below the specification limit.

HIGH CHANNEL VERTICAL



Note: Emission was scanned up to 40GHz; No emissions were detected above the noise floor which was at least 20dB below the specification limit.

HIGH CHANNEL DATA

TRACE MARKERS

Marker	Frequency (GHz)	Meter Reading (dBuV)	Det	AF T346 (db/m)	Amp/Cbl/Filtr/Pad (dB)	DC Corr (dB)	Corrected Reading (dBuV/m)	Avg Limit (dBuV/m)	Margin (dB)	Peak Limit (dBuV/m)	PK Margin (dB)	UNII Non-Restricted (dBuV/m)	PK Margin (dB)	Azimuth (Degs)	Height (cm)	Polarity
3	* 3.839	35.18	Pk	33.6	-31.8	0	36.98	-	-	74	-37.02	-	-	0-360	200	V
4	* 4.767	34.33	Pk	34.3	-30.1	0	38.53	-	-	74	-35.47	-	-	0-360	100	V
2	* 11.642	28.77	Pk	38.4	-22.4	0	44.77	-	-	74	-29.23	-	-	0-360	100	H
5	* 7.556	30.54	Pk	35.8	-25.8	0	40.54	-	-	74	-33.46	-	-	0-360	100	V
6	* 15.56	27.98	Pk	40.2	-21	0	47.18	-	-	74	-26.82	-	-	0-360	200	V
1	6.442	30.58	Pk	35.6	-26.8	0	39.38	-	-	-	-	68.2	-28.82	0-360	201	H

* - indicates frequency in CFR15.205/IC 8.10 Restricted Band

PK - Peak detector

RADIATED EMISSIONS

Frequency (GHz)	Meter Reading (dBuV)	Det	AF T346 (db/m)	Amp/Cbl/Filtr/Pad (dB)	DC Corr (dB)	Corrected Reading (dBuV/m)	Avg Limit (dBuV/m)	Margin (dB)	Peak Limit (dBuV/m)	PK Margin (dB)	UNII Non-Restricted (dBuV/m)	PK Margin (dB)	Azimuth (Degs)	Height (cm)	Polarity
* 3.839	42.21	PK-U	33.6	-31.8	0	44.01	-	-	74	-29.99	-	-	51	201	V
* 3.84	30.91	ADR	33.6	-31.8	0	32.71	54	-21.29	-	-	-	-	51	201	V
* 4.767	41.15	PK-U	34.3	-30.1	0	45.35	-	-	74	-28.65	-	-	29	100	V
* 4.768	29.72	ADR	34.3	-30.1	0	33.92	54	-20.08	-	-	-	-	29	100	V
* 11.641	35.23	PK-U	38.4	-22.4	0	51.23	-	-	74	-22.77	-	-	155	100	H
* 11.642	24.02	ADR	38.4	-22.4	0	40.02	54	-13.98	-	-	-	-	155	100	H
* 7.555	37.13	PK-U	35.8	-25.8	0	47.13	-	-	74	-26.87	-	-	178	100	V
* 7.555	25.94	ADR	35.8	-25.8	0	35.94	54	-18.06	-	-	-	-	178	100	V
* 15.56	36.24	PK-U	40.1	-21	0	55.34	-	-	74	-18.66	-	-	321	201	V
* 15.561	24.46	ADR	40.2	-21	0	43.66	54	-10.34	-	-	-	-	321	201	V
6.441	38.5	PK-U	35.6	-26.9	0	47.2	-	-	-	-	68.2	-21	98	202	H

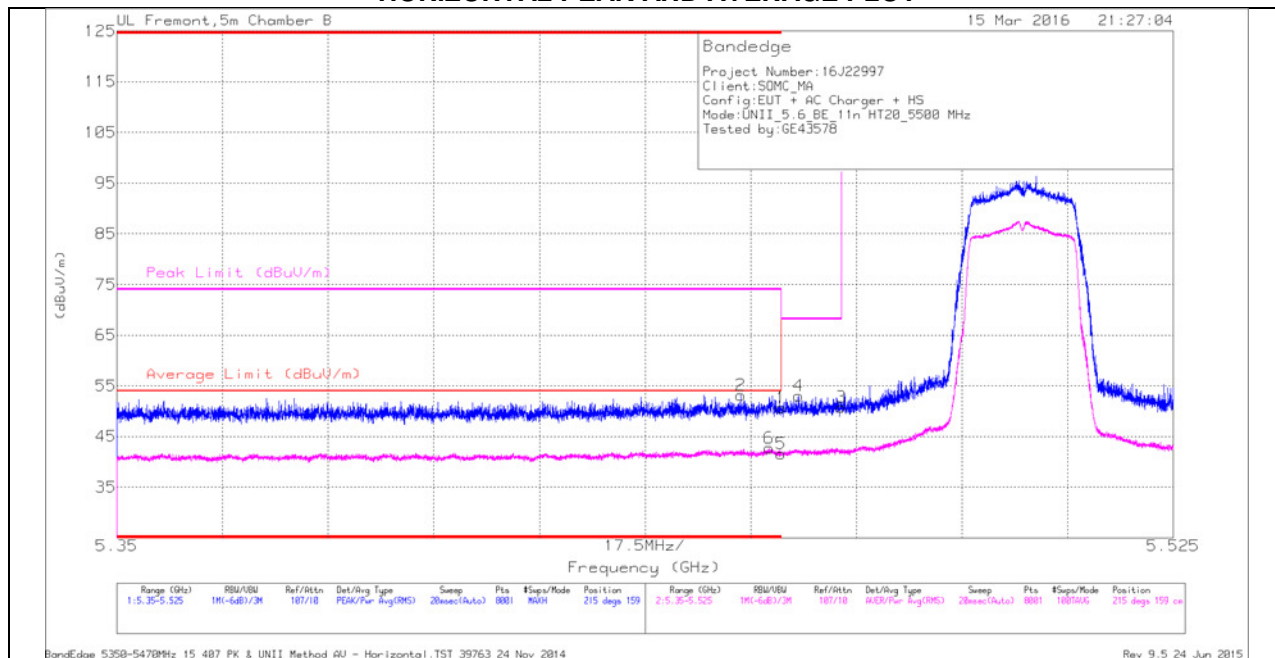
* - indicates frequency in CFR15.205/IC 8.10 Restricted Band

PK-U - U-NII: Maximum Peak

ADR - U-NII AD primary method, RMS average

9.3.2. TX ABOVE 1 GHz 802.11n HT20 MODE IN THE 5.5 GHz BAND RESTRICTED BANDEDGE (LOW CHANNEL)

HORIZONTAL PEAK AND AVERAGE PLOT



HORIZONTAL DATA

Trace Markers

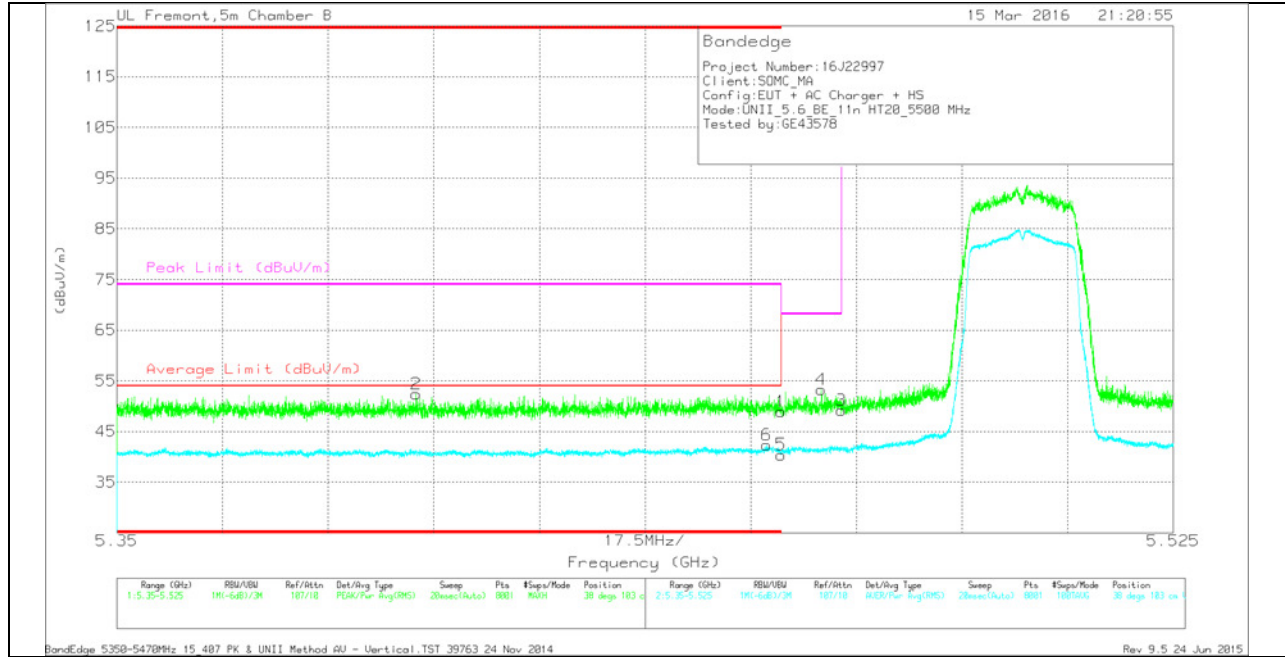
Marker	Frequency (GHz)	Meter Reading (dBuV)	Det	AF T344 (dB/m)	Amp/Cb/Filter/Pad (dB)	DC Corr (dB)	Corrected Reading (dBuV/m)	Average Limit (dBuV/m)	Margin (dB)	Peak Limit (dBuV/m)	PK Margin (dB)	Azimuth (Degs)	Height (cm)	Polarity
2	* 5.453	39.3	Pk	34.6	-20.7	0	53.2	-	-	74	-20.8	215	159	H
6	* 5.458	28.57	RMS	34.6	-20.5	0	42.67	54	-11.33	-	-	215	159	H
1	* 5.46	37.01	Pk	34.6	-21	0	50.61	-	-	74	-23.39	215	159	H
5	* 5.46	27.98	RMS	34.6	-21	0	41.58	54	-12.42	-	-	215	159	H
4	5.463	38.99	Pk	34.6	-20.6	0	52.99	-	-	68.2	-15.21	215	159	H
3	5.47	37.06	Pk	34.6	-20.9	0	50.76	-	-	68.2	-17.44	215	159	H

* - indicates frequency in CFR15.205/IC 8.10 Restricted Band

Pk - Peak detector

RMS - RMS detection

VERTICAL PEAK AND AVERAGE PLOT



VERTICAL DATA

Trace Markers

Marker	Frequency (GHz)	Meter Reading (dBuV)	Det	AF T344 (dB/m)	Amp/Cbl/Fit r/Pad (dB)	DC Corr (dB)	Corrected Reading (dBuV/m)	Average Limit (dBuV/m)	Margin (dB)	Peak Limit (dBuV/m)	PK Margin (dB)	Azimuth (Degs)	Height (cm)	Polarity
2	* 5.4	38.06	Pk	34.5	-20.2	0	52.36	-	-	74	-21.64	38	103	V
6	* 5.458	28.29	RMS	34.6	-20.6	0	42.29	54	-11.71	-	-	38	103	V
1	* 5.46	35.29	Pk	34.6	-21	0	48.89	-	-	74	-25.11	38	103	V
5	* 5.46	26.82	RMS	34.6	-21	0	40.42	54	-13.58	-	-	38	103	V
4	5.467	39.55	Pk	34.6	-20.9	0	53.25	-	-	68.2	-14.95	38	103	V
3	5.47	35.45	Pk	34.6	-20.9	0	49.15	-	-	68.2	-19.05	38	103	V

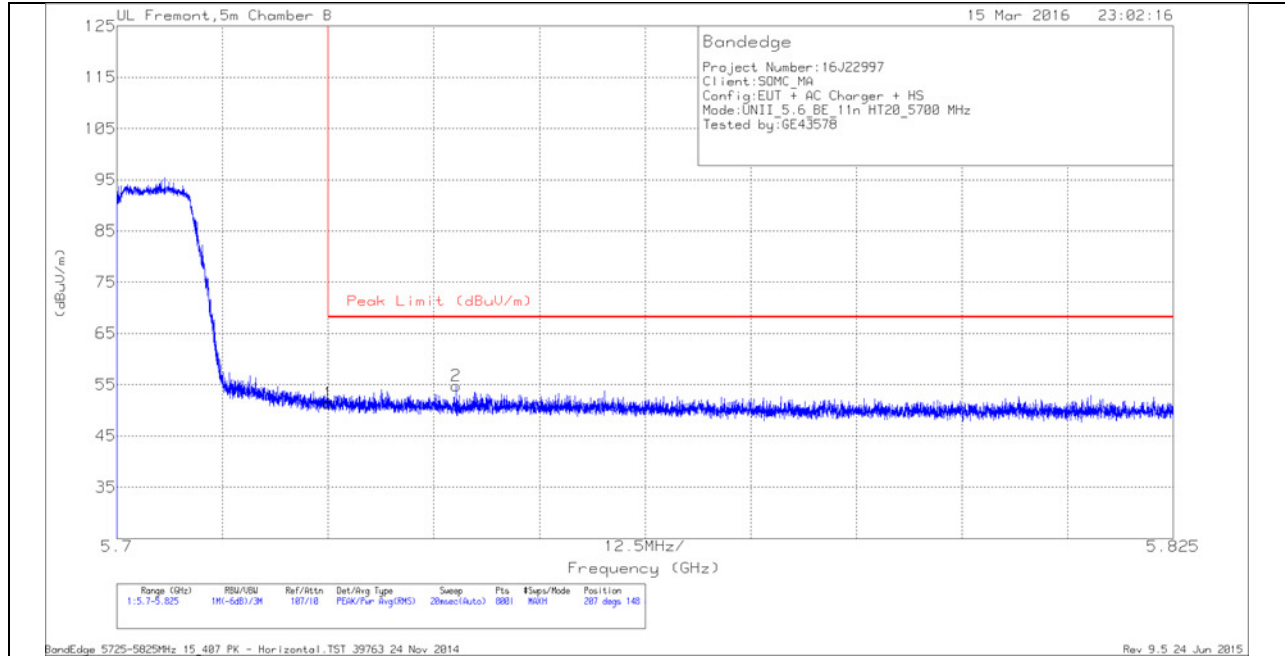
* - indicates frequency in CFR15.205/IC 8.10 Restricted Band

Pk - Peak detector

RMS - RMS detection

AUTHORIZED BANDEDGE (HIGH CHANNEL)

HORIZONTAL PEAK AND AVERAGE PLOT



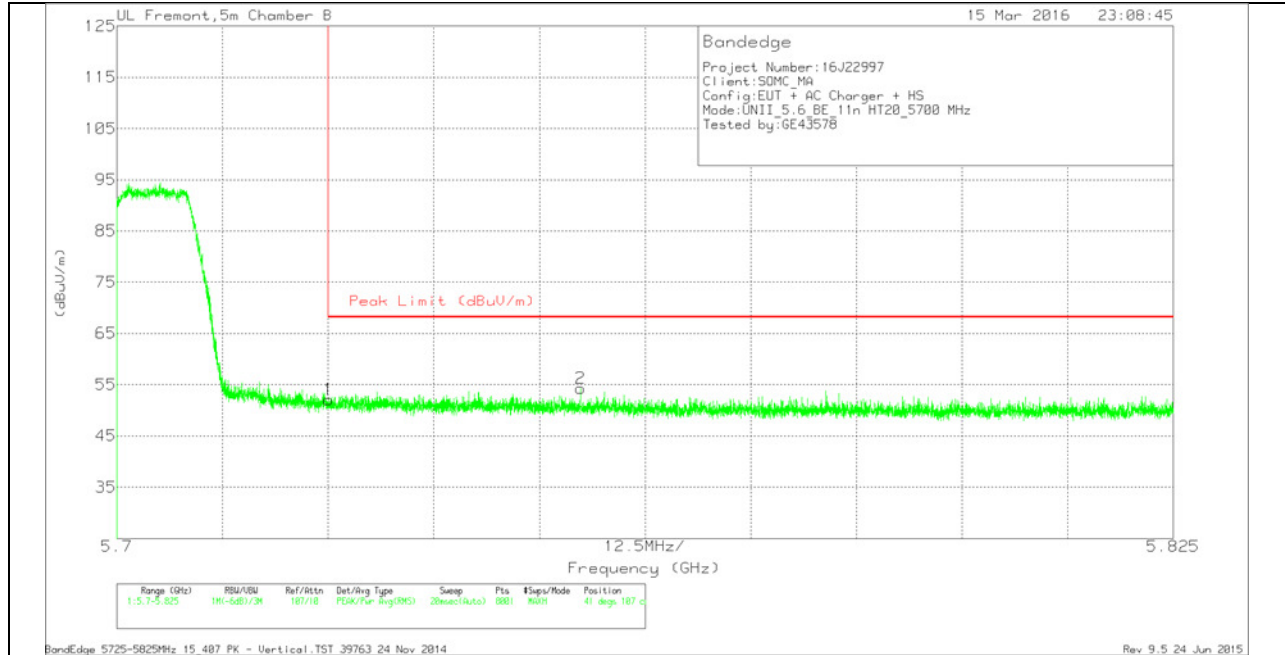
HORIZONTAL DATA

Trace Markers

Marker	Frequency (GHz)	Meter Reading (dBuV)	Det	AFT344 (dB/m)	Amp/Cbl/Flt r/Pad (dB)	Corrected Reading (dBuV/m)	Peak Limit (dBuV/m)	PK Margin (dB)	Azimuth (Degs)	Height (cm)	Polarity
1	5.725	38.09	Pk	34.9	-21.7	51.29	68.2	-16.91	207	148	H
2	5.74	41.66	Pk	34.9	-21.8	54.76	68.2	-13.44	207	148	H

Pk - Peak detector

VERTICAL PEAK AND AVERAGE PLOT



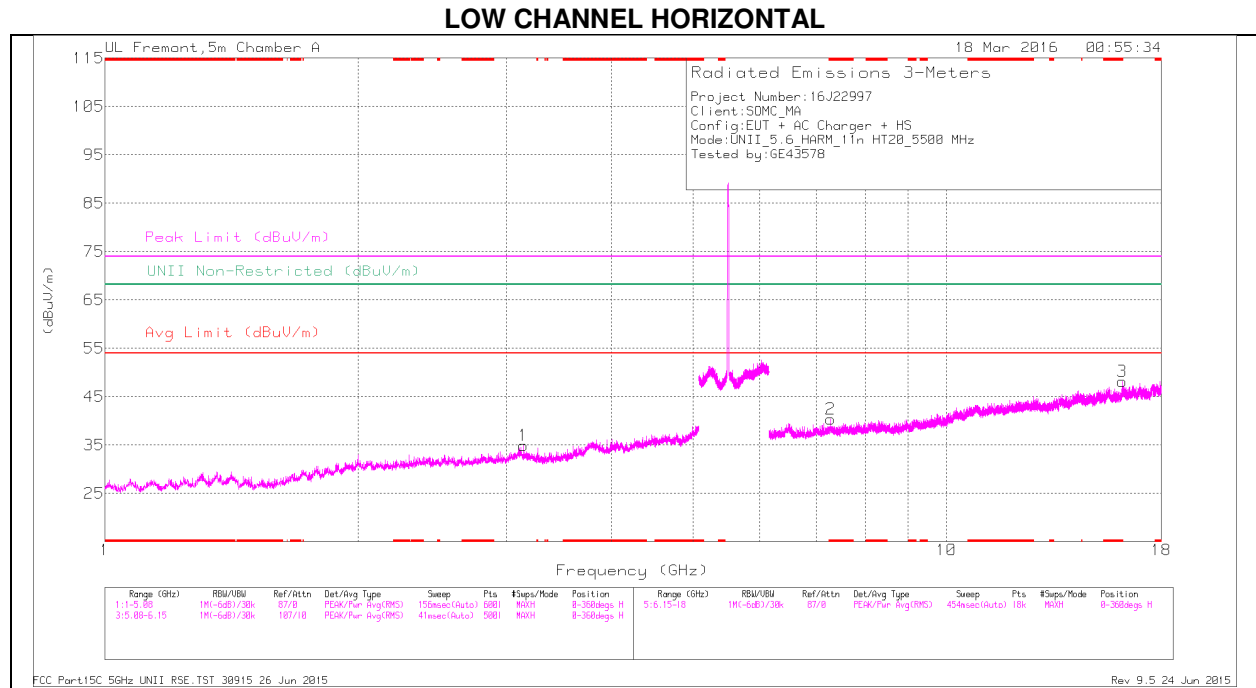
VERTICAL DATA

Trace Markers

Marker	Frequency (GHz)	Meter Reading (dBuV)	Det	AF T344 (dB/m)	Amp/Cbl/Flt r/Pad (dB)	Corrected Reading (dBuV/m)	Peak Limit (dBuV/m)	PK Margin (dB)	Azimuth (Degs)	Height (cm)	Polarity
1	5.725	38.89	Pk	34.9	-21.7	52.09	68.2	-16.11	41	107	V
2	5.755	41.09	Pk	34.9	-21.7	54.29	68.2	-13.91	41	107	V

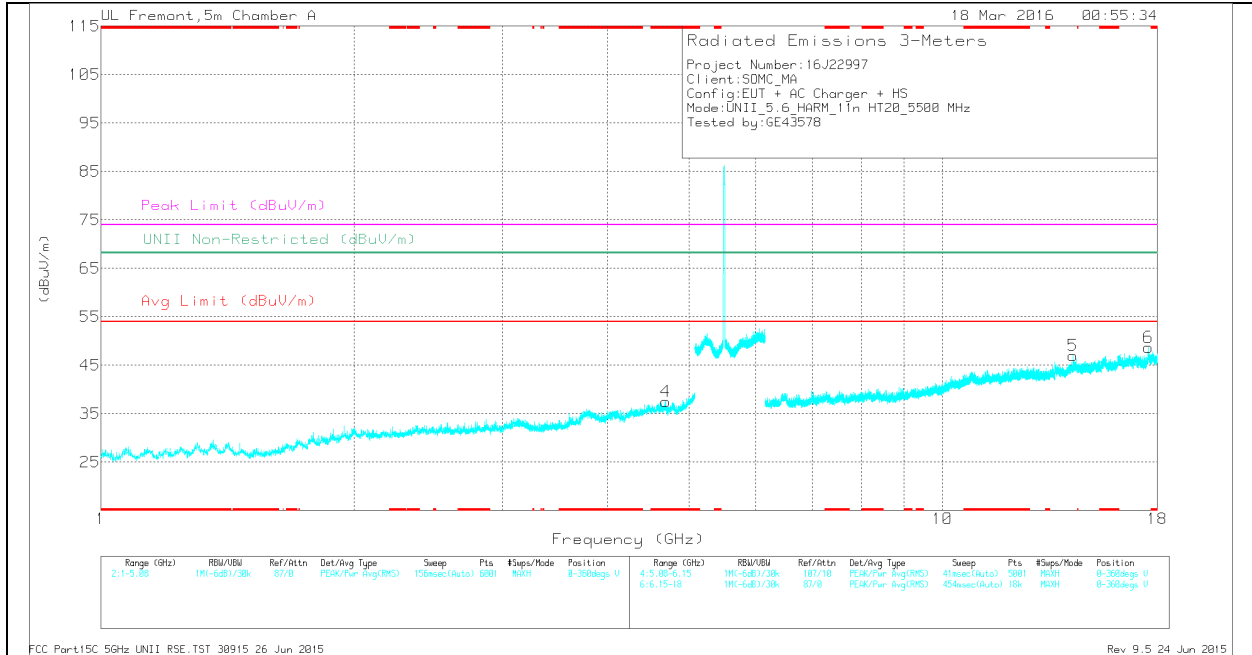
Pk - Peak detector

HARMONICS AND SPURIOUS EMISSIONS



Note: Emission was scanned up to 40GHz; No emissions were detected above the noise floor which was at least 20dB below the specification limit.

LOW CHANNEL VERTICAL



Note: Emission was scanned up to 40GHz; No emissions were detected above the noise floor which was at least 20dB below the specification limit.

LOW CHANNEL DATA

TRACE MARKERS

Marker	Frequency (GHz)	Meter Reading (dBuV)	Det	AF T346 (db/m)	Amp/Cbl/Filtr/Pad (dB)	DC Corr (dB)	Corrected Reading (dBuV/m)	Avg Limit (dBuV/m)	Margin (dB)	Peak Limit (dBuV/m)	PK Margin (dB)	UNII Non-Restricted (dBuV/m)	PK Margin (dB)	Azimuth (Degs)	Height (cm)	Polarity
4	* 4.692	33.52	Pk	34.4	-30.4	0	37.52	-	-	74	-36.48	-	-	0-360	100	V
2	* 7.284	30.93	Pk	35.7	-26.2	0	40.43	-	-	74	-33.57	-	-	0-360	201	H
3	* 16.163	29.62	Pk	40.8	-22.3	0	48.12	-	-	74	-25.88	-	-	0-360	201	H
1	3.141	34.12	Pk	33.3	-32.5	0	34.92	-	-	-	-	68.2	-33.28	0-360	100	H
5	14.289	29.84	Pk	39.3	-22.2	0	46.94	-	-	-	-	68.2	-21.26	0-360	100	V
6	17.567	28.83	Pk	40.9	-21.1	0	48.63	-	-	-	-	68.2	-19.57	0-360	100	V

* - indicates frequency in CFR15.205/IC 8.10 Restricted Band

PK - Peak detector

RADIATED EMISSIONS

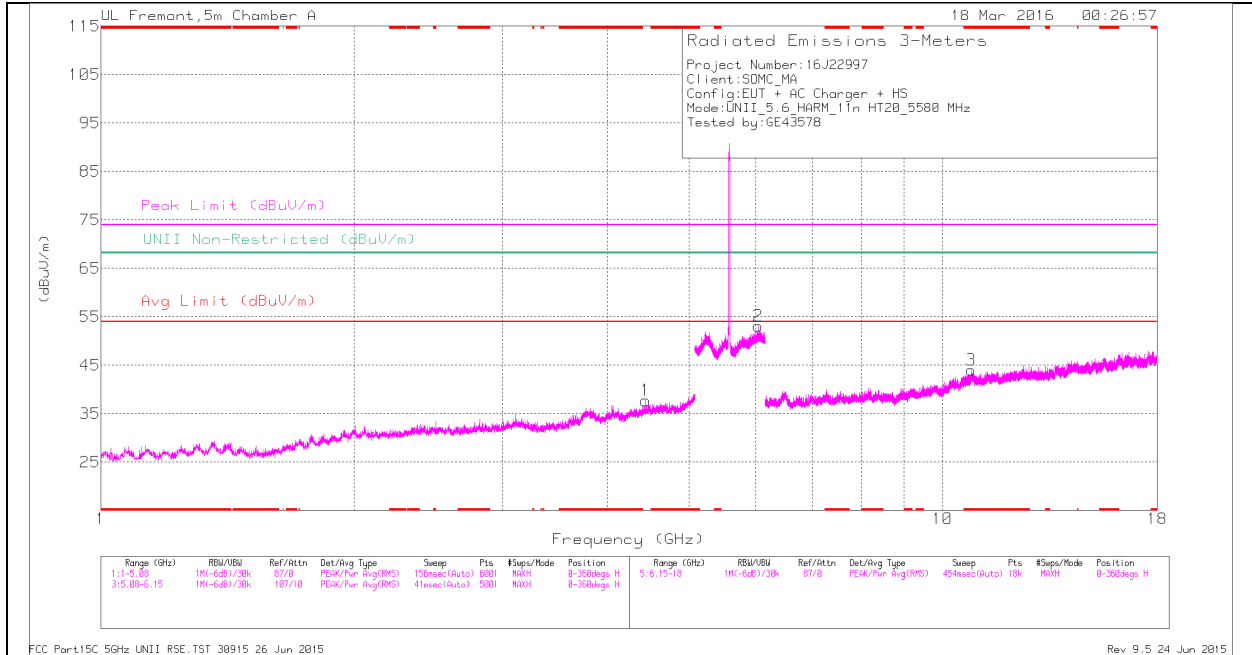
Frequency (GHz)	Meter Reading (dBuV)	Det	AF T346 (db/m)	Amp/Cbl/Filtr/Pad (dB)	DC Corr (dB)	Corrected Reading (dBuV/m)	Avg Limit (dBuV/m)	Margin (dB)	Peak Limit (dBuV/m)	PK Margin (dB)	UNII Non-Restricted (dBuV/m)	PK Margin (dB)	Azimuth (Degs)	Height (cm)	Polarity
* 4.693	42.04	PK-U	34.5	-30.4	0	46.14	-	-	74	-27.86	-	-	111	100	V
* 4.693	30.1	ADR	34.5	-30.4	0	34.2	54	-19.8	-	-	-	-	111	100	V
* 7.283	38.51	PK-U	35.7	-26.2	0	48.01	-	-	74	-25.99	-	-	137	202	H
* 7.284	26.61	ADR	35.7	-26.2	0	36.11	54	-17.89	-	-	-	-	137	202	H
* 16.164	36.04	PK-U	40.8	-22.3	0	54.54	-	-	74	-19.46	-	-	56	202	H
* 16.164	24.86	ADR	40.8	-22.2	0	43.46	54	-10.54	-	-	-	-	56	202	H
3.14	41.14	PK-U	33.3	-32.5	0	41.94	-	-	-	-	68.2	-26.26	57	100	H
14.288	35.97	PK-U	39.3	-22.2	0	53.07	-	-	-	-	68.2	-15.13	209	100	V
17.567	37.07	PK-U	40.9	-21.1	0	56.87	-	-	-	-	68.2	-11.33	114	100	V

* - indicates frequency in CFR15.205/IC 8.10 Restricted Band

PK-U - U-NII: Maximum Peak

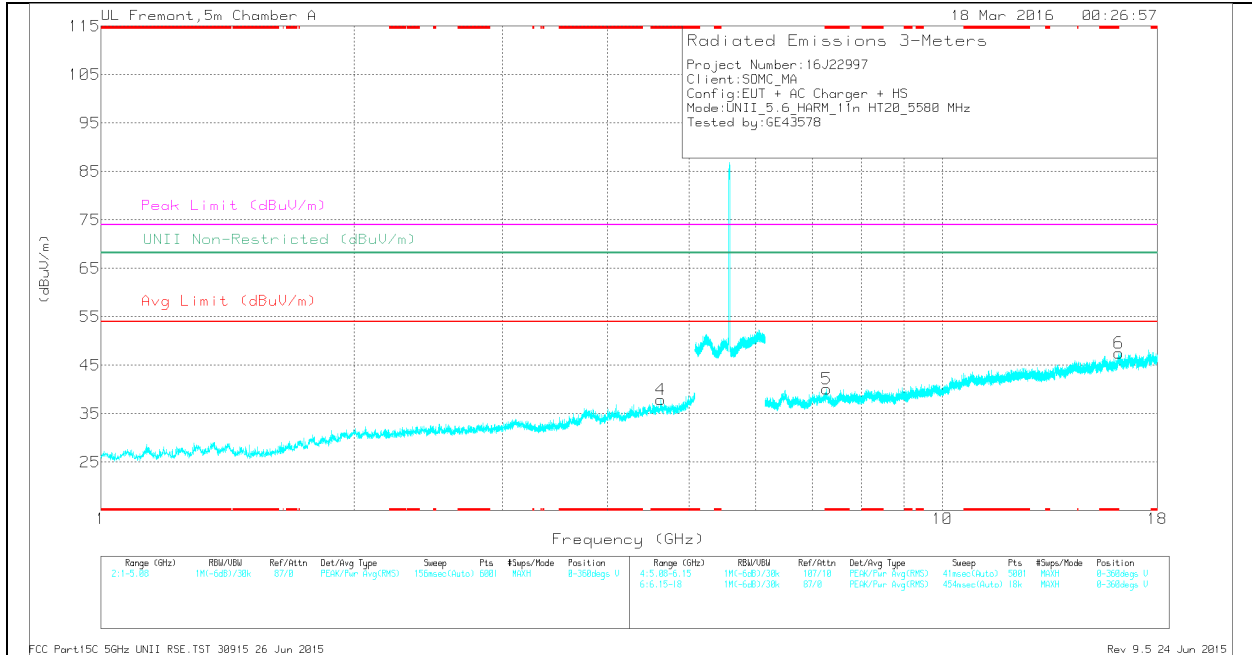
ADR - U-NII AD primary method, RMS average

MID CHANNEL HORIZONTAL



Note: Emission was scanned up to 40GHz; No emissions were detected above the noise floor which was at least 20dB below the specification limit.

MID CHANNEL VERTICAL



Note: Emission was scanned up to 40GHz; No emissions were detected above the noise floor which was at least 20dB below the specification limit.

MID CHANNEL DATA

TRACE MARKERS

Marker	Frequency (GHz)	Meter Reading (dBuV)	Det	AF T346 (db/m)	Amp/Cbl/Fltr/Pad (dB)	DC Corr (dB)	Corrected Reading (dBuV/m)	Avg Limit (dBuV/m)	Margin (dB)	Peak Limit (dBuV/m)	PK Margin (dB)	UNII Non-Restricted (dBuV/m)	PK Margin (dB)	Azimuth (Degs)	Height (cm)	Polarity
4	* 4.625	33.38	Pk	34.4	-29.9	0	37.88	-	-	74	-36.12	-	-	0-360	200	V
3	* 10.821	28.34	Pk	37.8	-22.1	0	44.04	-	-	74	-29.96	-	-	0-360	201	H
5	* 7.284	30.64	Pk	35.7	-26.2	0	40.14	-	-	74	-33.86	-	-	0-360	100	V
1	4.44	33.72	Pk	34.2	-30.2	0	37.72	-	-	-	-	68.2	-30.48	0-360	201	H
2	6.035	37.14	Pk	35.3	-19.3	0	53.14	-	-	-	-	68.2	-15.06	0-360	201	H
6	16.206	28.74	Pk	40.8	-22	0	47.54	-	-	-	-	68.2	-20.66	0-360	100	V

* - indicates frequency in CFR15.205/IC 8.10 Restricted Band

PK - Peak detector

RADIATED EMISSIONS

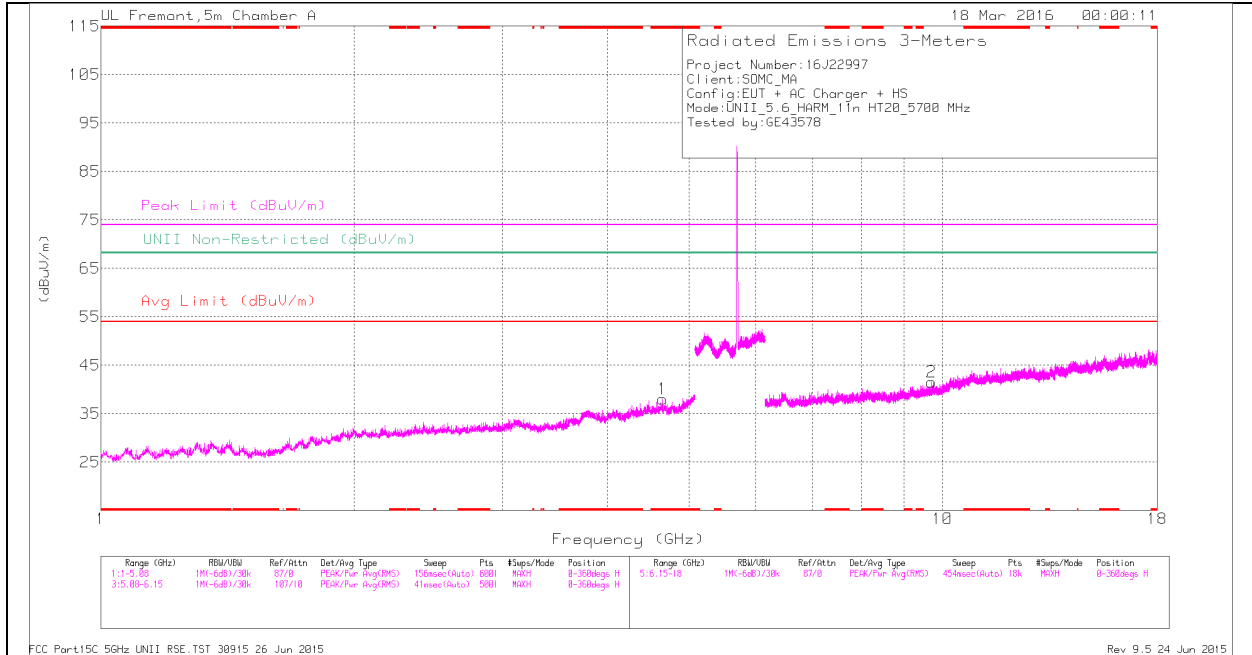
Frequency (GHz)	Meter Reading (dBuV)	Det	AF T346 (db/m)	Amp/Cbl/Fltr/Pad (dB)	DC Corr (dB)	Corrected Reading (dBuV/m)	Avg Limit (dBuV/m)	Margin (dB)	Peak Limit (dBuV/m)	PK Margin (dB)	UNII Non-Restricted (dBuV/m)	PK Margin (dB)	Azimuth (Degs)	Height (cm)	Polarity
* 4.624	41.52	PK-U	34.4	-29.9	0	46.02	-	-	74	-27.98	-	-	79	202	V
* 4.626	30.09	ADR	34.4	-29.9	0	34.59	54	-19.41	-	-	-	-	79	202	V
* 10.821	36.39	PK-U	37.8	-22.1	0	52.09	-	-	74	-21.91	-	-	109	202	H
* 10.821	24.5	ADR	37.8	-22.1	0	40.2	54	-13.8	-	-	-	-	109	202	H
* 7.284	37.63	PK-U	35.7	-26.1	0	47.23	-	-	74	-26.77	-	-	67	100	V
* 7.283	26.6	ADR	35.7	-26.2	0	36.1	54	-17.9	-	-	-	-	67	100	V
4.44	41.45	PK-U	34.2	-30.2	0	45.45	-	-	-	-	68.2	-22.75	31	202	H
6.036	43.85	PK-U	35.3	-19.3	0	59.85	-	-	-	-	68.2	-8.35	151	202	H
16.207	35.44	PK-U	40.8	-22	0	54.24	-	-	-	-	68.2	-13.96	165	100	V

* - indicates frequency in CFR15.205/IC 8.10 Restricted Band

PK-U - U-NII: Maximum Peak

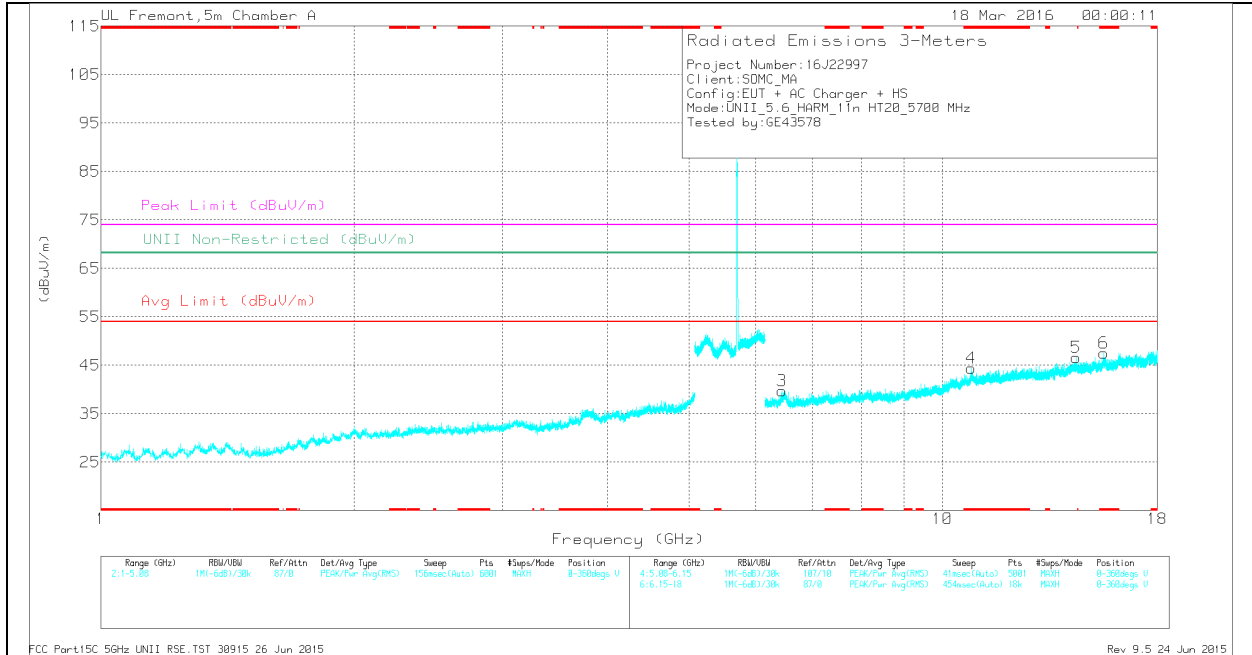
ADR - U-NII AD primary method, RMS average

HIGH CHANNEL HORIZONTAL



Note: Emission was scanned up to 40GHz; No emissions were detected above the noise floor which was at least 20dB below the specification limit.

HIGH CHANNEL VERTICAL



Note: Emission was scanned up to 40GHz; No emissions were detected above the noise floor which was at least 20dB below the specification limit.

HIGH CHANNEL DATA

TRACE MARKERS

Marker	Frequency (GHz)	Meter Reading (dBuV)	Det	AF T346 (db/m)	Amp/Cbl/Filtr/Pad (dB)	DC Corr (dB)	Corrected Reading (dBuV/m)	Avg Limit (dBuV/m)	Margin (dB)	Peak Limit (dBuV/m)	PK Margin (dB)	UNII Non-Restricted (dBuV/m)	PK Margin (dB)	Azimuth (Degs)	Height (cm)	Polarity
1	* 4.648	33.64	Pk	34.4	-30	0	38.04	-	-	74	-35.96	-	-	0-360	100	H
4	* 10.824	28.6	Pk	37.8	-22	0	44.4	-	-	74	-29.6	-	-	0-360	200	V
6	* 15.554	28.47	Pk	40.1	-21	0	47.57	-	-	74	-26.43	-	-	0-360	200	V
3	6.444	30.9	Pk	35.6	-26.8	0	39.7	-	-	-	-	68.2	-28.5	0-360	200	V
2	9.713	28.98	Pk	36.6	-24	0	41.58	-	-	-	-	68.2	-26.62	0-360	201	H
5	14.409	29.55	Pk	39.3	-22.2	0	46.65	-	-	-	-	68.2	-21.55	0-360	100	V

* - indicates frequency in CFR15.205/IC 8.10 Restricted Band

PK - Peak detector

RADIATED EMISSIONS

Frequency (GHz)	Meter Reading (dBuV)	Det	AF T346 (db/m)	Amp/Cbl/Filtr/Pad (dB)	DC Corr (dB)	Corrected Reading (dBuV/m)	Avg Limit (dBuV/m)	Margin (dB)	Peak Limit (dBuV/m)	PK Margin (dB)	UNII Non-Restricted (dBuV/m)	PK Margin (dB)	Azimuth (Degs)	Height (cm)	Polarity
* 4.648	40.22	PK-U	34.4	-30	0	44.62	-	-	74	-29.38	-	-	271	100	H
* 4.648	29.11	ADR	34.4	-30	0	33.51	54	-20.49	-	-	-	-	271	100	H
* 10.823	35.95	PK-U	37.8	-22	0	51.75	-	-	74	-22.25	-	-	189	202	V
* 10.823	24.45	ADR	37.8	-22	0	40.25	54	-13.75	-	-	-	-	189	202	V
* 15.554	35.71	PK-U	40.1	-21	0	54.81	-	-	74	-19.19	-	-	55	202	V
* 15.554	24.34	ADR	40.1	-21	0	43.44	54	-10.56	-	-	-	-	55	202	V
6.446	38.37	PK-U	35.6	-26.7	0	47.27	-	-	-	-	68.2	-20.93	164	202	V
9.714	35.27	PK-U	36.6	-24	0	47.87	-	-	-	-	68.2	-20.33	215	202	H
14.409	36.32	PK-U	39.3	-22.2	0	53.42	-	-	-	-	68.2	-14.78	111	100	V

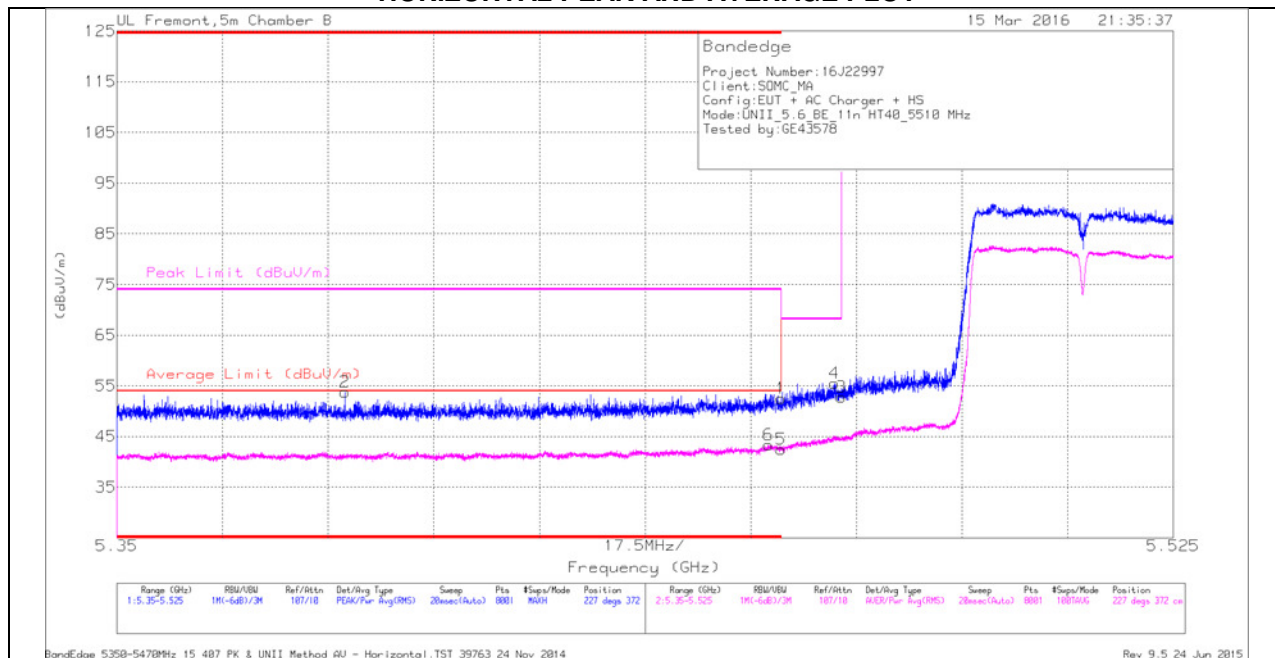
* - indicates frequency in CFR15.205/IC 8.10 Restricted Band

PK-U - U-NII: Maximum Peak

ADR - U-NII AD primary method, RMS average

9.3.3. TX ABOVE 1 GHz 802.11n HT40 MODE IN THE 5.5 GHz BAND RESTRICTED BANDEDGE (LOW CHANNEL)

HORIZONTAL PEAK AND AVERAGE PLOT



HORIZONTAL DATA

Trace Markers

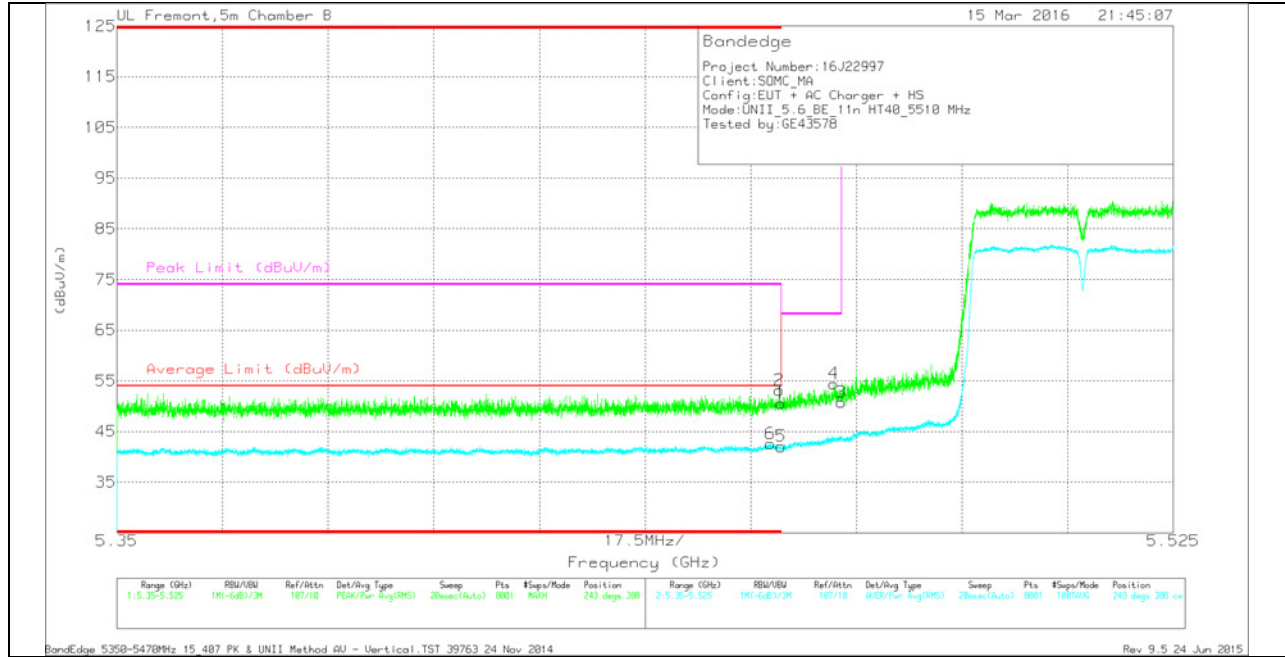
Marker	Frequency (GHz)	Meter Reading (dBuV)	Det	AF T344 (dB/m)	Amp/Cbl/Fit r/Pad (dB)	DC Corr (dB)	Corrected Reading (dBuV/m)	Average Limit (dBuV/m)	Margin (dB)	Peak Limit (dBuV/m)	PK Margin (dB)	Azimuth (Degs)	Height (cm)	Polarity
2	* 5.388	39.61	Pk	34.5	-20.3	0	53.81	-	-	74	-20.19	227	372	H
6	* 5.458	29.15	RMS	34.6	-20.5	.12	43.37	54	-10.63	-	-	227	372	H
1	* 5.46	38.91	Pk	34.6	-21	0	52.51	-	-	74	-21.49	227	372	H
5	* 5.46	28.74	RMS	34.6	-21	.12	42.46	54	-11.54	-	-	227	372	H
4	5.469	41.66	Pk	34.6	-20.7	0	55.56	-	-	68.2	-12.64	227	372	H
3	5.47	39.07	Pk	34.6	-20.9	0	52.77	-	-	68.2	-15.43	227	372	H

* - indicates frequency in CFR15.205/IC 8.10 Restricted Band

Pk - Peak detector

RMS - RMS detection

VERTICAL PEAK AND AVERAGE PLOT



VERTICAL DATA

Trace Markers

Marker	Frequency (GHz)	Meter Reading (dBuV)	Det	AF T344 (dB/m)	Amp/Cbl/Fit r/Pad (dB)	DC Corr (dB)	Corrected Reading (dBuV/m)	Average Limit (dBuV/m)	Margin (dB)	Peak Limit (dBuV/m)	PK Margin (dB)	Azimuth (Degs)	Height (cm)	Polarity
6	* 5.458	28.32	RMS	34.6	-20.5	.12	42.54	54	-11.46	-	-	243	388	V
1	* 5.46	37	Pk	34.6	-21	0	50.6	-	-	74	-23.4	243	388	V
2	* 5.46	39.49	Pk	34.6	-20.9	0	53.19	-	-	74	-20.81	243	388	V
5	* 5.46	28.32	RMS	34.6	-21	.12	42.04	54	-11.96	-	-	243	388	V
4	5.469	40.55	Pk	34.6	-20.7	0	54.45	-	-	68.2	-13.75	243	388	V
3	5.47	37.12	Pk	34.6	-20.9	0	50.82	-	-	68.2	-17.38	243	388	V

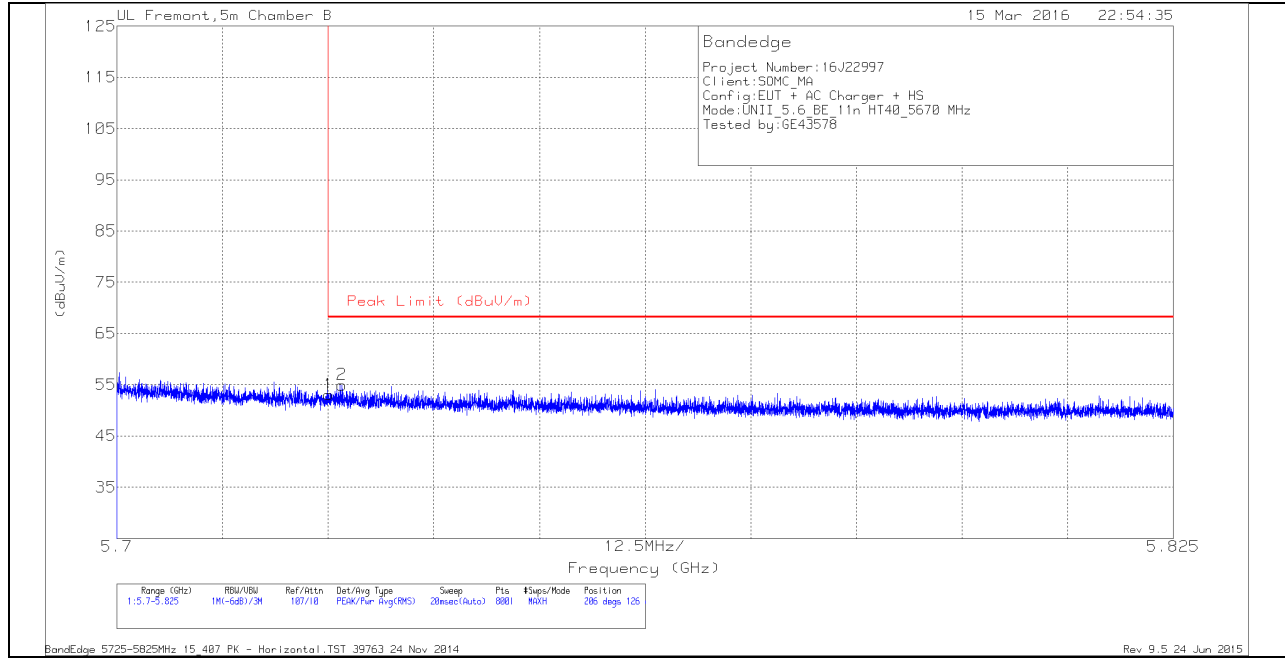
* - indicates frequency in CFR15.205/IC 8.10 Restricted Band

Pk - Peak detector

RMS - RMS detection

AUTHORIZED BANDEDGE (HIGH CHANNEL)

HORIZONTAL PEAK AND AVERAGE PLOT



HORIZONTAL DATA

Trace Markers

Marker	Frequency (GHz)	Meter Reading (dBuV)	Det	AF T344 (dB/m)	Amp/Cbl/Fit r/Pad (dB)	Corrected Reading (dBuV/m)	Peak Limit (dBuV/m)	PK Margin (dB)	Azimuth (Degs)	Height (cm)	Polarity
1	5.725	39.89	Pk	34.9	-21.7	53.09	68.2	-15.11	206	126	H
2	5.727	41.57	Pk	34.9	-21.5	54.97	68.2	-13.23	206	126	H

Pk - Peak detector