













7. SETUP PHOTOS

Sync Mode

RADIATED AND POWERLINE CONDUCTED EMISSIONS MEASUREMENT SETUP	
	
RADIATED FRONT PHOTO (BELOW 1 GHz)	RADIATED BACK PHOTO (BELOW 1 GHz)
	
RADIATED FRONT PHOTO (ABOVE 1 GHz)	RADIATED BACK PHOTO (ABOVE 1 GHz)
	
LINE CONDUCTED FRONT PHOTO	LINE CONDUCTED SIDE VIEW PHOTO

Charging Mode

RADIATED AND POWERLINE CONDUCTED EMISSIONS MEASUREMENT SETUP	
	
RADIATED FRONT PHOTO (BELOW 1 GHz)	RADIATED BACK PHOTO (BELOW 1 GHz)
	
RADIATED FRONT PHOTO (ABOVE 1 GHz)	RADIATED BACK PHOTO (ABOVE 1 GHz)
	
LINE CONDUCTED FRONT PHOTO	LINE CONDUCTED SIDE VIEW PHOTO

END OF REPORT