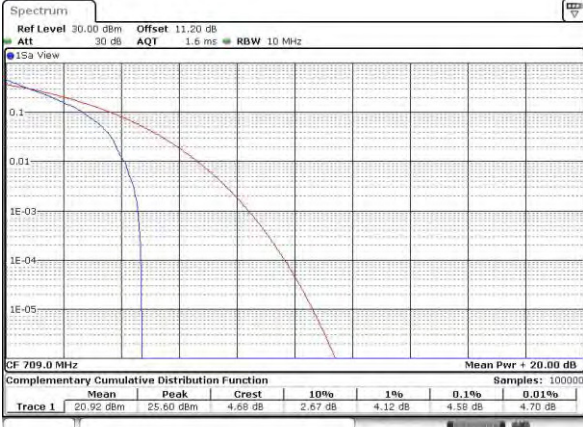




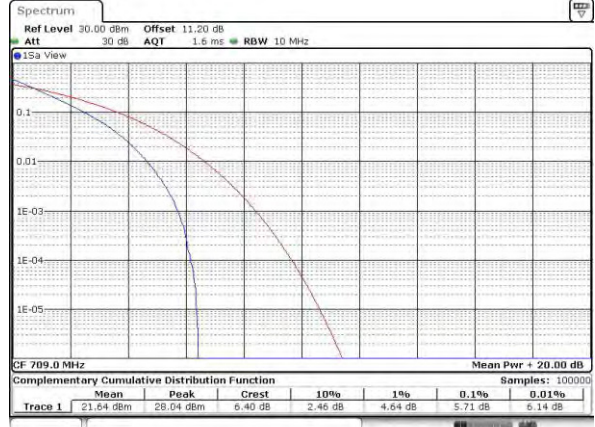
LTE Band 17 / 10MHz / QPSK

Lowest Channel / 1RB



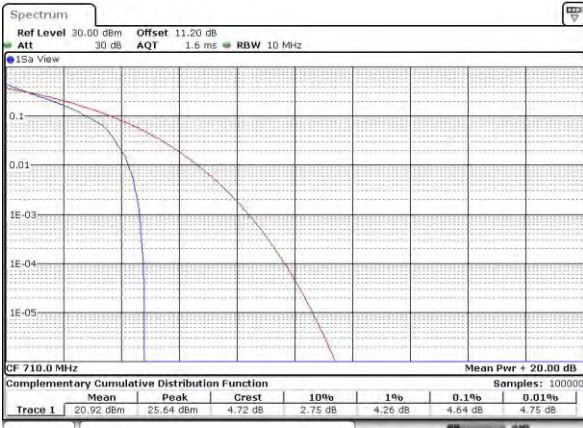
Date: 1.NOV.2015 16:25:22

Lowest Channel / Full RB



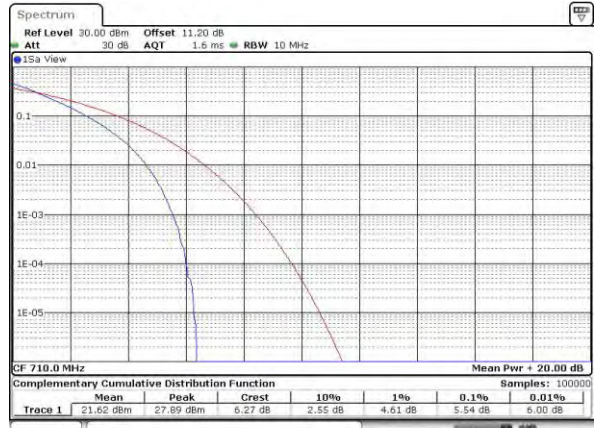
Date: 1.NOV.2015 16:25:58

Middle Channel/ 1RB



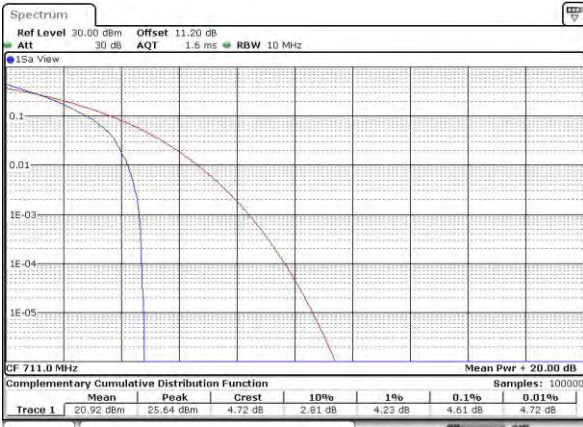
Date: 1.NOV.2015 16:26:05

Middle Channel / Full RB



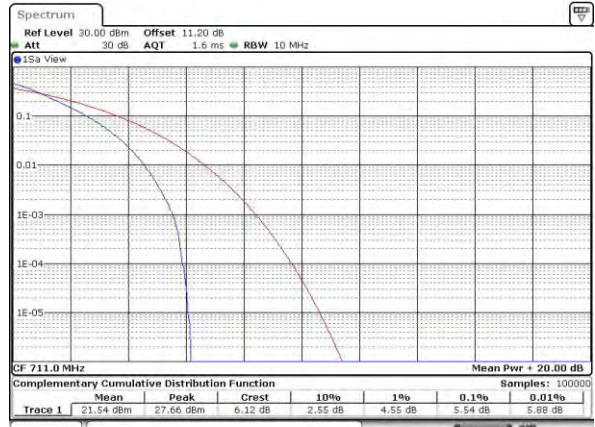
Date: 1.NOV.2015 16:26:23

Highest Channel/ 1RB



Date: 1.NOV.2015 16:26:39

Highest Channel / Full RB



Date: 1.NOV.2015 16:26:54



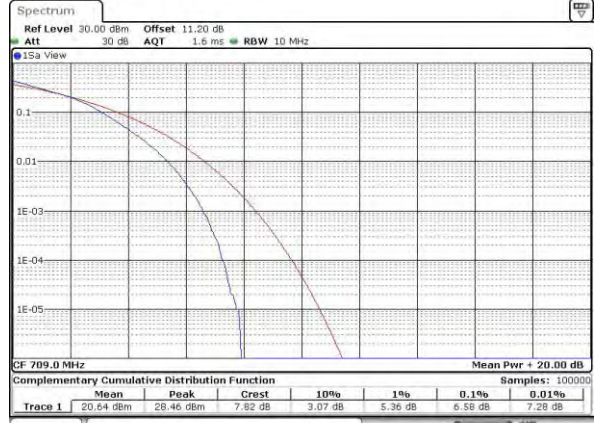
LTE Band 17 / 10MHz / 16QAM

Lowest Channel / 1RB



Date: 1.NOV.2015 16:23:15

Lowest Channel / Full RB



Date: 1.NOV.2015 16:23:32

Middle Channel / 1RB



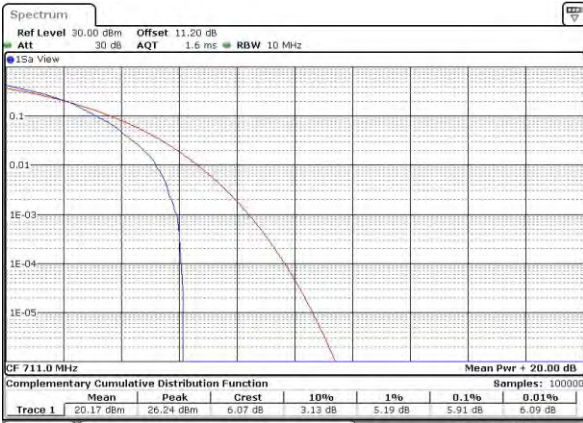
Date: 1.NOV.2015 16:23:46

Middle Channel / Full RB



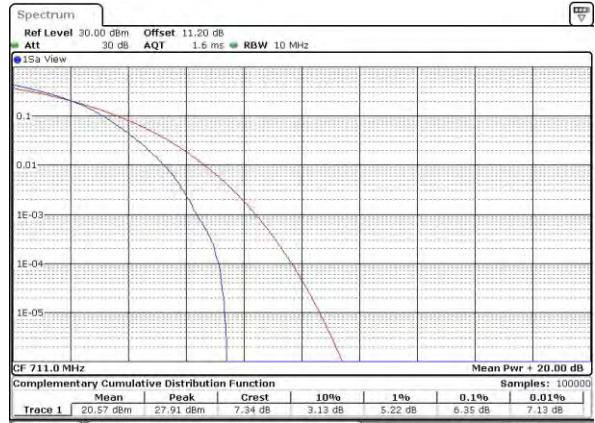
Date: 1.NOV.2015 16:24:06

Highest Channel / 1RB



Date: 1.NOV.2015 16:24:39

Highest Channel / Full RB



Date: 1.NOV.2015 16:25:04



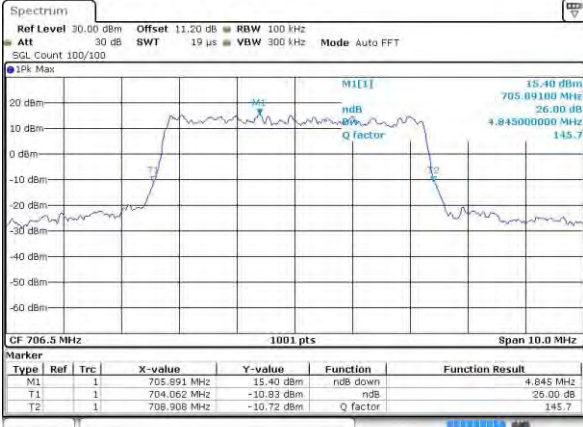
26dB Bandwidth

Mode	LTE Band 17 : 26dB BW(MHz)											
	1.4MHz		3MHz		5MHz		10MHz		15MHz		20MHz	
BW	QPSK	16QAM	QPSK	16QAM	QPSK	16QAM	QPSK	16QAM	QPSK	16QAM	QPSK	16QAM
Mod.	QPSK	16QAM	QPSK	16QAM	QPSK	16QAM	QPSK	16QAM	QPSK	16QAM	QPSK	16QAM
Lowest CH	-	-	-	-	4.85	5.08	10.03	9.83	-	-	-	-
Middle CH	-	-	-	-	5	4.99	9.91	9.91	-	-	-	-
Highest CH	-	-	-	-	5	5.02	9.77	9.81	-	-	-	-



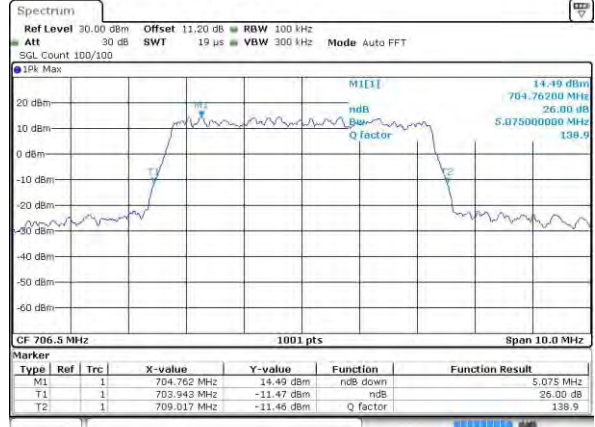
LTE Band 17

Lowest Channel / 5MHz / QPSK



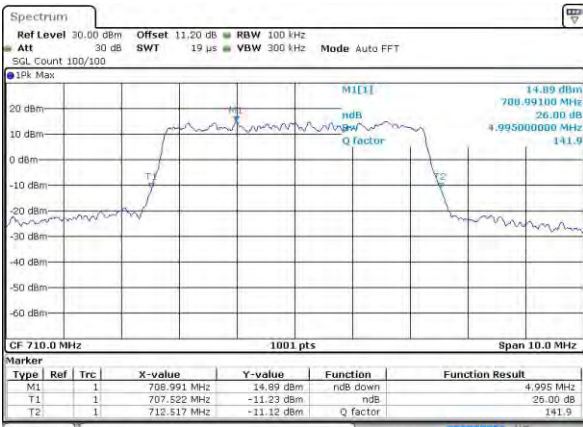
Date: 1.NOV.2015 16:18:43

Lowest Channel / 5MHz / 16QAM



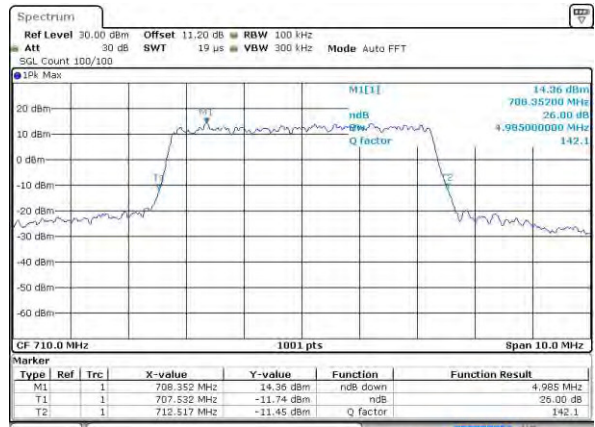
Date: 1.NOV.2015 16:18:53

Middle Channel / 5MHz / QPSK



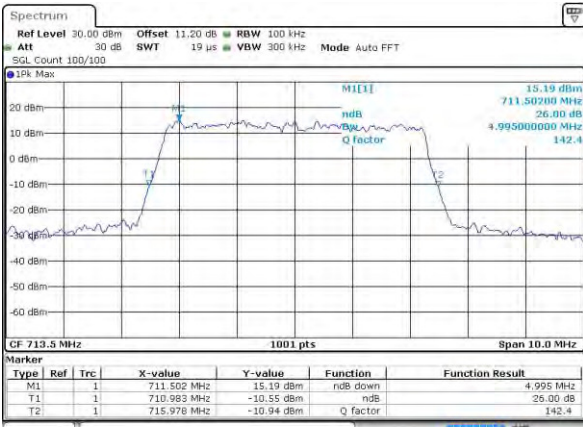
Date: 1.NOV.2015 16:19:26

Middle Channel / 5MHz / 16QAM



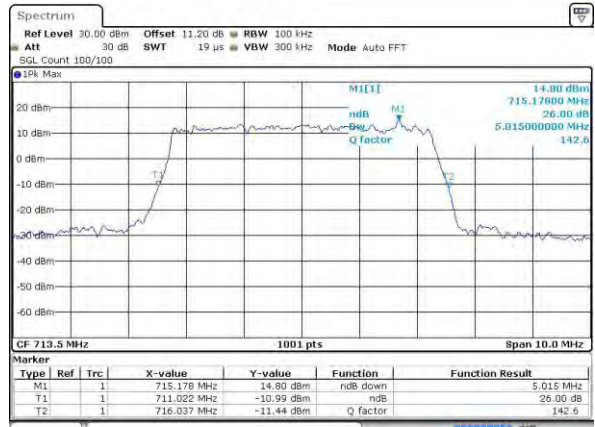
Date: 1.NOV.2015 16:19:36

Highest Channel / 5MHz / QPSK



Date: 1.NOV.2015 16:20:08

Highest Channel / 5MHz / 16QAM

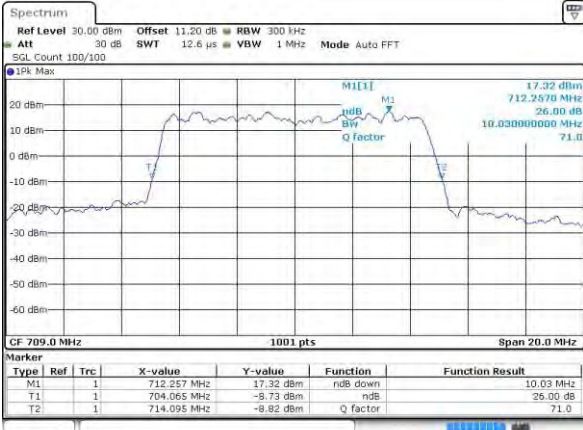


Date: 1.NOV.2015 16:20:19



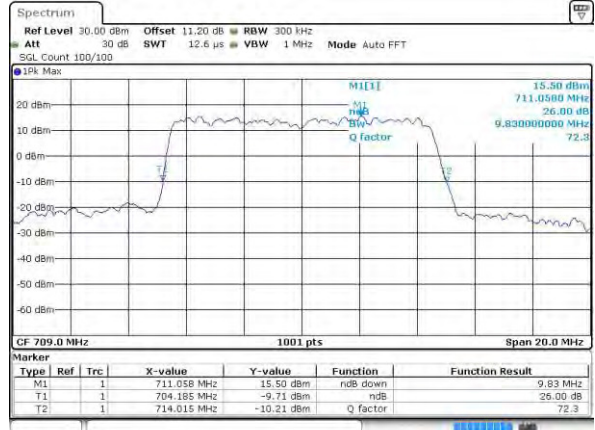
LTE Band 17

Lowest Channel / 10MHz / QPSK



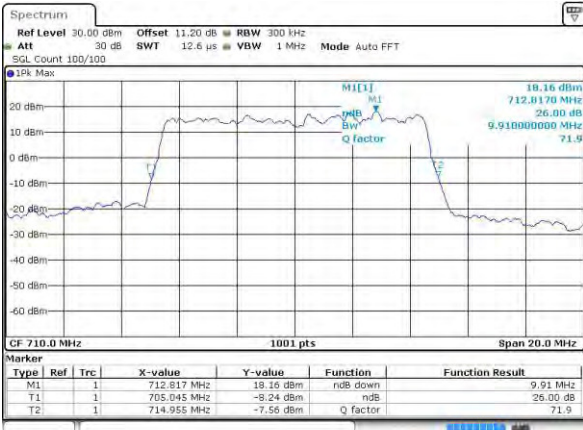
Date: 1.NOV.2015 16:20:51

Lowest Channel / 10MHz / 16QAM



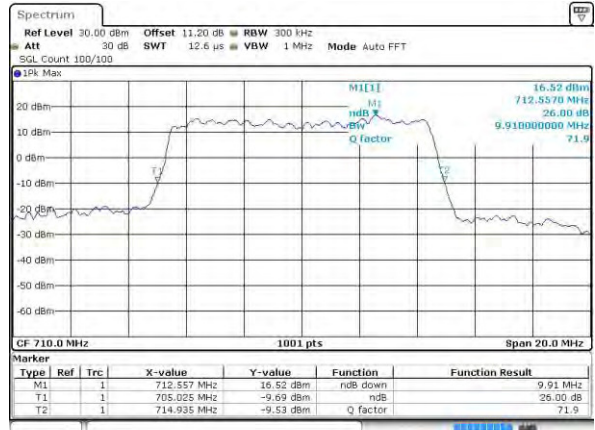
Date: 1.NOV.2015 16:21:02

Middle Channel / 10MHz / QPSK



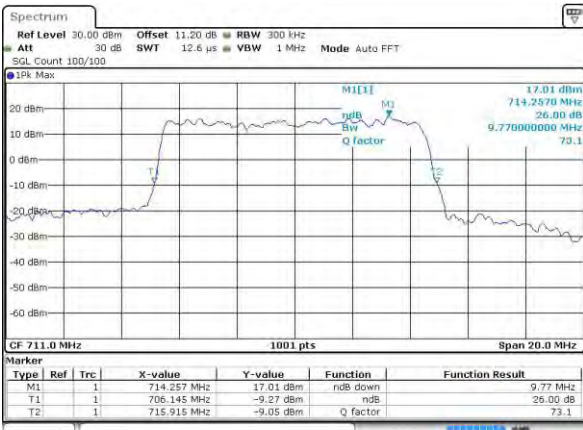
Date: 1.NOV.2015 16:21:34

Middle Channel / 10MHz / 16QAM



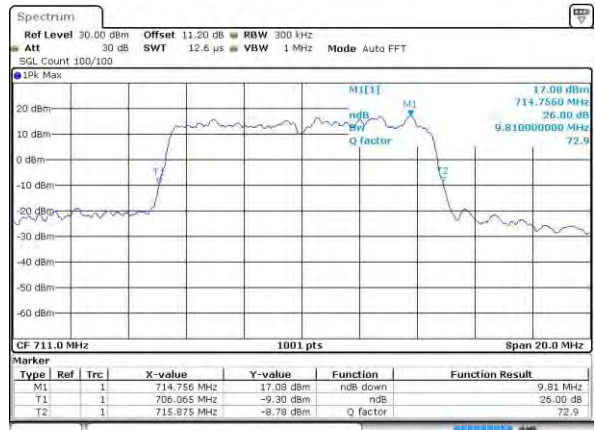
Date: 1.NOV.2015 16:21:45

Highest Channel / 10MHz / QPSK



Date: 1.NOV.2015 16:22:17

Highest Channel / 10MHz / 16QAM



Date: 1.NOV.2015 16:22:28



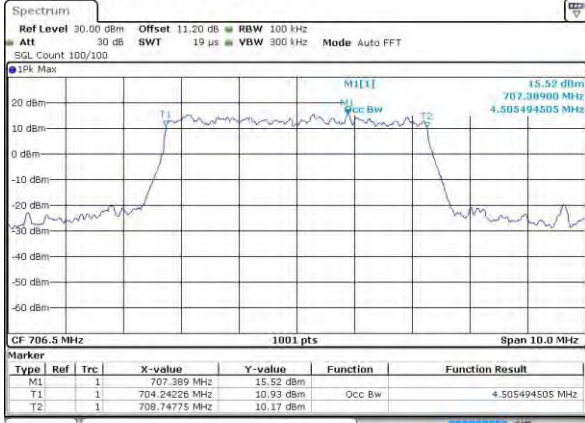
Occupied Bandwidth

Mode	LTE Band 17 : 99%OBW(MHz)											
	1.4MHz		3MHz		5MHz		10MHz		15MHz		20MHz	
BW	QPSK	16QAM	QPSK	16QAM	QPSK	16QAM	QPSK	16QAM	QPSK	16QAM	QPSK	16QAM
Mod.	QPSK	16QAM	QPSK	16QAM	QPSK	16QAM	QPSK	16QAM	QPSK	16QAM	QPSK	16QAM
Lowest CH	-	-	-	-	4.51	4.5	9.03	9.03	-	-	-	-
Middle CH	-	-	-	-	4.49	4.52	9.11	9.01	-	-	-	-
Highest CH	-	-	-	-	4.48	4.49	9.05	9.03	-	-	-	-



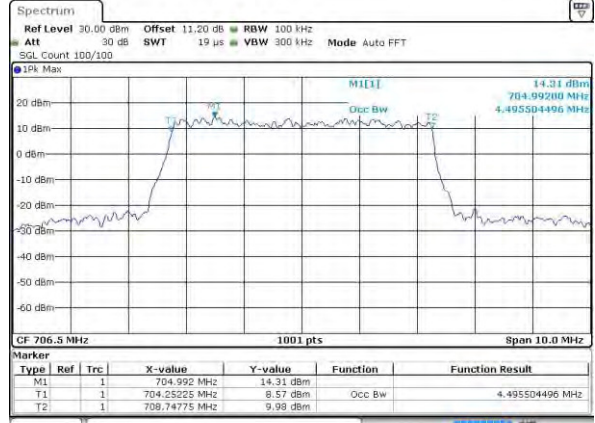
LTE Band 17

Lowest Channel / 5MHz / QPSK



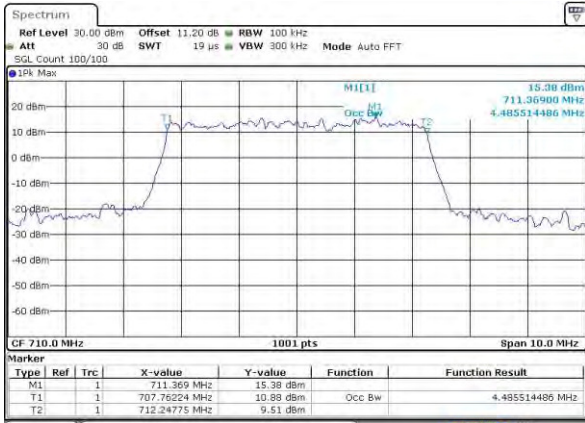
Date: 1.NOV.2015 16:18:21

Lowest Channel / 5MHz / 16QAM



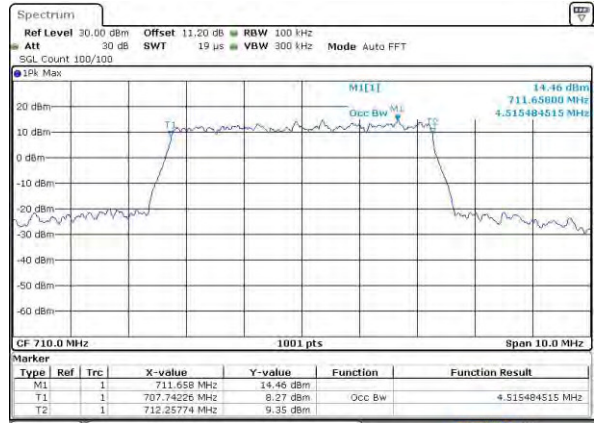
Date: 1.NOV.2015 16:18:32

Middle Channel / 5MHz / QPSK



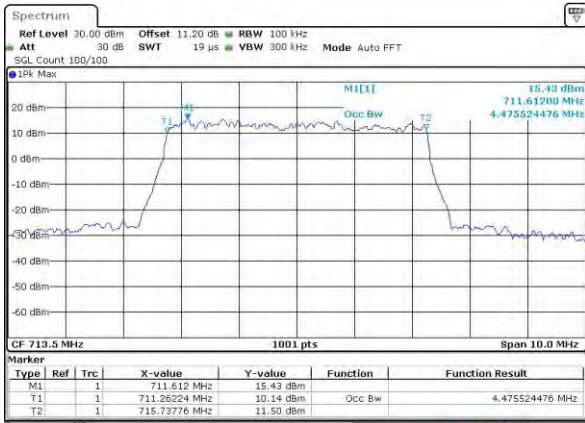
Date: 1.NOV.2015 16:19:04

Middle Channel / 5MHz / 16QAM



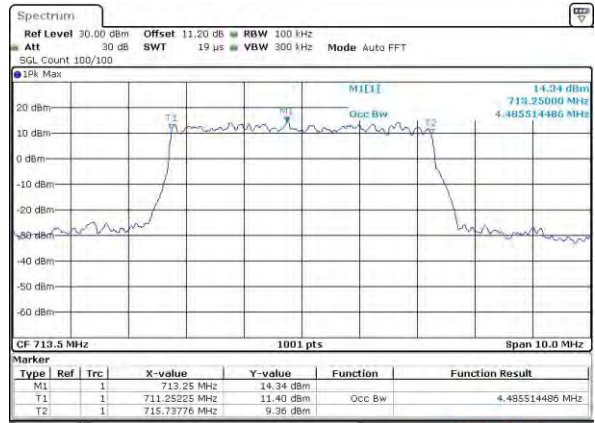
Date: 1.NOV.2015 16:19:15

Highest Channel / 5MHz / QPSK



Date: 1.NOV.2015 16:19:47

Highest Channel / 5MHz / 16QAM

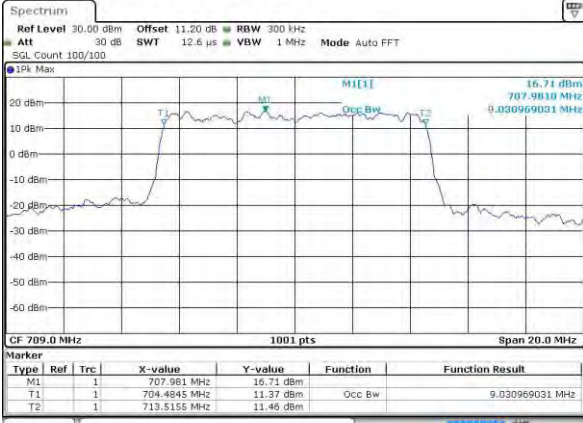


Date: 1.NOV.2015 16:19:58



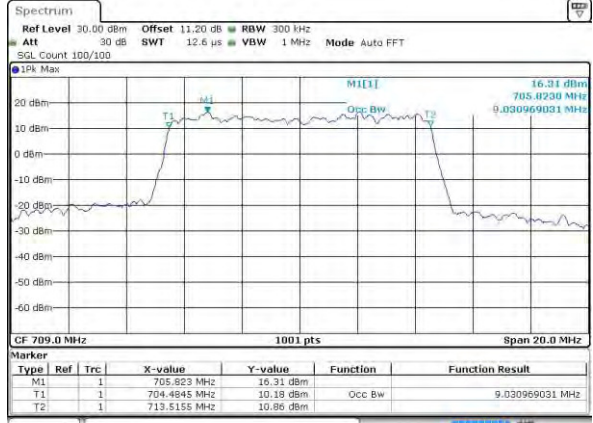
LTE Band 17

Lowest Channel / 10MHz / QPSK



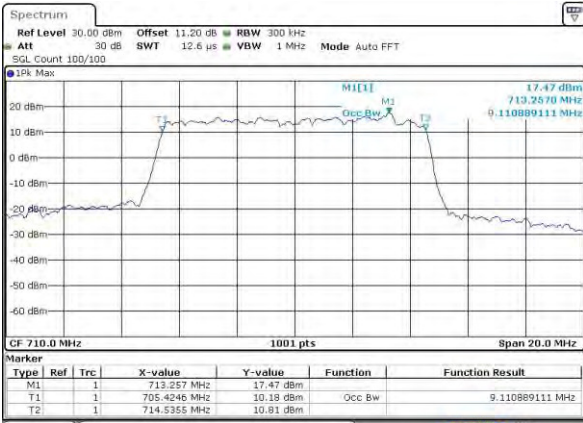
Date: 1 NOV 2015 16:20:30

Lowest Channel / 10MHz / 16QAM



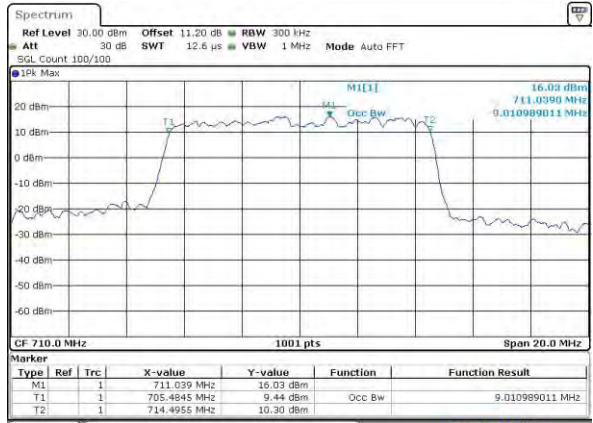
Date: 1 NOV 2015 16:20:40

Middle Channel / 10MHz / QPSK



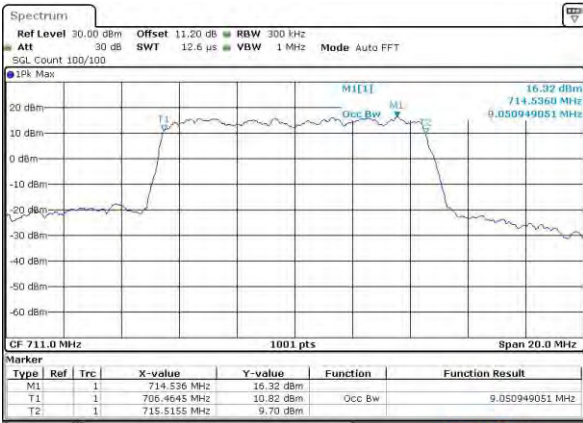
Date: 1 NOV 2015 16:21:13

Middle Channel / 10MHz / 16QAM



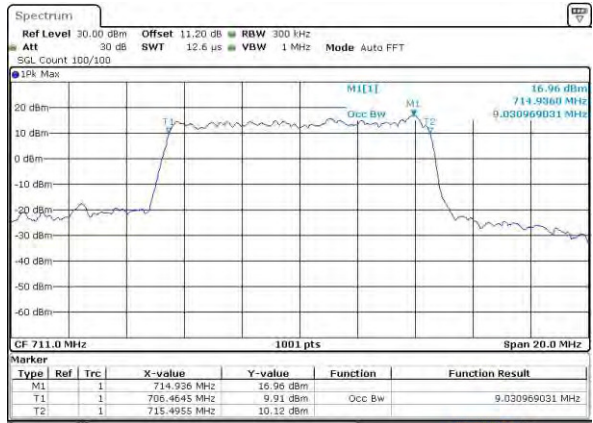
Date: 1 NOV 2015 16:21:23

Highest Channel / 10MHz / QPSK



Date: 1 NOV 2015 16:21:55

Highest Channel / 10MHz / 16QAM



Date: 1 NOV 2015 16:22:06



Conducted Band Edge



LTE Band 17 / 5MHz / QPSK

Lowest Band Edge / 1 RB



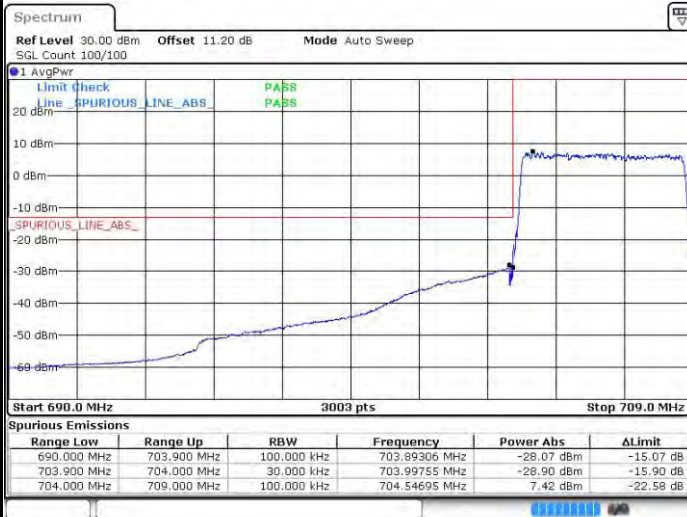
Date: 29.OCT.2015 11:24:56

Highest Band Edge / 1 RB



Date: 29.OCT.2015 11:32:34

Lowest Band Edge / Full RB



Date: 29.OCT.2015 11:28:45

Highest Band Edge / Full RB



Date: 29.OCT.2015 11:36:22



LTE Band 17 / 5MHz / 16QAM

Lowest Band Edge / 1 RB



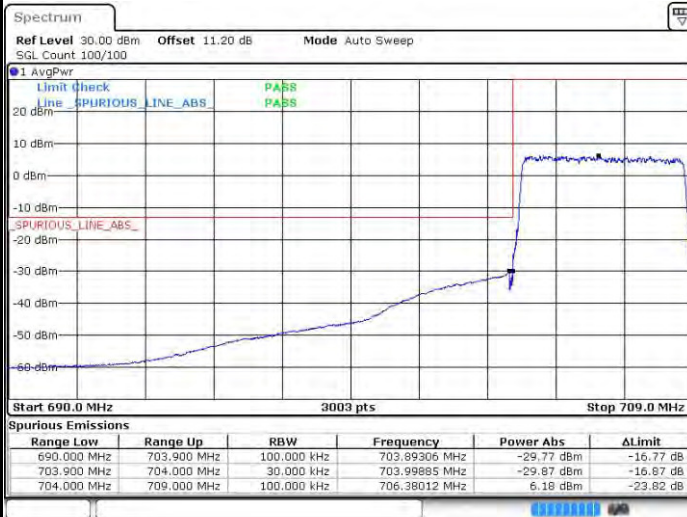
Date: 29.OCT.2015 11:26:51

Highest Band Edge / 1 RB



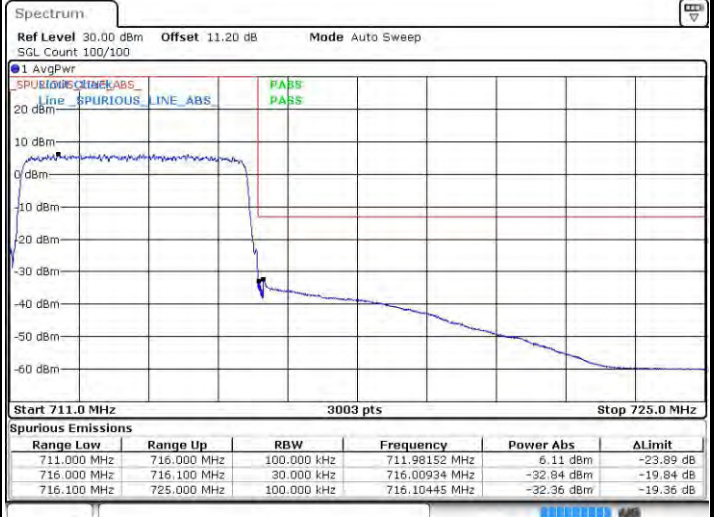
Date: 29.OCT.2015 11:34:28

Lowest Band Edge / Full RB



Date: 29.OCT.2015 11:30:39

Highest Band Edge / Full RB

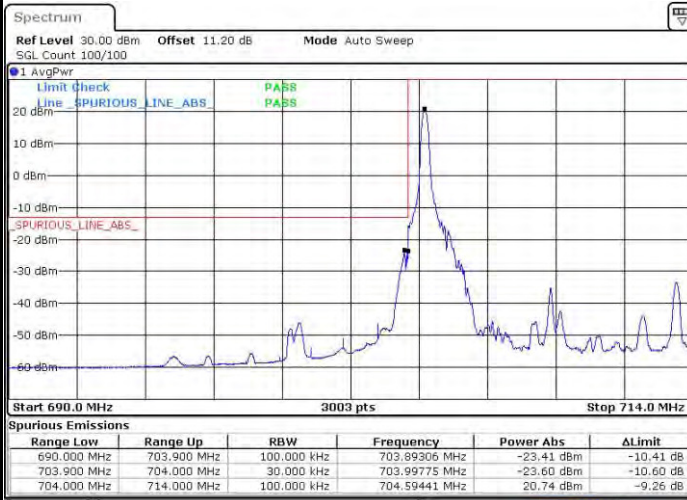


Date: 29.OCT.2015 11:38:17



LTE Band 17 / 10MHz / QPSK

Lowest Band Edge / 1 RB



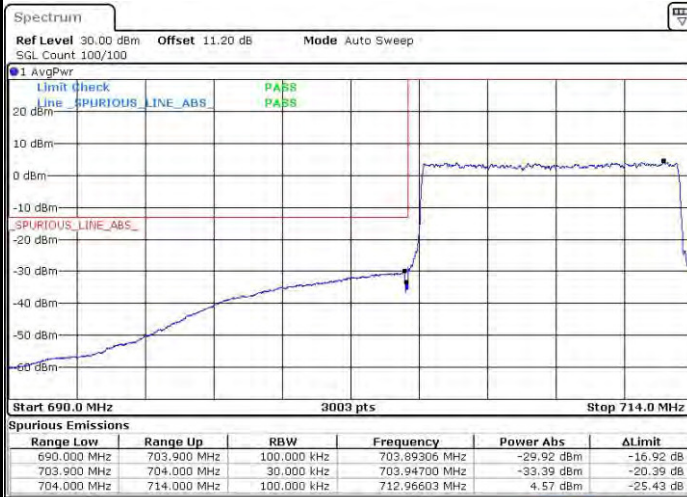
Date: 29.OCT.2015 11:40:11

Highest Band Edge / 1 RB



Date: 29.OCT.2015 11:47:48

Lowest Band Edge / Full RB



Date: 29.OCT.2015 11:43:59

Highest Band Edge / Full RB

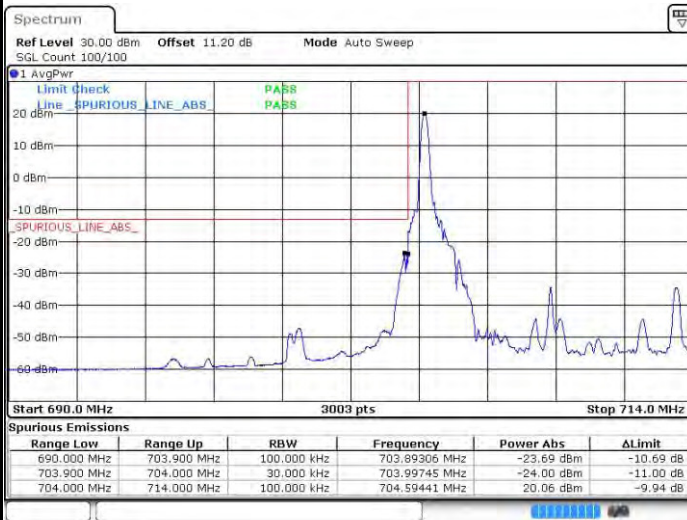


Date: 29.OCT.2015 11:51:37



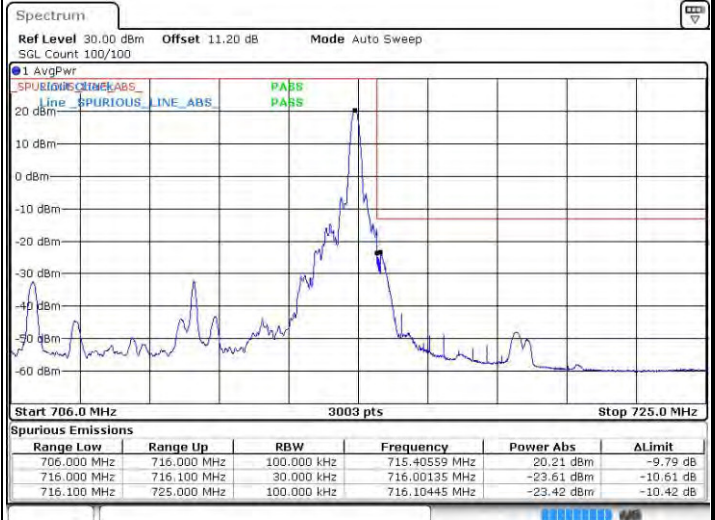
LTE Band 17 / 10MHz / 16QAM

Lowest Band Edge / 1 RB



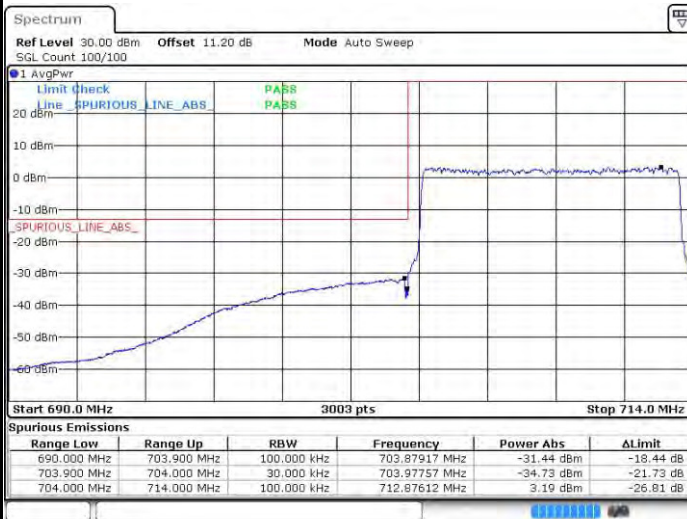
Date: 29.OCT.2015 11:42:05

Highest Band Edge / 1 RB



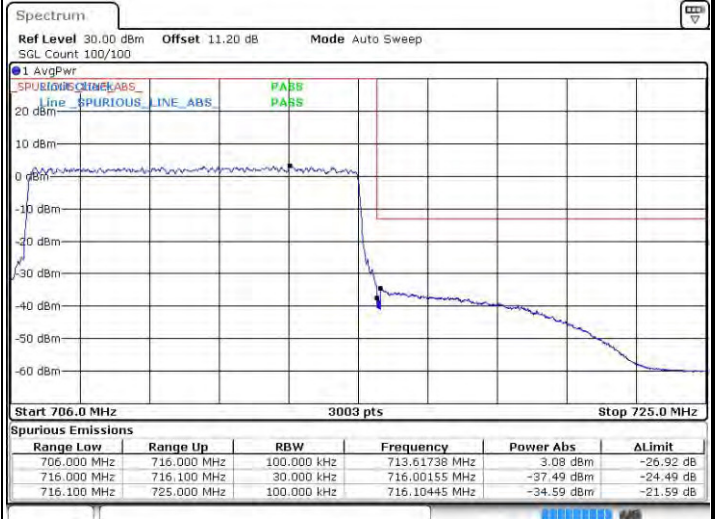
Date: 29.OCT.2015 11:49:42

Lowest Band Edge / Full RB



Date: 29.OCT.2015 11:45:54

Highest Band Edge / Full RB



Date: 29.OCT.2015 11:53:31



Conducted Spurious Emission



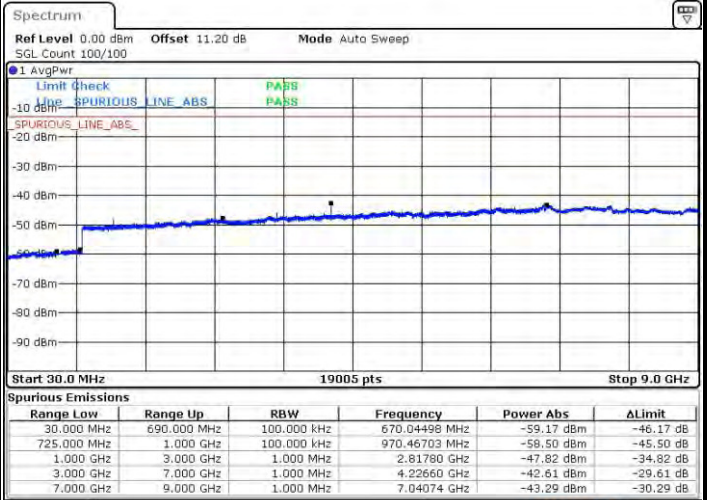
LTE Band 17 / 5MHz

Lowest Channel / QPSK

Lowest Channel / 16QAM



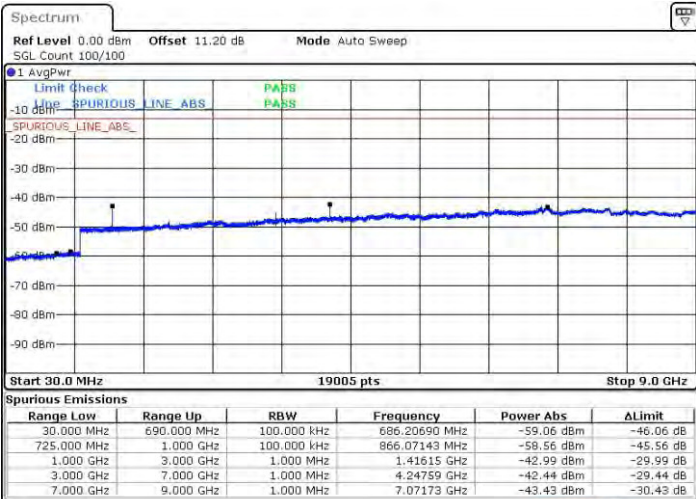
Date: 29.OCT.2015 11:56:47



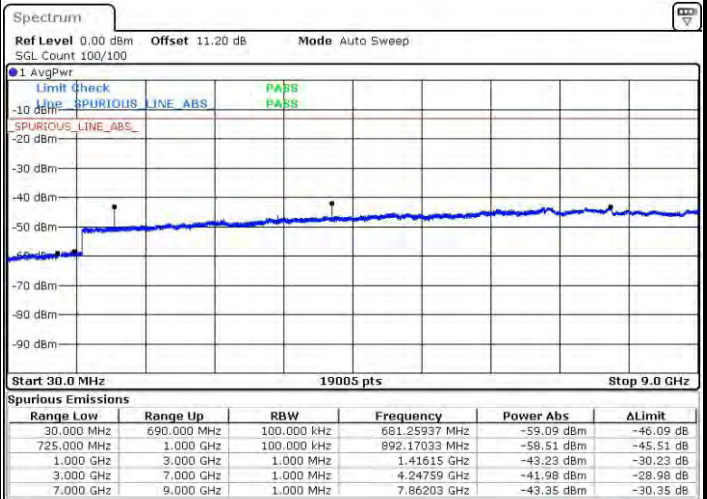
Date: 29.OCT.2015 13:33:58

Middle Channel / QPSK

Middle Channel / 16QAM



Date: 29.OCT.2015 13:34:52

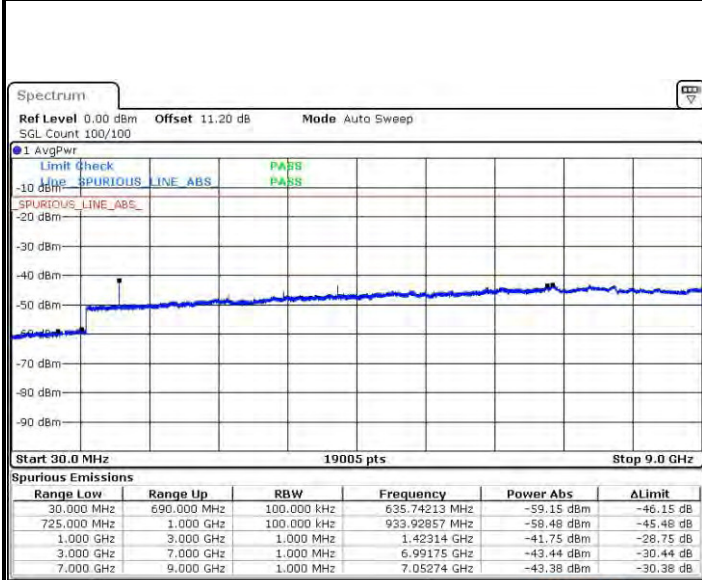


Date: 29.OCT.2015 13:35:46



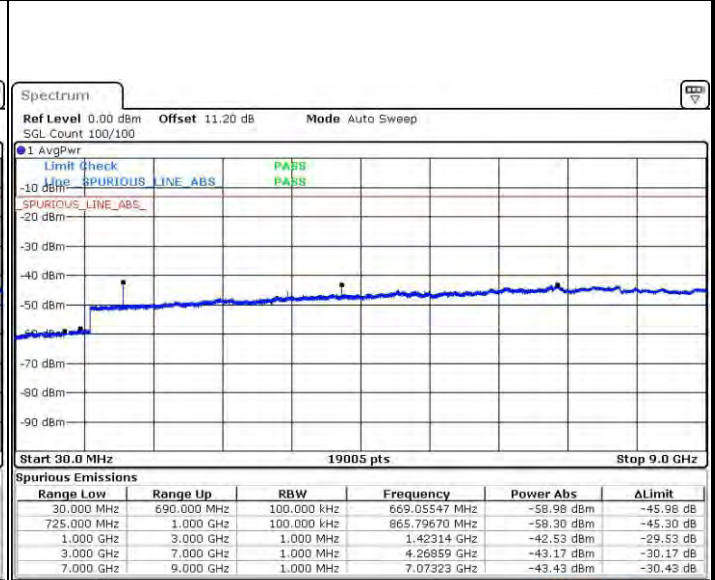
LTE Band 17 / 5MHz

Highest Channel / QPSK



Date: 29.OCT.2015 13:36:41

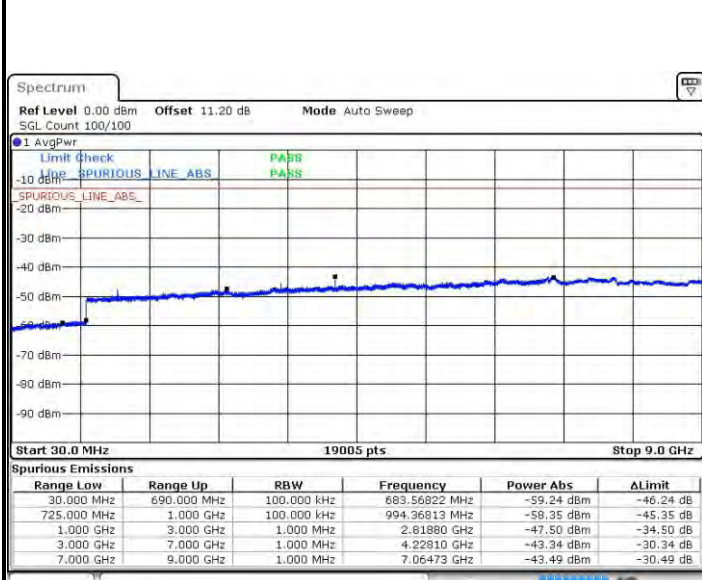
Highest Channel / 16QAM



Date: 29.OCT.2015 13:37:35

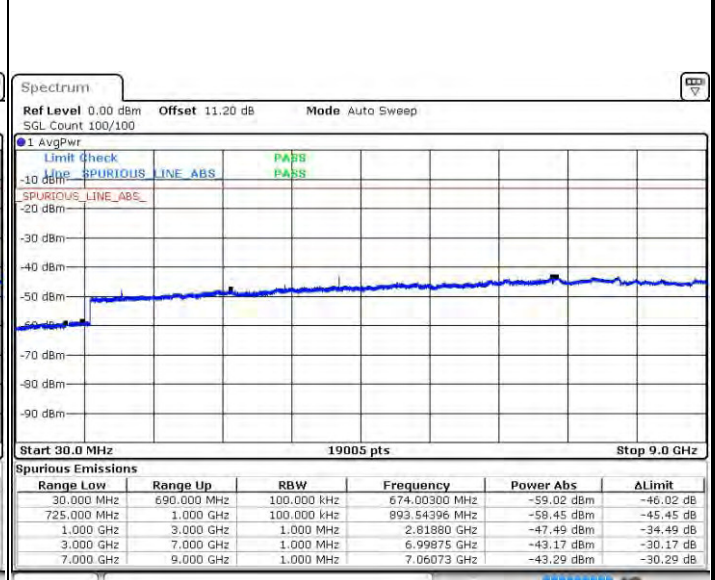
LTE Band 17 / 10MHz

Lowest Channel / QPSK



Date: 29.OCT.2015 13:38:29

Lowest Channel / 16QAM



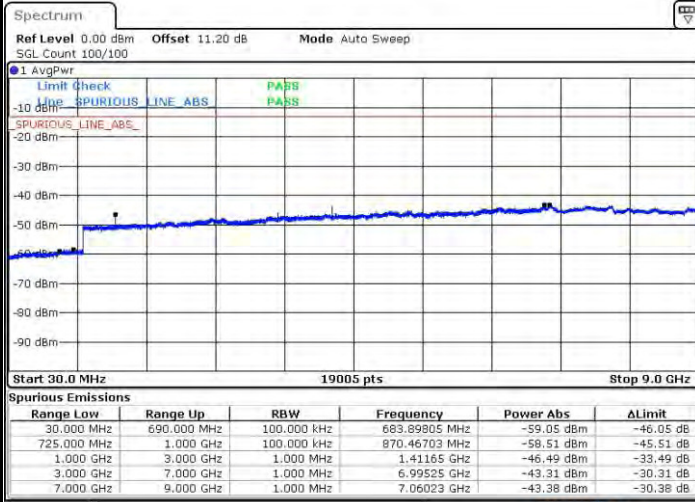
Date: 29.OCT.2015 13:39:24



LTE Band 17 / 10MHz

Middle Channel / QPSK

Middle Channel / 16QAM



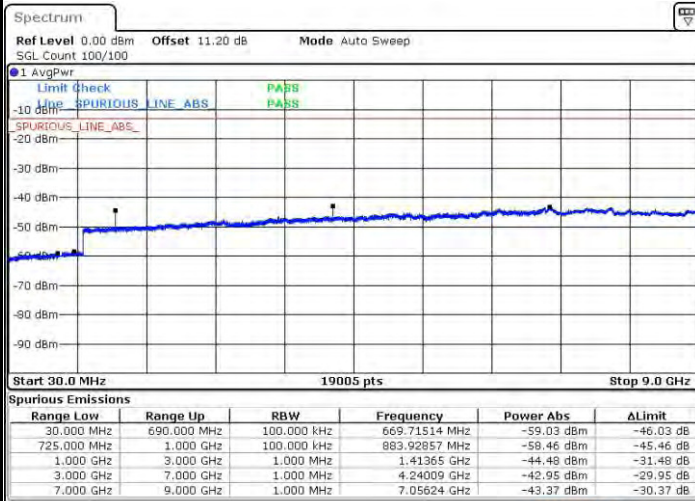
Date: 29.OCT.2015 13:40:16



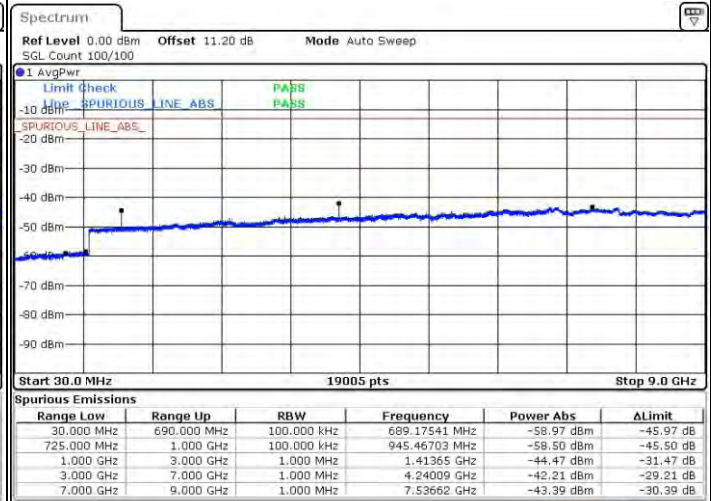
Date: 29.OCT.2015 13:41:12

Highest Channel / QPSK

Highest Channel / 16QAM



Date: 29.OCT.2015 13:42:06



Date: 29.OCT.2015 13:43:01



Frequency Stability

Test Conditions		LTE Band 17 (QPSK) / Middle Channel	Limit
Temperature (°C)	Voltage (Volt)	BW 10MHz	Note 2.
		Deviation (ppm)	Result
50	Normal Voltage	0.0013	PASS
40	Normal Voltage	0.0015	
30	Normal Voltage	0.0121	
20(Ref.)	Normal Voltage	0.0000	
10	Normal Voltage	0.0128	
0	Normal Voltage	0.0115	
-10	Normal Voltage	0.0008	
-20	Normal Voltage	0.0008	
-30	Normal Voltage	0.0006	
20	Maximum Voltage	0.0120	
20	Normal Voltage	0.0000	
20	Battery End Point	0.0139	

Note:

1. Normal Voltage = 3.8V. ; Battery End Point (BEP) = 3.4 V. ; Maximum Voltage =4.35 V
2. The frequency fundamental emissions stay within the authorized frequency block.



Appendix B. Test Results of Radiated Test

ERP/EIRP



LTE Band 2 / 1.4MHz (Average)							
Channel	Modulation	RB		Horizontal		Vertical	
		Size	Offset	EIRP(dBm)	EIRP(W)	EIRP(dBm)	EIRP(W)
Lowest	QPSK	1	0	19.79	0.0954	23.06	0.2024
Middle		1	0	19.57	0.0907	22.60	0.1819
Highest		1	0	19.45	0.0880	22.96	0.1979
Lowest	16QAM	1	0	19.11	0.0814	22.44	0.1754
Middle		1	0	18.72	0.0745	21.80	0.1512
Highest		1	0	18.59	0.0724	22.15	0.1641
Limit	EIRP < 2W			Result		PASS	

LTE Band 2 / 3MHz (Average)							
Channel	Modulation	RB		Horizontal		Vertical	
		Size	Offset	EIRP(dBm)	EIRP(W)	EIRP(dBm)	EIRP(W)
Lowest	QPSK	1	0	19.97	0.0994	23.25	0.2113
Middle		1	0	19.72	0.0938	22.73	0.1876
Highest		1	0	19.53	0.0898	23.10	0.2040
Lowest	16QAM	1	0	19.20	0.0832	22.54	0.1795
Middle		1	0	18.85	0.0768	21.90	0.1548
Highest		1	0	18.73	0.0747	22.23	0.1670
Limit	EIRP < 2W			Result		PASS	

LTE Band 2 / 5MHz (Average)							
Channel	Modulation	RB		Horizontal		Vertical	
		Size	Offset	EIRP(dBm)	EIRP(W)	EIRP(dBm)	EIRP(W)
Lowest	QPSK	1	0	19.91	0.0979	23.19	0.2087
Middle		1	0	19.70	0.0934	22.71	0.1864
Highest		1	0	19.52	0.0895	22.94	0.1966
Lowest	16QAM	1	0	19.19	0.0831	22.47	0.1766
Middle		1	0	18.92	0.0781	21.96	0.1569
Highest		1	0	18.68	0.0737	22.10	0.1622
Limit	EIRP < 2W			Result		PASS	



LTE Band 2 / 10MHz (Average)							
Channel	Modulation	RB		Horizontal		Vertical	
		Size	Offset	EIRP(dBm)	EIRP(W)	EIRP(dBm)	EIRP(W)
Lowest	QPSK	1	0	20.00	0.0999	23.21	0.2094
Middle		1	0	19.63	0.0918	22.67	0.1848
Highest		1	0	19.44	0.0879	22.83	0.1920
Lowest	16QAM	1	0	19.30	0.0850	22.52	0.1785
Middle		1	0	18.77	0.0753	21.83	0.1525
Highest		1	0	18.70	0.0741	22.10	0.1621
Limit	EIRP < 2W			Result		PASS	

LTE Band 2 / 15MHz (Average)							
Channel	Modulation	RB		Horizontal		Vertical	
		Size	Offset	EIRP(dBm)	EIRP(W)	EIRP(dBm)	EIRP(W)
Lowest	QPSK	1	0	19.93	0.0984	23.16	0.2070
Middle		1	0	19.62	0.0917	22.74	0.1880
Highest		1	0	19.47	0.0885	22.81	0.1908
Lowest	16QAM	1	0	19.23	0.0837	22.44	0.1752
Middle		1	0	18.81	0.0761	21.90	0.1548
Highest		1	0	18.79	0.0756	22.12	0.1629
Limit	EIRP < 2W			Result		PASS	

LTE Band 2 / 20MHz (Average)							
Channel	Modulation	RB		Horizontal		Vertical	
		Size	Offset	EIRP(dBm)	EIRP(W)	EIRP(dBm)	EIRP(W)
Lowest	QPSK	1	0	19.98	0.0996	23.26	0.2120
Middle		1	0	18.87	0.0771	22.89	0.1944
Highest		1	0	19.07	0.0807	23.10	0.2043
Lowest	16QAM	1	0	19.28	0.0847	22.50	0.1780
Middle		1	0	18.97	0.0789	22.01	0.1587
Highest		1	0	18.63	0.0729	22.42	0.1746
Limit	EIRP < 2W			Result		PASS	



LTE Band 4 / 1.4MHz (Average)							
Channel	Modulation	RB		Horizontal		Vertical	
		Size	Offset	EIRP(dBm)	EIRP(W)	EIRP(dBm)	EIRP(W)
Lowest	QPSK	1	0	17.59	0.0574	22.32	0.1705
Middle		1	0	17.90	0.0616	22.94	0.1967
Highest		1	0	18.45	0.0699	23.52	0.2251
Lowest	16QAM	1	0	16.68	0.0466	21.66	0.1465
Middle		1	0	17.11	0.0514	22.20	0.1659
Highest		1	0	17.71	0.0590	22.65	0.1841
Limit	EIRP < 1W			Result		PASS	

LTE Band 4 / 3MHz (Average)							
Channel	Modulation	RB		Horizontal		Vertical	
		Size	Offset	EIRP(dBm)	EIRP(W)	EIRP(dBm)	EIRP(W)
Lowest	QPSK	1	0	17.42	0.0553	22.57	0.1807
Middle		1	0	18.04	0.0637	23.13	0.2057
Highest		1	0	18.66	0.0734	23.69	0.2339
Lowest	16QAM	1	0	17.21	0.0526	21.87	0.1538
Middle		1	0	17.39	0.0548	22.36	0.1722
Highest		1	0	17.95	0.0623	22.76	0.1890
Limit	EIRP < 1W			Result		PASS	

LTE Band 4 / 5MHz (Average)							
Channel	Modulation	RB		Horizontal		Vertical	
		Size	Offset	EIRP(dBm)	EIRP(W)	EIRP(dBm)	EIRP(W)
Lowest	QPSK	1	0	17.70	0.0588	22.48	0.1770
Middle		1	0	18.13	0.0649	23.06	0.2021
Highest		1	0	18.80	0.0759	23.68	0.2334
Lowest	16QAM	1	0	16.91	0.0491	21.69	0.1476
Middle		1	0	17.31	0.0538	22.29	0.1696
Highest		1	0	17.92	0.0619	22.84	0.1925
Limit	EIRP < 1W			Result		PASS	



LTE Band 4/ 10MHz (Average)							
Channel	Modulation	RB		Horizontal		Vertical	
		Size	Offset	EIRP(dBm)	EIRP(W)	EIRP(dBm)	EIRP(W)
Lowest	QPSK	1	0	17.72	0.0591	22.46	0.1763
Middle		1	0	18.13	0.0649	22.97	0.1982
Highest		1	0	18.43	0.0696	23.41	0.2194
Lowest	16QAM	1	0	16.93	0.0493	21.66	0.1466
Middle		1	0	17.29	0.0536	22.18	0.1652
Highest		1	0	17.61	0.0577	22.64	0.1835
Limit	EIRP < 1W			Result		PASS	

LTE Band 4 / 15MHz (Average)							
Channel	Modulation	RB		Horizontal		Vertical	
		Size	Offset	EIRP(dBm)	EIRP(W)	EIRP(dBm)	EIRP(W)
Lowest	QPSK	1	0	17.63	0.0579	22.43	0.1749
Middle		1	0	18.19	0.0658	23.06	0.2021
Highest		1	0	18.20	0.0661	23.36	0.2168
Lowest	16QAM	1	0	16.80	0.0479	21.66	0.1466
Middle		1	0	17.41	0.0550	22.26	0.1682
Highest		1	0	17.51	0.0563	22.61	0.1823
Limit	EIRP < 1W			Result		PASS	

LTE Band 4 / 20MHz (Average)							
Channel	Modulation	RB		Horizontal		Vertical	
		Size	Offset	EIRP(dBm)	EIRP(W)	EIRP(dBm)	EIRP(W)
Lowest	QPSK	1	0	17.64	0.0580	22.54	0.1795
Middle		1	0	18.19	0.0659	23.13	0.2057
Highest		1	0	18.24	0.0667	23.17	0.2073
Lowest	16QAM	1	0	17.03	0.0504	21.67	0.1468
Middle		1	0	17.46	0.0558	22.24	0.1676
Highest		1	0	17.53	0.0566	22.39	0.1734
Limit	EIRP < 1W			Result		PASS	



LTE Band 5 / 1.4MHz (Average)							
Channel	Modulation	RB		Horizontal		Vertical	
		Size	Offset	ERP(dBm)	ERP(W)	ERP(dBm)	ERP(W)
Lowest	QPSK	1	0	5.84	0.0038	18.45	0.0699
Middle		1	0	6.74	0.0047	19.34	0.0860
Highest		1	0	7.29	0.0054	19.33	0.0857
Lowest	16QAM	1	0	5.06	0.0032	17.40	0.0550
Middle		1	0	5.95	0.0039	18.40	0.0692
Highest		1	0	6.50	0.0045	18.52	0.0711
Limit	ERP < 7W			Result		PASS	

LTE Band 5 / 3MHz (Average)							
Channel	Modulation	RB		Horizontal		Vertical	
		Size	Offset	ERP(dBm)	ERP(W)	ERP(dBm)	ERP(W)
Lowest	QPSK	1	0	5.88	0.0039	18.61	0.0726
Middle		1	0	6.88	0.0049	19.37	0.0864
Highest		1	0	7.36	0.0055	19.61	0.0914
Lowest	16QAM	1	0	5.03	0.0032	17.71	0.0590
Middle		1	0	5.98	0.0040	18.59	0.0723
Highest		1	0	6.55	0.0045	18.79	0.0758
Limit	ERP < 7W			Result		PASS	



LTE Band 5 / 5MHz (Average)							
Channel	Modulation	RB		Horizontal		Vertical	
		Size	Offset	ERP(dBm)	ERP(W)	ERP(dBm)	ERP(W)
Lowest	QPSK	1	0	5.82	0.0038	18.50	0.0708
Middle		1	0	6.65	0.0046	19.33	0.0857
Highest		1	0	7.19	0.0052	19.58	0.0908
Lowest	16QAM	1	0	4.95	0.0031	17.70	0.0589
Middle		1	0	5.89	0.0039	18.53	0.0713
Highest		1	0	6.43	0.0044	18.78	0.0755
Limit	ERP < 7W			Result		PASS	

LTE Band 5 / 10MHz (Average)							
Channel	Modulation	RB		Horizontal		Vertical	
		Size	Offset	ERP(dBm)	ERP(W)	ERP(dBm)	ERP(W)
Lowest	QPSK	1	0	5.83	0.0038	18.63	0.0730
Middle		1	0	6.61	0.0046	19.33	0.0858
Highest		1	0	6.61	0.0046	19.62	0.0915
Lowest	16QAM	1	0	5.02	0.0032	17.80	0.0603
Middle		1	0	5.87	0.0039	18.59	0.0722
Highest		1	0	6.37	0.0043	18.85	0.0767
Limit	ERP < 7W			Result		PASS	



LTE Band 7 / 5MHz (Average)							
Channel	Modulation	RB		Horizontal		Vertical	
		Size	Offset	EIRP(dBm)	EIRP(W)	EIRP(dBm)	EIRP(W)
Lowest	QPSK	1	0	19.22	0.0835	21.92	0.1556
Middle		1	0	18.75	0.0750	21.83	0.1523
Highest		1	0	17.85	0.0610	20.64	0.1159
Lowest	16QAM	1	0	16.06	0.0404	19.52	0.0896
Middle		1	0	17.04	0.0506	20.00	0.1000
Highest		1	0	16.42	0.0439	19.13	0.0818
Limit	EIRP < 2W			Result		PASS	

LTE Band 7 / 10MHz (Average)							
Channel	Modulation	RB		Horizontal		Vertical	
		Size	Offset	EIRP(dBm)	EIRP(W)	EIRP(dBm)	EIRP(W)
Lowest	QPSK	1	0	19.03	0.0799	21.80	0.1515
Middle		1	0	18.78	0.0755	21.77	0.1503
Highest		1	0	16.90	0.0489	19.53	0.0898
Lowest	16QAM	1	0	16.44	0.0441	20.00	0.1000
Middle		1	0	17.00	0.0501	20.07	0.1015
Highest		1	0	18.81	0.0761	21.16	0.1307
Limit	EIRP < 2W			Result		PASS	



LTE Band 7 / 15MHz (Average)							
Channel	Modulation	RB		Horizontal		Vertical	
		Size	Offset	EIRP(dBm)	EIRP(W)	EIRP(dBm)	EIRP(W)
Lowest	QPSK	1	0	19.36	0.0863	21.91	0.1552
Middle		1	0	18.98	0.0790	21.89	0.1546
Highest		1	0	19.02	0.0798	21.41	0.1383
Lowest	16QAM	1	0	17.36	0.0544	20.03	0.1006
Middle		1	0	17.20	0.0525	20.15	0.1035
Highest		1	0	17.60	0.0575	19.83	0.0961
Limit	EIRP < 2W			Result		PASS	

LTE Band 7 / 20MHz (Average)							
Channel	Modulation	RB		Horizontal		Vertical	
		Size	Offset	EIRP(dBm)	EIRP(W)	EIRP(dBm)	EIRP(W)
Lowest	QPSK	1	0	19.39	0.0869	21.85	0.1530
Middle		1	0	19.36	0.0862	21.77	0.1502
Highest		1	0	19.15	0.0821	21.39	0.1378
Lowest	16QAM	1	0	16.84	0.0483	20.00	0.1000
Middle		1	0	16.99	0.0500	19.86	0.0969
Highest		1	0	16.08	0.0405	19.01	0.0797
Limit	EIRP < 2W			Result		PASS	



LTE Band 12 / 1.4MHz (Average)							
Channel	Modulation	RB		Horizontal		Vertical	
		Size	Offset	ERP(dBm)	ERP(W)	ERP(dBm)	ERP(W)
Lowest	QPSK	1	0	2.06	0.0016	15.09	0.0323
Middle		1	0	2.31	0.0017	15.61	0.0364
Highest		1	0	3.25	0.0021	16.49	0.0446
Lowest	16QAM	1	0	1.10	0.0013	14.52	0.0283
Middle		1	0	1.62	0.0015	14.86	0.0306
Highest		1	0	2.33	0.0017	15.65	0.0367
Limit	ERP < 3W			Result		PASS	

LTE Band 12 / 3MHz (Average)							
Channel	Modulation	RB		Horizontal		Vertical	
		Size	Offset	ERP(dBm)	ERP(W)	ERP(dBm)	ERP(W)
Lowest	QPSK	1	0	2.13	0.0016	15.42	0.0349
Middle		1	0	2.46	0.0018	15.78	0.0378
Highest		1	0	2.07	0.0016	15.54	0.0359
Lowest	16QAM	1	0	1.18	0.0013	14.66	0.0293
Middle		1	0	1.47	0.0014	14.81	0.0303
Highest		1	0	2.34	0.0017	15.70	0.0371
Limit	ERP < 3W			Result		PASS	



LTE Band 12 / 5MHz (Average)							
Channel	Modulation	RB		Horizontal		Vertical	
		Size	Offset	ERP(dBm)	ERP(W)	ERP(dBm)	ERP(W)
Lowest	QPSK	1	0	1.99	0.0016	15.29	0.0338
Middle		1	0	2.36	0.0017	15.54	0.0358
Highest		1	0	3.10	0.0020	16.39	0.0436
Lowest	16QAM	1	0	1.20	0.0013	14.51	0.0282
Middle		1	0	1.66	0.0015	14.82	0.0303
Highest		1	0	2.35	0.0017	15.77	0.0377
Limit	ERP < 3W			Result		PASS	

LTE Band 12 / 10MHz (Average)							
Channel	Modulation	RB		Horizontal		Vertical	
		Size	Offset	ERP(dBm)	ERP(W)	ERP(dBm)	ERP(W)
Lowest	QPSK	1	0	1.97	0.0016	15.49	0.0354
Middle		1	0	2.50	0.0018	15.69	0.0371
Highest		1	0	2.29	0.0017	15.73	0.0374
Lowest	16QAM	1	0	1.43	0.0014	14.83	0.0304
Middle		1	0	1.61	0.0014	14.96	0.0314
Highest		1	0	1.68	0.0015	15.02	0.0317
Limit	ERP < 3W			Result		PASS	



LTE Band 13 / 5MHz (Average)							
Channel	Modulation	RB		Horizontal		Vertical	
		Size	Offset	ERP(dBm)	ERP(W)	ERP(dBm)	ERP(W)
Lowest	QPSK	1	0	2.74	0.0019	16.86	0.0485
Middle		1	0	2.52	0.0018	16.73	0.0471
Highest		1	0	2.64	0.0018	16.63	0.0460
Lowest	16QAM	1	0	2.09	0.0016	16.05	0.0403
Middle		1	0	1.88	0.0015	15.80	0.0380
Highest		1	0	1.77	0.0015	15.73	0.0374
Limit	ERP < 3W			Result		PASS	

LTE Band 13 / 10MHz (Average)							
Channel	Modulation	RB		Horizontal		Vertical	
		Size	Offset	ERP(dBm)	ERP(W)	ERP(dBm)	ERP(W)
Lowest	QPSK	1	0	-	-	-	-
Middle		1	0	2.62	0.0018	16.71	0.0469
Highest		1	0	-	-	-	-
Lowest	16QAM	1	0	-	-	-	-
Middle		1	0	1.74	0.0015	15.85	0.0385
Highest		1	0	-	-	-	-
Limit	ERP < 3W			Result		PASS	



LTE Band 17 / 5MHz (Average)							
Channel	Modulation	RB		Horizontal		Vertical	
		Size	Offset	ERP(dBm)	ERP(W)	ERP(dBm)	ERP(W)
Lowest	QPSK	1	0	-0.23	0.0009	14.77	0.0300
Middle		1	0	-0.05	0.0010	15.02	0.0317
Highest		1	0	0.41	0.0011	15.50	0.0354
Lowest	16QAM	1	0	-1.12	0.0008	14.09	0.0256
Middle		1	0	-0.77	0.0008	14.43	0.0277
Highest		1	0	-0.30	0.0009	14.88	0.0307
Limit	ERP < 3W			Result		PASS	

LTE Band 17 / 10MHz (Average)							
Channel	Modulation	RB		Horizontal		Vertical	
		Size	Offset	ERP(dBm)	ERP(W)	ERP(dBm)	ERP(W)
Lowest	QPSK	1	0	1.16	0.0013	14.89	0.0309
Middle		1	0	1.47	0.0014	14.88	0.0307
Highest		1	0	1.45	0.0014	14.94	0.0312
Lowest	16QAM	1	0	0.64	0.0012	14.19	0.0262
Middle		1	0	0.87	0.0012	14.15	0.0260
Highest		1	0	0.86	0.0012	14.31	0.0270
Limit	ERP < 3W			Result		PASS	



Radiated Spurious Emission

LTE Band 2

LTE Band 2 / 1.4MHz / QPSK									
Channel	Frequency (MHz)	EIRP (dBm)	Limit (dBm)	Over Limit (dB)	SPA Reading (dBm)	S.G. Power (dBm)	TX Cable loss (dB)	TX Antenna Gain (dBi)	Polarization (H/V)
Lowest	3700	-53.65	-13	-40.65	-72.83	-60.22	1.67	8.24	H
	5548	-38.15	-13	-25.15	-62.87	-45.22	2.65	9.72	H
	7403	-45.73	-13	-32.73	-72.06	-54.88	2.46	11.61	H
	9251	-47.05	-13	-34.05	-74.05	-57.11	2.54	12.60	H
	11098	-46.45	-13	-33.45	-77.65	-56.22	2.69	12.46	H
	14797	-43.55	-13	-30.55	-76.67	-53.39	3.51	13.36	H
	3700	-48.95	-13	-35.95	-69.08	-55.52	1.67	8.24	V
	5548	-30.59	-13	-17.59	-56.28	-37.66	2.65	9.72	V
	7403	-44.96	-13	-31.96	-73.26	-54.11	2.46	11.61	V
	9251	-48.48	-13	-35.48	-78.27	-58.54	2.54	12.60	V
	11098	-41.52	-13	-28.52	-75.09	-51.29	2.69	12.46	V
14806	-41.26	-13	-28.26	-75.66	-51.11	3.52	13.37	V	
Middle	3756	-55.82	-13	-42.82	-75.27	-62.44	1.68	8.31	H
	5639	-39.17	-13	-26.17	-63.87	-46.22	2.71	9.76	H
	7515	-46.84	-13	-33.84	-73.89	-56.22	2.42	11.81	H
	9398	-47.02	-13	-34.02	-74.39	-56.99	2.57	12.54	H
	11278	-45.69	-13	-32.69	-77.5	-55.39	2.68	12.39	H
	15040	-44.84	-13	-31.84	-77.53	-54.88	3.61	13.66	H
	3756	-53.49	-13	-40.49	-73.71	-60.11	1.68	8.31	V
	5639	-34.04	-13	-21.04	-59.77	-41.09	2.71	9.76	V
	7515	-43.68	-13	-30.68	-72.37	-53.06	2.42	11.81	V
	9398	-47.25	-13	-34.25	-77.16	-57.22	2.57	12.54	V
	11278	-42.69	-13	-29.69	-76.86	-52.39	2.68	12.39	V
15040	-42.52	-13	-29.52	-76.27	-52.56	3.61	13.66	V	
Highest	3819	-50.34	-13	-37.34	-73.08	-57.02	1.70	8.38	H
	5723	-34.18	-13	-21.18	-61.19	-41.22	2.75	9.79	H
	7634	-43.84	-13	-30.84	-73.24	-53.33	2.39	11.88	H
	9545	-40.72	-13	-27.72	-70.39	-50.59	2.60	12.47	H
	11449	-41.42	-13	-28.42	-75.54	-51.06	2.68	12.32	H
	15274	-40.82	-13	-27.82	-76.5	-51.09	3.71	13.98	H
	3819	-47.43	-13	-34.43	-70.84	-54.11	1.70	8.38	V
	5723	-31.07	-13	-18.07	-58.87	-38.11	2.75	9.79	V
	7634	-40.57	-13	-27.57	-71.68	-50.06	2.39	11.88	V
	9545	-42.19	-13	-29.19	-74.16	-52.06	2.60	12.47	V
	11449	-39.24	-13	-26.24	-76.02	-48.88	2.68	12.32	V
15274	-37.99	-13	-24.99	-74.52	-48.26	3.71	13.98	V	

Remark: Spurious emissions within 30-1000MHz were found more than 20dB below limit line.



LTE Band 2 / 3MHz / QPSK									
Channel	Frequency (MHz)	EIRP (dBm)	Limit (dBm)	Over Limit (dB)	SPA Reading (dBm)	S.G. Power (dBm)	TX Cable loss (dB)	TX Antenna Gain (dBi)	Polarization (H/V)
Lowest	3700	-54.49	-13	-41.49	-73.61	-61.06	1.67	8.24	H
	5548	-38.36	-13	-25.36	-63.16	-45.43	2.65	9.72	H
	7403	-43.87	-13	-30.87	-71.1	-53.02	2.46	11.61	H
	9251	-47.05	-13	-34.05	-74.13	-57.11	2.54	12.60	H
	11098	-45.75	-13	-32.75	-76.92	-55.52	2.69	12.46	H
	14797	-43.49	-13	-30.49	-76.56	-53.33	3.51	13.36	H
	3700	-49.76	-13	-36.76	-69.84	-56.33	1.67	8.24	V
	5548	-30.59	-13	-17.59	-56.28	-37.66	2.65	9.72	V
	7403	-44.18	-13	-31.18	-72.37	-53.33	2.46	11.61	V
	9251	-48.56	-13	-35.56	-78.24	-58.62	2.54	12.60	V
	11098	-41.45	-13	-28.45	-75.07	-51.22	2.69	12.46	V
14797	-41.75	-13	-28.75	-76.18	-51.59	3.51	13.36	V	
Middle	3756	-55.93	-13	-42.93	-75.33	-62.55	1.68	8.31	H
	5639	-39.06	-13	-26.06	-63.83	-46.11	2.71	9.76	H
	7515	-47.71	-13	-34.71	-74.65	-57.09	2.42	11.81	H
	9391	-47.54	-13	-34.54	-74.85	-57.52	2.57	12.54	H
	11269	-46.68	-13	-33.68	-78.38	-56.39	2.68	12.39	H
	15031	-44.74	-13	-31.74	-77.46	-54.77	3.61	13.64	H
	3756	-54.44	-13	-41.44	-74.54	-61.06	1.68	8.31	V
	5639	-34.28	-13	-21.28	-59.85	-41.33	2.71	9.76	V
	7515	-48.21	-13	-35.21	-76.98	-57.59	2.42	11.81	V
	9391	-48.54	-13	-35.54	-78.42	-58.52	2.57	12.54	V
	11269	-42.51	-13	-29.51	-76.64	-52.22	2.68	12.39	V
15031	-42.24	-13	-29.24	-76.08	-52.27	3.61	13.64	V	
Highest	3814	-51.54	-13	-38.54	-74.41	-58.21	1.70	8.38	H
	5723	-35.92	-13	-22.92	-62.81	-42.96	2.75	9.79	H
	7627	-44.77	-13	-31.77	-74.37	-54.26	2.39	11.88	H
	9538	-42.38	-13	-29.38	-71.98	-52.26	2.60	12.48	H
	11440	-42.28	-13	-29.28	-76.46	-51.92	2.68	12.32	H
	15256	-41.81	-13	-28.81	-76.37	-52.06	3.70	13.96	H
	3814	-48.59	-13	-35.59	-71.85	-55.26	1.70	8.38	V
	5723	-32.94	-13	-19.94	-60.78	-39.98	2.75	9.79	V
	7627	-41.32	-13	-28.32	-72.41	-50.81	2.39	11.88	V
	9538	-41.81	-13	-28.81	-74.01	-51.69	2.60	12.48	V
	11440	-38.42	-13	-25.42	-75.25	-48.06	2.68	12.32	V
15256	-38.41	-13	-25.41	-74.81	-48.66	3.70	13.96	V	

Remark: Spurious emissions within 30-1000MHz were found more than 20dB below limit line.



LTE Band 2 / 5MHz / QPSK									
Channel	Frequency (MHz)	EIRP (dBm)	Limit (dBm)	Over Limit (dB)	SPA Reading (dBm)	S.G. Power (dBm)	TX Cable loss (dB)	TX Antenna Gain (dBi)	Polarization (H/V)
Lowest	3700	-54.31	-13	-41.31	-73.32	-60.88	1.67	8.24	H
	5548	-38.49	-13	-25.49	-63.19	-45.56	2.65	9.72	H
	7403	-43.86	-13	-30.86	-71.14	-53.01	2.46	11.61	H
	9251	-46.31	-13	-33.31	-73.47	-56.37	2.54	12.60	H
	11098	-45.92	-13	-32.92	-77.17	-55.69	2.69	12.46	H
	14806	-42.48	-13	-29.48	-75.57	-52.33	3.52	13.37	H
	3700	-50.31	-13	-37.31	-70.4	-56.88	1.67	8.24	V
	5548	-30.81	-13	-17.81	-56.66	-37.88	2.65	9.72	V
	7403	-45.06	-13	-32.06	-73.29	-54.21	2.46	11.61	V
	9251	-47.71	-13	-34.71	-77.39	-57.77	2.54	12.60	V
	11098	-41.82	-13	-28.82	-75.42	-51.59	2.69	12.46	V
14806	-40.77	-13	-27.77	-74.99	-50.62	3.52	13.37	V	
Middle	3756	-55.71	-13	-42.71	-75.05	-62.33	1.68	8.31	H
	5632	-40.11	-13	-27.11	-64.8	-47.16	2.70	9.75	H
	7508	-45.68	-13	-32.68	-72.39	-55.06	2.43	11.80	H
	9391	-47.68	-13	-34.68	-74.92	-57.66	2.57	12.54	H
	11269	-45.98	-13	-32.98	-77.76	-55.69	2.68	12.39	H
	15022	-44.75	-13	-31.75	-77.42	-54.77	3.61	13.63	H
	3756	-53.64	-13	-40.64	-73.84	-60.26	1.68	8.31	V
	5632	-33.84	-13	-20.84	-59.66	-40.89	2.70	9.75	V
	7508	-44.68	-13	-31.68	-73.29	-54.06	2.43	11.80	V
	9391	-46.94	-13	-33.94	-76.81	-56.92	2.57	12.54	V
	11269	-41.51	-13	-28.51	-75.66	-51.22	2.68	12.39	V
15022	-43.04	-13	-30.04	-76.78	-53.06	3.61	13.63	V	
Highest	3812	-50.21	-13	-37.21	-72.94	-56.88	1.70	8.37	H
	5716	-36.73	-13	-23.73	-63.64	-43.77	2.75	9.79	H
	7620	-44.19	-13	-31.19	-73.69	-53.67	2.39	11.87	H
	9524	-42.33	-13	-29.33	-71.86	-52.22	2.59	12.49	H
	11431	-42.42	-13	-29.42	-76.46	-52.06	2.68	12.33	H
									H
	3812	-47.39	-13	-34.39	-70.64	-54.06	1.70	8.37	V
	5716	-32.78	-13	-19.78	-60.57	-39.82	2.75	9.79	V
	7620	-41.40	-13	-28.40	-72.62	-50.88	2.39	11.87	V
	9524	-42.57	-13	-29.57	-74.69	-52.46	2.59	12.49	V
	11431	-39.33	-13	-26.33	-76.02	-48.97	2.68	12.33	V
								V	

Remark: Spurious emissions within 30-1000MHz were found more than 20dB below limit line.



LTE Band 2 / 10MHz / QPSK									
Channel	Frequency (MHz)	EIRP (dBm)	Limit (dBm)	Over Limit (dB)	SPA Reading (dBm)	S.G. Power (dBm)	TX Cable loss (dB)	TX Antenna Gain (dBi)	Polarization (H/V)
Lowest	3700	-58.19	-13	-45.19	-77.18	-64.76	1.67	8.24	H
	5552	-42.55	-13	-29.55	-67.15	-49.62	2.65	9.72	H
	7400	-49.45	-13	-36.45	-75.84	-58.59	2.46	11.60	H
	9252	-50.02	-13	-37.02	-76.98	-60.08	2.54	12.60	H
	11100	-47.68	-13	-34.68	-78.77	-57.45	2.69	12.46	H
									H
	3700	-54.19	-13	-41.19	-74.12	-60.76	1.67	8.24	V
	5552	-33.97	-13	-20.97	-59.76	-41.04	2.65	9.72	V
	7400	-46.34	-13	-33.34	-74.47	-55.48	2.46	11.60	V
	9252	-49.90	-13	-36.90	-79.46	-59.96	2.54	12.60	V
11100	-44.69	-13	-31.69	-78.17	-54.46	2.69	12.46	V	
								V	
Middle	3752	-58.42	-13	-45.42	-77.62	-65.04	1.68	8.30	H
	5628	-44.57	-13	-31.57	-69.16	-51.62	2.70	9.75	H
	7500	-50.81	-13	-37.81	-77.54	-60.18	2.43	11.80	H
	9380	-50.93	-13	-37.93	-78.07	-60.91	2.56	12.55	H
									H
									H
	3752	-57.12	-13	-44.12	-77.24	-63.74	1.68	8.30	V
	5628	-37.38	-13	-24.38	-63.03	-44.43	2.70	9.75	V
	7500	-48.15	-13	-35.15	-76.58	-57.52	2.43	11.80	V
	9380	-49.38	-13	-36.38	-79.13	-59.36	2.56	12.55	V
								V	
								V	
Highest	3800	-52.97	-13	-39.97	-75.7	-59.63	1.70	8.36	H
	5704	-41.53	-13	-28.53	-68.38	-48.57	2.74	9.78	H
	7600	-47.97	-13	-34.97	-77.53	-57.43	2.40	11.86	H
	9504	-47.70	-13	-34.70	-77.16	-57.61	2.59	12.50	H
	11440	-44.69	-13	-31.69	-78.66	-54.33	2.68	12.32	H
									H
	3800	-50.17	-13	-37.17	-73.35	-56.83	1.70	8.36	V
	5704	-37.64	-13	-24.64	-65.43	-44.68	2.74	9.78	V
	7600	-44.41	-13	-31.41	-75.61	-53.87	2.40	11.86	V
	9504	-45.82	-13	-32.82	-77.83	-55.73	2.59	12.50	V
11440	-41.78	-13	-28.78	-78.19	-51.42	2.68	12.32	V	
								V	

Remark: Spurious emissions within 30-1000MHz were found more than 20dB below limit line.



LTE Band 2 / 15MHz / QPSK									
Channel	Frequency (MHz)	EIRP (dBm)	Limit (dBm)	Over Limit (dB)	SPA Reading (dBm)	S.G. Power (dBm)	TX Cable loss (dB)	TX Antenna Gain (dBi)	Polarization (H/V)
Lowest	3700	-54.65	-13	-41.65	-73.8	-61.22	1.67	8.24	H
	5555	-48.15	-13	-35.15	62.94	-55.22	2.66	9.72	H
	7403	-46.87	-13	-33.87	73.22	-56.02	2.46	11.61	H
	9251	-47.05	-13	-34.05	-74.03	-57.11	2.54	12.60	H
	11107	-44.92	-13	-31.92	-76.13	-54.69	2.69	12.46	H
	14806	-43.84	-13	-30.84	-76.94	-53.69	3.52	13.37	H
	3700	-49.98	-13	-36.98	-70.12	-56.55	1.67	8.24	V
	5555	-29.71	-13	-16.71	-55.53	-36.78	2.66	9.72	V
	7403	-44.62	-13	-31.62	-72.73	-53.77	2.46	11.61	V
	9251	-48.41	-13	-35.41	-78.02	-58.47	2.54	12.60	V
	11107	-41.44	-13	-28.44	-75.08	-51.21	2.69	12.46	V
14806	-40.48	-13	-27.48	-74.77	-50.33	3.52	13.37	V	
Middle	3744	-57.62	-13	-44.62	-76.89	-64.23	1.68	8.29	H
	5620	-44.95	-13	-31.95	-69.54	-52	2.69	9.75	H
	7492	-49.86	-13	-36.86	-76.46	-59.21	2.43	11.78	H
	9368	-49.15	-13	-36.15	-76.26	-59.14	2.56	12.55	H
									H
									H
	3744	-55.97	-13	-42.97	-76.06	-62.58	1.68	8.29	V
	5620	-38.12	-13	-25.12	-63.63	-45.17	2.69	9.75	V
	7492	-47.73	-13	-34.73	-76.03	-57.08	2.43	11.78	V
	9368	-49.30	-13	-36.30	-79.07	-59.29	2.56	12.55	V
									V
								V	
Highest	3791	-50.23	-13	-37.23	-72.45	-56.88	1.70	8.35	H
	5688	-36.72	-13	-23.72	-63.71	-43.76	2.73	9.78	H
	7585	-46.77	-13	-33.77	-76.33	-56.22	2.40	11.85	H
	9482	-42.74	-13	-29.74	-72.19	-52.66	2.59	12.51	H
	11377	-41.21	-13	-28.21	-75.22	-50.88	2.68	12.35	H
	15166	-39.89	-13	-26.89	-75.43	-50.06	3.67	13.83	H
	3791	-46.41	-13	-33.41	-69.35	-53.06	1.70	8.35	V
	5688	-32.04	-13	-19.04	-60	-39.08	2.73	9.78	V
	7585	-43.23	-13	-30.23	-75.25	-52.68	2.40	11.85	V
	9482	-44.41	-13	-31.41	-76.56	-54.33	2.59	12.51	V
	11377	-36.88	-13	-23.88	-73.31	-46.55	2.68	12.35	V
15166	-36.89	-13	-23.89	-73.16	-47.06	3.67	13.83	V	

Remark: Spurious emissions within 30-1000MHz were found more than 20dB below limit line.



LTE Band 2 / 20MHz / QPSK									
Channel	Frequency (MHz)	EIRP (dBm)	Limit (dBm)	Over Limit (dB)	SPA Reading (dBm)	S.G. Power (dBm)	TX Cable loss (dB)	TX Antenna Gain (dBi)	Polarization (H/V)
Lowest	3700	-53.95	-13	-40.95	-73.05	-60.52	1.67	8.24	H
	5555	-38.56	-13	-25.56	-63.2	-45.63	2.66	9.72	H
	7403	-45.91	-13	-32.91	-72.48	-55.06	2.46	11.61	H
	9258	-47.46	-13	-34.46	-74.34	-57.52	2.54	12.60	H
	11107	-45.64	-13	-32.64	-76.84	-55.41	2.69	12.46	H
	14806	-44.07	-13	-31.07	-77.06	-53.92	3.52	13.37	H
	3700	-48.76	-13	-35.76	-68.9	-55.33	1.67	8.24	V
	5555	-30.14	-13	-17.14	-56.01	-37.21	2.66	9.72	V
	7403	-45.52	-13	-32.52	-73.71	-54.67	2.46	11.61	V
	9258	-48.68	-13	-35.68	-78.4	-58.74	2.54	12.60	V
	11107	-41.92	-13	-28.92	-75.46	-51.69	2.69	12.46	V
14806	-41.67	-13	-28.67	-76	-51.52	3.52	13.37	V	
Middle	3742	-53.45	-13	-40.45	-72.77	-60.06	1.68	8.29	H
	5611	-41.26	-13	-28.26	-65.96	-48.32	2.69	9.74	H
	7487	-46.42	-13	-33.42	-73.13	-55.76	2.43	11.77	H
	9356	-47.33	-13	-34.33	-74.39	-57.33	2.56	12.56	H
	11224	-46.29	-13	-33.29	-77.72	-56.02	2.69	12.41	H
	14968	-44.61	-13	-31.61	-77.59	-54.59	3.58	13.56	H
	3742	-50.61	-13	-37.61	-70.86	-57.22	1.68	8.29	V
	5611	-34.83	-13	-21.83	-60.37	-41.89	2.69	9.74	V
	7487	-45.12	-13	-32.12	-73.52	-54.46	2.43	11.77	V
	9356	-47.81	-13	-34.81	-77.66	-57.81	2.56	12.56	V
	11224	-42.33	-13	-29.33	-76.24	-52.06	2.69	12.41	V
14968	-42.46	-13	-29.46	-76.46	-52.44	3.58	13.56	V	
Highest	3784	-51.47	-13	-38.47	-73.93	-58.12	1.69	8.34	H
	5674	-35.08	-13	-22.08	-62.04	-42.12	2.73	9.77	H
	7564	-45.68	-13	-32.68	-75.16	-55.11	2.41	11.84	H
	9454	-43.47	-13	-30.47	-72.91	-53.41	2.58	12.52	H
	11341	-41.64	-13	-28.64	-75.65	-51.32	2.68	12.36	H
	15130	-41.28	-13	-28.28	-76.68	-51.41	3.65	13.78	H
	3784	-48.37	-13	-35.37	-71.4	-55.02	1.69	8.34	V
	5674	-30.22	-13	-17.22	-58.15	-37.26	2.73	9.77	V
	7564	-43.63	-13	-30.63	-74.66	-53.06	2.41	11.84	V
	9454	-44.08	-13	-31.08	-76.2	-54.02	2.58	12.52	V
	11350	-38.54	-13	-25.54	-75.07	-48.22	2.68	12.36	V
15130	-38.80	-13	-25.80	-74.93	-48.93	3.65	13.78	V	

Remark: Spurious emissions within 30-1000MHz were found more than 20dB below limit line.



LTE Band 4

LTE Band 4 / 1.4MHz / QPSK									
Channel	Frequency (MHz)	EIRP (dBm)	Limit (dBm)	Over Limit (dB)	SPA Reading (dBm)	S.G. Power (dBm)	TX Cable loss (dB)	TX Antenna Gain (dBi)	Polarization (H/V)
Lowest	3420	-57.88	-13	-44.88	-75.39	-63.95	1.58	7.65	H
	5128	-40.96	-13	-27.96	-64.31	-48.25	2.41	9.70	H
	6843	-51.76	-13	-38.76	-77.92	-59.73	2.64	10.61	H
									H
									H
									H
	3420	-55.94	-13	-42.94	-74.76	-62.01	1.58	7.65	V
	5128	-33.96	-13	-20.96	-58.31	-41.25	2.41	9.70	V
	6843	-45.91	-13	-32.91	-73.28	-53.88	2.64	10.61	V
									V
									V
									V
Middle	3462	-57.08	-13	-44.08	-74.63	-63.32	1.59	7.83	H
	5198	-42.27	-13	-29.27	-65.57	-49.52	2.45	9.70	H
	6927	-48.83	-13	-35.83	-75	-56.93	2.61	10.71	H
	10392	-47.28	-13	-34.28	-76.35	-56.94	2.69	12.36	H
									H
									H
	3462	-54.09	-13	-41.09	-72.95	-60.33	1.59	7.83	V
	5198	-34.58	-13	-21.58	-58.95	-41.83	2.45	9.70	V
	6927	-45.25	-13	-32.25	-72.53	-53.35	2.61	10.71	V
	10392	-44.96	-13	-31.96	-76.61	-54.62	2.69	12.36	V
									V
									V
Highest	3504	-58.83	-13	-45.83	-76.41	-65.23	1.61	8.00	H
	5261	-45.31	-13	-32.31	-69.35	-52.52	2.49	9.70	H
	7018	-46.08	-13	-33.08	-72.33	-54.33	2.58	10.84	H
									H
									H
									H
	3504	-56.76	-13	-43.76	-75.69	-63.16	1.61	8.00	V
	5261	-37.81	-13	-24.81	-62.8	-45.02	2.49	9.70	V
	7018	-42.32	-13	-29.32	-69.53	-50.57	2.58	10.84	V
									V
									V
									V

Remark: Spurious emissions within 30-1000MHz were found more than 20dB below limit line.



LTE Band 4 / 3MHz / QPSK									
Channel	Frequency (MHz)	EIRP (dBm)	Limit (dBm)	Over Limit (dB)	SPA Reading (dBm)	S.G. Power (dBm)	TX Cable loss (dB)	TX Antenna Gain (dBi)	Polarization (H/V)
Lowest	3423	-57.76	-13	-44.76	-75.24	-63.84	1.58	7.66	H
	5128	-41.29	-13	-28.29	-64.62	-48.58	2.41	9.70	H
	6843	-51.36	-13	-38.36	-77.5	-59.33	2.64	10.61	H
									H
									H
									H
	3423	-55.67	-13	-42.67	-74.49	-61.75	1.58	7.66	V
	5128	-33.64	-13	-20.64	-58.03	-40.93	2.41	9.70	V
	6843	-45.57	-13	-32.57	-72.86	-53.54	2.64	10.61	V
									V
Middle	3462	-57.39	-13	-44.39	-74.89	-63.63	1.59	7.83	H
	5191	-41.98	-13	-28.98	-65.32	-49.23	2.45	9.70	H
	6927	-48.67	-13	-35.67	-74.79	-56.77	2.61	10.71	H
	10384	-46.88	-13	-33.88	-75.92	-56.54	2.69	12.35	H
									H
									H
	3462	-53.94	-13	-40.94	-72.8	-60.18	1.59	7.83	V
	5191	-33.99	-13	-20.99	-58.44	-41.24	2.45	9.70	V
	6927	-45.28	-13	-32.28	-72.54	-53.38	2.61	10.71	V
	10384	-45.58	-13	-32.58	-77.17	-55.24	2.69	12.35	V
Highest	3504	-58.33	-13	-45.33	-75.88	-64.73	1.61	8.00	H
	5254	-44.98	-13	-31.98	-69.16	-52.2	2.48	9.70	H
	7011	-46.27	-13	-33.27	-72.41	-54.51	2.59	10.82	H
									H
									H
									H
	3504	-56.57	-13	-43.57	-75.46	-62.97	1.61	8.00	V
	5254	-36.64	-13	-23.64	-61.65	-43.86	2.48	9.70	V
	7011	-42.59	-13	-29.59	-69.76	-50.83	2.59	10.82	V
									V

Remark: Spurious emissions within 30-1000MHz were found more than 20dB below limit line.



LTE Band 4 / 5MHz / QPSK									
Channel	Frequency (MHz)	EIRP (dBm)	Limit (dBm)	Over Limit (dB)	SPA Reading (dBm)	S.G. Power (dBm)	TX Cable loss (dB)	TX Antenna Gain (dBi)	Polarization (H/V)
Lowest	3420	-58.56	-13	-45.56	-76.05	-64.63	1.58	7.65	H
	5128	-41.49	-13	-28.49	-64.83	-48.78	2.41	9.70	H
	6843	-51.76	-13	-38.76	-77.88	-59.73	2.64	10.61	H
									H
									H
									H
	3420	-56.48	-13	-43.48	-75.23	-62.55	1.58	7.65	V
	5128	-34.76	-13	-21.76	-59.09	-42.05	2.41	9.70	V
	6843	-45.05	-13	-32.05	-72.41	-53.02	2.64	10.61	V
									V
Middle	3465	-57.09	-13	-44.09	-74.63	-63.34	1.59	7.85	H
	5197.5	-41.42	-13	-28.42	-64.67	-48.67	2.45	9.70	H
	6930	-51.57	-13	-38.57	-77.7	-59.67	2.61	10.72	H
	10384	-48.07	-13	-35.07	-77.12	-57.73	2.69	12.35	H
									H
									H
	3465	-54.34	-13	-41.34	-73.12	-60.59	1.59	7.85	V
	5197.5	-34.87	-13	-21.87	-59.25	-42.12	2.45	9.70	V
	6930	-47.17	-13	-34.17	-74.48	-55.27	2.61	10.72	V
	10384	-45.33	-13	-32.33	-76.9	-54.99	2.69	12.35	V
Highest	3497	-58.11	-13	-45.11	-75.68	-64.49	1.60	7.99	H
	5247	-45.92	-13	-32.92	-69.73	-53.14	2.48	9.70	H
	7004	-46.27	-13	-33.27	-72.47	-54.49	2.59	10.81	H
									H
									H
									H
	3497	-55.48	-13	-42.48	-74.41	-61.86	1.60	7.99	V
	5247	-38.94	-13	-25.94	-63.73	-46.16	2.48	9.70	V
	7004	-42.56	-13	-29.56	-69.74	-50.78	2.59	10.81	V
									V

Remark: Spurious emissions within 30-1000MHz were found more than 20dB below limit line.



LTE Band 4 / 10MHz / QPSK									
Channel	Frequency (MHz)	EIRP (dBm)	Limit (dBm)	Over Limit (dB)	SPA Reading (dBm)	S.G. Power (dBm)	TX Cable loss (dB)	TX Antenna Gain (dBi)	Polarization (H/V)
Lowest	3420	-57.86	-13	-44.86	-75.34	-63.93	1.58	7.65	H
	5128	-41.82	-13	-28.82	-65.18	-49.11	2.41	9.70	H
	6843	-51.86	-13	-38.86	-77.98	-59.83	2.64	10.61	H
	10264	-47.76	-13	-34.76	-76.36	-57.37	2.69	12.31	H
									H
									H
	3420	-55.57	-13	-42.57	-74.37	-61.64	1.58	7.65	V
	5128	-34.32	-13	-21.32	-58.66	-41.61	2.41	9.70	V
	6843	-46.06	-13	-33.06	-73.43	-54.03	2.64	10.61	V
	10264	-45.94	-13	-32.94	-77.15	-55.55	2.69	12.31	V
								V	
								V	
Middle	3455	-57.31	-13	-44.31	-74.81	-63.52	1.59	7.80	H
	5184	-42.06	-13	-29.06	-65.39	-49.32	2.44	9.70	H
	6913	-51.14	-13	-38.14	-77.33	-59.22	2.62	10.70	H
	8642	-51.73	-13	-38.73	-78.22	-61.88	2.41	12.56	H
	10368	-47.81	-13	-34.81	-76.72	-57.46	2.69	12.35	H
	13824	-42.45	-13	-29.45	-76.03	-53.34	3.14	14.02	H
	3455	-54.68	-13	-41.68	-73.49	-60.89	1.59	7.80	V
	5184	-32.36	-13	-19.36	-56.77	-39.62	2.44	9.70	V
	6913	-47.90	-13	-34.90	-75.19	-55.98	2.62	10.70	V
	8642	-50.81	-13	-37.81	-79.43	-60.96	2.41	12.56	V
10368	-45.51	-13	-32.51	-76.98	-55.16	2.69	12.35	V	
13824	-43.33	-13	-30.33	-78.99	-54.22	3.14	14.02	V	
Highest	3500	-56.84	-13	-43.84	-74.42	-63.24	1.60	8.00	H
	5250	-48.69	-13	-35.69	-72.46	-55.91	2.48	9.70	H
	7000	-47.47	-13	-34.47	-73.63	-55.68	2.59	10.80	H
									H
									H
									H
	3500	-54.67	-13	-41.67	-73.57	-61.07	1.60	8.00	V
	5250	-39.46	-13	-26.46	-64.21	-46.68	2.48	9.70	V
	7000	-43.58	-13	-30.58	-70.79	-51.79	2.59	10.80	V
									V
								V	
								V	

Remark: Spurious emissions within 30-1000MHz were found more than 20dB below limit line.



LTE Band 4 / 15MHz / QPSK									
Channel	Frequency (MHz)	EIRP (dBm)	Limit (dBm)	Over Limit (dB)	SPA Reading (dBm)	S.G. Power (dBm)	TX Cable loss (dB)	TX Antenna Gain (dBi)	Polarization (H/V)
Lowest	3421	-58.72	-13	-45.72	-76.13	-64.79	1.58	7.65	H
	5131.5	-42.47	-13	-29.47	-65.81	-49.76	2.41	9.70	H
	6842	-51.50	-13	-38.50	-77.54	-59.47	2.64	10.61	H
									H
									H
									H
	3421	-55.95	-13	-42.95	-74.72	-62.02	1.58	7.65	V
	5131.5	-34.06	-13	-21.06	-58.46	-41.35	2.41	9.70	V
	6842	-46.08	-13	-33.08	-73.39	-54.05	2.64	10.61	V
									V
Middle	3448	-58.56	-13	-45.56	-76.02	-64.74	1.59	7.77	H
	5177	-44.82	-13	-31.82	-68.12	-52.08	2.44	9.70	H
	6906	-48.57	-13	-35.57	-74.77	-56.64	2.62	10.69	H
									H
									H
									H
	3448	-55.78	-13	-42.78	-74.58	-61.96	1.59	7.77	V
	5177	-36.07	-13	-23.07	-60.49	-43.33	2.44	9.70	V
	6906	-44.98	-13	-31.98	-72.31	-53.05	2.62	10.69	V
									V
Highest	3495	-56.58	-13	-43.58	-74.11	-62.96	1.60	7.98	H
	5242.5	-43.69	-13	-30.69	-67.26	-50.91	2.48	9.70	H
	6990	-47.76	-13	-34.76	-73.93	-55.95	2.59	10.79	H
									H
									H
									H
	3495	-54.40	-13	-41.40	-73.29	-60.78	1.60	7.98	V
	5242.5	-36.06	-13	-23.06	-60.66	-43.28	2.48	9.70	V
	6990	-45.82	-13	-32.82	-72.99	-54.01	2.59	10.79	V
									V

Remark: Spurious emissions within 30-1000MHz were found more than 20dB below limit line.



LTE Band 4 / 20MHz / QPSK									
Channel	Frequency (MHz)	EIRP (dBm)	Limit (dBm)	Over Limit (dB)	SPA Reading (dBm)	S.G. Power (dBm)	TX Cable loss (dB)	TX Antenna Gain (dBi)	Polarization (H/V)
Lowest	3420	-57.67	-13	-44.67	-75.2	-63.74	1.58	7.65	H
	5135	-41.98	-13	-28.98	-65.32	-49.27	2.41	9.70	H
	6843	-51.06	-13	-38.06	-77.19	-59.03	2.64	10.61	H
	10264	-47.94	-13	-34.94	-76.55	-57.55	2.69	12.31	H
									H
									H
	3420	-55.68	-13	-42.68	-74.5	-61.75	1.58	7.65	V
	5135	-33.64	-13	-20.64	-57.99	-40.93	2.41	9.70	V
	6843	-46.66	-13	-33.66	-74.01	-54.63	2.64	10.61	V
	10264	-46.12	-13	-33.12	-77.32	-55.73	2.69	12.31	V
								V	
								V	
Middle	3448	-58.36	-13	-45.36	-75.82	-64.54	1.59	7.77	H
	5170	-42.47	-13	-29.47	-65.8	-49.74	2.43	9.70	H
	6892	-50.08	-13	-37.08	-76.25	-58.13	2.63	10.67	H
	10344	-47.78	-13	-34.78	-76.62	-57.42	2.69	12.34	H
									H
									H
	3448	-55.88	-13	-42.88	-74.74	-62.06	1.59	7.77	V
	5170	-34.96	-13	-21.96	-59.34	-42.23	2.43	9.70	V
	6892	-47.03	-13	-34.03	-74.35	-55.08	2.63	10.67	V
	10344	-45.68	-13	-32.68	-77.17	-55.32	2.69	12.34	V
								V	
								V	
Highest	3469	-56.52	-13	-43.52	-74	-62.79	1.59	7.86	H
	5205	-43.33	-13	-30.33	-66.6	-50.57	2.46	9.70	H
	6941	-52.23	-13	-39.23	-76.83	-60.35	2.61	10.73	H
	10416	-47.98	-13	-34.98	-77.07	-57.65	2.69	12.37	H
									H
									H
	3469	-54.27	-13	-41.27	-73.07	-60.54	1.59	7.86	V
	5205	-34.97	-13	-21.97	-59.41	-42.21	2.46	9.70	V
	6941	-45.56	-13	-32.56	-72.81	-53.68	2.61	10.73	V
	10416	-45.05	-13	-32.05	-76.8	-54.72	2.69	12.37	V
								V	
								V	

Remark: Spurious emissions within 30-1000MHz were found more than 20dB below limit line.



LTE Band 5

LTE Band 5 / 1.4MHz / QPSK									
Channel	Frequency (MHz)	ERP (dBm)	Limit (dBm)	Over Limit (dB)	SPA Reading (dBm)	S.G. Power (dBm)	TX Cable loss (dB)	TX Antenna Gain (dBi)	Polarization (H/V)
Lowest	1648	-64.63	-13	-51.63	-75.68	-66.39	0.98	4.89	H
	2472	-60.41	-13	-47.41	-76.73	-62.29	1.28	5.32	H
	3296	-60.36	-13	-47.36	-77.62	-63.77	1.54	7.10	H
	4944	-55.03	-13	-42.03	-78.56	-60.16	2.30	9.59	H
									H
									H
	1648	-63.93	-13	-50.93	-75.82	-65.69	0.98	4.89	V
	2472	-58.89	-13	-45.89	-76.48	-60.77	1.28	5.32	V
	3296	-58.61	-13	-45.61	-77.38	-62.02	1.54	7.10	V
	4944	-52.95	-13	-39.95	-77.47	-58.08	2.30	9.59	V
									V
									V
Middle	1672	-64.65	-13	-51.65	-75.85	-66.33	0.99	4.82	H
	2509	-60.15	-13	-47.15	-76.75	-62.11	1.29	5.41	H
	3345	-59.91	-13	-46.91	-77.35	-63.52	1.56	7.32	H
									H
									H
									H
	1672	-63.91	-13	-50.91	-75.88	-65.59	0.99	4.82	V
	2509	-58.37	-13	-45.37	-76.33	-60.33	1.29	5.41	V
	3345	-58.51	-13	-45.51	-77.43	-62.12	1.56	7.32	V
									V
									V
									V
Highest	1696	-61.42	-13	-48.42	-72.97	-63.02	1.00	4.75	H
	2544	-59.91	-13	-46.91	-76.44	-61.89	1.30	5.44	H
	3392	-59.99	-13	-46.99	-77.69	-63.79	1.57	7.52	H
	5088	-54.06	-13	-41.06	-77.23	-59.22	2.39	9.70	H
									H
									H
	1696	-60.51	-13	-47.51	-73	-62.11	1.00	4.75	V
	2544	-57.79	-13	-44.79	-75.9	-59.77	1.30	5.44	V
	3392	-58.79	-13	-45.79	-77.67	-62.59	1.57	7.52	V
	5088	-51.61	-13	-38.61	-76.94	-56.77	2.39	9.70	V
									V
									V

Remark: Spurious emissions within 30-1000MHz were found more than 20dB below limit line.



LTE Band 5 / 3MHz / QPSK									
Channel	Frequency (MHz)	ERP (dBm)	Limit (dBm)	Over Limit (dB)	SPA Reading (dBm)	S.G. Power (dBm)	TX Cable loss (dB)	TX Antenna Gain (dBi)	Polarization (H/V)
Lowest	1648	-64.35	-13	-51.35	-75.42	-66.11	0.98	4.89	H
	2472	-60.34	-13	-47.34	-76.59	-62.22	1.28	5.32	H
	3297	-60.35	-13	-47.35	-77.6	-63.77	1.54	7.11	H
	4944	-51.98	-13	-38.98	-75.33	-57.11	2.30	9.59	H
									H
									H
	1648	-63.63	-13	-50.63	-75.39	-65.39	0.98	4.89	V
	2472	-58.56	-13	-45.56	-76.25	-60.44	1.28	5.32	V
	3297	-58.36	-13	-45.36	-77.29	-61.78	1.54	7.11	V
	4944	-51.29	-13	-38.29	-75.86	-56.42	2.30	9.59	V
									V
									V
Middle	1672	-64.21	-13	-51.21	-75.37	-65.89	0.99	4.82	H
	2504	-60.15	-13	-47.15	-76.72	-62.11	1.29	5.40	H
	3336	-59.75	-13	-46.75	-77.28	-63.33	1.55	7.28	H
	5008	-53.56	-13	-40.56	-76.88	-58.77	2.34	9.70	H
									H
									H
	1672	-63.43	-13	-50.43	-75.29	-65.11	0.99	4.82	V
	2504	-58.16	-13	-45.16	-76.2	-60.12	1.29	5.40	V
	3336	-58.64	-13	-45.64	-77.6	-62.22	1.55	7.28	V
	5008	-51.91	-13	-38.91	-76.36	-57.12	2.34	9.70	V
									V
									V
Highest	1688	-60.53	-13	-47.53	-71.85	-62.16	1.00	4.77	H
	2536	-60.01	-13	-47.01	-76.68	-61.99	1.30	5.43	H
	3376	-59.78	-13	-46.78	-77.33	-63.52	1.57	7.45	H
	5080	-53.95	-13	-40.95	-77.44	-59.12	2.38	9.70	H
									H
									H
	1688	-58.03	-13	-45.03	-70.14	-59.66	1.00	4.77	V
	2536	-57.54	-13	-44.54	-75.59	-59.52	1.30	5.43	V
	3376	-58.62	-13	-45.62	-77.55	-62.36	1.57	7.45	V
	5080	-51.89	-13	-38.89	-76.29	-57.06	2.38	9.70	V
									V
									V

Remark: Spurious emissions within 30-1000MHz were found more than 20dB below limit line.



LTE Band 5 / 5MHz / QPSK									
Channel	Frequency (MHz)	ERP (dBm)	Limit (dBm)	Over Limit (dB)	SPA Reading (dBm)	S.G. Power (dBm)	TX Cable loss (dB)	TX Antenna Gain (dBi)	Polarization (H/V)
Lowest	1648	-64.57	-13	-51.57	-75.62	-66.33	0.98	4.89	H
	2473	-60.32	-13	-47.32	-76.64	-62.21	1.28	5.32	H
	3296	-59.65	-13	-46.65	-76.97	-63.06	1.54	7.10	H
	4944	-52.98	-13	-39.98	-76.49	-58.11	2.30	9.59	H
									H
									H
	1648	-63.93	-13	-50.93	-75.71	-65.69	0.98	4.89	V
	2473	-59.04	-13	-46.04	-76.71	-60.93	1.28	5.32	V
	3296	-58.36	-13	-45.36	-77.37	-61.77	1.54	7.10	V
	4944	-51.53	-13	-38.53	-76.13	-56.66	2.30	9.59	V
								V	
								V	
Middle	1669	-65.37	-13	-52.37	-76.42	-67.06	0.99	4.83	H
	2502	-59.31	-13	-46.31	-75.76	-61.27	1.29	5.40	H
	3336	-60.97	-13	-47.97	-78.33	-64.55	1.55	7.28	H
	5005	-55.38	-13	-42.38	-78.72	-60.59	2.34	9.70	H
									H
									H
	1669	-64.62	-13	-51.62	-76.39	-66.31	0.99	4.83	V
	2502	-59.13	-13	-46.13	-76.96	-61.09	1.29	5.40	V
	3336	-59.49	-13	-46.49	-78.32	-63.07	1.55	7.28	V
	5005	-54.90	-13	-41.90	-79.16	-60.11	2.34	9.70	V
								V	
								V	
Highest	1688	-60.43	-13	-47.43	-71.58	-62.06	1.00	4.77	H
	2536	-58.91	-13	-45.91	-75.41	-60.89	1.30	5.43	H
	3376	-59.92	-13	-46.92	-77.41	-63.66	1.57	7.45	H
	5064	-53.08	-13	-40.08	-76.5	-58.26	2.37	9.70	H
									H
									H
	1688	-59.48	-13	-46.48	-71.5	-61.11	1.00	4.77	V
	2536	-57.01	-13	-44.01	-74.99	-58.99	1.30	5.43	V
	3376	-58.48	-13	-45.48	-77.41	-62.22	1.57	7.45	V
	5064	-50.49	-13	-37.49	-74.8	-55.67	2.37	9.70	V
								V	
								V	

Remark: Spurious emissions within 30-1000MHz were found more than 20dB below limit line.



LTE Band 5 / 10MHz / QPSK									
Channel	Frequency (MHz)	ERP (dBm)	Limit (dBm)	Over Limit (dB)	SPA Reading (dBm)	S.G. Power (dBm)	TX Cable loss (dB)	TX Antenna Gain (dBi)	Polarization (H/V)
Lowest	1648	-64.83	-13	-51.83	-75.8	-66.59	0.98	4.89	H
	2472	-60.41	-13	-47.41	-76.69	-62.29	1.28	5.32	H
	3298	-59.79	-13	-46.79	-77.22	-63.21	1.54	7.11	H
	4944	-52.89	-13	-39.89	-76.16	-58.02	2.30	9.59	H
									H
									H
	1648	-63.77	-13	-50.77	-75.6	-65.53	0.98	4.89	V
	2472	-59.11	-13	-46.11	-76.82	-60.99	1.28	5.32	V
	3298	-58.35	-13	-45.35	-77.2	-61.77	1.54	7.11	V
	4944	-50.93	-13	-37.93	-75.22	-56.06	2.30	9.59	V
									V
									V
Middle	1664	-64.32	-13	-51.32	-75.48	-66.03	0.98	4.84	H
	2496	-59.93	-13	-46.93	-76.43	-61.88	1.29	5.39	H
	3328	-59.98	-13	-46.98	-77.48	-63.52	1.55	7.24	H
	4992	-53.91	-13	-40.91	-77.44	-59.11	2.33	9.68	H
									H
									H
	1664	-63.31	-13	-50.31	-75.14	-65.02	0.98	4.84	V
	2496	-57.94	-13	-44.94	-75.7	-59.89	1.29	5.39	V
	3328	-58.68	-13	-45.68	-77.61	-62.22	1.55	7.24	V
	4992	-51.82	-13	-38.82	-76.09	-57.02	2.33	9.68	V
									V
									V
Highest	1680	-62.84	-13	-49.84	-74.24	-64.49	0.99	4.80	H
	2520	-60.02	-13	-47.02	-76.63	-61.99	1.30	5.42	H
	3360	-60.02	-13	-47.02	-77.57	-63.69	1.56	7.38	H
	5040	-53.83	-13	-40.83	-77.2	-59.02	2.36	9.70	H
									H
									H
	1680	-62.04	-13	-49.04	-74.13	-63.69	0.99	4.80	V
	2520	-58.25	-13	-45.25	-76.32	-60.22	1.30	5.42	V
	3360	-58.62	-13	-45.62	-77.67	-62.29	1.56	7.38	V
	5040	-50.92	-13	-37.92	-75.31	-56.11	2.36	9.70	V
									V
									V

Remark: Spurious emissions within 30-1000MHz were found more than 20dB below limit line.



LTE Band 7

LTE Band 7 / 5MHz / QPSK									
Channel	Frequency (MHz)	EIRP (dBm)	Limit (dBm)	Over Limit (dB)	SPA Reading (dBm)	S.G. Power (dBm)	TX Cable loss (dB)	TX Antenna Gain (dBi)	Polarization (H/V)
Lowest	4998	-43.66	-25	-18.66	-67.15	-51.02	2.34	9.70	H
	7500	-43.96	-25	-18.96	-70.81	-53.33	2.43	11.80	H
	10002	-33.52	-25	-8.52	-61.24	-43.02	2.70	12.20	H
	12504	-36.51	-25	-11.51	-71.99	-46.11	2.81	12.40	H
									H
									H
	4998	-37.27	-25	-12.27	-61.62	-44.63	2.34	9.70	V
	7500	-38.51	-25	-13.51	-67.04	-47.88	2.43	11.80	V
	10002	-34.38	-25	-9.38	-64.73	-43.88	2.70	12.20	V
	12504	-35.85	-25	-10.85	-73.25	-45.45	2.81	12.40	V
									V
									V
Middle	5064	-49.10	-25	-24.10	-72.42	-56.43	2.37	9.70	H
	7596	-49.78	-25	-24.78	-77.16	-59.24	2.40	11.86	H
	10132	-42.13	-25	-17.13	-70.28	-51.69	2.70	12.25	H
	12664	-44.34	-25	-19.34	-78.97	-54.09	2.85	12.60	H
									H
									H
	5064	-39.88	-25	-14.88	-64.23	-47.21	2.37	9.70	V
	7596	-43.57	-25	-18.57	-72.67	-53.03	2.40	11.86	V
	10132	-39.59	-25	-14.59	-70.34	-49.15	2.70	12.25	V
	12664	-41.57	-25	-16.57	-78.27	-51.32	2.85	12.60	V
									V
									V
Highest	5130	-42.59	-25	-17.59	-66	-49.88	2.41	9.70	H
	7698	-43.06	-25	-18.06	-70.59	-52.61	2.37	11.92	H
	10260	-38.41	-25	-13.41	-67.09	-48.02	2.69	12.30	H
	12828	-40.48	-25	-15.48	-74.85	-50.39	2.89	12.79	H
									H
									H
	5130	-33.93	-25	-8.93	-58.43	-41.22	2.41	9.70	V
	7698	-37.37	-25	-12.37	-66.17	-46.92	2.37	11.92	V
	10260	-34.45	-25	-9.45	-65.73	-44.06	2.69	12.30	V
	12828	-38.11	-25	-13.11	-74.17	-48.02	2.89	12.79	V
									V
									V

Remark: Spurious emissions within 30-1000MHz were found more than 20dB below limit line.



LTE Band 7 / 10MHz / QPSK									
Channel	Frequency (MHz)	EIRP (dBm)	Limit (dBm)	Over Limit (dB)	SPA Reading (dBm)	S.G. Power (dBm)	TX Cable loss (dB)	TX Antenna Gain (dBi)	Polarization (H/V)
Lowest	5010	-49.07	-25	-24.07	-72.41	-56.43	2.34	9.70	H
	7515	-48.23	-25	-23.23	-74.96	-57.61	2.42	11.81	H
	10004	-38.97	-25	-13.97	-66.71	-48.47	2.70	12.20	H
	12504	-42.26	-25	-17.26	-77.48	-51.86	2.81	12.40	H
									H
									H
	5010	-41.96	-25	-16.96	-66.25	-49.32	2.34	9.70	V
	7515	-42.58	-25	-17.58	-71.03	-51.96	2.42	11.81	V
	10004	-39.84	-25	-14.84	-70.19	-49.34	2.70	12.20	V
	12504	-41.77	-25	-16.77	-79.01	-51.37	2.81	12.40	V
								V	
								V	
Middle	5060	-47.28	-25	-22.28	-70.61	-54.61	2.37	9.70	H
	7592	-49.67	-25	-24.67	-77.1	-59.13	2.40	11.86	H
	10124	-41.77	-25	-16.77	-69.93	-51.32	2.70	12.25	H
	12652	-44.23	-25	-19.23	-79.04	-53.97	2.84	12.58	H
									H
									H
	5060	-38.22	-25	-13.22	-62.54	-45.55	2.37	9.70	V
	7592	-43.65	-25	-18.65	-72.78	-53.11	2.40	11.86	V
	10124	-39.28	-25	-14.28	-70.01	-48.83	2.70	12.25	V
	12652	-41.83	-25	-16.83	-78.61	-51.57	2.84	12.58	V
								V	
								V	
Highest	5120	-48.38	-25	-23.38	-71.7	-55.67	2.41	9.70	H
	7680	-48.17	-25	-23.17	-75.54	-57.71	2.37	11.91	H
	10244	-44.79	-25	-19.79	-73.32	-54.39	2.69	12.30	H
	12804	-44.59	-25	-19.59	-78.95	-54.47	2.88	12.76	H
									H
									H
	5120	-39.78	-25	-14.78	-64.16	-47.07	2.41	9.70	V
	7680	-41.58	-25	-16.58	-70.44	-51.12	2.37	11.91	V
	10244	-41.64	-25	-16.64	-72.72	-51.24	2.69	12.30	V
	12804	-42.39	-25	-17.39	-78.69	-52.27	2.88	12.76	V
								V	
								V	

Remark: Spurious emissions within 30-1000MHz were found more than 20dB below limit line.



LTE Band 7 / 15MHz / QPSK									
Channel	Frequency (MHz)	EIRP (dBm)	Limit (dBm)	Over Limit (dB)	SPA Reading (dBm)	S.G. Power (dBm)	TX Cable loss (dB)	TX Antenna Gain (dBi)	Polarization (H/V)
Lowest	5004	-43.66	-25	-18.66	-66.97	-51.02	2.34	9.70	H
	7500	-43.85	-25	-18.85	-70.73	-53.22	2.43	11.80	H
	10008	-34.55	-25	-9.55	-62.4	-44.06	2.70	12.20	H
	12504	-37.16	-25	-12.16	-72.31	-46.76	2.81	12.40	H
									H
									H
	5004	-36.66	-25	-11.66	-61.17	-44.02	2.34	9.70	V
	7500	-37.02	-25	-12.02	-65.65	-46.39	2.43	11.80	V
	10008	-35.51	-25	-10.51	-65.93	-45.02	2.70	12.20	V
	12504	-35.79	-25	-10.79	-73.11	-45.39	2.81	12.40	V
								V	
								V	
Middle	5052	-43.13	-25	-18.13	-66.68	-50.46	2.37	9.70	H
	7584	-43.57	-25	-18.57	-70.99	-53.02	2.40	11.85	H
	10116	-39.51	-25	-14.51	-67.67	-49.06	2.70	12.25	H
	12636	-40.29	-25	-15.29	-75.15	-50.01	2.84	12.56	H
									H
									H
	5052	-35.24	-25	-10.24	-59.65	-42.57	2.37	9.70	V
	7584	-37.33	-25	-12.33	-66.32	-46.78	2.40	11.85	V
	10116	-36.33	-25	-11.33	-67.01	-45.88	2.70	12.25	V
	12636	-38.97	-25	-13.97	-75.66	-48.69	2.84	12.56	V
								V	
								V	
Highest	5112	-44.72	-25	-19.72	-68.18	-52.02	2.40	9.70	H
	7668	-44.06	-25	-19.06	71.59	-53.59	2.38	11.90	H
	10224	-41.07	-25	-16.07	69.68	-50.66	2.69	12.29	H
	12780	-40.53	-25	-15.53	-74.92	-50.39	2.87	12.74	H
									H
									H
	5112	-37.71	-25	-12.71	-62.05	-45.01	2.40	9.70	V
	7668	-47.49	-25	-22.49	-66.31	-57.02	2.38	11.90	V
	10224	-36.44	-25	-11.44	-67.5	-46.03	2.69	12.29	V
	12780	-40.16	-25	-15.16	-76.64	-50.02	2.87	12.74	V
								V	
								V	

Remark: Spurious emissions within 30-1000MHz were found more than 20dB below limit line.



LTE Band 7 / 20MHz / QPSK									
Channel	Frequency (MHz)	EIRP (dBm)	Limit (dBm)	Over Limit (dB)	SPA Reading (dBm)	S.G. Power (dBm)	TX Cable loss (dB)	TX Antenna Gain (dBi)	Polarization (H/V)
Lowest	5004	-44.67	-25	-19.67	-67.95	-52.03	2.34	9.70	H
	7500	-43.85	-25	-18.85	-70.77	-53.22	2.43	11.80	H
	10008	-33.75	-25	-8.75	-61.68	-43.26	2.70	12.20	H
	12504	-35.62	-25	-10.62	-70.99	-45.22	2.81	12.40	H
									H
									H
	5004	-37.16	-25	-12.16	-61.56	-44.52	2.34	9.70	V
	7500	-37.65	-25	-12.65	-66.12	-47.02	2.43	11.80	V
	10008	-35.15	-25	-10.15	-65.58	-44.66	2.70	12.20	V
	12504	-36.93	-25	-11.93	-74.31	-46.53	2.81	12.40	V
								V	
								V	
Middle	5052	-42.78	-25	-17.78	-66.27	-50.11	2.37	9.70	H
	7572	-43.62	-25	-18.62	-71.04	-53.06	2.41	11.84	H
	10104	-40.67	-25	-15.67	-68.93	-50.22	2.70	12.24	H
	12624	-41.51	-25	-16.51	-76.5	-51.22	2.84	12.55	H
									H
									H
	5052	-34.73	-25	-9.73	-59.18	-42.06	2.37	9.70	V
	7572	-35.65	-25	-10.65	-64.77	-45.09	2.41	11.84	V
	10104	-38.11	-25	-13.11	-68.84	-47.66	2.70	12.24	V
	12624	-39.31	-25	-14.31	-76.27	-49.02	2.84	12.55	V
								V	
								V	
Highest	5100	-46.57	-25	-21.57	-69.83	-53.88	2.39	9.70	H
	7656	-46.55	-25	-21.55	-73.93	-56.06	2.38	11.89	H
	10200	-39.11	-25	-14.11	-67.58	-48.69	2.70	12.28	H
	12756	-42.15	-25	-17.15	-76.58	-51.99	2.87	12.71	H
									H
									H
	5100	-37.78	-25	-12.78	-62.24	-45.09	2.39	9.70	V
	7656	-37.55	-25	-12.55	-66.54	-47.06	2.38	11.89	V
	10200	-34.64	-25	-9.64	-65.74	-44.22	2.70	12.28	V
	12756	-39.85	-25	-14.85	-76.38	-49.69	2.87	12.71	V
								V	
								V	

Remark: Spurious emissions within 30-1000MHz were found more than 20dB below limit line.



LTE Band 12

LTE Band 12 / 1.4MHz / QPSK									
Channel	Frequency (MHz)	ERP (dBm)	Limit (dBm)	Over Limit (dB)	SPA Reading (dBm)	S.G. Power (dBm)	TX Cable loss (dB)	TX Antenna Gain (dBi)	Polarization (H/V)
Lowest	1400	-48.43	-13	-35.43	-58.40	-50.09	0.87	4.68	H
	2096	-58.85	-13	-45.85	-72.66	-59.72	1.16	4.19	H
	2800	-51.55	-13	-38.55	-68.24	-53.66	1.38	5.64	H
	4192	-51.67	-13	-38.67	-73.13	-56.29	1.87	8.64	H
									H
									H
	1400	-47.56	-13	-34.56	-57.54	-49.22	0.87	4.68	V
	2096	-57.29	-13	-44.29	-72.84	-58.16	1.16	4.19	V
	2800	-49.55	-13	-36.55	-67.59	-51.66	1.38	5.64	V
	4192	-48.44	-13	-35.44	-70.48	-53.06	1.87	8.64	V
									V
									V
Middle	1416	-52.84	-13	-39.84	-62.91	-54.59	0.87	4.78	H
	2120	-60.98	-13	-47.98	-74.80	-61.92	1.17	4.26	H
	2824	-52.94	-13	-39.94	-69.66	-55.06	1.39	5.66	H
	4240	-52.42	-13	-39.42	-73.90	-57.02	1.90	8.65	H
									H
									H
	1416	-52.34	-13	-39.34	-62.40	-54.09	0.87	4.78	V
	2120	-59.59	-13	-46.59	-75.16	-60.53	1.17	4.26	V
	2824	-49.76	-13	-36.76	-67.61	-51.88	1.39	5.66	V
	4240	-49.46	-13	-36.46	-71.73	-54.06	1.90	8.65	V
									V
									V
Highest	1432	-50.67	-13	-37.67	-60.70	-52.52	0.88	4.88	H
	2144	-60.21	-13	-47.21	-74.13	-61.21	1.18	4.33	H
	2856	-52.98	-13	-39.98	-69.97	-55.11	1.40	5.68	H
	4288	-51.23	-13	-38.23	-72.92	-55.81	1.93	8.66	H
									H
									H
	1432	-49.14	-13	-36.14	-59.28	-50.99	0.88	4.88	V
	2144	-59.02	-13	-46.02	-74.74	-60.02	1.18	4.33	V
	2856	-51.09	-13	-38.09	-68.93	-53.22	1.40	5.68	V
	4288	-48.94	-13	-35.94	-71.45	-53.52	1.93	8.66	V
									V
									V

Remark: Spurious emissions within 30-1000MHz were found more than 20dB below limit line.



LTE Band 12 / 3MHz / QPSK									
Channel	Frequency (MHz)	ERP (dBm)	Limit (dBm)	Over Limit (dB)	SPA Reading (dBm)	S.G. Power (dBm)	TX Cable loss (dB)	TX Antenna Gain (dBi)	Polarization (H/V)
Lowest	1400	-48.36	-13	-35.36	-58.15	-50.02	0.87	4.68	H
	2096	-59.12	-13	-46.12	-72.97	-59.99	1.16	4.19	H
	2800	-50.26	-13	-37.26	-67.05	-52.37	1.38	5.64	H
	4192	-46.07	-13	-33.07	-72.69	-50.69	1.87	8.64	H
									H
									H
	1400	-47.64	-13	-34.64	-57.78	-49.30	0.87	4.68	V
	2096	-57.15	-13	-44.15	-72.67	-58.02	1.16	4.19	V
	2800	-49.78	-13	-36.78	-67.62	-51.89	1.38	5.64	V
	4192	-48.44	-13	-35.44	-70.65	-53.06	1.87	8.64	V
								V	
								V	
Middle	1408	-53.81	-13	-40.81	-63.76	-55.52	0.87	4.73	H
	2120	-62.08	-13	-49.08	-75.61	-63.02	1.17	4.26	H
	2824	-52.89	-13	-39.89	-69.79	-55.01	1.39	5.66	H
	4240	-52.63	-13	-39.63	-74.32	-57.23	1.90	8.65	H
									H
									H
	1408	-53.98	-13	-40.98	-64.09	-55.69	0.87	4.73	V
	2120	-60.72	-13	-47.72	-76.21	-61.66	1.17	4.26	V
	2824	-50.97	-13	-37.97	-68.94	-53.09	1.39	5.66	V
	4240	-50.28	-13	-37.28	-72.49	-54.88	1.90	8.65	V
								V	
								V	
Highest	1424	-52.02	-13	-39.02	-62.08	-53.82	0.88	4.83	H
	2136	-61.11	-13	-48.11	-74.07	-62.09	1.18	4.31	H
	2856	-55.89	-13	-42.89	-72.56	-58.02	1.40	5.68	H
	4280	-53.08	-13	-40.08	-74.84	-57.66	1.92	8.66	H
									H
									H
	1424	-51.71	-13	-38.71	-62.06	-53.51	0.88	4.83	V
	2136	-59.11	-13	-46.11	-74.58	-60.09	1.18	4.31	V
	2856	-53.96	-13	-40.96	-72.06	-56.09	1.40	5.68	V
	4280	-50.44	-13	-37.44	-72.81	-55.02	1.92	8.66	V
								V	
								V	

Remark: Spurious emissions within 30-1000MHz were found more than 20dB below limit line.



LTE Band 12 / 5MHz / QPSK									
Channel	Frequency (MHz)	ERP (dBm)	Limit (dBm)	Over Limit (dB)	SPA Reading (dBm)	S.G. Power (dBm)	TX Cable loss (dB)	TX Antenna Gain (dBi)	Polarization (H/V)
Lowest	1400	-48.36	-13	-35.36	-58.26	-50.02	0.87	4.68	H
	2096	-59.35	-13	-46.35	-73.26	-60.22	1.16	4.19	H
	2800	-50.91	-13	-37.91	-67.55	-53.02	1.38	5.64	H
	4192	-50.49	-13	-37.49	-71.94	-55.11	1.87	8.64	H
									H
									H
	1400	-47.73	-13	-34.73	-57.80	-49.39	0.87	4.68	V
	2096	-58.24	-13	-45.24	-73.78	-59.11	1.16	4.19	V
	2800	-49.22	-13	-36.22	-67.21	-51.33	1.38	5.64	V
	4192	-48.47	-13	-35.47	-70.76	-53.09	1.87	8.64	V
								V	
								V	
Middle	1408	-55.31	-13	-42.31	-65.17	-57.02	0.87	4.73	H
	2112	-61.19	-13	-48.19	-75.11	-62.11	1.17	4.24	H
	2824	-54.21	-13	-41.21	-71.01	-56.33	1.39	5.66	H
	4232	-53.42	-13	-40.42	-74.90	-58.02	1.89	8.65	H
									H
									H
	1408	-54.98	-13	-41.98	-65.05	-56.69	0.87	4.73	V
	2112	-59.85	-13	-46.85	-75.19	-60.77	1.17	4.24	V
	2824	-51.91	-13	-38.91	-69.70	-54.03	1.39	5.66	V
	4232	-50.86	-13	-37.86	-73.18	-55.46	1.89	8.65	V
								V	
								V	
Highest	1424	-52.53	-13	-39.53	-62.49	-54.33	0.88	4.83	H
	2136	-59.35	-13	-46.35	-72.19	-60.33	1.18	4.31	H
	2848	-52.23	-13	-39.23	-69.21	-54.36	1.40	5.68	H
	4264	-51.03	-13	-38.03	-72.80	-55.62	1.91	8.65	H
									H
									H
	1424	-51.86	-13	-38.86	-62.13	-53.66	0.88	4.83	V
	2136	-57.35	-13	-44.35	-73.01	-58.33	1.18	4.31	V
	2848	-50.23	-13	-37.23	-68.50	-52.36	1.40	5.68	V
	4264	-46.67	-13	-33.67	-69.21	-51.26	1.91	8.65	V
								V	
								V	

Remark: Spurious emissions within 30-1000MHz were found more than 20dB below limit line.



LTE Band 12 / 10MHz / QPSK									
Channel	Frequency (MHz)	ERP (dBm)	Limit (dBm)	Over Limit (dB)	SPA Reading (dBm)	S.G. Power (dBm)	TX Cable loss (dB)	TX Antenna Gain (dBi)	Polarization (H/V)
Lowest	1416	-54.47	-13	-41.47	-64.55	-56.22	0.87	4.78	H
	2120	-60.49	-13	-47.49	-75.31	-61.43	1.17	4.26	H
	2824	-53.21	-13	-40.21	-69.84	-55.33	1.39	5.66	H
	4240	-52.83	-13	-39.83	-74.59	-57.43	1.90	8.65	H
									H
									H
	1416	-53.58	-13	-40.58	-63.62	-55.33	0.87	4.78	V
	2120	-60.88	-13	-47.88	-76.23	-61.82	1.17	4.26	V
	2824	-49.24	-13	-36.24	-67.37	-51.36	1.39	5.66	V
	4240	-50.76	-13	-37.76	-73.10	-55.36	1.90	8.65	V
								V	
								V	
Middle	1408	-49.98	-13	-36.98	-60.01	-51.69	0.87	4.73	H
	2112	-60.09	-13	-47.09	-73.72	-61.01	1.17	4.24	H
	2808	-56.22	-13	-43.22	-72.90	-58.33	1.39	5.65	H
									H
									H
									H
	1408	-50.32	-13	-37.32	-60.25	-52.03	0.87	4.73	V
	2112	-57.41	-13	-44.41	-73.01	-58.33	1.17	4.24	V
	2808	-54.56	-13	-41.56	-72.45	-56.67	1.39	5.65	V
									V
								V	
								V	
Highest	1416	-55.04	-13	-42.04	-65.09	-56.79	0.87	4.78	H
	2120	-62.12	-13	-49.12	75.75	-63.06	1.17	4.26	H
	2824	-52.27	-13	-39.27	-69.01	-54.39	1.39	5.66	H
	3544	-59.78	-13	-46.78	-77.80	-64.06	1.62	8.05	H
	4240	-52.73	-13	-39.73	-74.38	-57.33	1.90	8.65	H
									H
	1416	-53.47	-13	-40.47	-63.42	-55.22	0.87	4.78	V
	2120	-60.08	-13	-47.08	-75.46	-61.02	1.17	4.26	V
	2824	-48.24	-13	-35.24	-66.38	-50.36	1.39	5.66	V
	3536	-57.84	-13	-44.84	-77.21	-62.12	1.62	8.04	V
4240	-50.42	-13	-37.42	-72.74	-55.02	1.90	8.65	V	
								V	

Remark: Spurious emissions within 30-1000MHz were found more than 20dB below limit line.



LTE Band 13

LTE Band 13 / 5MHz / QPSK									
Channel	Frequency (MHz)	ERP (dBm)	Limit (dBm)	Over Limit (dB)	SPA Reading (dBm)	S.G. Power (dBm)	TX Cable loss (dB)	TX Antenna Gain (dBi)	Polarization (H/V)
Lowest	1552	-64.51	-13	-51.51	-74.86	-66.58	0.94	5.15	H
	2331	-61.46	-13	-48.46	-75.94	-62.97	1.24	4.89	H
	3108	-59.94	-13	-46.94	-77.04	-62.58	1.48	6.28	H
	4664	-52.41	-13	-39.41	-75.57	-57.14	2.14	9.03	H
									H
									H
	1552	-63.25	-13	-50.25	-74.37	-65.32	0.94	5.15	V
	2331	-59.77	-13	-46.77	-76.30	-61.28	1.24	4.89	V
	3108	-57.72	-13	-44.72	-76.37	-60.36	1.48	6.28	V
	4664	-51.01	-13	-38.01	-75.35	-55.74	2.14	9.03	V
	5440	-50.90	-13	-37.90	-76.28	-55.86	2.59	9.70	V
								V	
Middle	1560	-64.48	-42.15	-22.33	-74.84	-66.52	0.94	5.13	H
	2336	-61.87	-13	-48.87	-76.43	-63.39	1.24	4.91	H
	3120	-59.38	-13	-46.38	-76.65	-62.07	1.49	6.33	H
	4680	-49.33	-13	-36.33	-72.61	-54.09	2.15	9.06	H
									H
									H
	1560	-63.43	-42.15	-21.28	-74.55	-65.47	0.94	5.13	V
	2336	-58.36	-13	-45.36	-74.83	-59.88	1.24	4.91	V
	3120	-57.02	-13	-44.02	-75.77	-59.71	1.49	6.33	V
	4680	-48.79	-13	-35.79	-73.37	-53.55	2.15	9.06	V
	5456	-48.11	-13	-35.11	-73.78	-53.06	2.60	9.70	V
								V	
Highest	1568	-64.79	-42.15	-22.64	-75.14	-66.81	0.94	5.11	H
	2344	-61.54	-13	-48.54	-76.35	-63.08	1.24	4.93	H
	3136	-59.83	-13	-46.83	-77.10	-62.59	1.49	6.40	H
	4696	-50.61	-13	-37.61	-74.05	-55.39	2.16	9.09	H
									H
									H
	1568	-64.04	-42.15	-21.89	-75.22	-66.06	0.94	5.11	V
	2344	-59.82	-13	-46.82	-76.52	-61.36	1.24	4.93	V
	3136	-58.46	-13	-45.46	-77.30	-61.22	1.49	6.40	V
	4696	-48.74	-13	-35.74	-73.38	-53.52	2.16	9.09	V
	5480	-50.05	-13	-37.05	-75.72	-54.99	2.61	9.70	V
								V	

Remark: Spurious emissions within 30-1000MHz were found more than 20dB below limit line.



LTE Band 13 / 10MHz / QPSK									
Channel	Frequency (MHz)	ERP (dBm)	Limit (dBm)	Over Limit (dB)	SPA Reading (dBm)	S.G. Power (dBm)	TX Cable loss (dB)	TX Antenna Gain (dBi)	Polarization (H/V)
Middle	1552	-64.64	-13	-51.64	-74.94	-66.71	0.94	5.15	H
	2336	-61.81	-13	-48.81	-76.4	-63.33	1.24	4.91	H
	3104	-59.96	-13	-46.96	-77.24	-62.59	1.48	6.26	H
	4664	-50.93	-13	-37.93	-74.23	-55.66	2.14	9.03	H
									H
									H
	1552	-63.44	-13	-50.44	-74.67	-65.51	0.94	5.15	V
	2336	-59.87	-13	-46.87	-76.46	-61.39	1.24	4.91	V
	3104	-58.39	-13	-45.39	-77.16	-61.02	1.48	6.26	V
	4664	-49.63	-13	-36.63	-74.22	-54.36	2.14	9.03	V
	5440	-50.25	-13	-37.25	-75.77	-55.21	2.59	9.70	V
									V

Remark: Spurious emissions within 30-1000MHz were found more than 20dB below limit line.



LTE Band 17

LTE Band 17 / 5MHz / QPSK									
Channel	Frequency (MHz)	ERP (dBm)	Limit (dBm)	Over Limit (dB)	SPA Reading (dBm)	S.G. Power (dBm)	TX Cable loss (dB)	TX Antenna Gain (dBi)	Polarization (H/V)
Lowest	1408	-54.96	-13	-41.96	-64.91	-56.67	0.87	4.73	H
	2112	-60.39	-13	-47.39	-74.16	-61.31	1.17	4.24	H
	2816	-56.17	-13	-43.17	-73.00	-58.28	1.39	5.65	H
	4224	-53.21	-13	-40.21	-74.69	-57.81	1.89	8.64	H
									H
									H
	1408	-51.95	-13	-38.95	-61.88	-53.66	0.87	4.73	V
	2112	-58.25	-13	-45.25	-73.61	-59.17	1.17	4.24	V
	2816	-53.36	-13	-40.36	-71.30	-55.47	1.39	5.65	V
	4224	-51.74	-13	-38.74	-73.94	-56.34	1.89	8.64	V
									V
									V
Middle	1425	-51.35	-13	-38.35	-61.20	-53.16	0.88	4.84	H
	2138	-51.23	-13	-38.23	-68.00	-52.22	1.18	4.31	H
	2850	-49.98	-13	-36.98	-71.58	-52.11	1.40	5.68	H
									H
									H
									H
	1425	-49.47	-13	-36.47	-59.44	-51.28	0.88	4.84	V
	2138	-48.77	-13	-35.77	-66.78	-49.76	1.18	4.31	V
	2850	-46.85	-13	-33.85	-69.13	-48.98	1.40	5.68	V
									V
									V
									V
Highest	1424	-53.18	-13	-40.18	-61.13	-54.98	0.88	4.83	H
	2136	-59.68	-13	-46.68	-73.45	-60.66	1.18	4.31	H
	2848	-52.48	-13	-39.48	-69.27	-54.61	1.40	5.68	H
	4264	-50.54	-13	-37.54	-72.19	-55.13	1.91	8.65	H
									H
									H
	1424	-51.08	-13	-38.08	-61.18	-52.88	0.88	4.83	V
	2136	-55.36	-13	-42.36	-70.86	-56.34	1.18	4.31	V
	2848	-49.33	-13	-36.33	-67.42	-51.46	1.40	5.68	V
	4264	-46.75	-13	-33.75	-69.14	-51.34	1.91	8.65	V
									V
									V

Remark: Spurious emissions within 30-1000MHz were found more than 20dB below limit line.



LTE Band 17 / 10MHz / QPSK									
Channel	Frequency (MHz)	ERP (dBm)	Limit (dBm)	Over Limit (dB)	SPA Reading (dBm)	S.G. Power (dBm)	TX Cable loss (dB)	TX Antenna Gain (dBi)	Polarization (H/V)
Lowest	1408	-56.08	-13	-43.08	-65.84	-57.79	0.87	4.73	H
	2816	-54.36	-13	-41.36	-71.11	-56.47	1.39	5.65	H
	4224	-55.12	-13	-42.12	-76.67	-59.72	1.89	8.64	H
									H
									H
									H
	1408	-52.65	-13	-39.65	-62.67	-54.36	0.87	4.73	V
	2816	-50.77	-13	-37.77	-68.69	-52.88	1.39	5.65	V
	4224	-52.86	-13	-39.86	-75.01	-57.46	1.89	8.64	V
									V
Middle	1408	-56.66	-13	-43.66	-66.56	-58.37	0.87	4.73	H
	2824	-54.02	-13	-41.02	-70.76	-56.14	1.39	5.66	H
	4232	-54.34	-13	-41.34	-75.86	-58.94	1.89	8.65	H
									H
									H
									H
	1408	-54.67	-13	-41.67	-64.67	-56.38	0.87	4.73	V
	2824	-51.29	-13	-38.29	-69.26	-53.41	1.39	5.66	V
	4232	-51.37	-13	-38.37	-73.64	-55.97	1.89	8.65	V
									V
Highest	1416	-55.67	-13	-42.67	-65.58	-57.42	0.87	4.78	H
	2824	-53.59	-13	-40.59	-70.34	-55.71	1.39	5.66	H
	4240	-52.79	-13	-39.79	-74.35	-57.39	1.90	8.65	H
									H
									H
									H
	1416	-53.41	-13	-40.41	-63.33	-55.16	0.87	4.78	V
	2824	-49.41	-13	-36.41	-67.39	-51.53	1.39	5.66	V
	4240	-49.66	-13	-36.66	-71.93	-54.26	1.90	8.65	V
									V

Remark: Spurious emissions within 30-1000MHz were found more than 20dB below limit line.