



FCC RF Test Report

APPLICANT : Sony Mobile Communications Inc.
EQUIPMENT : GSM/WCDMA/LTE Phone + Bluetooth, DTS/UNII
a/b/g/n/ac, ANT+, and NFC
BRAND NAME : Sony
FCC ID : PY7-PM0903
STANDARD : FCC Part 15 Subpart E §15.407
CLASSIFICATION : (NII) Unlicensed National Information Infrastructure

The product was received on Jul. 16, 2015 and testing was completed on Aug. 15, 2015. We, SPORTON INTERNATIONAL INC., would like to declare that the tested sample has been evaluated in accordance with the test procedures and has been in compliance with the applicable technical standards.

The test results in this report apply exclusively to the tested model / sample. Without written approval of SPORTON INTERNATIONAL INC., the test report shall not be reproduced except in full.

Reviewed by: Joseph Lin / Supervisor

Approved by: Jones Tsai / Manager



Testing Laboratory
1190

SPORTON INTERNATIONAL INC.

No. 52, Hwa Ya 1st Rd., Hwa Ya Technology Park, Kwei-Shan District, Tao Yuan City, Taiwan, R.O.C.



TABLE OF CONTENTS

REVISION HISTORY 3

SUMMARY OF TEST RESULT 4

1 GENERAL DESCRIPTION 5

 1.1 Applicant 5

 1.2 Manufacturer 5

 1.3 Feature of Equipment Under Test 5

 1.4 Modification of EUT 7

 1.5 Testing Location 7

 1.6 Applicable Standards 8

2 TEST CONFIGURATION OF EQUIPMENT UNDER TEST 9

 2.1 Carrier Frequency and Channel 9

 2.2 Pre-Scanned RF Power 9

 2.3 Test Mode 13

 2.4 Connection Diagram of Test System 15

 2.5 Support Unit used in test configuration and system 16

 2.6 EUT Operation Test Setup 16

 2.7 Measurement Results Explanation Example 16

3 TEST RESULT 17

 3.1 6dB Bandwidth Measurement 17

 3.2 Maximum Conducted Output Power Measurement 19

 3.3 Power Spectral Density Measurement 20

 3.4 Unwanted Emissions Measurement 23

 3.5 AC Conducted Emission Measurement 28

 3.6 Frequency Stability Measurement 32

 3.7 Automatically Discontinue Transmission 33

 3.8 Antenna Requirements 34

4 LIST OF MEASURING EQUIPMENT 36

5 UNCERTAINTY OF EVALUATION 38

APPENDIX A. CONDUCTED TEST RESULTS

APPENDIX B. RADIATED TEST RESULTS

APPENDIX C. RADIATED SPURIOUS EMISSION



REVISION HISTORY

| REPORT NO. | VERSION | DESCRIPTION | ISSUED DATE |
|------------|---------|-------------------------|---------------|
| FR571615G | Rev. 01 | Initial issue of report | Sep. 14, 2015 |
| | | | |
| | | | |
| | | | |
| | | | |
| | | | |
| | | | |
| | | | |
| | | | |
| | | | |
| | | | |
| | | | |
| | | | |
| | | | |
| | | | |
| | | | |
| | | | |
| | | | |



SUMMARY OF TEST RESULT

| Report Section | FCC Rule | Description | Limit | Result | Remark |
|----------------|--------------------|--|--------------------------------|--------|-------------------------------------|
| 3.1 | 15.403(i) | 6dB Bandwidth | > 500kHz | Pass | - |
| 3.2 | 15.407(a) | Maximum Conducted Output Power | ≤ 30 dBm | Pass | - |
| 3.3 | 15.407(a) | Power Spectral Density | ≤ 30 dBm/500kHz | Pass | - |
| 3.4 | 15.407(b) | Unwanted Emissions | ≤ -17, -27 dBm/MHz & 15.209(a) | Pass | Under limit 2.17 dB at 5707.960 MHz |
| 3.5 | 15.207 | AC Conducted Emission | 15.207(a) | Pass | Under limit 21.90 dB at 0.694 MHz |
| 3.6 | 15.407(g) | Frequency Stability | Within Operation Band | Pass | - |
| 3.7 | 15.407(c) | Automatically Discontinue Transmission | Discontinue Transmission | Pass | - |
| 3.8 | 15.203 & 15.407(a) | Antenna Requirement | N/A | Pass | - |

Remark: The FR571615G report reuses test data from the FR571610G report.



1 General Description

1.1 Applicant

Sony Mobile Communications Inc.
Nya Vattentorget, 22188 Lund, Sweden

1.2 Manufacturer

Sony Mobile Communications Inc.
1-8-15 Konan, Minato-ku, Tokyo, 108-0075, Japan

1.3 Feature of Equipment Under Test

GSM/WCDMA/LTE, Bluetooth, DTS/UNII a/b/g/n/ac, ANT+, NFC, and GPS

| Product Specification subjective to this standard | |
|---|--|
| Antenna Type | Main Antenna : Monopole Antenna Aux. Antenna : Monopole Antenna |
| Antenna Gain | Main Antenna : -4.10 dBi Aux. Antenna : -2.20 dBi |



| EUT Information List | | | | |
|----------------------|------------|--------------|------------|----------------------------|
| IMEI | HW Version | SW Version | S/N | Performed Test Item |
| 004402455309033 | A | 32.0.A.0.323 | CB5A276KW0 | RF conducted measurement |
| 004402455308415 | | | CB5A2741W1 | Radiated Spurious Emission |
| 004402455306211 | | | CB5A2741RU | Conducted Emission |

| Accessory List | |
|-------------------|---|
| AC Adapter | Model No. : UCH20 |
| | Type No. : AC-0061-US |
| | S/N : 5815W22500081 (for Radiation Spurious Emission) 2115W15500021 (for Conducted Emission) |
| Earphone | Model No. : MDR-NC31E |
| | Type No. : AG-1110 |
| USB Cable | Model No. : UCB11 |
| | Type No. : AI-0120 |
| | S/N : 10115W02400028C (for Radiated Spurious Emission) 1522A73000065C4 (for Conducted Emission) |

Note:

1. Above EUT list and accessory list used are electrically identical per declared by manufacturer.
2. Above the accessories list are used to exercise the EUT during test.
3. For other wireless features of this EUT, test report will be issued separately.



1.4 Modification of EUT

No modifications are made to the EUT during all test items.

1.5 Testing Location

Sporton Lab is accredited to ISO 17025 by Taiwan Accreditation Foundation (TAF code : 1190) and the FCC designation No. TW1022 under the FCC 2.948(e) by Mutual Recognition Agreement (MRA) in FCC Test.

| | | |
|---------------------------|--|---------|
| Test Site | SPORTON INTERNATIONAL INC. | |
| Test Site Location | No. 52, Hwa Ya 1 st Rd., Hwa Ya Technology Park, Kwei-Shan District, Tao Yuan City, Taiwan, R.O.C. TEL: +886-3-327-3456 FAX: +886-3-328-4978 | |
| Test Site No. | Sporton Site No. | |
| | TH05-HY | CO05-HY |

| | | |
|---------------------------|---|--|
| Test Site Location | No. 52, Hwa Ya 1 st Rd., Hwa Ya Technology Park, Kwei-Shan District, Tao Yuan City, Taiwan, R.O.C. TEL: +886-3-3273456 / FAX: +886-3-3284978 | |
| Test Site No. | Sporton Site No. | |
| | 03CH10-HY | |

Note: The test site complies with ANSI C63.4 2009 requirement.



1.6 Applicable Standards

According to the specifications of the manufacturer, the EUT must comply with the requirements of the following standards:

- ♦ FCC Part 15 Subpart E
- ♦ FCC KDB 789033 D02 General UNII Test Procedures New Rules v01
- ♦ FCC KDB 662911 D01 Multiple Transmitter Output v02r01.
- ♦ FCC KDB 644545 D03 Guidance for IEEE 802.11ac New Rules v01
- ♦ ANSI C63.10-2009

Remark:

1. All test items were verified and recorded according to the standards and without any deviation during the test.
2. FCC permits the use of the 1.5 meter table as an alternative in C63.10-2013 through inquiry tracking number 961829.



2 Test Configuration of Equipment Under Test

The EUT has been associated with peripherals and configuration operated in a manner tended to maximize its emission characteristics in a typical application. Frequency range investigated: conducted emission (150 kHz to 30 MHz) and radiated emission (9 kHz to the 10th harmonic of the highest fundamental frequency or to 40 GHz, whichever is lower). For radiated measurement, pre-scanned in three orthogonal panels, X, Y, Z. The worst cases (Y plane) were recorded in this report.

The final configuration from all the combinations and the worst-case data rates were investigated by measuring the maximum power across all the data rates and modulation modes under section 2.2.

Based on the worst configuration found above, the RF power setting is set individually to meet FCC compliance limit for the final conducted and radiated tests shown in section 2.3.

2.1 Carrier Frequency and Channel

| Frequency Band | Channel | Freq. (MHz) | Channel | Freq. (MHz) |
|--------------------------------------|------------|-------------|------------|-------------|
| 5725-5850 MHz Band 4 (U-NII-3) | 149 | 5745 | 157 | 5785 |
| | 151 | 5755 | 159 | 5795 |
| | 153 | 5765 | 161 | 5805 |
| | 155 | 5775 | 165 | 5825 |

Note: The above Frequency and Channel in boldface were 802.11n HT40.

2.2 Pre-Scanned RF Power

The data rates were set in

6 Mbps for 802.11a, MCS0 for 802.11n HT20, and MCS0 for 802.11n HT40 for Ant. 1 and Ant. 2;

MCS8 for 802.11n HT20 and MCS8 for 802.11n HT40 for MIMO <Ant. 1 + 2>;

MCS0 for 802.11n VHT20, MCS0 for 802.11n VHT40, and MCS0 for 802.11n VHT80, due to the customer declared.



SISO <Ant. 1>

| 5GHz 802.11a mode | | | |
|---------------------|--------|-------|-------|
| Data Rate (MHz) | 6M bps | | |
| Channel | CH149 | CH157 | CH165 |
| Frequency | 5745 | 5785 | 5825 |
| Average Power (dBm) | 9.71 | 9.34 | 9.19 |

| 5GHz 802.11n HT20 mode | | | |
|------------------------|-------|-------|-------|
| Data Rate (MHz) | MCS0 | | |
| Channel | CH149 | CH157 | CH165 |
| Frequency | 5745 | 5785 | 5825 |
| Average Power (dBm) | 9.46 | 9.17 | 9.19 |

| 5GHz 802.11n HT40 mode | | |
|------------------------|-------|-------|
| Data Rate (MHz) | MCS0 | |
| Channel | CH151 | CH159 |
| Frequency | 5755 | 5795 |
| Average Power (dBm) | 9.83 | 9.12 |

| 5GHz 802.11ac VHT20 mode | | | |
|--------------------------|-------|-------|-------|
| Data Rate (MHz) | MCS0 | | |
| Channel | CH149 | CH157 | CH165 |
| Frequency | 5745 | 5785 | 5825 |
| Average Power (dBm) | 9.33 | 9.19 | 9.20 |

| 5GHz 802.11ac VHT40 mode | | |
|--------------------------|-------|-------|
| Data Rate (MHz) | MCS0 | |
| Channel | CH151 | CH159 |
| Frequency | 5755 | 5795 |
| Average Power (dBm) | 9.61 | 9.32 |

| 5GHz 802.11ac VHT80 mode | |
|--------------------------|-------|
| Data Rate (MHz) | MCS0 |
| Channel | CH155 |
| Frequency | 5775 |
| Average Power (dBm) | 9.72 |



SISO <Ant. 2>

| 5GHz 802.11a mode | | | |
|---------------------|--------|-------|-------|
| Data Rate (MHz) | 6M bps | | |
| Channel | CH149 | CH157 | CH165 |
| Frequency | 5745 | 5785 | 5825 |
| Average Power (dBm) | 9.59 | 9.11 | 9.23 |

| 5GHz 802.11n HT20 mode | | | |
|------------------------|-------|-------|-------|
| Data Rate (MHz) | MCS0 | | |
| Channel | CH149 | CH157 | CH165 |
| Frequency | 5745 | 5785 | 5825 |
| Average Power (dBm) | 9.36 | 9.31 | 9.37 |

| 5GHz 802.11n HT40 mode | | |
|------------------------|-------|-------|
| Data Rate (MHz) | MCS0 | |
| Channel | CH151 | CH159 |
| Frequency | 5755 | 5795 |
| Average Power (dBm) | 9.74 | 9.32 |

| 5GHz 802.11ac VHT20 mode | | | |
|--------------------------|-------|-------|-------|
| Data Rate (MHz) | MCS0 | | |
| Channel | CH149 | CH157 | CH165 |
| Frequency | 5745 | 5785 | 5825 |
| Average Power (dBm) | 9.37 | 9.23 | 9.36 |

| 5GHz 802.11ac VHT40 mode | | |
|--------------------------|-------|-------|
| Data Rate (MHz) | MCS0 | |
| Channel | CH151 | CH159 |
| Frequency | 5755 | 5795 |
| Average Power (dBm) | 9.56 | 9.67 |

| 5GHz 802.11ac VHT80 mode | |
|--------------------------|-------|
| Data Rate (MHz) | MCS0 |
| Channel | CH155 |
| Frequency | 5775 |
| Average Power (dBm) | 9.88 |



MIMO <Ant. 1+2>

| 5GHz 802.11a mode | | | |
|---------------------|--------|-------|-------|
| Data Rate (MHz) | 6M bps | | |
| Channel | CH149 | CH157 | CH165 |
| Frequency | 5745 | 5785 | 5825 |
| Average Power (dBm) | 12.72 | 12.34 | 12.24 |

| 5GHz 802.11n HT20 mode | | | |
|------------------------|-------|-------|-------|
| Data Rate (MHz) | MCS8 | | |
| Channel | CH149 | CH157 | CH165 |
| Frequency | 5745 | 5785 | 5825 |
| Average Power (dBm) | 12.59 | 12.33 | 12.43 |

| 5GHz 802.11n HT40 mode | | |
|------------------------|-------|-------|
| Data Rate (MHz) | MCS8 | |
| Channel | CH151 | CH159 |
| Frequency | 5755 | 5795 |
| Average Power (dBm) | 12.84 | 12.45 |

| 5GHz 802.11ac VHT20 mode | | | |
|--------------------------|-------|-------|-------|
| Data Rate (MHz) | MCS0 | | |
| Channel | CH149 | CH157 | CH165 |
| Frequency | 5745 | 5785 | 5825 |
| Average Power (dBm) | 12.57 | 12.35 | 12.46 |

| 5GHz 802.11ac VHT40 mode | | |
|--------------------------|-------|-------|
| Data Rate (MHz) | MCS0 | |
| Channel | CH151 | CH159 |
| Frequency | 5755 | 5795 |
| Average Power (dBm) | 12.62 | 12.68 |

| 5GHz 802.11ac VHT80 mode | |
|--------------------------|-------|
| Data Rate (MHz) | MCS0 |
| Channel | CH155 |
| Frequency | 5775 |
| Average Power (dBm) | 12.88 |

Note: MIMO Ant. 1+2 is a calculated result from sum of the power MIMO Ant. 1 and MIMO Ant. 2.



2.3 Test Mode

Final test mode of conducted test items and radiated spurious emissions are considering the modulation and worse data rates from the power table described in section 2.2.

The radiated spurious emissions testing were performed in n-mode only for HT20/40, which covers ac-mode testing.

Single Antenna

| Modulation | Data Rate |
|----------------|-----------|
| 802.11a | 6 Mbps |
| 802.11n HT20 | MCS0 |
| 802.11n HT40 | MCS0 |
| 802.11ac VHT20 | MCS0 |
| 802.11ac VHT40 | MCS0 |
| 802.11ac VHT80 | MCS0 |

MIMO Antenna

| Modulation | Data Rate |
|----------------|-----------|
| 802.11a | 6 Mbps |
| 802.11n HT20 | MCS8 |
| 802.11n HT40 | MCS8 |
| 802.11ac VHT20 | MCS0 |
| 802.11ac VHT40 | MCS0 |
| 802.11ac VHT80 | MCS0 |

| | |
|-----------------------|--|
| AC Conducted Emission | Mode 1 : WLAN (5GHz) Link + Earphone + USB Cable (Charging from Adapter) |
|-----------------------|--|

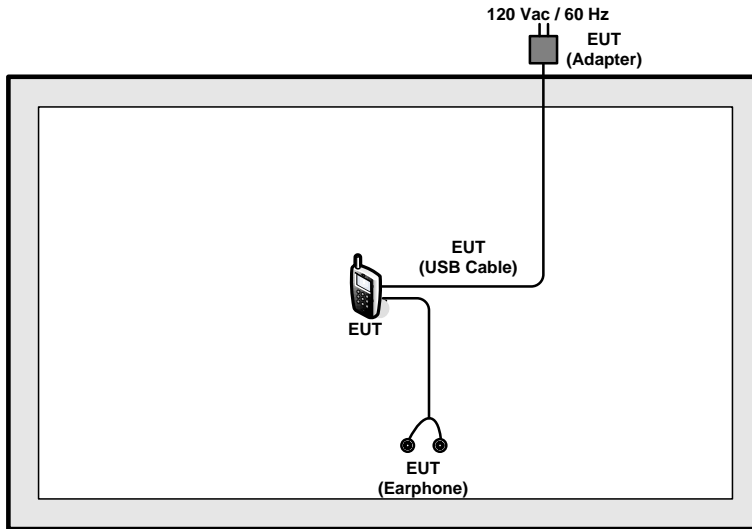


| Ch. # | | Band IV : 5725-5850 MHz | | |
|-------|--------|-------------------------|--------------|--------------|
| | | 802.11a | 802.11n HT20 | 802.11n HT40 |
| L | Low | 149 | 149 | 151 |
| M | Middle | 157 | 157 | - |
| H | High | 165 | 165 | 159 |

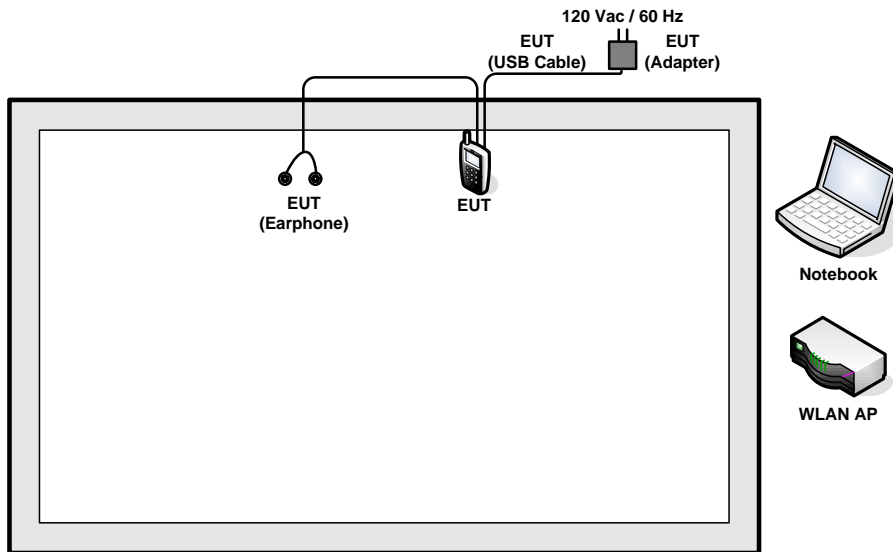
| Ch. # | | Band IV : 5725-5850 MHz | | |
|-------|--------|-------------------------|----------------|----------------|
| | | 802.11ac VHT20 | 802.11ac VHT40 | 802.11ac VHT80 |
| L | Low | 149 | 151 | - |
| M | Middle | 157 | - | 155 |
| H | High | 165 | 159 | - |

2.4 Connection Diagram of Test System

<WLAN Tx Mode>



<AC Conducted Emission Mode>





2.5 Support Unit used in test configuration and system

| Item | Equipment | Trade Name | Model Name | FCC ID | Data Cable | Power Cord |
|------|-----------|------------|-------------------|--|------------|--|
| 1. | WLAN AP | D-Link | DIR-865 | KA2IR865LA1 | N/A | Unshielded, 1.8 m |
| 2. | Notebook | DELL | Latitude E6320 | FCC DoC/ Contains FCC ID: QDS-BRCM1054 | N/A | AC I/P: Unshielded, 1.2 m DC O/P: Shielded, 1.8 m |
| 3. | SD Card | SanDisk | MicroSD HC | FCC DoC | N/A | N/A |

2.6 EUT Operation Test Setup

For WLAN RF test items, an engineering test program was provided and enabled to make EUT continuous transmit/receive.

2.7 Measurement Results Explanation Example

For all conducted test items:

The offset level is set in the spectrum analyzer to compensate the RF cable loss and attenuator factor between EUT conducted output port and spectrum analyzer. With the offset compensation, the spectrum analyzer reading level is exactly the EUT RF output level.

Example :

The spectrum analyzer offset is derived from RF cable loss and attenuator factor.

Offset = RF cable loss + attenuator factor.

Following shows an offset computation example with cable loss 4.2 dB and 10dB attenuator.

$$\begin{aligned}
 \text{Offset(dB)} &= \text{RF cable loss(dB)} + \text{attenuator factor(dB)}. \\
 &= 4.2 + 10 = 14.2 \text{ (dB)}
 \end{aligned}$$

3 Test Result

3.1 6dB Bandwidth Measurement

3.1.1 Description of 6dB Bandwidth

The minimum 6 dB bandwidth shall be at least 500 kHz.

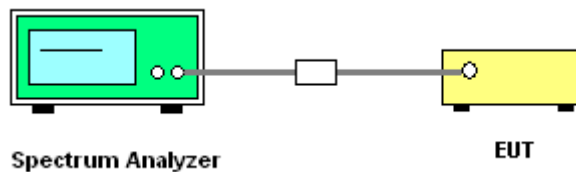
3.1.2 Measuring Instruments

The measuring equipment is listed in the section 4 of this test report.

3.1.3 Test Procedures

1. The testing follows FCC KDB 789033 D02 General UNII Test Procedures New Rules v01. Section C) Emission bandwidth for the band 5.725-5.85GHz
2. Set RBW = 100kHz.
3. Set the VBW $\geq 3 \times$ RBW.
4. Detector = Peak.
5. Trace mode = max hold
6. Measure the maximum width of the emission that is 6 dB down from the peak of the emission.
7. Measure and record the results in the test report.

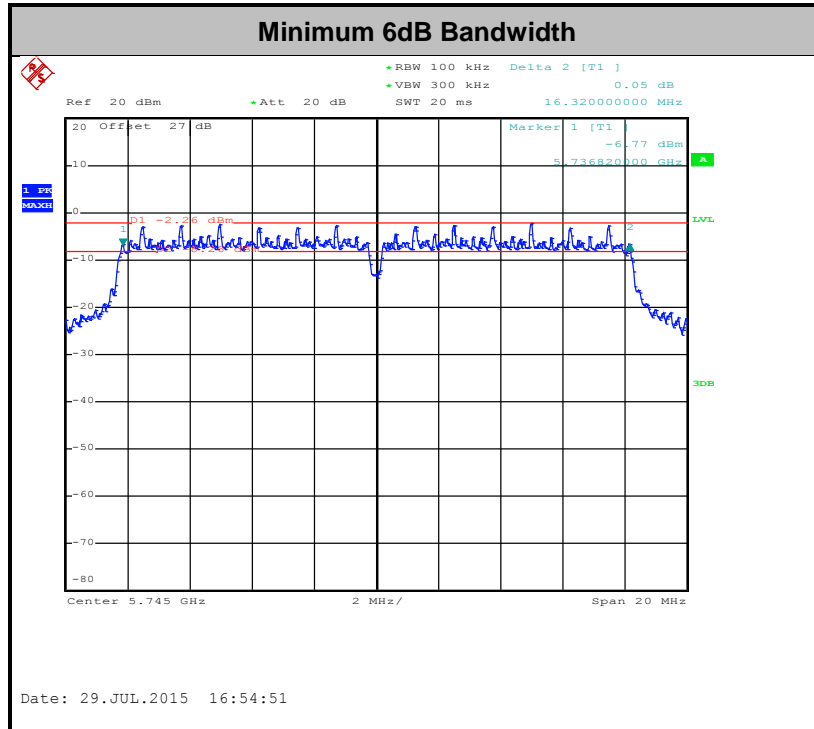
3.1.4 Test Setup





3.1.5 Test Result of 6dB Bandwidth

Please refer to Appendix A.



3.2 Maximum Conducted Output Power Measurement

3.2.1 Limit of Maximum Conducted Output Power

For the band 5.725–5.85 GHz, the maximum conducted output power over the frequency band of operation shall not exceed 1 W.

If transmitting antennas of directional gain greater than 6 dBi are used, the peak output power shall be reduced by the amount in dB that the directional gain of the antenna exceeds 6 dBi.

3.2.2 Measuring Instruments

The measuring equipment is listed in the section 4 of this test report.

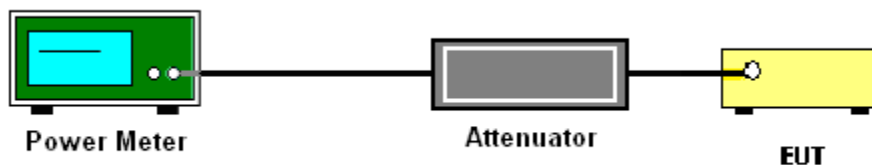
3.2.3 Test Procedures

The testing follows Method PM of FCC KDB 789033 D02 General UNII Test Procedures New Rules v01.

Method PM (Measurement using an RF average power meter):

1. Measurement is performed using a wideband RF power meter.
2. The EUT is configured to transmit continuously with a consistent duty cycle at its maximum power control level.
3. Measure the average power of the transmitter, and the average power is corrected with duty factor, $10 \log(1/x)$, where x is the duty cycle.

3.2.4 Test Setup



3.2.5 Test Result of Maximum Conducted Output Power

Please refer to Appendix A.



3.3 Power Spectral Density Measurement

3.3.1 Limit of Power Spectral Density

For the band 5.725–5.85 GHz, the maximum power spectral density shall not exceed 30 dBm in any 500-kHz band.

If transmitting antennas of directional gain greater than 6 dBi are used, the peak output power shall be reduced by the amount in dB that the directional gain of the antenna exceeds 6 dBi.

3.3.2 Measuring Instruments

The measuring equipment is listed in the section 4 of this test report.

3.3.3 Test Procedures

The testing follows FCC KDB 789033 D02 General UNII Test Procedures New Rules v01. Section F) Maximum power spectral density.

Method SA-2

(trace averaging across on and off times of the EUT transmissions, followed by duty cycle correction).

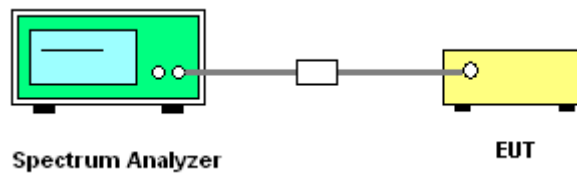
1. The testing follows Method SA-2 of FCC KDB 789033 D01 General UNII Test Procedures v01r03.
 - Measure the duty cycle.
 - Set span to encompass the entire emission bandwidth (EBW) of the signal.
 - Set RBW = 300 kHz.
 - Set VBW \geq 1 MHz.
 - Number of points in sweep \geq 2 Span / RBW.
 - Sweep time = auto.
 - Detector = RMS
 - Trace average at least 100 traces in power averaging mode.
 - Add $10 \log(500\text{kHz}/\text{RBW})$ to the test result.
 - Add $10 \log(1/x)$, where x is the duty cycle, to the measured power in order to compute the average power during the actual transmission times. For example, add $10 \log(1/0.25) = 6$ dB if the duty cycle is 25 percent.

2. The RF output of EUT was connected to the spectrum analyzer by a low loss cable.
3. Each plot has already offset with cable loss, and attenuator loss. Measure the PPSD and record it.
4. For **MIMO mode**, calculation method follows FCC KDB 662911 D01 Multiple Transmitter Output v02r01.

Method (1): Measure and sum the spectra across the outputs.

The total final Power Spectral Density is from a device with 2 transmitter outputs. The spectrum measurements of the individual outputs are all performed with the same span and number of points, the spectrum value in the first spectral bin of output 1 is summed with that in the first spectral bin of output 2 to obtain the value for the first frequency bin of the summed spectrum.

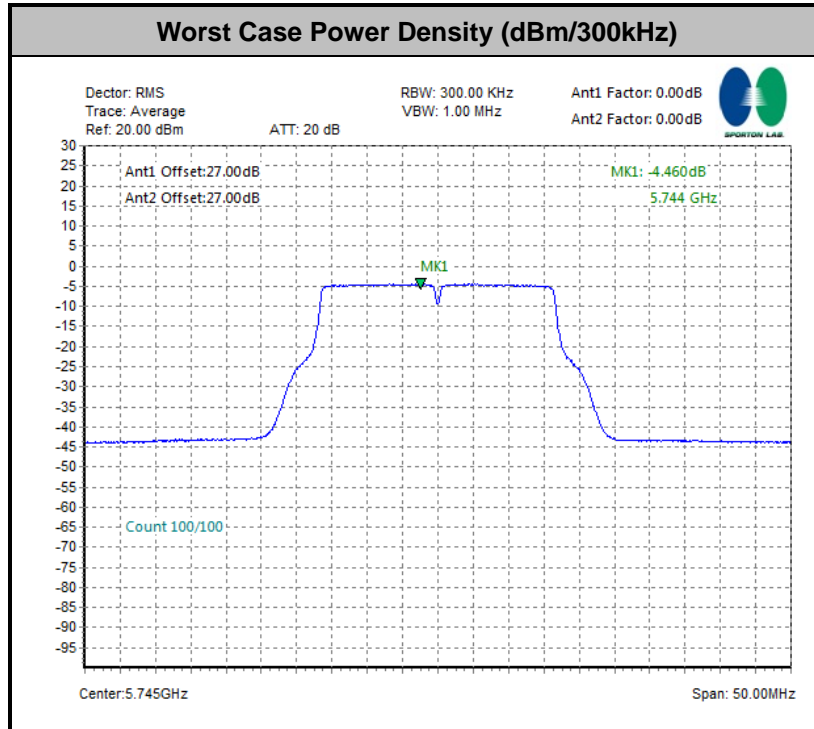
3.3.4 Test Setup





3.3.5 Test Result of Power Spectral Density

Please refer to Appendix A.





3.4 Unwanted Emissions Measurement

This section as specified in FCC Part 15.407(b) is to measure unwanted emissions through radiated measurement for band edge spurious emissions and out of band emissions measurement. The unwanted emissions shall comply with 15.407(b)(1) to (6), and restricted bands per FCC Part15.205.

3.4.1 Limit of Unwanted Emissions

- (1) For transmitters operating in the 5725-5850 MHz band: all emissions within the frequency range from the band edge to 10 MHz above or below the band edge shall not exceed an EIRP of -17 dBm/MHz (78.3dBμV/m); for frequencies 10 MHz or greater above or below the band edge, emissions shall not exceed an EIRP of -27 dBm/MHz (68.3dBμV/m).
- (2) Unwanted spurious emissions fallen in restricted bands per FCC Part15.205 shall comply with the general field strength limits set forth in § 15.209 as below table,

| Frequency (MHz) | Field Strength (microvolts/meter) | Measurement Distance (meters) |
|-----------------|-----------------------------------|-------------------------------|
| 0.009 – 0.490 | 2400/F(kHz) | 300 |
| 0.490 – 1.705 | 24000/F(kHz) | 30 |
| 1.705 – 30.0 | 30 | 30 |
| 30 – 88 | 100 | 3 |
| 88 – 216 | 150 | 3 |
| 216 - 960 | 200 | 3 |
| Above 960 | 500 | 3 |

Note: The following formula is used to convert the EIRP to field strength.

$$E = \frac{1000000\sqrt{30P}}{3} \mu\text{V/m, where P is the eirp (Watts)}$$

| EIRP (dBm) | Field Strength at 3m (dBμV/m) |
|------------|-------------------------------|
| -17 | 78.3 |
| - 27 | 68.3 |

- (3) KDB789033 v01r03 H)2)c)(i) As specified in 15.407(b), emissions above 1000 MHz that are outside of the restricted bands are subject to a peak emission limit of -27 dBm/MHz (or -17 dBm/MHz as specified in 15.407(b)(4)). However, an out-of-band emission that complies with both the average and peak limits of 15.209 is not required to satisfy the -27 dBm/MHz or -17 dBm/MHz peak emission limit.



3.4.2 Measuring Instruments

The measuring equipment is listed in the section 4 of this test report.

3.4.3 Test Procedures

- The testing follows FCC KDB 789033 D02 General UNII Test Procedures New Rules v01. Section G) Unwanted emissions measurement.

(1) Procedure for Unwanted Emissions Measurements Below 1000MHz

- RBW = 120 kHz
- VBW = 300 kHz
- Detector = Peak
- Trace mode = max hold

(2) Procedure for Peak Unwanted Emissions Measurements Above 1000 MHz

- RBW = 1 MHz
- VBW ≥ 3 MHz
- Detector = Peak
- Sweep time = auto
- Trace mode = max hold

(3) Procedures for Average Unwanted Emissions Measurements Above 1000MHz

- RBW = 1 MHz
- VBW = 10 Hz, when duty cycle is no less than 98 percent.
- $VBW \geq 1/T$, when duty cycle is less than 98 percent where T is the minimum transmission duration over which the transmitter is on and is transmitting at its maximum power control level for the tested mode of operation.

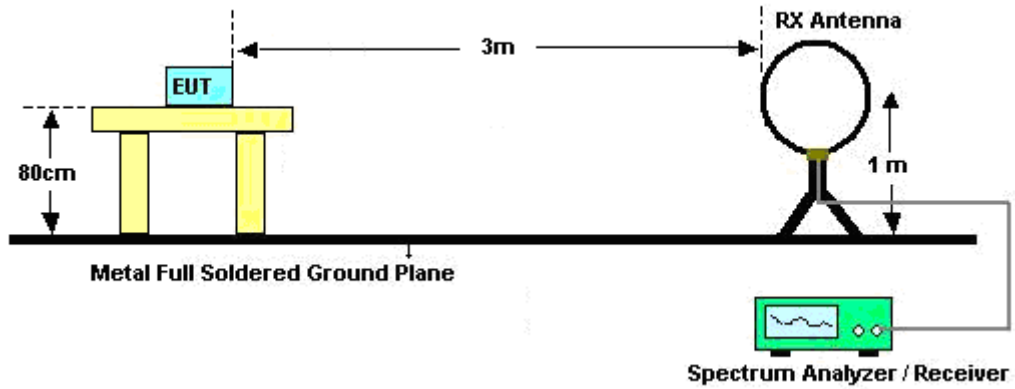
| Antenna | Band | Duty Cycle(%) | T(us) | 1/T(kHz) | VBW Setting |
|---------|-------------------------|---------------|-------|----------|-------------|
| 1+2 | 802.11a for Ant1 | 100 | - | - | 10Hz |
| 1+2 | 802.11a for Ant2 | 100 | - | - | |
| 1+2 | 802.11n HT20 for Ant1 | 98.67 | - | - | |
| 1+2 | 802.11n HT20 for Ant2 | 98.67 | - | - | |
| 1+2 | 802.11n HT40 for Ant1 | 97.35 | 736 | 1.36 | 2kHz |
| 1+2 | 802.11n HT40 for Ant2 | 97.37 | 740 | 1.35 | |
| 1+2 | 802.11ac VHT80 for Ant1 | 94.85 | 368 | 2.72 | 3kHz |
| 1+2 | 802.11ac VHT80 for Ant2 | 94.79 | 364 | 2.75 | |



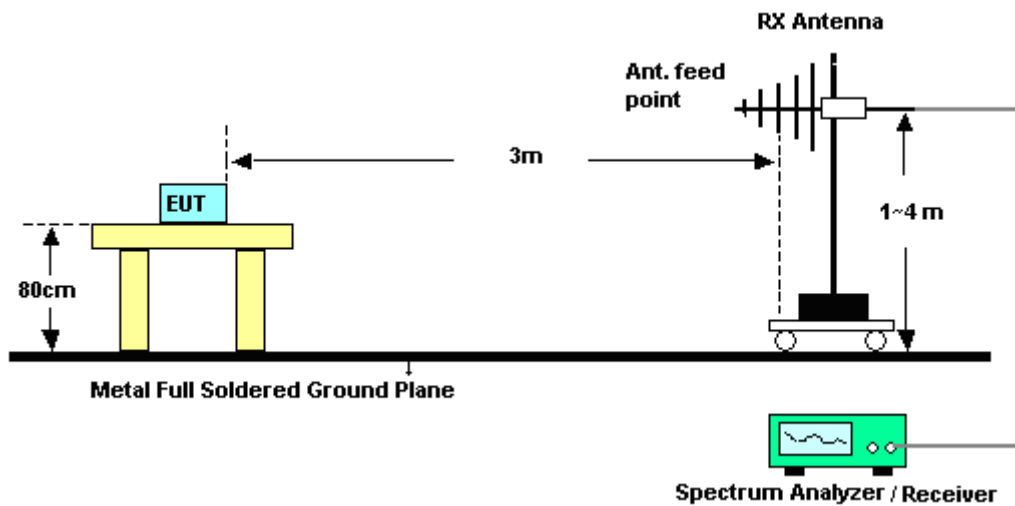
2. The EUT was placed on a turntable with 0.8 meter for frequency below 1GHz and 1.5 meter for frequency above 1GHz respectively above ground.
3. The EUT was set 3 meters from the interference receiving antenna which was mounted on the top of a variable height antenna tower.
4. The antenna is a broadband antenna and its height is adjusted between one meter and four meters above ground to find the maximum value of the field strength for both horizontal polarization and vertical polarization of the antenna.
5. For each suspected emission, the EUT was arranged to its worst case and then adjust the antenna tower (from 1 m to 4 m) and turntable (from 0 degree to 360 degrees) to find the maximum reading.
6. For testing below 1GHz, if the emission level of the EUT in peak mode was 3 dB lower than the limit specified, then peak values of EUT will be reported, otherwise, the emissions will be repeated one by one using the CISPR quasi-peak method and reported.
7. For testing above 1GHz, the emission level of the EUT in peak mode was 20dB lower than average limit (that means the emission level in average mode also complies with the limit in average mode), then peak values of EUT will be reported, otherwise, the emissions will be measured in average mode again and reported.

3.4.4 Test Setup

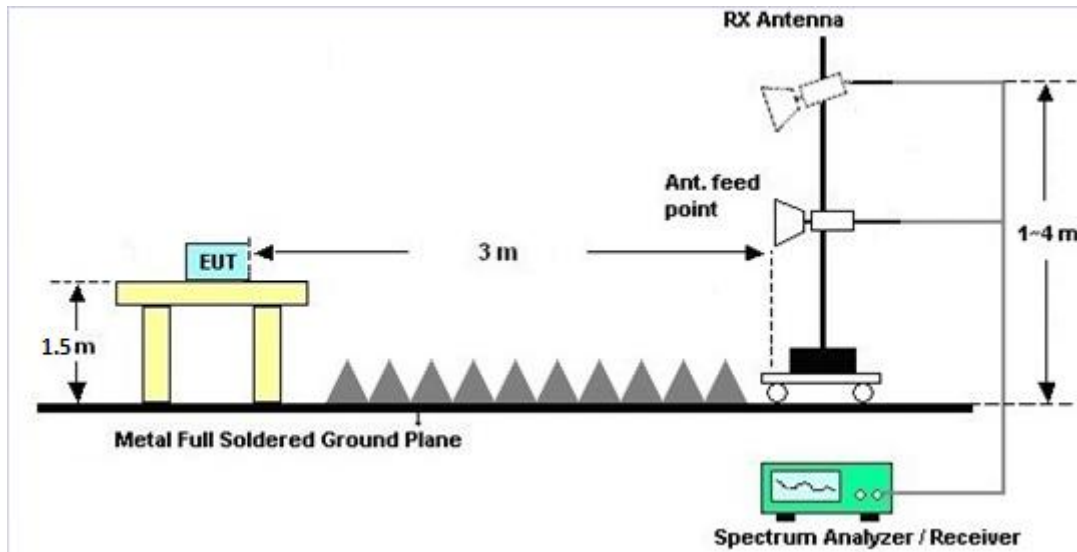
For radiated emissions below 30MHz



For radiated emissions from 30MHz to 1GHz



For radiated emissions above 1GHz



3.4.5 Test Results of Radiated Emissions (9 kHz ~ 30 MHz)

The low frequency, which started from 9 kHz to 30MHz, was pre-scanned and the result which was 20dB lower than the limit line per 15.31(o) was not reported.

3.4.6 Test Result of Radiated Band Edges

Please refer to Appendix A.

3.4.7 Test Result of Unwanted Radiated Emission (30MHz ~ 10th Harmonic)

Please refer to Appendix A.



3.5 AC Conducted Emission Measurement

3.5.1 Limit of AC Conducted Emission

For equipment that is designed to be connected to the public utility (AC) power line, the radio frequency voltage that is conducted back onto the AC power line on any frequency or frequencies within the band 150 kHz to 30 MHz shall not exceed the limits in the following table.

| Frequency of emission (MHz) | Conducted limit (dBµV) | |
|-----------------------------|------------------------|-----------|
| | Quasi-peak | Average |
| 0.15-0.5 | 66 to 56* | 56 to 46* |
| 0.5-5 | 56 | 46 |
| 5-30 | 60 | 50 |

*Decreases with the logarithm of the frequency.

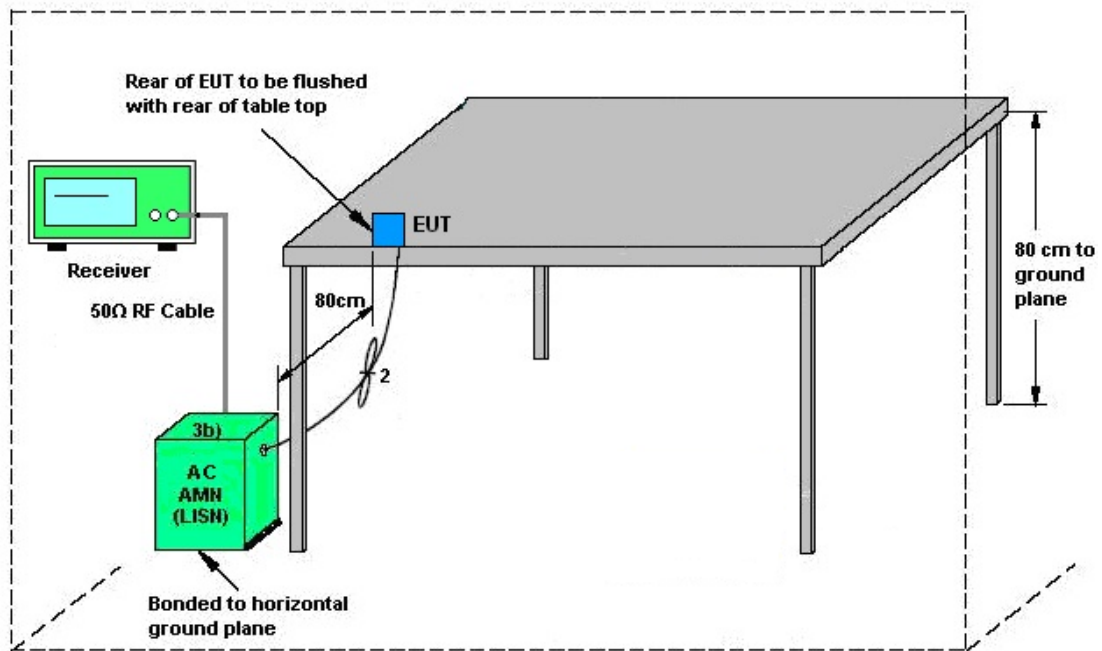
3.5.2 Measuring Instruments

The measuring equipment is listed in the section 4 of this test report.

3.5.3 Test Procedures

1. The EUT was placed 0.4 meter from the conducting wall of the shielding room was kept at least 80 centimeters from any other grounded conducting surface.
2. Connect EUT to the power mains through a line impedance stabilization network (LISN).
3. All the support units are connecting to the other LISN.
4. The LISN provides 50 ohm coupling impedance for the measuring instrument.
5. The FCC states that a 50 ohm, 50 microhenry LISN should be used.
6. Both sides of AC line were checked for maximum conducted interference.
7. The frequency range from 150 kHz to 30 MHz was searched.
8. Set the test-receiver system to Peak Detect Function and specified bandwidth with Maximum Hold Mode.

3.5.4 Test Setup

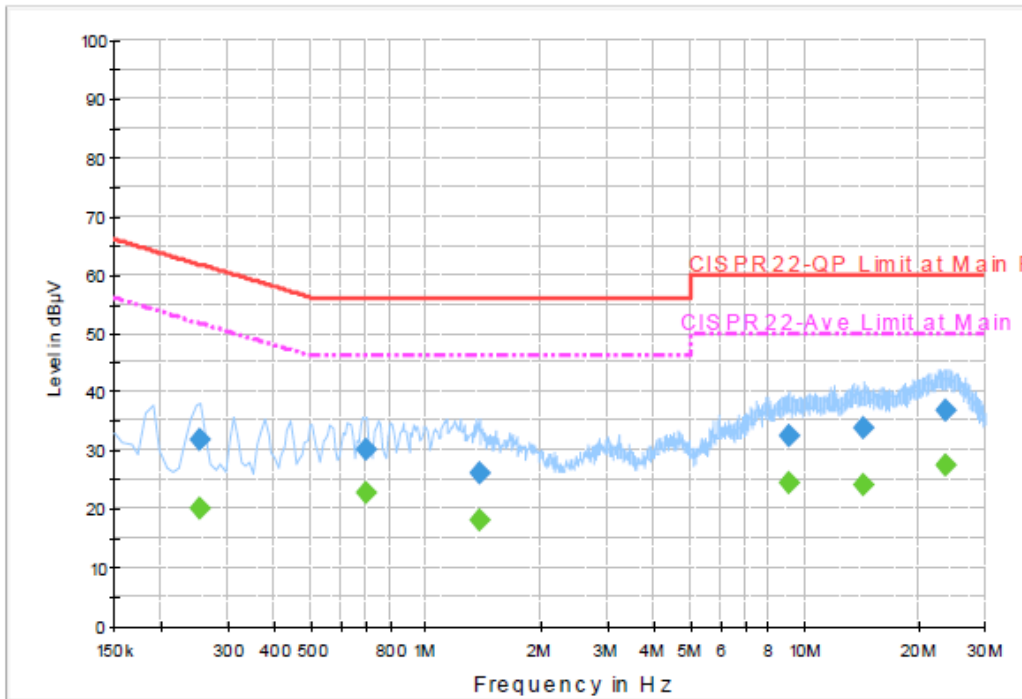


AMN = Artificial mains network (LISH)
AE = Associated equipment
EUT = Equipment under test
ISN = Impedance stabilization network



3.5.5 Test Result of AC Conducted Emission

| | | | |
|-----------------|---|---------------------|---------|
| Test Mode : | Mode 1 | Temperature : | 23~25°C |
| Test Engineer : | Eric Jeng | Relative Humidity : | 58~61% |
| Test Voltage : | 120Vac / 60Hz | Phase : | Line |
| Function Type : | WLAN (5GHz) Link + Earphone + USB Cable (Charging from Adapter) | | |



Final Result : QuasiPeak

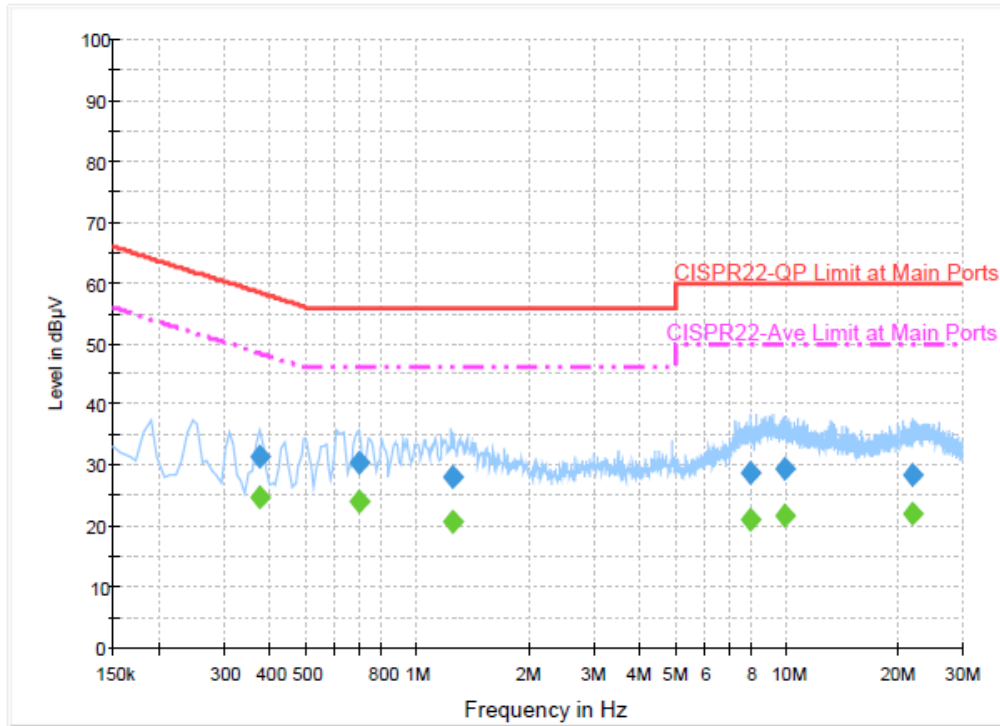
| Frequency (MHz) | QuasiPeak (dBµV) | Filter | Line | Corr. (dB) | Margin (dB) | Limit (dBµV) |
|-----------------|------------------|--------|------|------------|-------------|--------------|
| 0.254000 | 31.9 | Off | L1 | 19.4 | 29.7 | 61.6 |
| 0.694000 | 30.2 | Off | L1 | 19.6 | 25.8 | 56.0 |
| 1.382000 | 26.1 | Off | L1 | 19.6 | 29.9 | 56.0 |
| 9.070000 | 32.6 | Off | L1 | 19.9 | 27.4 | 60.0 |
| 14.406000 | 33.8 | Off | L1 | 20.0 | 26.2 | 60.0 |
| 23.598000 | 36.9 | Off | L1 | 20.0 | 23.1 | 60.0 |

Final Result : Average

| Frequency (MHz) | Average (dBµV) | Filter | Line | Corr. (dB) | Margin (dB) | Limit (dBµV) |
|-----------------|----------------|--------|------|------------|-------------|--------------|
| 0.254000 | 19.9 | Off | L1 | 19.4 | 31.7 | 51.6 |
| 0.694000 | 22.9 | Off | L1 | 19.6 | 23.1 | 46.0 |
| 1.382000 | 18.1 | Off | L1 | 19.6 | 27.9 | 46.0 |
| 9.070000 | 24.3 | Off | L1 | 19.9 | 25.7 | 50.0 |
| 14.406000 | 24.1 | Off | L1 | 20.0 | 25.9 | 50.0 |
| 23.598000 | 27.5 | Off | L1 | 20.0 | 22.5 | 50.0 |



| | | | |
|-----------------|---|---------------------|---------|
| Test Mode : | Mode 1 | Temperature : | 23~25°C |
| Test Engineer : | Eric Jeng | Relative Humidity : | 58~61% |
| Test Voltage : | 120Vac / 60Hz | Phase : | Neutral |
| Function Type : | WLAN (5GHz) Link + Earphone + USB Cable (Charging from Adapter) | | |



Final Result : QuasiPeak

| Frequency (MHz) | QuasiPeak (dBµV) | Filter | Line | Corr. (dB) | Margin (dB) | Limit (dBµV) |
|-----------------|------------------|--------|------|------------|-------------|--------------|
| 0.374000 | 31.4 | Off | N | 19.5 | 27.0 | 58.4 |
| 0.694000 | 30.4 | Off | N | 19.6 | 25.6 | 56.0 |
| 1.254000 | 28.1 | Off | N | 19.6 | 27.9 | 56.0 |
| 8.022000 | 28.6 | Off | N | 19.8 | 31.4 | 60.0 |
| 9.934000 | 29.5 | Off | N | 19.9 | 30.5 | 60.0 |
| 21.966000 | 28.4 | Off | N | 20.1 | 31.6 | 60.0 |

Final Result : Average

| Frequency (MHz) | Average (dBµV) | Filter | Line | Corr. (dB) | Margin (dB) | Limit (dBµV) |
|-----------------|----------------|--------|------|------------|-------------|--------------|
| 0.374000 | 24.7 | Off | N | 19.5 | 23.7 | 48.4 |
| 0.694000 | 24.1 | Off | N | 19.6 | 21.9 | 46.0 |
| 1.254000 | 20.9 | Off | N | 19.6 | 25.1 | 46.0 |
| 8.022000 | 21.1 | Off | N | 19.8 | 28.9 | 50.0 |
| 9.934000 | 21.6 | Off | N | 19.9 | 28.4 | 50.0 |
| 21.966000 | 22.2 | Off | N | 20.1 | 27.8 | 50.0 |

3.6 Frequency Stability Measurement

3.6.1 Limit of Frequency Stability

Manufacturers of U-NII devices are responsible for ensuring frequency stability such that an emission is maintained within the band of operation under all conditions of normal operation as specified in the user's manual.

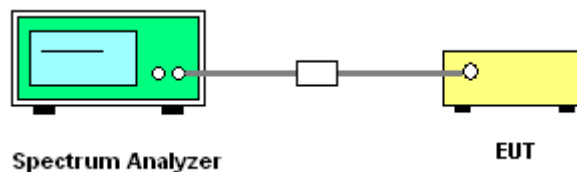
3.6.2 Measuring Instruments

The measuring equipment is listed in the section 4 of this test report.

3.6.3 Test Procedures

1. To ensure emission at the band edge is maintained within the authorized band, those values shall be measured by radiation emissions at upper and lower frequency points, and finally compensated by frequency deviation as procedures below.
2. The EUT was operated at the maximum output power, and connected to the spectrum analyzer, which is set to maximum hold function and peak detector. The peak value of the power envelope was measured and noted. The upper and lower frequency points were respectively measured relatively 10dB lower than the measured peak value.
3. The frequency deviation was calculated by adding the upper frequency point and the lower frequency point divided by two. Those detailed values of frequency deviation are provided in table below.

3.6.4 Test Setup



3.6.5 Test Result of Frequency Stability

Please refer to Appendix A.



3.7 Automatically Discontinue Transmission

3.7.1 Limit of Automatically Discontinue Transmission

The device shall automatically discontinue transmission in case of either absence of information to transmit or operational failure. These provisions are not intended to preclude the transmission of control or signaling information or the use of repetitive codes used by certain digital technologies to complete frame or burst intervals. Applicants shall include in their application for equipment authorization to describe how this requirement is met.

3.7.2 Measuring Instruments

The measuring equipment is listed in the section 4 of this test report.

3.7.3 Test Result of Automatically Discontinue Transmission

While the EUT is not transmitting any information, the EUT can automatically discontinue transmission and become standby mode for power saving. The EUT can detect the controlling signal of ACK message transmitting from remote device and verify whether it shall resend or discontinue transmission.

3.8 Antenna Requirements

3.8.1 Standard Applicable

According to FCC 47 CFR Section 15.407(a)(1)(2) ,if transmitting antenna directional gain is greater than 6 dBi, both the peak transmit power and the peak power spectral density shall be reduced by the amount in dB that the directional gain of the antenna exceeds 6 dBi.

3.8.2 Antenna Anti-Replacement Construction

An embedded-in antenna design is used.

3.8.3 Antenna Gain

FCC KDB 662911 D01 Multiple Transmitter Output v02r01

For CDD transmissions, directional gain is calculated as

$$DirectionalGain = 10 \cdot \log \left[\frac{\sum_{j=1}^{N_{SS}} \left\{ \sum_{k=1}^{N_{ANT}} g_{j,k} \right\}^2}{N_{ANT}} \right]$$

where

Each antenna is driven by no more than one spatial stream;

N_{SS} = the number of independent spatial streams of data;

N_{ANT} = the total number of antennas

$g_{j,k} = 10^{G_k / 20}$ if the k th antenna is being fed by spatial stream j , or zero if it is not;
 G_k is the gain in dBi of the k th antenna.

The EUT supports CDD mode.

The power and PSD limit should be modified if the directional gain of EUT is over 6 dBi,

The directional gain “DG” is calculated as following table.



| | | | DG | DG | Power | PSD |
|----------------|-------|-------|-------|-------|-----------|-----------|
| | | | for | for | Limit | Limit |
| | Ant 1 | Ant 2 | Power | PSD | Reduction | Reduction |
| | (dBi) | (dBi) | (dBi) | (dBi) | (dB) | (dB) |
| Band IV | -4.10 | -2.20 | -0.09 | -0.09 | 0.00 | 0.00 |

Power Limit Reduction = DG(Power) – 6dBi, (min = 0)

PSD Limit Reduction = DG(PSD) – 6dBi, (min = 0)



4 List of Measuring Equipment

| Instrument | Manufacturer | Model No. | Serial No. | Characteristics | Calibration Date | Test Date | Due Date | Remark |
|---------------------|--------------------|-----------|--------------------------------|-----------------|------------------|-------------------------------|---------------|----------------------|
| Power Meter | Anritsu | ML2495A | 1218006 | 300MHz~40GHz | Oct. 18, 2014 | Jul. 20, 2015 ~ Jul. 30, 2015 | Oct. 17, 2015 | Conducted (TH05-HY) |
| Power Sensor | Anritsu | MA2411B | 1207363 | 300MHz~40GHz | Oct. 18, 2014 | Jul. 20, 2015 ~ Jul. 30, 2015 | Oct. 17, 2015 | Conducted (TH05-HY) |
| Spectrum Analyzer | Rohde & Schwarz | FSP40 | 100057 | 9kHz-40GHz | Oct. 17, 2014 | Jul. 20, 2015 ~ Jul. 30, 2015 | Oct. 16, 2015 | Conducted (TH05-HY) |
| Temperature Chamber | ESPEC | SU-241 | 92003713 | -30°C~95°C | Jun. 15, 2015 | Jul. 20, 2015 ~ Jul. 30, 2015 | Jun. 14, 2016 | Conducted (TH05-HY) |
| Hygrometer | Testo | 608-H1 | 34897199 | N/A | May. 04, 2015 | Jul. 20, 2015 ~ Jul. 30, 2015 | May. 03, 2016 | Conducted (TH05-HY) |
| RF Cable | HARBOUR INDUSTRIES | LL142 | Infinet CA3601-360 1-DLL | 0.1MHz~40GHz | Mar. 06, 2015 | Jul. 20, 2015 ~ Jul. 30, 2015 | Mar. 05, 2016 | Conducted (TH05-HY) |
| EMI Test Receiver | Rohde & Schwarz | ESCS 30 | 100356 | 9kHz – 2.75GHz | Dec. 01, 2014 | Aug. 15, 2015 | Nov. 30, 2015 | Conduction (CO05-HY) |
| Hygrometer | Testo | 608-H1 | 34913912 | N/A | Apr. 20, 2015 | Aug. 15, 2015 | Apr. 19, 2016 | Conduction (CO05-HY) |
| LISN | Rohde & Schwarz | ENV216 | 100080 | 9kHz~30MHz | Dec. 02, 2014 | Aug. 15, 2015 | Dec. 01, 2015 | Conduction (CO05-HY) |
| AC Power Source | ChainTek | APC-1000W | N/A | N/A | N/A | Aug. 15, 2015 | N/A | Conduction (CO05-HY) |
| LF Cable | HUBER + SUHNER | RG-214/U | LF01 | N/A | Jan. 07, 2015 | Aug. 15, 2015 | Jan. 06, 2016 | Conduction (CO05-HY) |
| Test Software | N/A | EMC32 | 8.40.0 | N/A | N/A | Aug. 15, 2015 | N/A | Conduction (CO05-HY) |



| Instrument | Manufacturer | Model No. | Serial No. | Characteristics | Calibration Date | Test Date | Due Date | Remark |
|-------------------|--------------------|-------------------------|----------------------------------|-------------------------------|------------------|-------------------------------|---------------|-----------------------|
| Horn Antenna | SCHWARZBECK | BBHA 9170 | BBHA9170584 | 18GHz- 40GHz | Nov. 03, 2014 | Aug. 07, 2015 ~ Aug. 12, 2015 | Nov. 02, 2015 | Radiation (03CH10-HY) |
| Loop Antenna | TESEQ | HLA 6120 | 31244 | 9kHz~30MHz | Feb. 02, 2015 | Aug. 07, 2015 ~ Aug. 12, 2015 | Feb. 01, 2016 | Radiation (03CH10-HY) |
| RF Cable | HUBER + SUHNER | SUCOFLEX 104 | MY84209521 | 9kHz~1GHz | Dec. 04, 2014 | Aug. 07, 2015 ~ Aug. 12, 2015 | Dec. 03, 2015 | Radiation (03CH10-HY) |
| Amplifier | SONOMA | 310N | 187311 | 9kHz~1GHz | Nov. 24, 2014 | Aug. 07, 2015 ~ Aug. 12, 2015 | Nov. 23, 2015 | Radiation (03CH10-HY) |
| Bilog Antenna | TESEQ | CBL 6111D | 35413 | 30MHz~1GHz | Oct. 24, 2014 | Aug. 07, 2015 ~ Aug. 12, 2015 | Oct. 23, 2015 | Radiation (03CH10-HY) |
| EMI Test Receiver | Keysight | N9038A | MY54130085 | 20Hz ~ 8.4GHz | Nov. 05, 2014 | Aug. 07, 2015 ~ Aug. 12, 2015 | Nov. 04, 2015 | Radiation (03CH10-HY) |
| Horn Antenna | SCHWARZBECK | BBHA 9120 D | 9120D-1325 | 1GHz ~ 18GHz | Oct. 03, 2014 | Aug. 07, 2015 ~ Aug. 12, 2015 | Oct. 02, 2015 | Radiation (03CH10-HY) |
| Hygrometer | TECPEL | DTM-303B | TP140320 | N/A | Nov. 17, 2014 | Aug. 07, 2015 ~ Aug. 12, 2015 | Nov. 16, 2015 | Radiation (03CH10-HY) |
| Preamplifier | Keysight | 83017A | MY53270078 | 1GHz~26.5GHz | Nov. 20, 2014 | Aug. 07, 2015 ~ Aug. 12, 2015 | Nov. 19, 2015 | Radiation (03CH10-HY) |
| Preamplifier | MITEQ | AMF-7D-0010 1800-30-10P | 1902246 | 1GHz~18GHz | Nov. 25, 2014 | Aug. 07, 2015 ~ Aug. 12, 2015 | Nov. 24, 2015 | Radiation (03CH10-HY) |
| Spectrum Analyzer | Keysight | N9010A | MY54200485 | 10Hz ~ 44GHZ | Oct. 14, 2014 | Aug. 07, 2015 ~ Aug. 12, 2015 | Oct. 13, 2015 | Radiation (03CH10-HY) |
| RF Cable | HUBER + SUHNER | SUCOFLEX 104 | MY249564 MY249524 MY283184 | 25GHz~40GHz | Nov. 06, 2014 | Aug. 07, 2015 ~ Aug. 12, 2015 | Nov. 05, 2015 | Radiation (03CH10-HY) |
| RF Cable | HUBER + SUHNER | SUCOFLEX 104 | MY249564 MY249524 MY283184 | 30MHz~1GHz | Nov. 06, 2014 | Aug. 07, 2015 ~ Aug. 12, 2015 | Nov. 05, 2015 | Radiation (03CH10-HY) |
| RF Cable | HUBER + SUHNER | SUCOFLEX 104 | MY249564 MY249524 MY283184 | 1GHz~25GHz | Nov. 06, 2014 | Aug. 07, 2015 ~ Aug. 12, 2015 | Nov. 05, 2015 | Radiation (03CH10-HY) |
| Controller | EMEC | EM 1000 | N/A | Control Turn table & Ant Mast | N/A | Aug. 07, 2015 ~ Aug. 12, 2015 | N/A | Radiation (03CH10-HY) |
| Antenna Mast | EMEC | AM-BS-4500-B | N/A | 1~4m | N/A | Aug. 07, 2015 ~ Aug. 12, 2015 | N/A | Radiation (03CH10-HY) |
| Turn Table | EMEC | TT 2200 | N/A | 0-360 degree | N/A | Aug. 07, 2015 ~ Aug. 12, 2015 | N/A | Radiation (03CH10-HY) |
| Preamplifier | MITEQ | JS44-1800400 0-33-8P | 1840917 | 18GHz ~ 40GHz | Jun. 02, 2015 | Aug. 07, 2015 ~ Aug. 12, 2015 | Jun. 01, 2016 | Radiation (03CH10-HY) |
| Filter | Wainwright | WLKS4500-8S S | SN19 | 4.5G Low Pass | Oct. 01, 2014 | Aug. 07, 2015 ~ Aug. 12, 2015 | Sep. 30, 2015 | Radiation (03CH10-HY) |
| Filter | Microwave Circuits | H07G18G3 | SN8009-01 | 7GHz HPF | Oct. 01, 2014 | Aug. 07, 2015 ~ Aug. 12, 2015 | Sep. 30, 2015 | Radiation (03CH10-HY) |
| Test Software | Audix | E3 | 6.2009-8-24 | N/A | N/A | Aug. 07, 2015 ~ Aug. 12, 2015 | N/A | Radiation (03CH10-HY) |



5 Uncertainty of Evaluation

Uncertainty of Conducted Emission Measurement (150kHz ~ 30MHz)

| | |
|---|------|
| Measuring Uncertainty for a Level of Confidence of 95% ($U = 2Uc(y)$) | 2.26 |
|---|------|

Uncertainty of Radiated Emission Measurement (30 MHz ~ 1000 MHz)

| | |
|---|------|
| Measuring Uncertainty for a Level of Confidence of 95% ($U = 2Uc(y)$) | 4.90 |
|---|------|



Appendix A. Conducted Test Results

| | | | | |
|----------------|----------------------------|--------------------|-------|----|
| Test Engineer: | Osolemio Chang / Tommy Lee | Temperature: | 21~25 | °C |
| Test Date: | 2015/07/20 ~ 2015/07/30 | Relative Humidity: | 51~54 | % |

TEST RESULTS DATA
6dB and 99% OBW

| FCC Band IV | | | | | | | | | |
|-------------|-----------|-----|-----|-------------|----------------------|-------|-------------------------------------|-------|-----------|
| Mod. | Data Rate | NTX | CH. | Freq. (MHz) | 6 dB Bandwidth (MHz) | | FCC 6 dB Bandwidth Min. Limit (MHz) | | Pass/Fail |
| | | | | | Ant 1 | Ant 2 | Ant 1 | Ant 2 | |
| 11a | 6Mbps | 2 | 149 | 5745 | 16.36 | 16.32 | 0.5 | | Pass |
| 11a | 6Mbps | 2 | 157 | 5785 | 16.36 | 16.32 | 0.5 | | Pass |
| 11a | 6Mbps | 2 | 165 | 5825 | 16.36 | 16.32 | 0.5 | | Pass |
| HT20 | MCS8 | 2 | 149 | 5745 | 17.56 | 17.60 | 0.5 | | Pass |
| HT20 | MCS8 | 2 | 157 | 5785 | 17.56 | 17.60 | 0.5 | | Pass |
| HT20 | MCS8 | 2 | 165 | 5825 | 17.56 | 17.60 | 0.5 | | Pass |
| HT40 | MCS8 | 2 | 151 | 5755 | 36.32 | 36.32 | 0.5 | | Pass |
| HT40 | MCS8 | 2 | 159 | 5795 | 36.32 | 36.32 | 0.5 | | Pass |
| VHT20 | MCS0 | 2 | 149 | 5745 | 17.56 | 17.60 | 0.5 | | Pass |
| VHT20 | MCS0 | 2 | 157 | 5785 | 17.56 | 17.60 | 0.5 | | Pass |
| VHT20 | MCS0 | 2 | 165 | 5825 | 17.56 | 17.60 | 0.5 | | Pass |
| VHT40 | MCS0 | 2 | 151 | 5755 | 36.32 | 36.32 | 0.5 | | Pass |
| VHT40 | MCS0 | 2 | 159 | 5795 | 36.32 | 36.32 | 0.5 | | Pass |
| VHT80 | MCS0 | 2 | 155 | 5775 | 75.84 | 76.32 | 0.5 | | Pass |

TEST RESULTS DATA
Average Power Table

| Band IV | | | | | | | | | | | | | | |
|---------|-----------|-----|-----|-------------|------------------|-------|-------------------------------|-------|-------|---------------------------------|-------|----------|-------|-----------|
| Mod. | Data Rate | NTX | CH. | Freq. (MHz) | Duty Factor (dB) | | Average Conducted Power (dBm) | | | FCC Conducted Power Limit (dBm) | | DG (dBi) | | Pass/Fail |
| | | | | | Ant 1 | Ant 2 | Ant 1 | Ant 2 | SUM | Ant 1 | Ant 2 | Ant 1 | Ant 2 | |
| 11a | 6Mbps | 1 | 149 | 5745 | 0.08 | 0.08 | 9.71 | 9.59 | | 30.00 | 30.00 | -4.10 | -2.20 | Pass |
| 11a | 6Mbps | 1 | 157 | 5785 | 0.08 | 0.08 | 9.34 | 9.11 | | 30.00 | 30.00 | -4.10 | -2.20 | Pass |
| 11a | 6Mbps | 1 | 165 | 5825 | 0.08 | 0.08 | 9.19 | 9.23 | | 30.00 | 30.00 | -4.10 | -2.20 | Pass |
| HT20 | MCS0 | 1 | 149 | 5745 | 0.06 | 0.09 | 16.71 | 9.46 | | 30.00 | 30.00 | -4.10 | -2.20 | Pass |
| HT20 | MCS0 | 1 | 157 | 5785 | 0.06 | 0.09 | 16.42 | 9.17 | | 30.00 | 30.00 | -4.10 | -2.20 | Pass |
| HT20 | MCS0 | 1 | 165 | 5825 | 0.06 | 0.09 | 16.46 | 9.19 | | 30.00 | 30.00 | -4.10 | -2.20 | Pass |
| HT40 | MCS0 | 1 | 151 | 5755 | 0.18 | 0.21 | 9.83 | 9.74 | | 30.00 | 30.00 | -4.10 | -2.20 | Pass |
| HT40 | MCS0 | 1 | 159 | 5795 | 0.18 | 0.21 | 9.12 | 9.32 | | 30.00 | 30.00 | -4.10 | -2.20 | Pass |
| VHT20 | MCS0 | 1 | 149 | 5745 | 0.06 | 0.09 | 9.33 | 9.37 | | 30.00 | 30.00 | -4.10 | -2.20 | Pass |
| VHT20 | MCS0 | 1 | 157 | 5785 | 0.06 | 0.09 | 9.19 | 9.23 | | 30.00 | 30.00 | -4.10 | -2.20 | Pass |
| VHT20 | MCS0 | 1 | 165 | 5825 | 0.06 | 0.09 | 9.20 | 9.36 | | 30.00 | 30.00 | -4.10 | -2.20 | Pass |
| VHT40 | MCS0 | 1 | 151 | 5755 | 0.21 | 0.21 | 9.61 | 9.56 | | 30.00 | 30.00 | -4.10 | -2.20 | Pass |
| VHT40 | MCS0 | 1 | 159 | 5795 | 0.21 | 0.21 | 9.32 | 9.67 | | 30.00 | 30.00 | -4.10 | -2.20 | Pass |
| VHT80 | MCS0 | 1 | 155 | 5775 | 0.37 | 0.43 | 9.72 | 9.88 | | 30.00 | 30.00 | -4.10 | -2.20 | Pass |
| 11a | 6Mbps | 2 | 149 | 5745 | 0.00 | 0.00 | 9.89 | 9.52 | 12.72 | 30.00 | | -0.09 | | Pass |
| 11a | 6Mbps | 2 | 157 | 5785 | 0.00 | 0.00 | 9.53 | 9.13 | 12.34 | 30.00 | | -0.09 | | Pass |
| 11a | 6Mbps | 2 | 165 | 5825 | 0.00 | 0.00 | 9.22 | 9.24 | 12.24 | 30.00 | | -0.09 | | Pass |
| HT20 | MCS8 | 2 | 149 | 5745 | 0.06 | 0.06 | 9.73 | 9.43 | 12.59 | 30.00 | | -0.09 | | Pass |
| HT20 | MCS8 | 2 | 157 | 5785 | 0.06 | 0.06 | 9.24 | 9.40 | 12.33 | 30.00 | | -0.09 | | Pass |
| HT20 | MCS8 | 2 | 165 | 5825 | 0.06 | 0.06 | 9.30 | 9.54 | 12.43 | 30.00 | | -0.09 | | Pass |
| HT40 | MCS8 | 2 | 151 | 5755 | 0.12 | 0.12 | 9.98 | 9.67 | 12.84 | 30.00 | | -0.09 | | Pass |
| HT40 | MCS8 | 2 | 159 | 5795 | 0.12 | 0.12 | 9.54 | 9.34 | 12.45 | 30.00 | | -0.09 | | Pass |
| VHT20 | MCS0 | 2 | 149 | 5745 | 0.06 | 0.06 | 9.65 | 9.45 | 12.57 | 30.00 | | -0.09 | | Pass |
| VHT20 | MCS0 | 2 | 157 | 5785 | 0.06 | 0.06 | 9.49 | 9.18 | 12.35 | 30.00 | | -0.09 | | Pass |
| VHT20 | MCS0 | 2 | 165 | 5825 | 0.06 | 0.06 | 9.52 | 9.37 | 12.46 | 30.00 | | -0.09 | | Pass |
| VHT40 | MCS0 | 2 | 151 | 5755 | 0.12 | 0.12 | 9.65 | 9.57 | 12.62 | 30.00 | | -0.09 | | Pass |
| VHT40 | MCS0 | 2 | 159 | 5795 | 0.12 | 0.12 | 9.56 | 9.77 | 12.68 | 30.00 | | -0.09 | | Pass |
| VHT80 | MCS0 | 2 | 155 | 5775 | 0.23 | 0.23 | 9.97 | 9.77 | 12.88 | 30.00 | | -0.09 | | Pass |

TEST RESULTS DATA
Power Spectral Density

| FCC Band IV | | | | | | | | | | | | | | | | |
|-------------|-----------|-----|-----|-------------|------------------|-------|---------------------------------|-------|------------------------------------|-------|-------|--------------------------------|-------|----------|-------|------------|
| Mod. | Data Rate | NTX | CH. | Freq. (MHz) | Duty Factor (dB) | | 10log (500kHz /RBW) Factor (dB) | | Average Power Density (dBm/500kHz) | | | Average PSD Limit (dBm/500kHz) | | DG (dBi) | | Pass /Fail |
| | | | | | Ant 1 | Ant 2 | Ant 1 | Ant 2 | Ant 1 | Ant 2 | SUM | Ant 1 | Ant 2 | Ant 1 | Ant 2 | |
| 11a | 6Mbps | 2 | 149 | 5745 | 0.00 | 0.00 | 2.22 | | | | -2.24 | 30.00 | | -0.09 | Pass | |
| 11a | 6Mbps | 2 | 157 | 5785 | 0.00 | 0.00 | 2.22 | | | | -2.58 | 30.00 | | -0.09 | Pass | |
| 11a | 6Mbps | 2 | 165 | 5825 | 0.00 | 0.00 | 2.22 | | | | -2.71 | 30.00 | | -0.09 | Pass | |
| HT20 | MCS8 | 2 | 149 | 5745 | 0.06 | 0.06 | 2.22 | | | | -2.68 | 30.00 | | -0.09 | Pass | |
| HT20 | MCS8 | 2 | 157 | 5785 | 0.06 | 0.06 | 2.22 | | | | -2.76 | 30.00 | | -0.09 | Pass | |
| HT20 | MCS8 | 2 | 165 | 5825 | 0.06 | 0.06 | 2.22 | | | | -2.75 | 30.00 | | -0.09 | Pass | |
| HT40 | MCS8 | 2 | 151 | 5755 | 0.12 | 0.12 | 2.22 | | | | -5.17 | 30.00 | | -0.09 | Pass | |
| HT40 | MCS8 | 2 | 159 | 5795 | 0.12 | 0.12 | 2.22 | | | | -5.93 | 30.00 | | -0.09 | Pass | |
| VHT20 | MCS0 | 2 | 149 | 5745 | 0.06 | 0.06 | 2.22 | | | | -2.59 | 30.00 | | -0.09 | Pass | |
| VHT20 | MCS0 | 2 | 157 | 5785 | 0.06 | 0.06 | 2.22 | | | | -2.90 | 30.00 | | -0.09 | Pass | |
| VHT20 | MCS0 | 2 | 165 | 5825 | 0.06 | 0.06 | 2.22 | | | | -2.83 | 30.00 | | -0.09 | Pass | |
| VHT40 | MCS0 | 2 | 151 | 5755 | 0.12 | 0.12 | 2.22 | | | | -5.52 | 30.00 | | -0.09 | Pass | |
| VHT40 | MCS0 | 2 | 159 | 5795 | 0.12 | 0.12 | 2.22 | | | | -5.69 | 30.00 | | -0.09 | Pass | |
| VHT80 | MCS0 | 2 | 155 | 5775 | 0.23 | 0.23 | 2.22 | | | | -3.19 | 30.00 | | -0.09 | Pass | |

TEST RESULTS DATA
Frequency Stability

| Band IV | | | | | | | | | | |
|---------|-----------|-----|-----|-------------|------------------------|---------------------------|---------------------------|------------------|-------------|------|
| Mod. | Data Rate | NTX | CH. | Freq. (MHz) | Center Frequency (MHz) | Frequency Deviation (MHz) | Frequency Stability (ppm) | Temperature (°C) | Voltage (V) | Note |
| 11a | 6Mbps | 1 | 149 | 5745 | 5745.000 | 0.000 | 0.00 | 20 | 3.6 | |
| 11a | 6Mbps | 1 | 149 | 5745 | 5745.000 | 0.000 | 0.00 | 20 | 4.2 | |
| 11a | 6Mbps | 1 | 149 | 5745 | 5745.000 | 0.000 | 0.00 | 20 | 3.8 | |
| 11a | 6Mbps | 1 | 149 | 5745 | 5745.050 | 0.050 | 8.70 | -10 | 3.8 | |
| 11a | 6Mbps | 1 | 149 | 5745 | 5745.000 | 0.000 | 0.00 | 55 | 3.8 | |



Appendix B. Radiated Spurious Emission

| | | | |
|-----------------|--------------------------------------|---------------------|---------|
| Test Engineer : | Elvis Chen, Stan Hsieh, and Karl Hou | Temperature : | 21~22°C |
| | | Relative Humidity : | 43~44% |

Band 4 - 5725~5850MHz

WIFI 802.11a (Band Edge @ 3m)

| WIFI Ant. | Note | Frequency (MHz) | Level (dBμV/m) | Over Limit (dB) | Limit Line (dBμV/m) | Read Level (dBμV) | Antenna Factor (dB/m) | Cable Loss (dB) | Preamp Factor (dB) | Ant Pos (cm) | Table Pos (deg) | Peak Avg. (P/A) | Pol. (H/V) | |
|------------------------------|------|-------------------|------------------|-------------------|-----------------------|---------------------|-------------------------|-------------------|----------------------|----------------|-------------------|-------------------|--------------|---|
| 802.11a CH 149 5745MHz | | 5696.12 | 51.24 | -22.76 | 74 | 43.08 | 32.51 | 8.3 | 32.65 | 126 | 18 | P | H | |
| | | 5723.08 | 50.47 | -27.83 | 78.3 | 42.27 | 32.53 | 8.33 | 32.66 | 126 | 18 | P | H | |
| | | 5697.24 | 41.67 | -12.33 | 54 | 33.51 | 32.51 | 8.3 | 32.65 | 126 | 18 | A | H | |
| | * | 5744 | 99.23 | - | - | 91.03 | 32.54 | 8.33 | 32.67 | 126 | 18 | P | H | |
| | * | 5744 | 92.22 | - | - | 84.02 | 32.54 | 8.33 | 32.67 | 126 | 18 | A | H | |
| | | | | | | | | | | | | | | H |
| | | | | | | | | | | | | | | H |
| | | | | | | | | | | | | | | H |
| | | | 5714.2 | 53.13 | -20.87 | 74 | 44.97 | 32.52 | 8.3 | 32.66 | 138 | 350 | P | V |
| | | | 5724.92 | 59.73 | -18.57 | 78.3 | 51.53 | 32.53 | 8.33 | 32.66 | 138 | 350 | P | V |
| | | | 5714.84 | 43.72 | -10.28 | 54 | 35.56 | 32.52 | 8.3 | 32.66 | 138 | 350 | A | V |
| | * | | 5743 | 104.1 | - | - | 95.9 | 32.54 | 8.33 | 32.67 | 138 | 350 | P | V |
| | * | | 5743 | 96.72 | - | - | 88.52 | 32.54 | 8.33 | 32.67 | 138 | 350 | A | V |
| | | | | | | | | | | | | | | V |
| | | | | | | | | | | | | | | V |
| | | | | | | | | | | | | | V | |



| WiFi Ant. 1+2 | Note | Frequency (MHz) | Level (dBμV/m) | Over Limit (dB) | Limit Line (dBμV/m) | Read Level (dBμV) | Antenna Factor (dB/m) | Cable Loss (dB) | Preamp Factor (dB) | Ant Pos (cm) | Table Pos (deg) | Peak Avg. (P/A) | Pol. (H/V) |
|------------------------------|------|-------------------|------------------|-------------------|-----------------------|---------------------|-------------------------|-------------------|----------------------|----------------|-------------------|-------------------|--------------|
| 802.11a CH 157 5785MHz | | 5687.08 | 50.32 | -23.68 | 74 | 42.16 | 32.51 | 8.3 | 32.65 | 175 | 210 | P | H |
| | | 5721.32 | 50.15 | -28.15 | 78.3 | 41.98 | 32.53 | 8.3 | 32.66 | 175 | 210 | P | H |
| | | 5696.36 | 41 | -13 | 54 | 32.84 | 32.51 | 8.3 | 32.65 | 175 | 210 | A | H |
| | * | 5787 | 97.35 | - | - | 89.1 | 32.58 | 8.35 | 32.68 | 175 | 210 | P | H |
| | * | 5787 | 90.43 | - | - | 82.18 | 32.58 | 8.35 | 32.68 | 175 | 210 | A | H |
| | | 5851.36 | 51.54 | -26.76 | 78.3 | 43.2 | 32.61 | 8.43 | 32.7 | 175 | 210 | P | H |
| | | 5875.6 | 50.55 | -23.45 | 74 | 42.2 | 32.63 | 8.43 | 32.71 | 175 | 210 | P | H |
| | | 5879.84 | 41.24 | -12.76 | 54 | 32.89 | 32.63 | 8.43 | 32.71 | 175 | 210 | A | H |
| | | 5709.24 | 51.16 | -22.84 | 74 | 43 | 32.52 | 8.3 | 32.66 | 153 | 351 | P | V |
| | | 5717.4 | 50.94 | -27.36 | 78.3 | 42.78 | 32.52 | 8.3 | 32.66 | 153 | 351 | P | V |
| | | 5714.44 | 41.62 | -12.38 | 54 | 33.46 | 32.52 | 8.3 | 32.66 | 153 | 351 | A | V |
| | * | 5783 | 101.6 | - | - | 93.36 | 32.57 | 8.35 | 32.68 | 153 | 351 | P | V |
| | * | 5783 | 95.16 | - | - | 86.92 | 32.57 | 8.35 | 32.68 | 153 | 351 | A | V |
| | | 5857.36 | 51.08 | -27.22 | 78.3 | 42.73 | 32.62 | 8.43 | 32.7 | 153 | 351 | P | V |
| | | 5883.6 | 50.76 | -23.24 | 74 | 42.38 | 32.63 | 8.47 | 32.72 | 153 | 351 | P | V |
| | | 5879.52 | 41.32 | -12.68 | 54 | 32.97 | 32.63 | 8.43 | 32.71 | 153 | 351 | A | V |



| WIFI Ant. 1+2 | Note | Frequency (MHz) | Level (dBμV/m) | Over Limit (dB) | Limit Line (dBμV/m) | Read Level (dBμV) | Antenna Factor (dB/m) | Cable Loss (dB) | Preamp Factor (dB) | Ant Pos (cm) | Table Pos (deg) | Peak Avg. (P/A) | Pol. (H/V) | |
|------------------------------|---|-------------------|------------------|-------------------|-----------------------|---------------------|-------------------------|-------------------|----------------------|----------------|-------------------|-------------------|--------------|---|
| 802.11a CH 165 5825MHz | * | 5827 | 96.79 | - | - | 88.49 | 32.6 | 8.39 | 32.69 | 114 | 360 | P | H | |
| | * | 5827 | 90.27 | - | - | 81.97 | 32.6 | 8.39 | 32.69 | 114 | 360 | A | H | |
| | | 5853.2 | 50.81 | -27.49 | 78.3 | 42.47 | 32.61 | 8.43 | 32.7 | 114 | 360 | P | H | |
| | | 5877.36 | 50.79 | -23.21 | 74 | 42.44 | 32.63 | 8.43 | 32.71 | 114 | 360 | P | H | |
| | | 5878 | 41.34 | -12.66 | 54 | 32.99 | 32.63 | 8.43 | 32.71 | 114 | 360 | A | H | |
| | | | | | | | | | | | | | | H |
| | | | | | | | | | | | | | | H |
| | | | | | | | | | | | | | | H |
| | * | 5824 | 101.38 | - | - | 93.08 | 32.6 | 8.39 | 32.69 | 134 | 350 | P | V | |
| | * | 5824 | 95.02 | - | - | 86.72 | 32.6 | 8.39 | 32.69 | 134 | 350 | A | V | |
| | | 5850.32 | 51.85 | -26.45 | 78.3 | 43.51 | 32.61 | 8.43 | 32.7 | 134 | 350 | P | V | |
| | | 5870.08 | 51.64 | -22.36 | 74 | 43.3 | 32.62 | 8.43 | 32.71 | 134 | 350 | P | V | |
| | | 5860 | 42.06 | -11.94 | 54 | 33.72 | 32.62 | 8.43 | 32.71 | 134 | 350 | A | V | |
| | | | | | | | | | | | | | | V |
| | | | | | | | | | | | | | | V |
| | | | | | | | | | | | | | | V |
| | | | | | | | | | | | | | V | |
| Remark | 1. No other spurious found. 2. All results are PASS against Peak and Average limit line. | | | | | | | | | | | | | |



Band 4 5725~5850MHz

WIFI 802.11a (Harmonic @ 3m)

| WIFI Ant. 1+2 | Note | Frequency (MHz) | Level (dBμV/m) | Over Limit (dB) | Limit Line (dBμV/m) | Read Level (dBμV) | Antenna Factor (dB/m) | Cable Loss (dB) | Preamp Factor (dB) | Ant Pos (cm) | Table Pos (deg) | Peak Avg. (P/A) | Pol. (H/V) |
|------------------------------|---|-------------------|------------------|-------------------|-----------------------|---------------------|-------------------------|-------------------|----------------------|----------------|-------------------|-------------------|--------------|
| 802.11a CH 149 5745MHz | | 11490 | 45.9 | -28.1 | 74 | 56.11 | 40.01 | 12.58 | 62.8 | 100 | 0 | P | H |
| | | 17232 | 47.09 | -26.91 | 74 | 50.57 | 41.05 | 15.61 | 60.14 | 100 | 0 | P | H |
| | | | | | | | | | | | | | H |
| | | | | | | | | | | | | | H |
| | | 11490 | 46.35 | -27.65 | 74 | 56.56 | 40.01 | 12.58 | 62.8 | 100 | 0 | P | V |
| | | 17232 | 46.72 | -27.28 | 74 | 50.2 | 41.05 | 15.61 | 60.14 | 100 | 0 | P | V |
| | | | | | | | | | | | | | V |
| | | | | | | | | | | | | | V |
| 802.11a CH 157 5785MHz | | 11570 | 46 | -28 | 74 | 56.2 | 39.88 | 12.66 | 62.74 | 100 | 0 | P | H |
| | | 17352 | 47.48 | -26.52 | 74 | 50.56 | 41.38 | 15.75 | 60.21 | 100 | 0 | P | H |
| | | | | | | | | | | | | | H |
| | | | | | | | | | | | | | H |
| | | 11570 | 46.45 | -27.55 | 74 | 56.65 | 39.88 | 12.66 | 62.74 | 100 | 0 | P | V |
| | | 17352 | 47.66 | -26.34 | 74 | 50.74 | 41.38 | 15.75 | 60.21 | 100 | 0 | P | V |
| | | | | | | | | | | | | | V |
| | | | | | | | | | | | | | V |
| 802.11a CH 165 5825MHz | | 11650 | 44.64 | -29.36 | 74 | 54.85 | 39.75 | 12.73 | 62.69 | 100 | 0 | P | H |
| | | 17472 | 48.37 | -25.63 | 74 | 51.06 | 41.71 | 15.88 | 60.28 | 100 | 0 | P | H |
| | | | | | | | | | | | | | H |
| | | | | | | | | | | | | | H |
| | | 11650 | 45.25 | -28.75 | 74 | 55.46 | 39.75 | 12.73 | 62.69 | 100 | 0 | P | V |
| | | 17472 | 47.12 | -26.88 | 74 | 49.81 | 41.71 | 15.88 | 60.28 | 100 | 0 | P | V |
| | | | | | | | | | | | | | V |
| | | | | | | | | | | | | | V |
| Remark | 1. No other spurious found. 2. All results are PASS against Peak and Average limit line. | | | | | | | | | | | | |



Band 4 5725~5850MHz

WIFI 802.11n HT20 (Band Edge @ 3m)

| WIFI Ant. 1+2 | Note | Frequency (MHz) | Level (dBμV/m) | Over Limit (dB) | Limit Line (dBμV/m) | Read Level (dBμV) | Antenna Factor (dB/m) | Cable Loss (dB) | Preamp Factor (dB) | Ant Pos (cm) | Table Pos (deg) | Peak Avg. (P/A) | Pol. (H/V) | |
|-----------------------------|------|-------------------|------------------|-------------------|-----------------------|---------------------|-------------------------|-------------------|----------------------|----------------|-------------------|-------------------|--------------|---|
| 802.11n HT20 CH 149 5745MHz | | 5704.52 | 51.01 | -22.99 | 74 | 42.84 | 32.52 | 8.3 | 32.65 | 100 | 15 | P | H | |
| | | 5723.08 | 52.6 | -25.7 | 78.3 | 44.4 | 32.53 | 8.33 | 32.66 | 100 | 15 | P | H | |
| | | 5700.28 | 41.19 | -12.81 | 54 | 33.03 | 32.51 | 8.3 | 32.65 | 100 | 15 | A | H | |
| | * | 5745 | 96.85 | - | - | 88.65 | 32.54 | 8.33 | 32.67 | 100 | 15 | P | H | |
| | * | 5745 | 88.5 | - | - | 80.3 | 32.54 | 8.33 | 32.67 | 100 | 15 | A | H | |
| | | | | | | | | | | | | | | H |
| | | | | | | | | | | | | | | H |
| | | | | | | | | | | | | | | H |
| | | | 5712.2 | 53.87 | -20.13 | 74 | 45.71 | 32.52 | 8.3 | 32.66 | 110 | 344 | P | V |
| | | | 5724.12 | 58.67 | -19.63 | 78.3 | 50.47 | 32.53 | 8.33 | 32.66 | 110 | 344 | P | V |
| | | | 5715 | 43.7 | -10.3 | 54 | 35.54 | 32.52 | 8.3 | 32.66 | 110 | 344 | A | V |
| | | * | 5743 | 101.34 | - | - | 93.14 | 32.54 | 8.33 | 32.67 | 110 | 344 | P | V |
| | | * | 5743 | 94.22 | - | - | 86.02 | 32.54 | 8.33 | 32.67 | 110 | 344 | A | V |
| | | | | | | | | | | | | | | V |
| | | | | | | | | | | | | | | V |
| | | | | | | | | | | | | | V | |



| WIFI Ant. 1+2 | Note | Frequency (MHz) | Level (dBµV/m) | Over Limit (dB) | Limit Line (dBµV/m) | Read Level (dBµV) | Antenna Factor (dB/m) | Cable Loss (dB) | Preamp Factor (dB) | Ant Pos (cm) | Table Pos (deg) | Peak Avg. (P/A) | Pol. (H/V) |
|--|--------|----------------------|---------------------|-------------------------|-----------------------------|---------------------------|-------------------------------|-------------------------|----------------------------|----------------------|-------------------------|-----------------------|---------------|
| 802.11n HT20 CH 157 5785MHz | | 5697.32 | 50.83 | -23.17 | 74 | 42.67 | 32.51 | 8.3 | 32.65 | 100 | 18 | P | H |
| | | 5720.76 | 50.24 | -28.06 | 78.3 | 42.07 | 32.53 | 8.3 | 32.66 | 100 | 18 | P | H |
| | | 5696.12 | 40.97 | -13.03 | 54 | 32.81 | 32.51 | 8.3 | 32.65 | 100 | 18 | A | H |
| | * | 5783 | 96.61 | - | - | 88.37 | 32.57 | 8.35 | 32.68 | 100 | 18 | P | H |
| | * | 5783 | 88.9 | - | - | 80.66 | 32.57 | 8.35 | 32.68 | 100 | 18 | A | H |
| | | 5853.6 | 50.72 | -27.58 | 78.3 | 42.37 | 32.62 | 8.43 | 32.7 | 100 | 18 | P | H |
| | | 5883.28 | 50.95 | -23.05 | 74 | 42.57 | 32.63 | 8.47 | 32.72 | 100 | 18 | P | H |
| | | 5882 | 41.14 | -12.86 | 54 | 32.75 | 32.63 | 8.47 | 32.71 | 100 | 18 | A | H |
| | | 5702.6 | 51.59 | -22.41 | 74 | 43.42 | 32.52 | 8.3 | 32.65 | 100 | 341 | P | V |
| | | 5719.96 | 50.41 | -27.89 | 78.3 | 42.24 | 32.53 | 8.3 | 32.66 | 100 | 341 | P | V |
| | | 5705.32 | 41.51 | -12.49 | 54 | 33.35 | 32.52 | 8.3 | 32.66 | 100 | 341 | A | V |
| | * | 5787 | 101.76 | - | - | 93.51 | 32.58 | 8.35 | 32.68 | 100 | 341 | P | V |
| | * | 5787 | 94 | - | - | 85.75 | 32.58 | 8.35 | 32.68 | 100 | 341 | A | V |
| | | 5859.68 | 50.55 | -27.75 | 78.3 | 42.21 | 32.62 | 8.43 | 32.71 | 100 | 341 | P | V |
| | | 5880.16 | 50.67 | -23.33 | 74 | 42.32 | 32.63 | 8.43 | 32.71 | 100 | 341 | P | V |
| | 5879.6 | 41.26 | -12.74 | 54 | 32.91 | 32.63 | 8.43 | 32.71 | 100 | 341 | A | V | |



| WIFI Ant. 1+2 | Note | Frequency (MHz) | Level (dBμV/m) | Over Limit (dB) | Limit Line (dBμV/m) | Read Level (dBμV) | Antenna Factor (dB/m) | Cable Loss (dB) | Preamp Factor (dB) | Ant Pos (cm) | Table Pos (deg) | Peak Avg. (P/A) | Pol. (H/V) | |
|--------------------------------------|---|-------------------|------------------|-------------------|-----------------------|---------------------|-------------------------|-------------------|----------------------|----------------|-------------------|-------------------|--------------|---|
| 802.11n HT20 CH 165 5825MHz | * | 5823 | 95.09 | - | - | 86.79 | 32.6 | 8.39 | 32.69 | 103 | 14 | P | H | |
| | * | 5823 | 87.41 | - | - | 79.11 | 32.6 | 8.39 | 32.69 | 103 | 14 | A | H | |
| | | 5855.2 | 50.8 | -27.5 | 78.3 | 42.45 | 32.62 | 8.43 | 32.7 | 103 | 14 | P | H | |
| | | 5886.48 | 50.6 | -23.4 | 74 | 42.22 | 32.63 | 8.47 | 32.72 | 103 | 14 | P | H | |
| | | 5876.96 | 41.26 | -12.74 | 54 | 32.91 | 32.63 | 8.43 | 32.71 | 103 | 14 | A | H | |
| | | | | | | | | | | | | | | H |
| | | | | | | | | | | | | | | H |
| | | | | | | | | | | | | | | H |
| | * | 5823 | 100.14 | - | - | 91.84 | 32.6 | 8.39 | 32.69 | 100 | 346 | P | V | |
| | * | 5823 | 92.43 | - | - | 84.13 | 32.6 | 8.39 | 32.69 | 100 | 346 | A | V | |
| | | 5854.4 | 51.75 | -26.55 | 78.3 | 43.4 | 32.62 | 8.43 | 32.7 | 100 | 346 | P | V | |
| | | 5860.48 | 51.51 | -22.49 | 74 | 43.17 | 32.62 | 8.43 | 32.71 | 100 | 346 | P | V | |
| | | 5860 | 41.81 | -12.19 | 54 | 33.47 | 32.62 | 8.43 | 32.71 | 100 | 346 | A | V | |
| | | | | | | | | | | | | | | V |
| | | | | | | | | | | | | | | V |
| | | | | | | | | | | | | | | V |
| Remark | 1. No other spurious found. 2. All results are PASS against Peak and Average limit line. | | | | | | | | | | | | | |



Band 4 5725~5850MHz

WIFI 802.11n HT20 (Harmonic @ 3m)

| WIFI Ant. 1+2 | Note | Frequency (MHz) | Level (dBµV/m) | Over Limit (dB) | Limit Line (dBµV/m) | Read Level (dBµV) | Antenna Factor (dB/m) | Cable Loss (dB) | Preamp Factor (dB) | Ant Pos (cm) | Table Pos (deg) | Peak Avg. (P/A) | Pol. (H/V) |
|-----------------------------|--|-------------------|------------------|-------------------|-----------------------|---------------------|-------------------------|-------------------|----------------------|----------------|-------------------|-------------------|--------------|
| 802.11n HT20 CH 149 5745MHz | | 11490 | 46.72 | -27.28 | 74 | 56.93 | 40.01 | 12.58 | 62.8 | 100 | 0 | P | H |
| | | 17232 | 47.39 | -26.61 | 74 | 50.87 | 41.05 | 15.61 | 60.14 | 100 | 0 | P | H |
| | | | | | | | | | | | | | H |
| | | | | | | | | | | | | | H |
| | | 11490 | 45.72 | -28.28 | 74 | 55.93 | 40.01 | 12.58 | 62.8 | 100 | 0 | P | V |
| | | 17232 | 47.8 | -26.2 | 74 | 51.28 | 41.05 | 15.61 | 60.14 | 100 | 0 | P | V |
| | | | | | | | | | | | | | V |
| 802.11n HT20 CH 157 5785MHz | | 11570 | 46.52 | -27.48 | 74 | 56.72 | 39.88 | 12.66 | 62.74 | 100 | 0 | P | H |
| | | 17352 | 48.14 | -25.86 | 74 | 51.22 | 41.38 | 15.75 | 60.21 | 100 | 0 | P | H |
| | | | | | | | | | | | | | H |
| | | | | | | | | | | | | | H |
| | | 11570 | 47.38 | -26.62 | 74 | 57.58 | 39.88 | 12.66 | 62.74 | 100 | 0 | P | V |
| | | 17352 | 47.53 | -26.47 | 74 | 50.61 | 41.38 | 15.75 | 60.21 | 100 | 0 | P | V |
| | | | | | | | | | | | | | V |
| 802.11n HT20 CH 165 5825MHz | | 11650 | 45.56 | -28.44 | 74 | 55.77 | 39.75 | 12.73 | 62.69 | 100 | 0 | P | H |
| | | 17472 | 47.87 | -26.13 | 74 | 50.56 | 41.71 | 15.88 | 60.28 | 100 | 0 | P | H |
| | | | | | | | | | | | | | H |
| | | | | | | | | | | | | | H |
| | | 11650 | 46.05 | -27.95 | 74 | 56.26 | 39.75 | 12.73 | 62.69 | 100 | 0 | P | V |
| | | 17472 | 50.11 | -23.89 | 74 | 52.8 | 41.71 | 15.88 | 60.28 | 100 | 0 | P | V |
| | | | | | | | | | | | | | V |
| Remark | 1. No other spurious found. | | | | | | | | | | | | |
| | 2. All results are PASS against Peak and Average limit line. | | | | | | | | | | | | |



Band 4 5725~5850MHz

WIFI 802.11n HT40 (Band Edge @ 3m)

| WIFI Ant. 1+2 | Note | Frequency (MHz) | Level (dBμV/m) | Over Limit (dB) | Limit Line (dBμV/m) | Read Level (dBμV) | Antenna Factor (dB/m) | Cable Loss (dB) | Preamp Factor (dB) | Ant Pos (cm) | Table Pos (deg) | Peak Avg. (P/A) | Pol. (H/V) |
|-----------------------------|------|-------------------|------------------|-------------------|-----------------------|---------------------|-------------------------|-------------------|----------------------|----------------|-------------------|-------------------|--------------|
| 802.11n HT40 CH 151 5755MHz | | 5711.56 | 52.25 | -21.75 | 74 | 44.09 | 32.52 | 8.3 | 32.66 | 100 | 19 | P | H |
| | | 5720.92 | 52.33 | -25.97 | 78.3 | 44.16 | 32.53 | 8.3 | 32.66 | 100 | 19 | P | H |
| | | 5714.84 | 42.24 | -11.76 | 54 | 34.08 | 32.52 | 8.3 | 32.66 | 100 | 19 | A | H |
| | * | 5753 | 91.19 | - | - | 82.97 | 32.56 | 8.33 | 32.67 | 100 | 19 | P | H |
| | * | 5753 | 84.72 | - | - | 76.5 | 32.56 | 8.33 | 32.67 | 100 | 19 | A | H |
| | | 5855.52 | 50.25 | -28.05 | 78.3 | 41.9 | 32.62 | 8.43 | 32.7 | 100 | 19 | P | H |
| | | 5872.64 | 50.97 | -23.03 | 74 | 42.62 | 32.63 | 8.43 | 32.71 | 100 | 19 | P | H |
| | | 5881.76 | 41.37 | -12.63 | 54 | 32.98 | 32.63 | 8.47 | 32.71 | 100 | 19 | A | H |
| | | 5710.6 | 60.32 | -13.68 | 74 | 52.16 | 32.52 | 8.3 | 32.66 | 111 | 335 | P | V |
| | | 5720.36 | 61.6 | -16.7 | 78.3 | 53.43 | 32.53 | 8.3 | 32.66 | 111 | 335 | P | V |
| | | 5715 | 50.12 | -3.88 | 54 | 41.96 | 32.52 | 8.3 | 32.66 | 111 | 335 | A | V |
| | * | 5753 | 99.42 | - | - | 91.2 | 32.56 | 8.33 | 32.67 | 111 | 335 | P | V |
| | * | 5753 | 91.22 | - | - | 83 | 32.56 | 8.33 | 32.67 | 111 | 335 | A | V |
| | | 5856.48 | 51.56 | -26.74 | 78.3 | 43.21 | 32.62 | 8.43 | 32.7 | 111 | 335 | P | V |
| | | 5862.96 | 50.36 | -23.64 | 74 | 42.02 | 32.62 | 8.43 | 32.71 | 111 | 335 | P | V |
| | | 5883.6 | 41.42 | -12.58 | 54 | 33.04 | 32.63 | 8.47 | 32.72 | 111 | 335 | A | V |



| WIFI Ant. 1+2 | Note | Frequency (MHz) | Level (dBμV/m) | Over Limit (dB) | Limit Line (dBμV/m) | Read Level (dBμV) | Antenna Factor (dB/m) | Cable Loss (dB) | Preamp Factor (dB) | Ant Pos (cm) | Table Pos (deg) | Peak Avg. (P/A) | Pol. (H/V) |
|--------------------------------------|---|-------------------|------------------|-------------------|-----------------------|---------------------|-------------------------|-------------------|----------------------|----------------|-------------------|-------------------|--------------|
| 802.11n HT40 CH 159 5795MHz | | 5696.28 | 51.23 | -22.77 | 74 | 43.07 | 32.51 | 8.3 | 32.65 | 100 | 18 | P | H |
| | | 5717.4 | 50.8 | -27.5 | 78.3 | 42.64 | 32.52 | 8.3 | 32.66 | 100 | 18 | P | H |
| | | 5691.64 | 41.1 | -12.9 | 54 | 32.94 | 32.51 | 8.3 | 32.65 | 100 | 18 | A | H |
| | * | 5793 | 94.22 | - | - | 85.97 | 32.58 | 8.35 | 32.68 | 100 | 18 | P | H |
| | * | 5793 | 86.56 | - | - | 78.31 | 32.58 | 8.35 | 32.68 | 100 | 18 | A | H |
| | | 5858.64 | 50.64 | -27.66 | 78.3 | 42.3 | 32.62 | 8.43 | 32.71 | 100 | 18 | P | H |
| | | 5861.68 | 52.11 | -21.89 | 74 | 43.77 | 32.62 | 8.43 | 32.71 | 100 | 18 | P | H |
| | | 5880.88 | 41.29 | -12.71 | 54 | 32.94 | 32.63 | 8.43 | 32.71 | 100 | 18 | A | H |
| | | 5706.36 | 52.84 | -21.16 | 74 | 44.68 | 32.52 | 8.3 | 32.66 | 100 | 335 | P | V |
| | | 5724.52 | 52.99 | -25.31 | 78.3 | 44.79 | 32.53 | 8.33 | 32.66 | 100 | 335 | P | V |
| | | 5715 | 42.34 | -11.66 | 54 | 34.18 | 32.52 | 8.3 | 32.66 | 100 | 335 | A | V |
| | * | 5793 | 99.5 | - | - | 91.25 | 32.58 | 8.35 | 32.68 | 100 | 335 | P | V |
| | * | 5793 | 91.32 | - | - | 83.07 | 32.58 | 8.35 | 32.68 | 100 | 335 | A | V |
| | | 5850.11 | 52.31 | -25.99 | 78.3 | 43.97 | 32.61 | 8.43 | 32.7 | 100 | 335 | P | V |
| | | 5863.2 | 53.24 | -20.76 | 74 | 44.9 | 32.62 | 8.43 | 32.71 | 100 | 335 | P | V |
| | 5860 | 42.38 | -11.62 | 54 | 34.04 | 32.62 | 8.43 | 32.71 | 100 | 335 | A | V | |
| Remark | 1. No other spurious found. 2. All results are PASS against Peak and Average limit line. | | | | | | | | | | | | |



Band 4 5725~5850MHz

WIFI 802.11n HT40 (Harmonic @ 3m)

| WIFI Ant. 1+2 | Note | Frequency (MHz) | Level (dBμV/m) | Over Limit (dB) | Limit Line (dBμV/m) | Read Level (dBμV) | Antenna Factor (dB/m) | Cable Loss (dB) | Preamp Factor (dB) | Ant Pos (cm) | Table Pos (deg) | Peak Avg. (P/A) | Pol. (H/V) |
|-----------------------------|---|-------------------|------------------|-------------------|-----------------------|---------------------|-------------------------|-------------------|----------------------|----------------|-------------------|-------------------|--------------|
| 802.11n HT40 CH 151 5755MHz | | 11510 | 47.85 | -26.15 | 74 | 58.07 | 40 | 12.58 | 62.8 | 100 | 0 | P | H |
| | | 17268 | 45.76 | -28.24 | 74 | 49.11 | 41.15 | 15.66 | 60.16 | 100 | 0 | P | H |
| | | | | | | | | | | | | | H |
| | | | | | | | | | | | | | H |
| | | 11510 | 47.1 | -26.9 | 74 | 57.32 | 40 | 12.58 | 62.8 | 100 | 0 | P | V |
| | | 17268 | 46.54 | -27.46 | 74 | 49.89 | 41.15 | 15.66 | 60.16 | 100 | 0 | P | V |
| | | | | | | | | | | | | | V |
| | | | | | | | | | | | | | V |
| 802.11n HT40 CH 159 5795MHz | | 11590 | 46.2 | -27.8 | 74 | 56.43 | 39.84 | 12.66 | 62.73 | 100 | 0 | P | H |
| | | 17388 | 47.7 | -26.3 | 74 | 50.67 | 41.47 | 15.79 | 60.23 | 100 | 0 | P | H |
| | | | | | | | | | | | | | H |
| | | | | | | | | | | | | | H |
| | | 11590 | 45.15 | -28.85 | 74 | 55.38 | 39.84 | 12.66 | 62.73 | 100 | 0 | P | V |
| | | 17388 | 47.07 | -26.93 | 74 | 50.04 | 41.47 | 15.79 | 60.23 | 100 | 0 | P | V |
| | | | | | | | | | | | | | V |
| | | | | | | | | | | | | | V |
| Remark | 1. No other spurious found. 2. All results are PASS against Peak and Average limit line. | | | | | | | | | | | | |



Band 4 5725~5850MHz

WIFI 802.11ac VHT80 (Band Edge @ 3m)

| WIFI Ant. 1+2 | Note | Frequency (MHz) | Level (dBμV/m) | Over Limit (dB) | Limit Line (dBμV/m) | Read Level (dBμV) | Antenna Factor (dB/m) | Cable Loss (dB) | Preamp Factor (dB) | Ant Pos (cm) | Table Pos (deg) | Peak Avg. (P/A) | Pol. (H/V) |
|-------------------------------|---|-------------------|------------------|-------------------|-----------------------|---------------------|-------------------------|-------------------|----------------------|----------------|-------------------|-------------------|--------------|
| 802.11ac VHT80 CH 155 5775MHz | | 5701.16 | 52.01 | -21.99 | 74 | 43.84 | 32.52 | 8.3 | 32.65 | 100 | 10 | P | H |
| | | 5722.44 | 51.74 | -26.56 | 78.3 | 43.54 | 32.53 | 8.33 | 32.66 | 100 | 10 | P | H |
| | | 5714.76 | 45.08 | -8.92 | 54 | 36.92 | 32.52 | 8.3 | 32.66 | 100 | 10 | A | H |
| | * | 5777 | 92.32 | - | - | 84.07 | 32.57 | 8.35 | 32.67 | 100 | 10 | P | H |
| | * | 5777 | 84.22 | - | - | 75.97 | 32.57 | 8.35 | 32.67 | 100 | 10 | A | H |
| | | 5859.52 | 52.32 | -25.98 | 78.3 | 43.98 | 32.62 | 8.43 | 32.71 | 100 | 10 | P | H |
| | | 5872.16 | 51.45 | -22.55 | 74 | 43.1 | 32.63 | 8.43 | 32.71 | 100 | 10 | P | H |
| | | 5872.72 | 44.05 | -9.95 | 54 | 35.7 | 32.63 | 8.43 | 32.71 | 100 | 10 | A | H |
| | | 5700.04 | 59.58 | -14.42 | 74 | 51.42 | 32.51 | 8.3 | 32.65 | 104 | 343 | P | V |
| | | 5724.68 | 59.31 | -18.99 | 78.3 | 51.11 | 32.53 | 8.33 | 32.66 | 104 | 343 | P | V |
| | | 5707.96 | 51.83 | -2.17 | 54 | 43.67 | 32.52 | 8.3 | 32.66 | 104 | 343 | A | V |
| | * | 5773 | 97.25 | - | - | 89 | 32.57 | 8.35 | 32.67 | 104 | 343 | P | V |
| | * | 5773 | 89.1 | - | - | 80.85 | 32.57 | 8.35 | 32.67 | 104 | 343 | A | V |
| | | 5855.68 | 53.67 | -24.63 | 78.3 | 45.32 | 32.62 | 8.43 | 32.7 | 104 | 343 | P | V |
| | | 5863.76 | 54.33 | -19.67 | 74 | 45.99 | 32.62 | 8.43 | 32.71 | 104 | 343 | P | V |
| | | 5862.48 | 45.96 | -8.04 | 54 | 37.62 | 32.62 | 8.43 | 32.71 | 104 | 343 | A | V |
| Remark | 1. No other spurious found. 2. All results are PASS against Peak and Average limit line. | | | | | | | | | | | | |



Band 4 5725~5850MHz

WIFI 802.11ac VHT80 (Harmonic @ 3m)

| WIFI Ant. 1+2 | Note | Frequency (MHz) | Level (dBμV/m) | Over Limit (dB) | Limit Line (dBμV/m) | Read Level (dBμV) | Antenna Factor (dB/m) | Cable Loss (dB) | Preamp Factor (dB) | Ant Pos (cm) | Table Pos (deg) | Peak Avg. (P/A) | Pol. (H/V) | |
|-------------------------------|---|-------------------|------------------|-------------------|-----------------------|---------------------|-------------------------|-------------------|----------------------|----------------|-------------------|-----------------|------------|---|
| 802.11ac VHT80 CH 155 5775MHz | | 11550 | 47.34 | -26.66 | 74 | 57.57 | 39.91 | 12.62 | 62.76 | 100 | 0 | P | H | |
| | | 17328 | 47.94 | -26.06 | 74 | 51.09 | 41.29 | 15.75 | 60.19 | 100 | 0 | P | H | |
| | | | | | | | | | | | | | H | |
| | | | | | | | | | | | | | H | |
| | | | 11550 | 46.09 | -27.91 | 74 | 56.32 | 39.91 | 12.62 | 62.76 | 100 | 0 | P | V |
| | | | 17328 | 47.8 | -26.2 | 74 | 50.95 | 41.29 | 15.75 | 60.19 | 100 | 0 | P | V |
| | | | | | | | | | | | | | | V |
| | | | | | | | | | | | | | V | |
| Remark | 1. No other spurious found. 2. All results are PASS against Peak and Average limit line. | | | | | | | | | | | | | |



Emission below 1GHz

5GHz WIFI 802.11a (LF @ 3m)

| WIFI | Note | Frequency | Level | Over | Limit | Read | Antenna | Cable | Preamp | Ant | Table | Peak | Pol. | |
|-----------------------|--|-----------|------------|--------|------------|----------|----------|--------|--------|--------|---------|---------|---------|---|
| Ant. | | | | Limit | Line | Level | Factor | Loss | Factor | Pos | Pos | Avg. | | |
| 1+2 | | (MHz) | (dBμV/m) | (dB) | (dBμV/m) | (dBμV) | (dB/m) | (dB) | (dB) | (cm) | (deg) | (P/A) | (H/V) | |
| 5GHz 802.11a LF | | 30.54 | 18.15 | -21.85 | 40 | 30.86 | 19.46 | 0.65 | 32.82 | | | P | H | |
| | | 100.74 | 17.79 | -25.71 | 43.5 | 38.78 | 10.5 | 1.14 | 32.63 | | | P | H | |
| | | 201.72 | 17.28 | -26.22 | 43.5 | 38.38 | 10.15 | 1.48 | 32.73 | | | P | H | |
| | | 643.7 | 20.95 | -25.05 | 46 | 31.21 | 20.13 | 2.62 | 33.01 | | | P | H | |
| | | 800.5 | 24.21 | -21.79 | 46 | 32.02 | 22.1 | 2.97 | 32.88 | | | P | H | |
| | | 948.2 | 26.28 | -19.72 | 46 | 30.49 | 24.28 | 3.29 | 31.78 | 100 | 55 | P | H | |
| | | | | | | | | | | | | | H | |
| | | | | | | | | | | | | | H | |
| | | | | | | | | | | | | | H | |
| | | | | | | | | | | | | | H | |
| | | | | | | | | | | | | | H | |
| | | | | | | | | | | | | | H | |
| | | | 30 | 22.79 | -17.21 | 40 | 34.96 | 20 | 0.65 | 32.82 | | | P | V |
| | | | 39.45 | 23.23 | -16.77 | 40 | 40.88 | 14.5 | 0.65 | 32.8 | 100 | 49 | P | V |
| | | | 62.67 | 20.13 | -19.87 | 40 | 45.66 | 6.28 | 0.93 | 32.74 | | | P | V |
| | | | 712.3 | 21.95 | -24.05 | 46 | 31.27 | 20.84 | 2.82 | 32.98 | | | P | V |
| | | | 864.2 | 24.26 | -21.74 | 46 | 30.92 | 22.7 | 3.16 | 32.52 | | | P | V |
| | | | 959.4 | 26.24 | -19.76 | 46 | 30.35 | 24.26 | 3.29 | 31.66 | | | P | V |
| | | | | | | | | | | | | | V | |
| | | | | | | | | | | | | | V | |
| | | | | | | | | | | | | V | | |
| | | | | | | | | | | | | V | | |
| | | | | | | | | | | | | V | | |
| | | | | | | | | | | | | V | | |
| Remark | 1. No other spurious found. 2. All results are PASS against limit line. | | | | | | | | | | | | | |



Emission below 1GHz

5GHz WIFI 802.11n HT20 (LF @ 3m)

| WIFI | Note | Frequency | Level | Over | Limit | Read | Antenna | Cable | Preamp | Ant | Table | Peak | Pol. | |
|-------------------------------|--|-----------|------------------|--------|------------------|----------------|----------|--------|--------|--------|---------|---------|---------|---|
| Ant. | | | | Limit | Line | Level | Factor | Loss | Factor | Pos | Pos | Avg. | | |
| 1+2 | | (MHz) | (dB μ V/m) | (dB) | (dB μ V/m) | (dB μ V) | (dB/m) | (dB) | (dB) | (cm) | (deg) | (P/A) | (H/V) | |
| 5GHz 802.11n HT20 LF | | 30.54 | 17.3 | -22.7 | 40 | 30.01 | 19.46 | 0.65 | 32.82 | | | P | H | |
| | | 101.01 | 18.42 | -25.08 | 43.5 | 39.41 | 10.5 | 1.14 | 32.63 | | | P | H | |
| | | 201.99 | 17.68 | -25.82 | 43.5 | 38.78 | 10.15 | 1.48 | 32.73 | | | P | H | |
| | | 671 | 21.45 | -24.55 | 46 | 31.41 | 20.37 | 2.67 | 33 | | | P | H | |
| | | 761.3 | 22.78 | -23.22 | 46 | 31.07 | 21.72 | 2.91 | 32.92 | | | P | H | |
| | | 902 | 26.13 | -19.87 | 46 | 31.98 | 23.24 | 3.2 | 32.29 | 100 | 95 | P | H | |
| | | | | | | | | | | | | | | H |
| | | | | | | | | | | | | | | H |
| | | | | | | | | | | | | | | H |
| | | | | | | | | | | | | | | H |
| | | | | | | | | | | | | | | H |
| | | | | | | | | | | | | | | H |
| | | | 30.54 | 22.66 | -17.34 | 40 | 35.37 | 19.46 | 0.65 | 32.82 | | | P | V |
| | | | 39.18 | 22.92 | -17.08 | 40 | 40.01 | 15.06 | 0.65 | 32.8 | 100 | 196 | P | V |
| | | | 70.5 | 16.08 | -23.92 | 40 | 41.05 | 6.82 | 0.93 | 32.72 | | | P | V |
| | | | 722.1 | 21.76 | -24.24 | 46 | 30.86 | 21.05 | 2.82 | 32.97 | | | P | V |
| | | | 836.2 | 24.52 | -21.48 | 46 | 31.73 | 22.39 | 3.07 | 32.67 | | | P | V |
| | | 949.6 | 26.42 | -19.58 | 46 | 30.59 | 24.3 | 3.29 | 31.76 | | | P | V | |
| | | | | | | | | | | | | | V | |
| | | | | | | | | | | | | | V | |
| | | | | | | | | | | | | | V | |
| | | | | | | | | | | | | | V | |
| | | | | | | | | | | | | | V | |
| | | | | | | | | | | | | | V | |
| Remark | 1. No other spurious found. 2. All results are PASS against limit line. | | | | | | | | | | | | | |



Emission below 1GHz

5GHz WIFI 802.11n HT40 (LF @ 3m)

| WIFI | Note | Frequency | Level | Over | Limit | Read | Antenna | Cable | Preamp | Ant | Table | Peak | Pol. | |
|-------------------------------|--|-----------|------------|--------|------------|----------|----------|--------|--------|--------|---------|---------|---------|---|
| Ant. | | | | Limit | Line | Level | Factor | Loss | Factor | Pos | Pos | Avg. | | |
| 1+2 | | (MHz) | (dBµV/m) | (dB) | (dBµV/m) | (dBµV) | (dB/m) | (dB) | (dB) | (cm) | (deg) | (P/A) | (H/V) | |
| 5GHz 802.11n HT40 LF | | 32.43 | 17.03 | -22.97 | 40 | 30.82 | 18.38 | 0.65 | 32.82 | | | P | H | |
| | | 100.74 | 17.34 | -26.16 | 43.5 | 38.33 | 10.5 | 1.14 | 32.63 | | | P | H | |
| | | 201.72 | 18.18 | -25.32 | 43.5 | 39.28 | 10.15 | 1.48 | 32.73 | | | P | H | |
| | | 720.7 | 22.06 | -23.94 | 46 | 31.2 | 21.01 | 2.82 | 32.97 | | | P | H | |
| | | 836.9 | 24.08 | -21.92 | 46 | 31.28 | 22.4 | 3.07 | 32.67 | | | P | H | |
| | | 951.7 | 26.51 | -19.49 | 46 | 30.67 | 24.29 | 3.29 | 31.74 | 100 | 68 | P | H | |
| | | | | | | | | | | | | | | H |
| | | | | | | | | | | | | | | H |
| | | | | | | | | | | | | | | H |
| | | | | | | | | | | | | | | H |
| | | | | | | | | | | | | | | H |
| | | | | | | | | | | | | | | H |
| | | | | | | | | | | | | | | H |
| | | | | | | | | | | | | | | H |
| | | | | | | | | | | | | | | H |
| | | | 30 | 23 | -17 | 40 | 35.17 | 20 | 0.65 | 32.82 | | | P | V |
| | | | 39.99 | 23.13 | -16.87 | 40 | 40.78 | 14.5 | 0.65 | 32.8 | 100 | 87 | P | V |
| | | | 62.13 | 17.86 | -22.14 | 40 | 43.45 | 6.22 | 0.93 | 32.74 | | | P | V |
| | | | 741 | 22.18 | -23.82 | 46 | 30.79 | 21.42 | 2.91 | 32.94 | | | P | V |
| | | | 853 | 23.98 | -22.02 | 46 | 30.86 | 22.54 | 3.16 | 32.58 | | | P | V |
| | | 957.3 | 26.94 | -19.06 | 46 | 31.06 | 24.27 | 3.29 | 31.68 | | | P | V | |
| | | | | | | | | | | | | | V | |
| | | | | | | | | | | | | | V | |
| | | | | | | | | | | | | | V | |
| | | | | | | | | | | | | | V | |
| | | | | | | | | | | | | | V | |
| | | | | | | | | | | | | | V | |
| Remark | 1. No other spurious found. 2. All results are PASS against limit line. | | | | | | | | | | | | | |



Emission below 1GHz

5GHz WIFI 802.11ac VHT80 (LF @ 3m)

| WIFI | Note | Frequency | Level | Over | Limit | Read | Antenna | Cable | Preamp | Ant | Table | Peak | Pol. | |
|-------------------------|--|-----------|------------|--------|------------|----------|----------|--------|--------|--------|---------|---------|---------|---|
| Ant. | | | | Limit | Line | Level | Factor | Loss | Factor | Pos | Pos | Avg. | | |
| 1+2 | | (MHz) | (dBμV/m) | (dB) | (dBμV/m) | (dBμV) | (dB/m) | (dB) | (dB) | (cm) | (deg) | (P/A) | (H/V) | |
| 802.11ac VHT80 LF | | 31.35 | 17.49 | -22.51 | 40 | 30.2 | 19.46 | 0.65 | 32.82 | | | P | H | |
| | | 100.74 | 17.05 | -26.45 | 43.5 | 38.04 | 10.5 | 1.14 | 32.63 | | | P | H | |
| | | 201.72 | 18.12 | -25.38 | 43.5 | 39.22 | 10.15 | 1.48 | 32.73 | | | P | H | |
| | | 728.4 | 22.95 | -23.05 | 46 | 31.83 | 21.17 | 2.91 | 32.96 | | | P | H | |
| | | 808.9 | 23.97 | -22.03 | 46 | 31.56 | 22.17 | 3.07 | 32.83 | | | P | H | |
| | | 943.3 | 26.56 | -19.44 | 46 | 30.94 | 24.17 | 3.29 | 31.84 | 100 | 98 | P | H | |
| | | | | | | | | | | | | | H | |
| | | | | | | | | | | | | | H | |
| | | | | | | | | | | | | | H | |
| | | | | | | | | | | | | | H | |
| | | | | | | | | | | | | | H | |
| | | | | | | | | | | | | | H | |
| | | | 30.27 | 22.89 | -17.11 | 40 | 35.06 | 20 | 0.65 | 32.82 | | | P | V |
| | | | 39.72 | 23.77 | -16.23 | 40 | 41.42 | 14.5 | 0.65 | 32.8 | 100 | 117 | P | V |
| | | | 64.02 | 17.12 | -22.88 | 40 | 42.59 | 6.34 | 0.93 | 32.74 | | | P | V |
| | | | 729.8 | 22.13 | -23.87 | 46 | 30.99 | 21.19 | 2.91 | 32.96 | | | P | V |
| | | | 827.1 | 23.39 | -22.61 | 46 | 30.73 | 22.32 | 3.07 | 32.73 | | | P | V |
| | | | 942.6 | 26.22 | -19.78 | 46 | 30.62 | 24.15 | 3.29 | 31.84 | | | P | V |
| | | | | | | | | | | | | | | V |
| | | | | | | | | | | | | | | V |
| | | | | | | | | | | | | | V | |
| | | | | | | | | | | | | | V | |
| | | | | | | | | | | | | | V | |
| | | | | | | | | | | | | | V | |
| Remark | 3. No other spurious found. 4. All results are PASS against limit line. | | | | | | | | | | | | | |



Note symbol

| | |
|-----|--|
| * | Fundamental Frequency which can be ignored. However, the level of any unwanted emissions shall not exceed the level of the fundamental frequency. |
| ! | Test result is over limit line. |
| P/A | Peak or Average |
| H/V | Horizontal or Vertical |



A calculation example for radiated spurious emission is shown as below:

| WIFI | Note | Frequency | Level | Over | Limit | Read | Antenna | Cable | Preamp | Ant | Table | Peak | Pol. |
|---------|------|-----------|------------|--------|------------|----------|----------|--------|--------|--------|---------|---------|---------|
| Ant. | | | | Limit | Line | Level | Factor | Loss | Factor | Pos | Pos | Avg. | |
| 1+2 | | (MHz) | (dBμV/m) | (dB) | (dBμV/m) | (dBμV) | (dB/m) | (dB) | (dB) | (cm) | (deg) | (P/A) | (H/V) |
| 802.11b | | 2390 | 55.45 | -18.55 | 74 | 54.51 | 32.22 | 4.58 | 35.86 | 103 | 308 | P | H |
| CH 01 | | | | | | | | | | | | | |
| 2412MHz | | 2390 | 43.54 | -10.46 | 54 | 42.6 | 32.22 | 4.58 | 35.86 | 103 | 308 | A | H |

- Level(dBμV/m) =
Antenna Factor(dB/m) + Cable Loss(dB) + Read Level(dBμV) - Preamp Factor(dB)
- Over Limit(dB) = Level(dBμV/m) – Limit Line(dBμV/m)

For Peak Limit @ 2390MHz:

- Level(dBμV/m)
= Antenna Factor(dB/m) + Cable Loss(dB) + Read Level(dBμV) - Preamp Factor(dB)
= 32.22(dB/m) + 4.58(dB) + 54.51(dBμV) – 35.86 (dB)
= 55.45 (dBμV/m)
- Over Limit(dB)
= Level(dBμV/m) – Limit Line(dBμV/m)
= 55.45(dBμV/m) – 74(dBμV/m)
= -18.55(dB)

For Average Limit @ 2390MHz:

- Level(dBμV/m)
= Antenna Factor(dB/m) + Cable Loss(dB) + Read Level(dBμV) - Preamp Factor(dB)
= 32.22(dB/m) + 4.58(dB) + 42.6(dBμV) – 35.86 (dB)
= 43.54 (dBμV/m)
- Over Limit(dB)
= Level(dBμV/m) – Limit Line(dBμV/m)
= 43.54(dBμV/m) – 54(dBμV/m)
= -10.46(dB)

Both peak and average measured complies with the limit line, so test result is “PASS”.



Appendix C. Radiated Spurious Emission

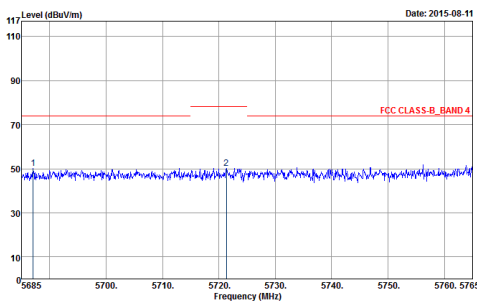
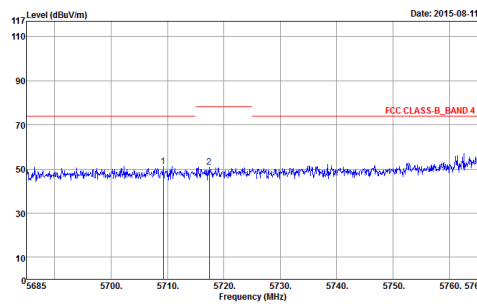
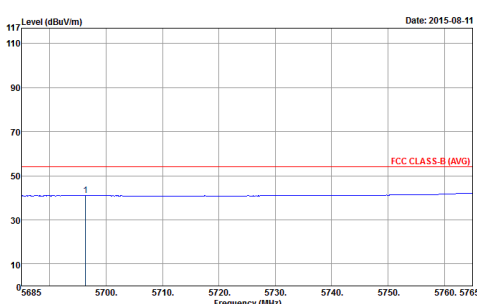
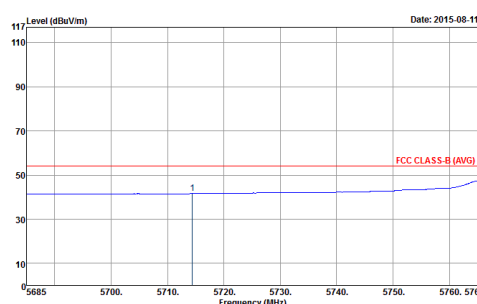
| | | | |
|-----------------|--------------------------------------|---------------------|---------|
| Test Engineer : | Elvis Chen, Stan Hsieh, and Karl Hou | Temperature : | 21~22°C |
| | | Relative Humidity : | 43~44% |

Band 4 - 5725~5850MHz

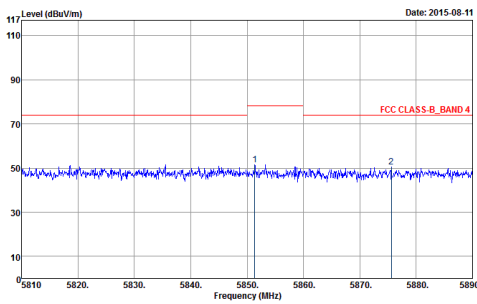
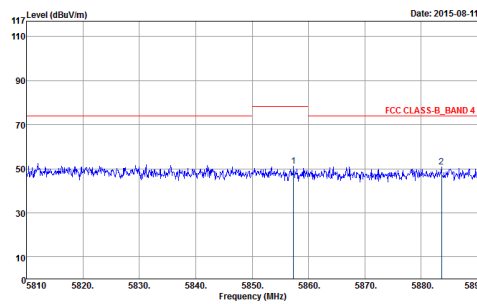
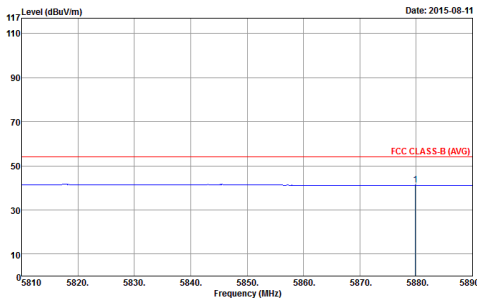
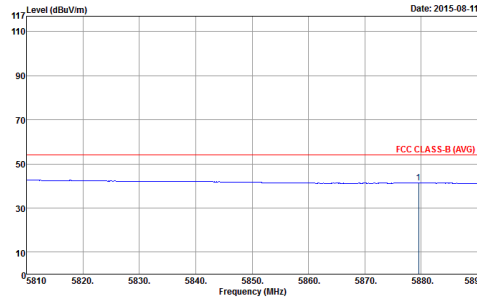
WIFI 802.11a (Band Edge @ 3m)

| WIFI | Band 4 5725~5850MHz Band Edge @ 3m | |
|------|--|--|
| ANT | 802.11a CH149 5745MHz | |
| 1+2 | Horizontal | Vertical |
| Peak | <p>Site : 03CH10-HY Condition : FCC CLASS-B_BAND 4 3m HORN 9120D-HF HORIZONTAL Detector : Peak</p> | <p>Site : 03CH10-HY Condition : FCC CLASS-B_BAND 4 3m HORN 9120D-HF VERTICAL Detector : Peak</p> |
| Avg. | <p>Site : 03CH10-HY Condition : FCC CLASS-B (AVG) 3m HORN 9120D-HF HORIZONTAL Detector : Peak</p> | <p>Site : 03CH10-HY Condition : FCC CLASS-B (AVG) 3m HORN 9120D-HF VERTICAL Detector : Peak</p> |

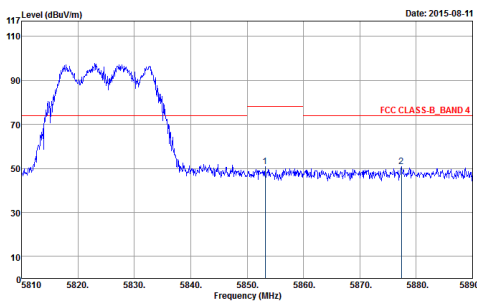
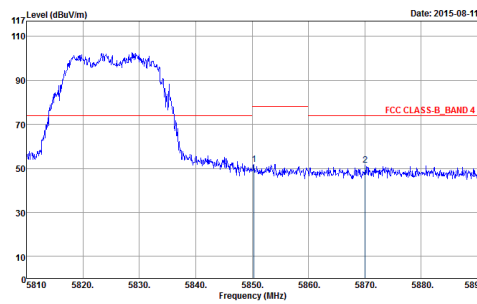
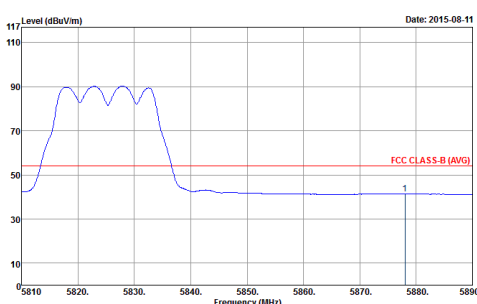
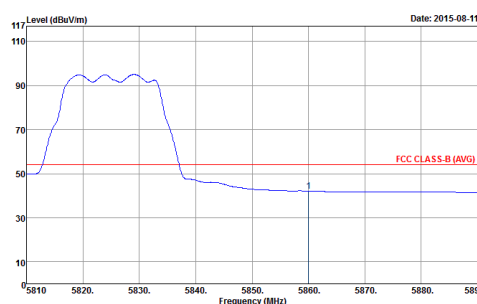


| WIFI | Band 4 5725~5850MHz Band Edge @ 3m | |
|------|---|--|
| ANT | 802.11a CH157 5785MHz - Low channel location | |
| 1+2 | Horizontal | Vertical |
| Peak |  <p>Site : 03CH10-HY Condition : FCC CLASS-B_BAND 4 3m HORN 9120D-HF HORIZONTAL Detector : Peak</p> |  <p>Site : 03CH10-HY Condition : FCC CLASS-B_BAND 4 3m HORN 9120D-HF VERTICAL Detector : Peak</p> |
| Avg. |  <p>Site : 03CH10-HY Condition : FCC CLASS-B (AVG) 3m HORN 9120D-HF HORIZONTAL Detector : Peak</p> |  <p>Site : 03CH10-HY Condition : FCC CLASS-B (AVG) 3m HORN 9120D-HF VERTICAL Detector : Peak</p> |



| WIFI | Band 4 5725~5850MHz Band Edge @ 3m | |
|------|---|--|
| ANT | 802.11a CH157 5785MHz - High channel location | |
| 1+2 | Horizontal | Vertical |
| Peak |  <p>Site : 03CH10-HY Condition : FCC CLASS-B_BAND 4 3m HORN 9120D-HF HORIZONTAL Detector : Peak</p> |  <p>Site : 03CH10-HY Condition : FCC CLASS-B_BAND 4 3m HORN 9120D-HF VERTICAL Detector : Peak</p> |
| Avg. |  <p>Site : 03CH10-HY Condition : FCC CLASS-B (AVG) 3m HORN 9120D-HF HORIZONTAL Detector : Peak</p> |  <p>Site : 03CH10-HY Condition : FCC CLASS-B (AVG) 3m HORN 9120D-HF VERTICAL Detector : Peak</p> |



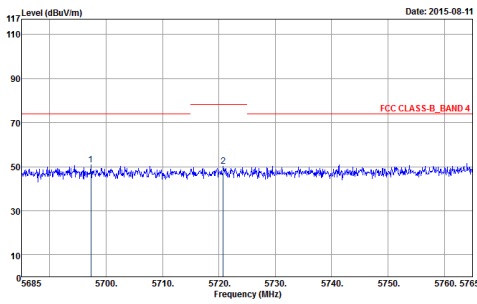
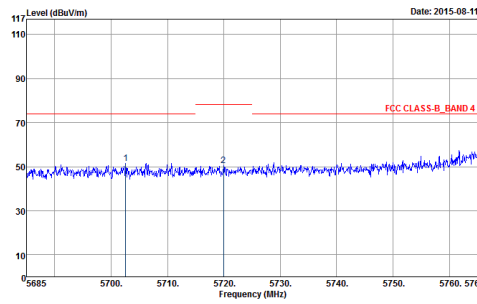
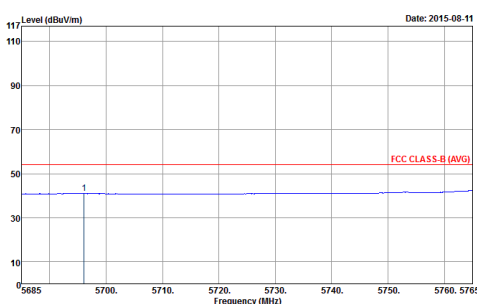
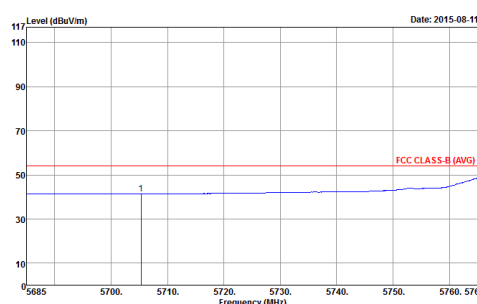
| WIFI | Band 4 5725~5850MHz Band Edge @ 3m | |
|------|---|--|
| ANT | 802.11a CH165 5825MHz | |
| 1+2 | Horizontal | Vertical |
| Peak |  <p>Site : 03CH10-HY Condition : FCC CLASS-B_BAND 4 3m HORN 9120D-HF HORIZONTAL RBW:1000.000KHz VBW:3000.000KHz SWT:Auto Detector : Peak</p> |  <p>Site : 03CH10-HY Condition : FCC CLASS-B_BAND 4 3m HORN 9120D-HF VERTICAL RBW:1000.000KHz VBW:3000.000KHz SWT:Auto Detector : Peak</p> |
| Avg. |  <p>Site : 03CH10-HY Condition : FCC CLASS-B (AVG) 3m HORN 9120D-HF HORIZONTAL RBW:1000.000KHz VBW:0.010KHz SWT:Auto Detector : Peak</p> |  <p>Site : 03CH10-HY Condition : FCC CLASS-B (AVG) 3m HORN 9120D-HF VERTICAL RBW:1000.000KHz VBW:0.010KHz SWT:Auto Detector : Peak</p> |



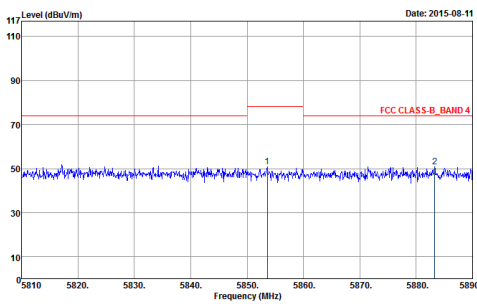
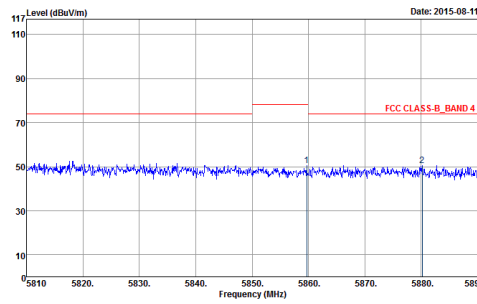
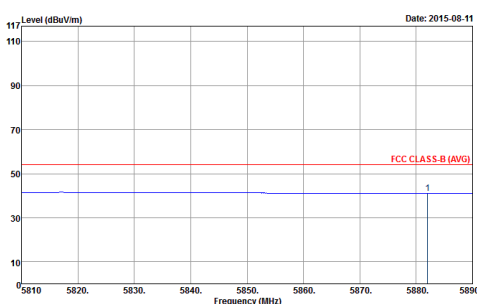
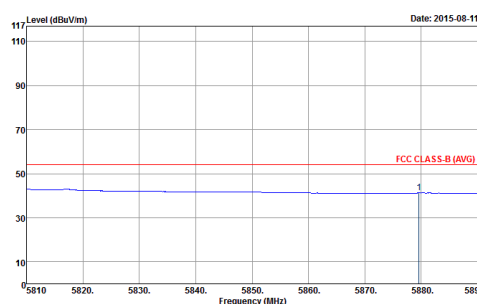
Band 4 5725~5850MHz
WIFI 802.11n HT20 (Band Edge @ 3m)

| WIFI | Band 4 5725~5850MHz Band Edge @ 3m | |
|-------------|--|--|
| ANT | 802.11n HT20 CH149 5745MHz | |
| 1+2 | Horizontal | Vertical |
| Peak | <p>Site : 03CH10-HY Condition : FCC CLASS-B_BAND 4 3m HORN 9120D-HF HORIZONTAL Detector : Peak</p> | <p>Site : 03CH10-HY Condition : FCC CLASS-B_BAND 4 3m HORN 9120D-HF VERTICAL Detector : Peak</p> |
| Avg. | <p>Site : 03CH10-HY Condition : FCC CLASS-B (AVG) 3m HORN 9120D-HF HORIZONTAL Detector : Peak</p> | <p>Site : 03CH10-HY Condition : FCC CLASS-B (AVG) 3m HORN 9120D-HF VERTICAL Detector : Peak</p> |

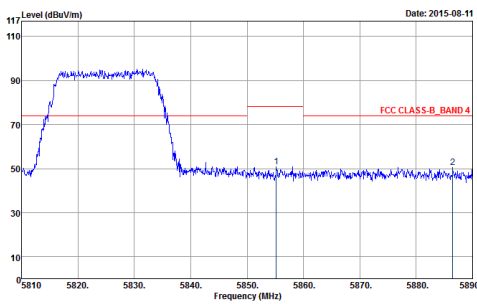
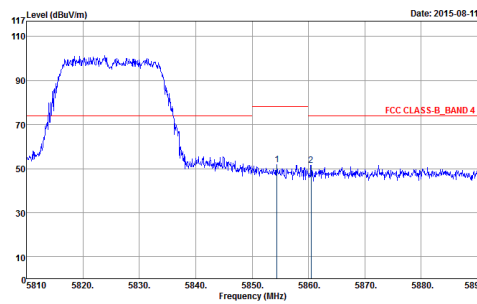
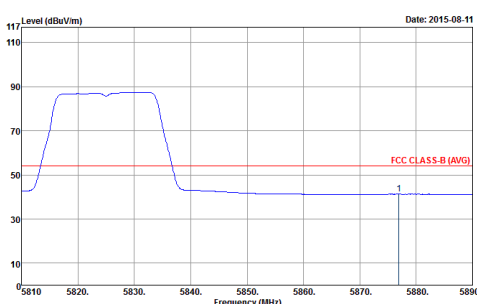
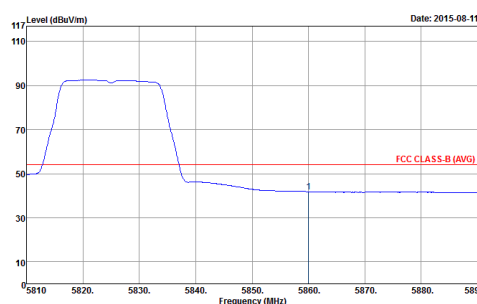


| WIFI | Band 4 5725~5850MHz Band Edge @ 3m | |
|--------------------|--|---|
| ANT | 802.11n HT20 CH157 5785MHz - Low channel location | |
| 1+2 | Horizontal | Vertical |
| <p>Peak</p> |  <p>Site : 03CH10-HY Condition : FCC CLASS-B_BAND 4 3m HORN 9120D-HF HORIZONTAL : RBW:1000.000KHz VBW:3000.000KHz SWT:Auto Detector : Peak</p> |  <p>Site : 03CH10-HY Condition : FCC CLASS-B_BAND 4 3m HORN 9120D-HF VERTICAL : RBW:1000.000KHz VBW:3000.000KHz SWT:Auto Detector : Peak</p> |
| <p>Avg.</p> |  <p>Site : 03CH10-HY Condition : FCC CLASS-B (AVG) 3m HORN 9120D-HF HORIZONTAL : RBW:1000.000KHz VBW:0.010KHz SWT:Auto Detector : Peak</p> |  <p>Site : 03CH10-HY Condition : FCC CLASS-B (AVG) 3m HORN 9120D-HF VERTICAL : RBW:1000.000KHz VBW:0.010KHz SWT:Auto Detector : Peak</p> |



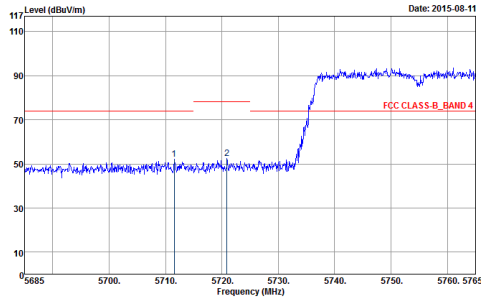
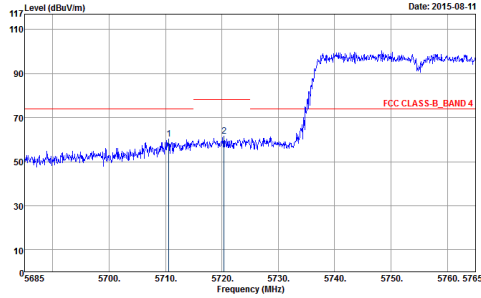
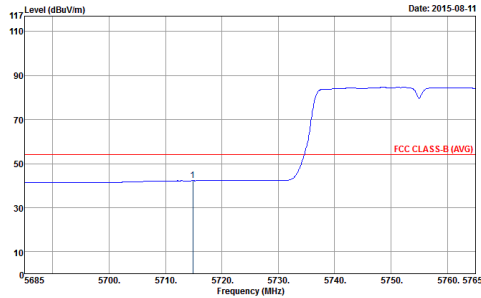
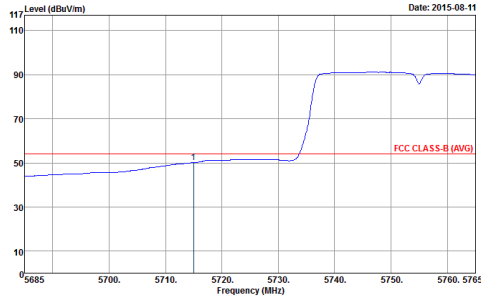
| WIFI | Band 4 5725~5850MHz Band Edge @ 3m | |
|------|---|--|
| ANT | 802.11n HT20 CH157 5785MHz - High channel location | |
| 1+2 | Horizontal | Vertical |
| Peak |  <p>Site : 03CH10-HY Condition : FCC CLASS-B_BAND 4 3m HORN 9120D-HF HORIZONTAL RBW:1000.000KHz VBW:3000.000KHz SWT:Auto Detector : Peak</p> |  <p>Site : 03CH10-HY Condition : FCC CLASS-B_BAND 4 3m HORN 9120D-HF VERTICAL RBW:1000.000KHz VBW:3000.000KHz SWT:Auto Detector : Peak</p> |
| Avg. |  <p>Site : 03CH10-HY Condition : FCC CLASS-B (AVG) 3m HORN 9120D-HF HORIZONTAL RBW:1000.000KHz VBW:0.010KHz SWT:Auto Detector : Peak</p> |  <p>Site : 03CH10-HY Condition : FCC CLASS-B (AVG) 3m HORN 9120D-HF VERTICAL RBW:1000.000KHz VBW:0.010KHz SWT:Auto Detector : Peak</p> |



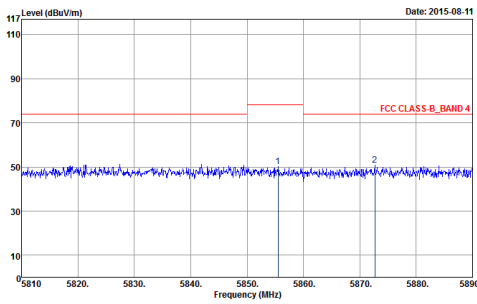
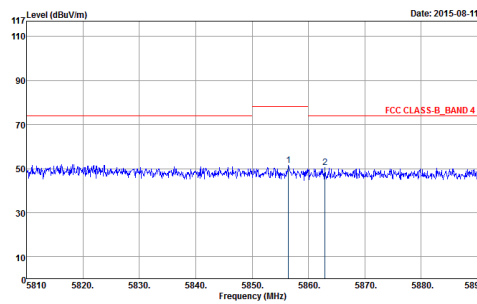
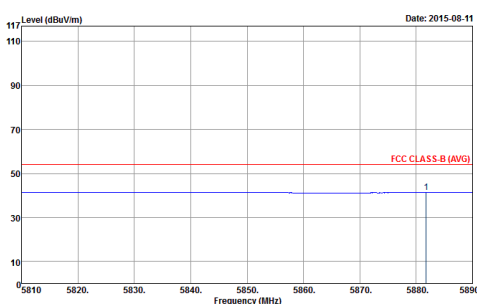
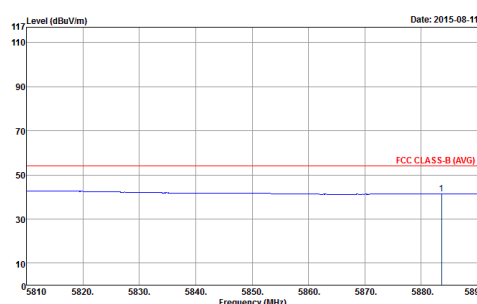
| WIFI | Band 4 5725~5850MHz Band Edge @ 3m | |
|------|---|--|
| ANT | 802.11n HT20 CH165 5825MHz | |
| 1+2 | Horizontal | Vertical |
| Peak |  <p>Site : 03CH10-HY Condition : FCC CLASS-B_BAND 4 3m HORN 9120D-HF HORIZONTAL Detector : Peak</p> |  <p>Site : 03CH10-HY Condition : FCC CLASS-B_BAND 4 3m HORN 9120D-HF VERTICAL Detector : Peak</p> |
| Avg. |  <p>Site : 03CH10-HY Condition : FCC CLASS-B (AVG) 3m HORN 9120D-HF HORIZONTAL Detector : Peak</p> |  <p>Site : 03CH10-HY Condition : FCC CLASS-B (AVG) 3m HORN 9120D-HF VERTICAL Detector : Peak</p> |



Band 4 5725~5850MHz
WIFI 802.11n HT40 (Band Edge @ 3m)

| WIFI | Band 4 5725~5850MHz Band Edge @ 3m | |
|-------------|---|--|
| ANT | 802.11n HT40 CH151 5755MHz - Low channel location | |
| 1+2 | Horizontal | Vertical |
| Peak |  <p>Site : 03CH10-HY Condition : FCC CLASS-B_BAND 4 3m HORN 9120D-HF HORIZONTAL Detector : Peak</p> |  <p>Site : 03CH10-HY Condition : FCC CLASS-B_BAND 4 3m HORN 9120D-HF VERTICAL Detector : Peak</p> |
| Avg. |  <p>Site : 03CH10-HY Condition : FCC CLASS-B (AVG) 3m HORN 9120D-HF HORIZONTAL Detector : Peak</p> |  <p>Site : 03CH10-HY Condition : FCC CLASS-B (AVG) 3m HORN 9120D-HF VERTICAL Detector : Peak</p> |

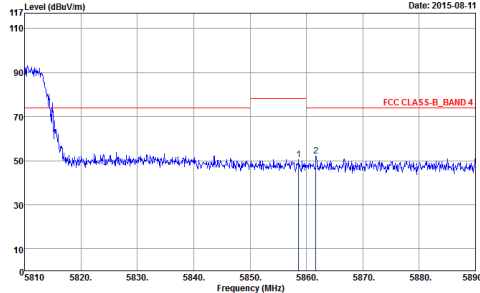
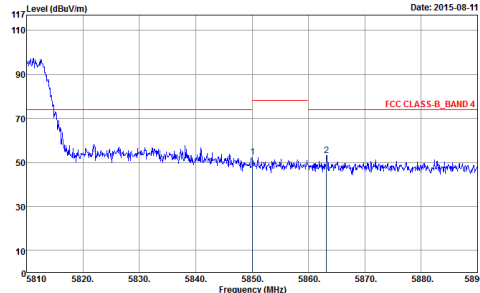
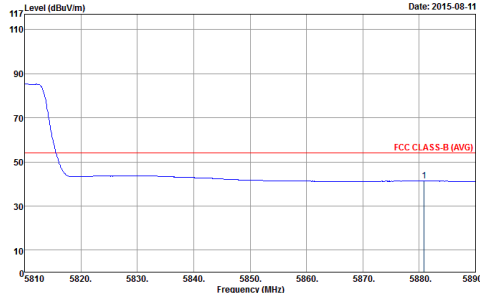
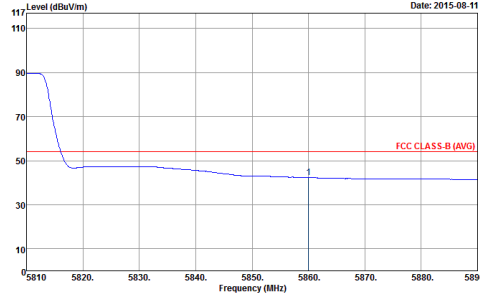


| WIFI | Band 4 5725~5850MHz Band Edge @ 3m | |
|------|---|--|
| ANT | 802.11n HT40 CH151 5755MHz - High channel location | |
| 1+2 | Horizontal | Vertical |
| Peak |  <p>Site : 03CH10-HY Condition : FCC CLASS-B_BAND 4 3m HORN 9120D-HF HORIZONTAL Detector : Peak</p> |  <p>Site : 03CH10-HY Condition : FCC CLASS-B_BAND 4 3m HORN 9120D-HF VERTICAL Detector : Peak</p> |
| Avg. |  <p>Site : 03CH10-HY Condition : FCC CLASS-B (AVG) 3m HORN 9120D-HF HORIZONTAL Detector : Peak</p> |  <p>Site : 03CH10-HY Condition : FCC CLASS-B (AVG) 3m HORN 9120D-HF VERTICAL Detector : Peak</p> |



| WIFI | Band 4 5725~5850MHz Band Edge @ 3m | |
|------|---|---|
| ANT | 802.11n HT40 CH159 5795MHz - Low channel location | |
| 1+2 | Horizontal | Vertical |
| Peak | <p>Date: 2015-08-11</p> <p>Site : 03CH10-HY Condition : FCC CLASS-B_BAND 4 3m HORN 9120D-HF HORIZONTAL RBW:1000.000KHz VBW:3000.000KHz SWT:Auto Detector : Peak</p> | <p>Date: 2015-08-11</p> <p>Site : 03CH10-HY Condition : FCC CLASS-B_BAND 4 3m HORN 9120D-HF VERTICAL RBW:1000.000KHz VBW:3000.000KHz SWT:Auto Detector : Peak</p> |
| Avg. | <p>Date: 2015-08-11</p> <p>Site : 03CH10-HY Condition : FCC CLASS-B (AVG) 3m HORN 9120D-HF HORIZONTAL RBW:1000.000KHz VBW:2.000KHz SWT:Auto Detector : Peak</p> | <p>Date: 2015-08-11</p> <p>Site : 03CH10-HY Condition : FCC CLASS-B (AVG) 3m HORN 9120D-HF VERTICAL RBW:1000.000KHz VBW:2.000KHz SWT:Auto Detector : Peak</p> |



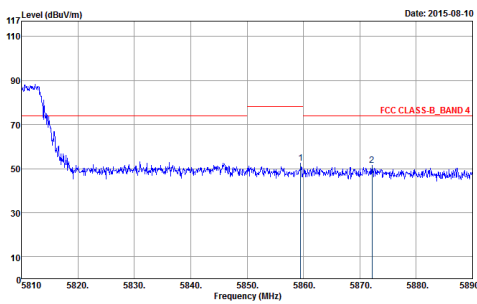
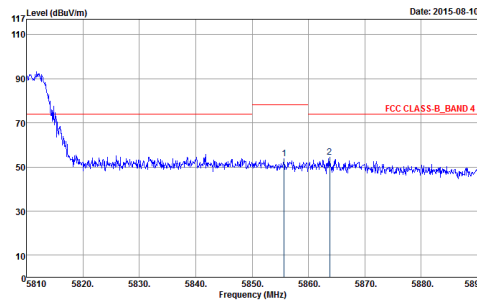
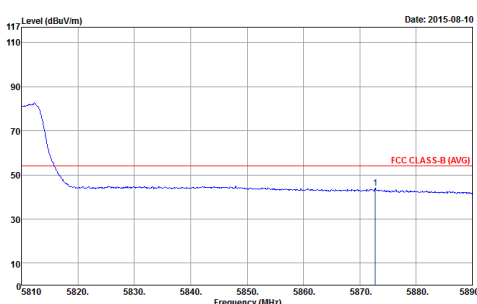
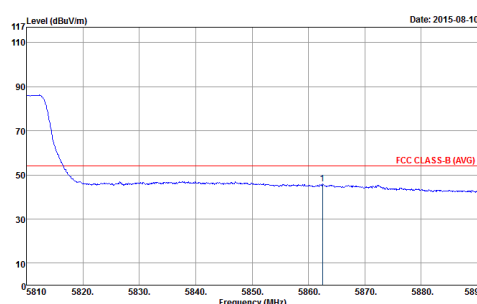
| WIFI | Band 4 5725~5850MHz Band Edge @ 3m | |
|------|---|--|
| ANT | 802.11n HT40 CH159 5795MHz - High channel location | |
| 1+2 | Horizontal | Vertical |
| Peak |  <p>Site : 03CH10-HY Condition : FCC CLASS-B_BAND 4 3m HORN 9120D-HF HORIZONTAL RBW:1000.000KHz VBW:3000.000KHz SWT:Auto Detector : Peak</p> |  <p>Site : 03CH10-HY Condition : FCC CLASS-B_BAND 4 3m HORN 9120D-HF VERTICAL RBW:1000.000KHz VBW:3000.000KHz SWT:Auto Detector : Peak</p> |
| Avg. |  <p>Site : 03CH10-HY Condition : FCC CLASS-B (AVG) 3m HORN 9120D-HF HORIZONTAL RBW:1000.000KHz VBW:2.000KHz SWT:Auto Detector : Peak</p> |  <p>Site : 03CH10-HY Condition : FCC CLASS-B (AVG) 3m HORN 9120D-HF VERTICAL RBW:1000.000KHz VBW:2.000KHz SWT:Auto Detector : Peak</p> |



Band 4 5725~5850MHz
WIFI 802.11ac VHT80 (Band Edge @ 3m)

| WIFI | Band 4 5725~5850MHz Band Edge @ 3m | |
|-------------|--|--|
| ANT | 802.11ac VHT80 CH155 5775MHz - Low channel location | |
| 1+2 | Horizontal | Vertical |
| Peak | <p>Site : 03CH10-HY Condition : FCC CLASS-B_BAND 4 3m HORN 9120D-HF HORIZONTAL Detector : Peak</p> | <p>Site : 03CH10-HY Condition : FCC CLASS-B_BAND 4 3m HORN 9120D-HF VERTICAL Detector : Peak</p> |
| Avg. | <p>Site : 03CH10-HY Condition : FCC CLASS-B (AVG) 3m HORN 9120D-HF HORIZONTAL Detector : Peak</p> | <p>Site : 03CH10-HY Condition : FCC CLASS-B (AVG) 3m HORN 9120D-HF VERTICAL Detector : Peak</p> |



| WIFI | Band 4 5725~5850MHz Band Edge @ 3m | |
|------|---|--|
| ANT | 802.11ac VHT80 CH155 5775MHz - High channel location | |
| 1+2 | Horizontal | Vertical |
| Peak |  <p>Site : 03CH10-HY Condition : FCC CLASS-B_BAND 4 3m HORN 9120D-HF HORIZONTAL Detector : Peak</p> |  <p>Site : 03CH10-HY Condition : FCC CLASS-B_BAND 4 3m HORN 9120D-HF VERTICAL Detector : Peak</p> |
| Avg. |  <p>Site : 03CH10-HY Condition : FCC CLASS-B (AVG) 3m HORN 9120D-HF HORIZONTAL Detector : Peak</p> |  <p>Site : 03CH10-HY Condition : FCC CLASS-B (AVG) 3m HORN 9120D-HF VERTICAL Detector : Peak</p> |

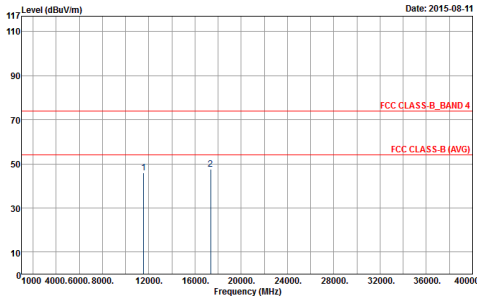
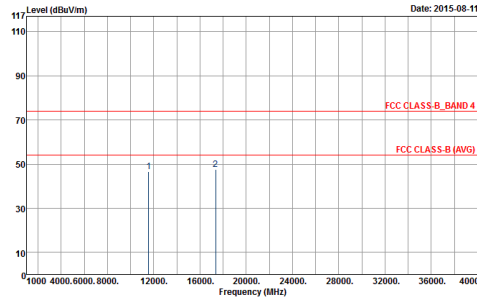


Band 4 - 5725~5850MHz

WIFI 802.11a (Harmonic @ 3m)

| WIFI | Band 4 5725~5850MHz Harmonic @ 3m | |
|--------------|---|---|
| ANT | 802.11a CH149 5745MHz | |
| 1+2 | Horizontal | Vertical |
| Peak Avg. | <p>Site : 03CH10-HY Condition : FCC CLASS-B_BAND 4 3m HORN_9170_406_0584 HORIZONTAL Detector : Peak</p> | <p>Site : 03CH10-HY Condition : FCC CLASS-B_BAND 4 3m HORN_9170_406_0584 VERTICAL Detector : Peak</p> |



| | | |
|--------------|---|--|
| WIFI | Band 4 5725-5850MHz Harmonic @ 3m | |
| ANT | 802.11a CH157 5785MHz | |
| 1+2 | Horizontal | Vertical |
| Peak Avg. |  <p>Site : 03CH10-HY Condition : FCC CLASS-B_BAND 4 3m HORN_9170_406_0584 HORIZONTAL Detector : Peak</p> |  <p>Site : 03CH10-HY Condition : FCC CLASS-B_BAND 4 3m HORN_9170_406_0584 VERTICAL Detector : Peak</p> |



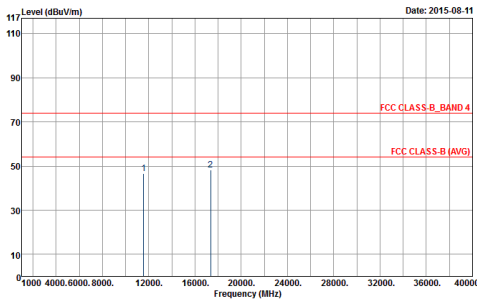
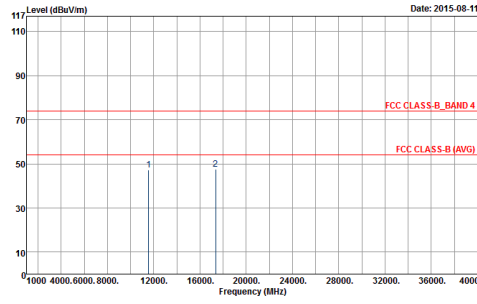
| | | |
|--------------|---|---|
| WIFI | Band 4 5725-5850MHz Harmonic @ 3m | |
| ANT | 802.11a CH165 5825MHz | |
| 1+2 | Horizontal | Vertical |
| Peak Avg. | <p>Site : 03CH10-HY Condition : FCC CLASS-B_BAND 4 3m HORN_9170_406_0584 HORIZONTAL Detector : Peak</p> | <p>Site : 03CH10-HY Condition : FCC CLASS-B_BAND 4 3m HORN_9170_406_0584 VERTICAL Detector : Peak</p> |



Band 4 5725~5850MHz
WIFI 802.11n HT20 (Harmonic @ 3m)

Table with 3 columns: WIFI, ANT, 1+2. It contains two graphs showing Level (dBuV/m) vs Frequency (MHz) for Horizontal and Vertical orientations. The graphs include FCC CLASS-B_BAND 4 and FCC CLASS-B (AVG) limits. Site: 03CH10-HY, Condition: FCC CLASS-B_BAND 4 3m HORN_9170_406_0584 HORIZONTAL/VERTICAL, Detector: Peak.



| | | |
|---------------------------------------|---|--|
| WIFI | Band 4 5725-5850MHz Harmonic @ 3m | |
| ANT | 802.11n HT20 CH157 5785MHz | |
| 1+2 | Horizontal | Vertical |
| <p>Peak</p> <p>Avg.</p> |  <p>Site : 03CH10-HY Condition : FCC CLASS-B_BAND 4 3m HORN_9170_406_0584 HORIZONTAL Detector : Peak</p> |  <p>Site : 03CH10-HY Condition : FCC CLASS-B_BAND 4 3m HORN_9170_406_0584 VERTICAL Detector : Peak</p> |



| | | |
|--------------|---|---|
| WIFI | Band 4 5725-5850MHz Harmonic @ 3m | |
| ANT | 802.11n HT20 CH165 5825MHz | |
| 1+2 | Horizontal | Vertical |
| Peak Avg. | <p>Site : 03CH10-HY Condition : FCC CLASS-B_BAND 4 3m HORN_9170_406_0584 HORIZONTAL Detector : Peak</p> | <p>Site : 03CH10-HY Condition : FCC CLASS-B_BAND 4 3m HORN_9170_406_0584 VERTICAL Detector : Peak</p> |



Band 4 5725~5850MHz
WIFI 802.11n HT40 (Harmonic @ 3m)

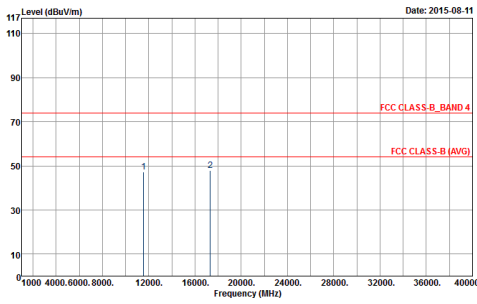
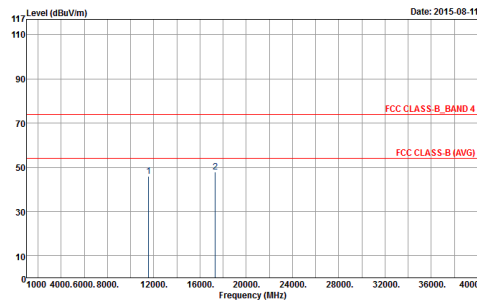
| WIFI | Band 4 5725~5850MHz Harmonic @ 3m | |
|--------------|---|---|
| ANT | 802.11n HT40 CH151 5755MHz | |
| 1+2 | Horizontal | Vertical |
| Peak Avg. | <p>Site : 03CH10-HY Condition : FCC CLASS-B_BAND 4 3m HORN_9170_406_0584 HORIZONTAL Detector : Peak</p> | <p>Site : 03CH10-HY Condition : FCC CLASS-B_BAND 4 3m HORN_9170_406_0584 VERTICAL Detector : Peak</p> |



| | | |
|--------------|---|---|
| WIFI | Band 4 5725-5850MHz Harmonic @ 3m | |
| ANT | 802.11n HT40 CH159 5795MHz | |
| 1+2 | Horizontal | Vertical |
| Peak Avg. | <p>Site : 03CH10-HY Condition : FCC CLASS-B_BAND 4 3m HORN_9170_406_0584 HORIZONTAL Detector : Peak</p> | <p>Site : 03CH10-HY Condition : FCC CLASS-B_BAND 4 3m HORN_9170_406_0584 VERTICAL Detector : Peak</p> |



Band 4 5725~5850MHz
WIFI 802.11ac VHT80 (Harmonic @ 3m)

| WIFI | Band 4 5725~5850MHz Harmonic @ 3m | |
|---------------------------------------|--|---|
| ANT | 802.11ac VHT80 CH155 5775MHz | |
| 1+2 | Horizontal | Vertical |
| <p>Peak</p> <p>Avg.</p> |  <p>Site : 03CH10-HY Condition : FCC CLASS-B_BAND 4 3m HORN_9170_406_0584 HORIZONTAL Detector : Peak</p> |  <p>Site : 03CH10-HY Condition : FCC CLASS-B_BAND 4 3m HORN_9170_406_0584 VERTICAL Detector : Peak</p> |



Emission below 1GHz

5GHz WIFI 802.11a (LF)

| | | |
|--------------|---|---|
| WIFI | 5GHz 5725~5850MHz | |
| ANT | 802.11a LF | |
| 1+2 | Horizontal | Vertical |
| QP / Peak | <p>Site : 03CH10-HY Condition : FCC CLASS-B 3m BI-LOG 6111D-LF HORIZONTAL Detector : Peak</p> | <p>Site : 03CH10-HY Condition : FCC CLASS-B 3m BI-LOG 6111D-LF VERTICAL Detector : Peak</p> |



Emission below 1GHz
5GHz WIFI 802.11n HT20 (LF)

| WIFI | 5GHz 5725~5850MHz | |
|--------------|---|---|
| ANT | 802.11n HT20 LF | |
| 1+2 | Horizontal | Vertical |
| QP / Peak | <p>Site : 03CH10-HY Condition : FCC CLASS-B 3m BI-LO6 6111D-LF HORIZONTAL Detector : Peak</p> | <p>Site : 03CH10-HY Condition : FCC CLASS-B 3m BI-LO6 6111D-LF VERTICAL Detector : Peak</p> |



Emission below 1GHz
5GHz WIFI 802.11n HT40 (LF)

| WIFI | 5GHz 5725~5850MHz | |
|--------------|---|---|
| ANT | 802.11n HT40 LF | |
| 1+2 | Horizontal | Vertical |
| QP / Peak | <p>Site : 03CH10-HY Condition : FCC CLASS-B 3m BI-LOG 6111D-LF HORIZONTAL Detector : Peak</p> | <p>Site : 03CH10-HY Condition : FCC CLASS-B 3m BI-LOG 6111D-LF VERTICAL Detector : Peak</p> |



Emission below 1GHz
5GHz WIFI 802.11ac VHT80 (LF)

| WIFI | 5GHz 5725~5850MHz | |
|--------------|---|---|
| ANT | 802.11ac VHT80 LF | |
| 1+2 | Horizontal | Vertical |
| QP / Peak | <p>Site : 03CH10-HY Condition : FCC CLASS-B 3m BI-LO6 6111D-LF HORIZONTAL Detector : Peak</p> | <p>Site : 03CH10-HY Condition : FCC CLASS-B 3m BI-LO6 6111D-LF VERTICAL Detector : Peak</p> |