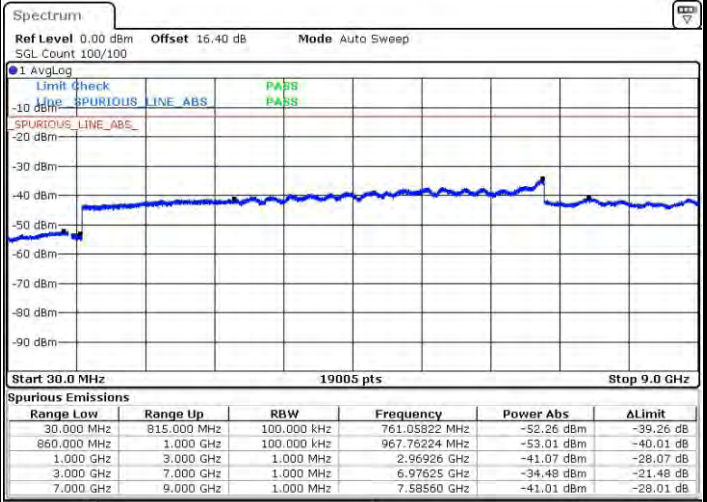
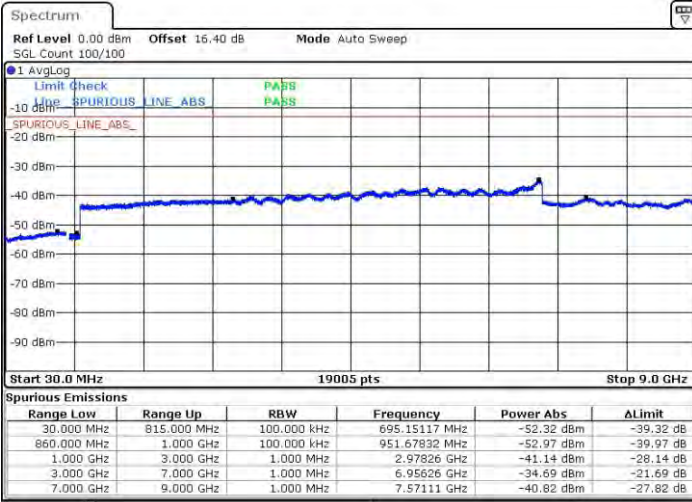




LTE Band 5 / 1.4MHz

Lowest Channel / QPSK

Lowest Channel / 16QAM

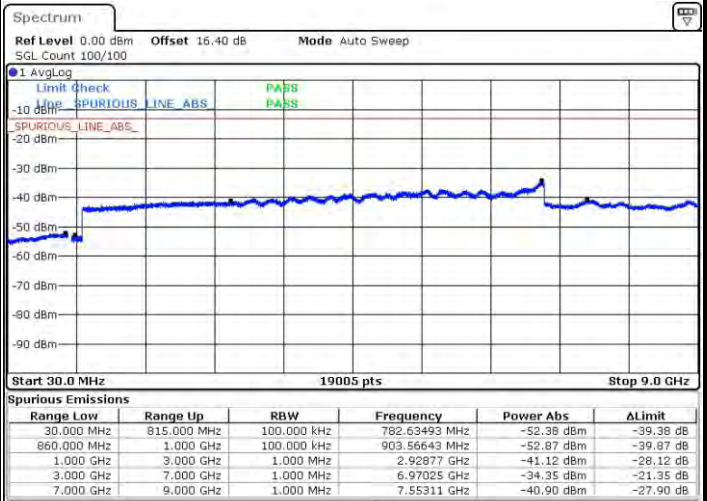
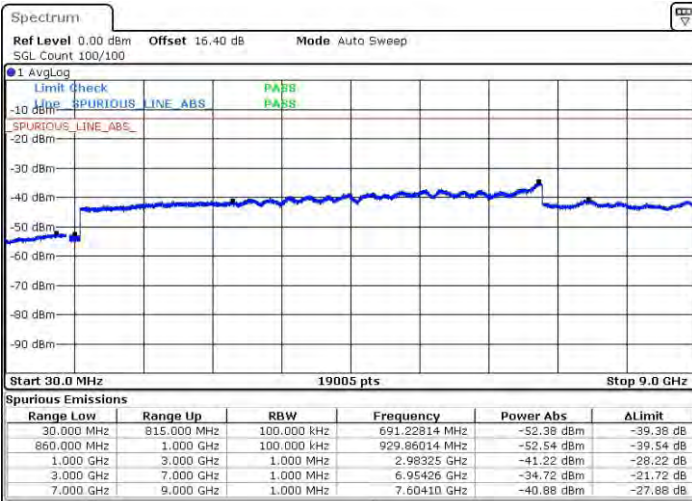


Date: 3.MAY.2015 09:43:28

Date: 3.MAY.2015 09:44:51

Middle Channel / QPSK

Middle Channel / 16QAM



Date: 3.MAY.2015 09:46:56

Date: 3.MAY.2015 09:48:09



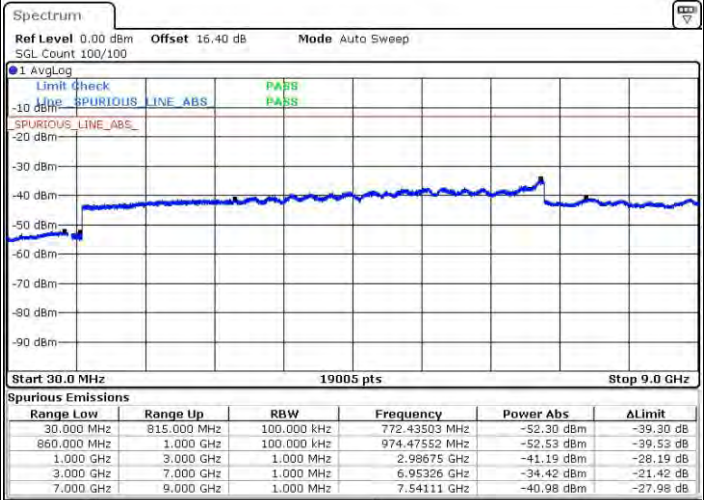
LTE Band 5 / 1.4MHz

Highest Channel / QPSK



Date: 3.MAY.2015 09:56:28

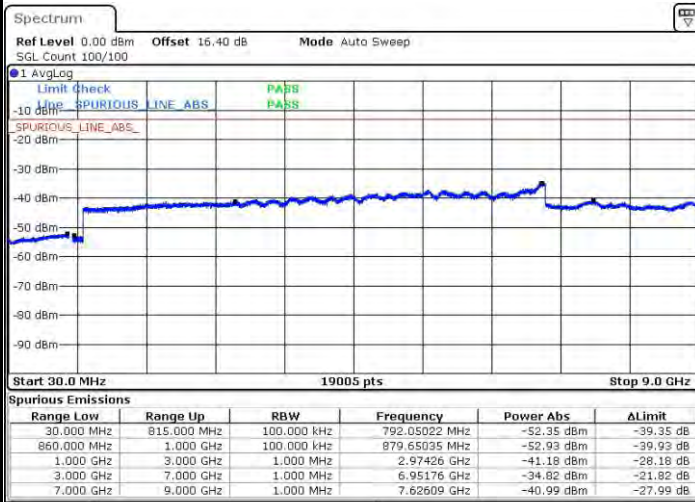
Highest Channel / 16QAM



Date: 3.MAY.2015 09:57:41

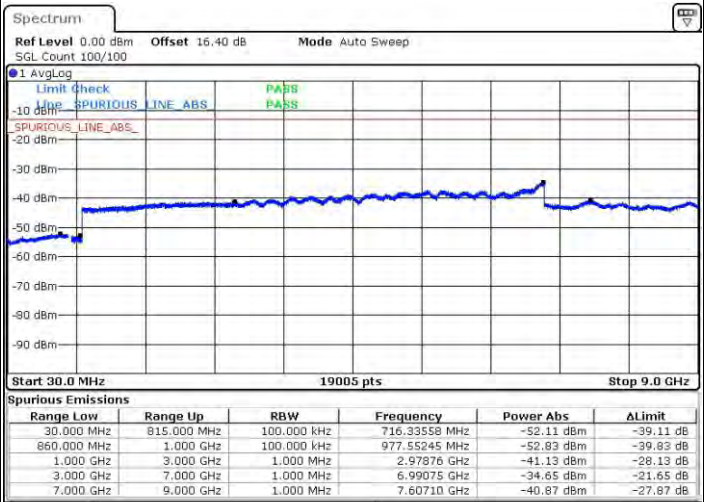
LTE Band 5 / 3MHz

Lowest Channel / QPSK



Date: 3.MAY.2015 10:04:26

Lowest Channel / 16QAM



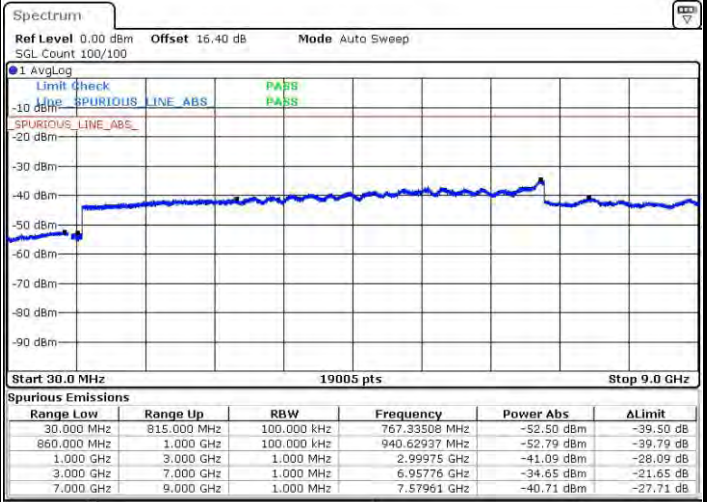
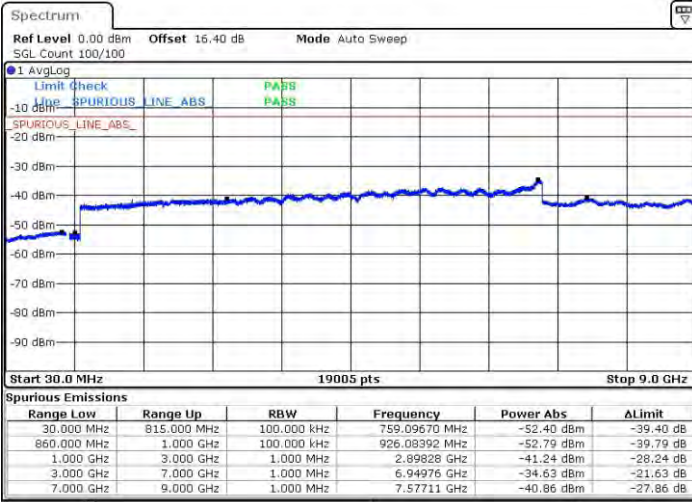
Date: 3.MAY.2015 10:05:29



LTE Band 5 / 3MHz

Middle Channel / QPSK

Middle Channel / 16QAM

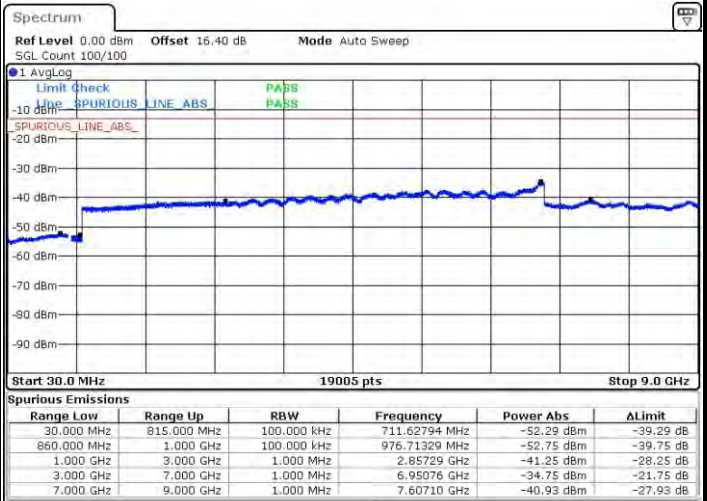
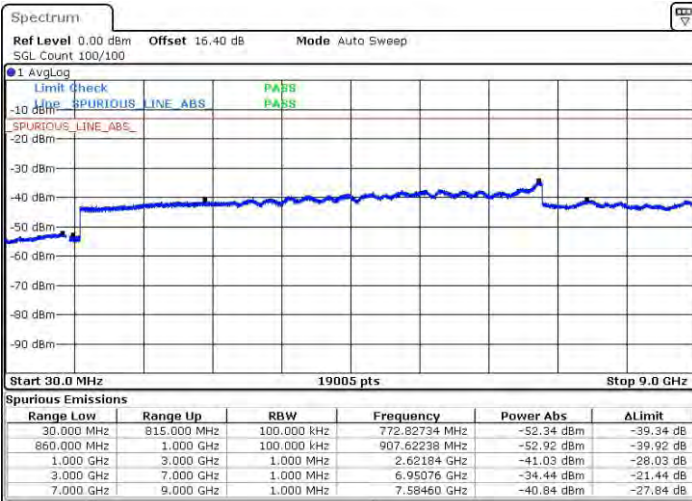


Date: 3.MAY.2015 10:07:44

Date: 3.MAY.2015 10:08:57

Highest Channel / QPSK

Highest Channel / 16QAM



Date: 3.MAY.2015 10:15:42

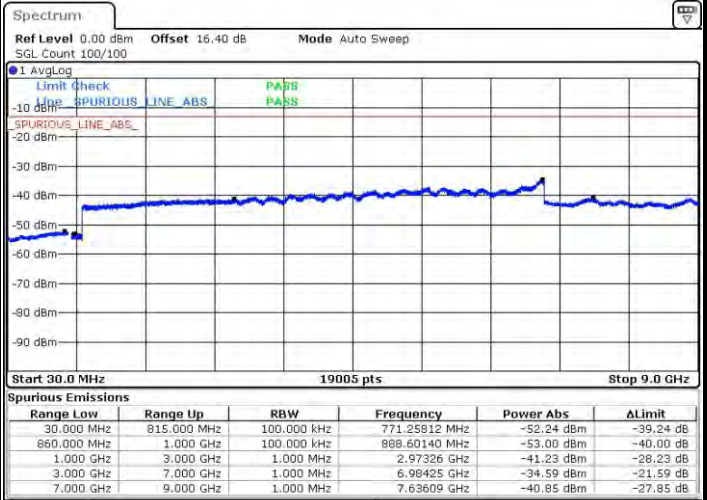
Date: 3.MAY.2015 10:16:59



LTE Band 5 / 5MHz

Lowest Channel / QPSK

Lowest Channel / 16QAM

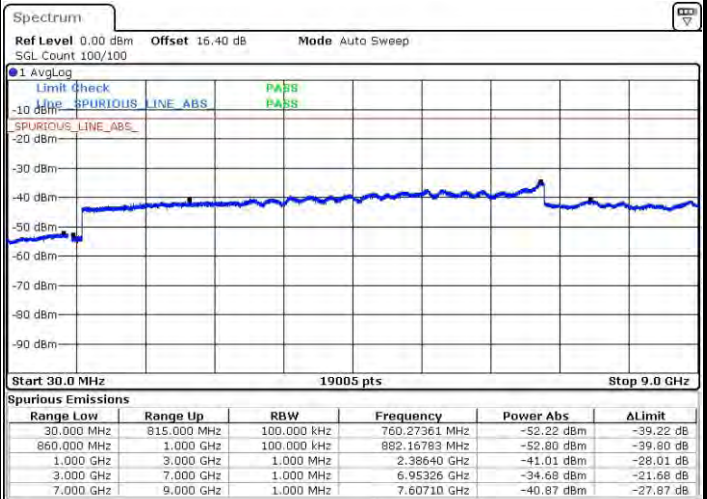


Date: 3.MAY.2015 10:23:40

Date: 3.MAY.2015 10:24:53

Middle Channel / QPSK

Middle Channel / 16QAM



Date: 3.MAY.2015 10:26:58

Date: 3.MAY.2015 10:28:11



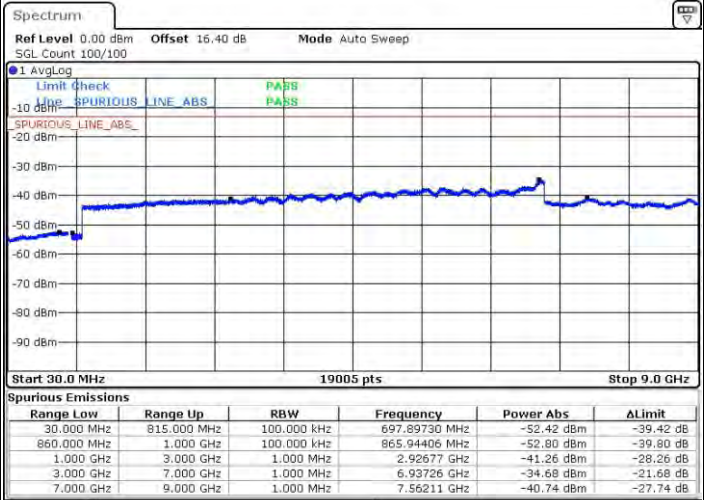
LTE Band 5 / 5MHz

Highest Channel / QPSK



Date: 3.MAY.2015 10:14:56

Highest Channel / 16QAM



Date: 3.MAY.2015 10:16:09

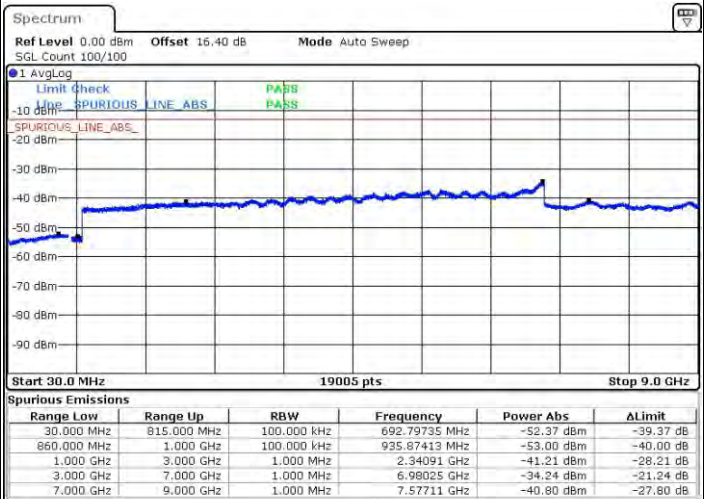
LTE Band 5 / 10MHz

Lowest Channel / QPSK



Date: 3.MAY.2015 10:14:53

Lowest Channel / 16QAM



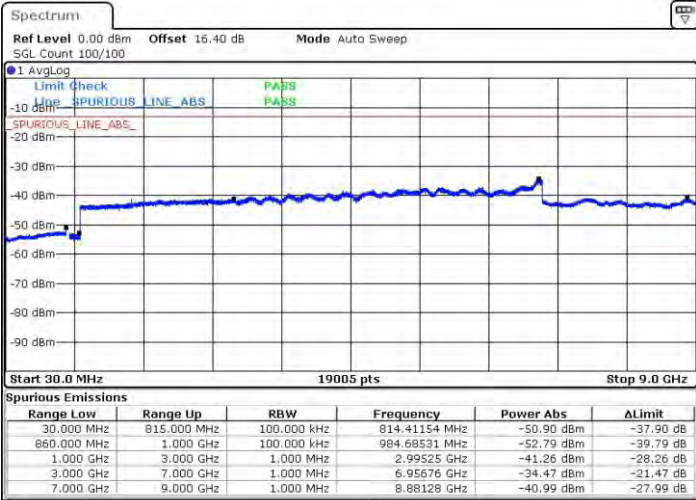
Date: 3.MAY.2015 10:14:06



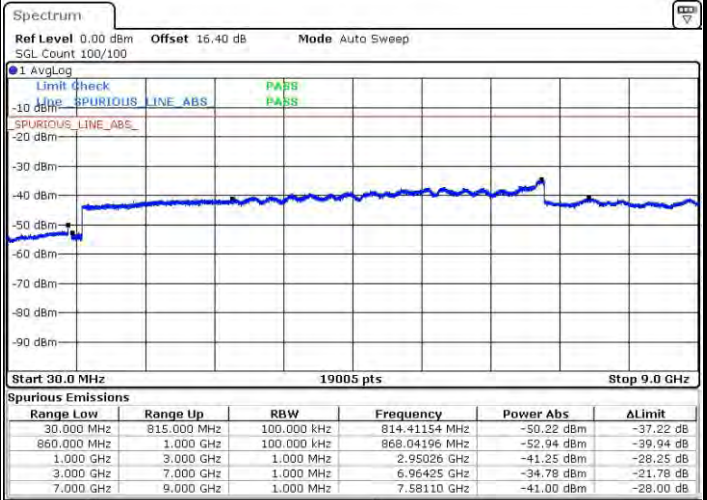
LTE Band 5 / 10MHz

Middle Channel / QPSK

Middle Channel / 16QAM



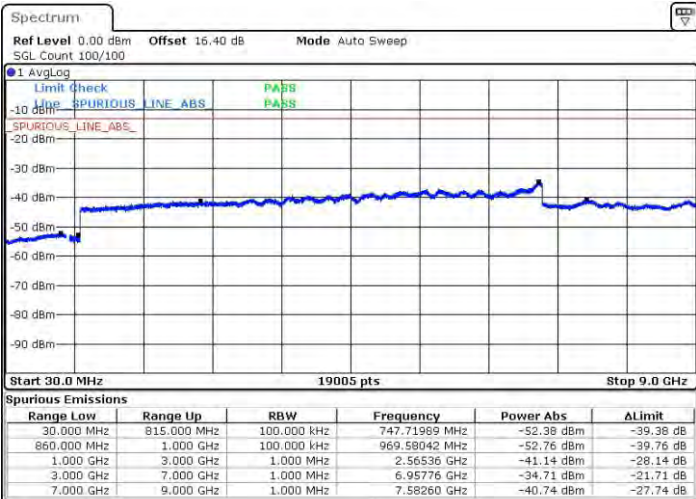
Date: 3.MAY.2015 10:46:11



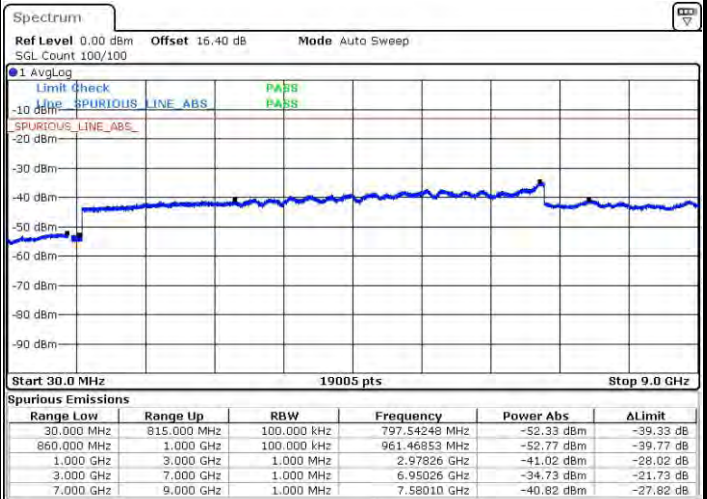
Date: 3.MAY.2015 10:47:24

Highest Channel / QPSK

Highest Channel / 16QAM



Date: 3.MAY.2015 10:54:38



Date: 3.MAY.2015 10:55:52



Frequency Stability

Test Conditions		LTE Band 5 (QPSK) / Middle Channel	Limit
Temperature (°C)	Voltage (Volt)	BW 10MHz	2.5ppm
		Deviation (ppm)	Result
50	Normal Voltage	0.0098	PASS
40	Normal Voltage	0.0074	
30	Normal Voltage	0.0087	
20(Ref.)	Normal Voltage	0.0000	
10	Normal Voltage	0.0116	
0	Normal Voltage	0.0134	
-10	Normal Voltage	0.0096	
-20	Normal Voltage	0.0020	
-30	Normal Voltage	0.0091	
20	Maximum Voltage	0.0068	
20	Normal Voltage	0.0000	
20	Battery End Point	0.0084	

Note:

1. Normal Voltage = 3.7V. ; Battery End Point (BEP) = 3.5 V. ; Maximum Voltage =4.1V
2. Note: The frequency fundamental emissions stay within the authorized frequency block based on the frequency deviation measured is small.



LTE Band 7

Peak-to-Average Ratio

Mode	LTE Band 7 / 20MHz				
Mod.	QPSK		16QAM		Limit: 13dB
RB Size	1RB	Full RB	1RB	Full RB	Result
Lowest CH	3.8	5.36	4.93	6.32	PASS
Middle CH	4.72	5.36	5.3	6.12	
Highest CH	4.23	5.16	5.39	6.2	



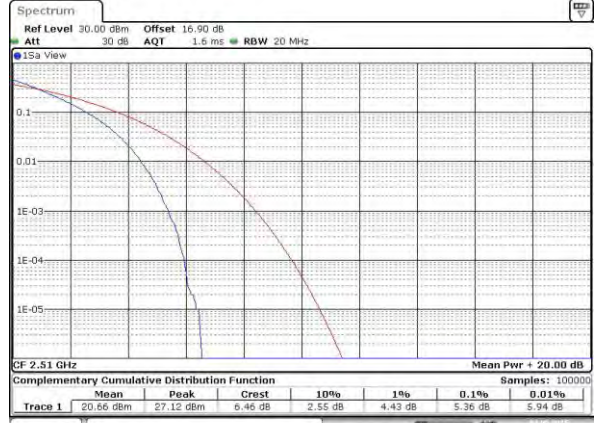
LTE Band 7 / 20MHz / QPSK

Lowest Channel / 1RB



Date: 3,MAY,2015 13:05:41

Lowest Channel / Full RB



Date: 3,MAY,2015 13:04:53

Middle Channel / 1RB



Date: 3,MAY,2015 13:03:56

Middle Channel / Full RB



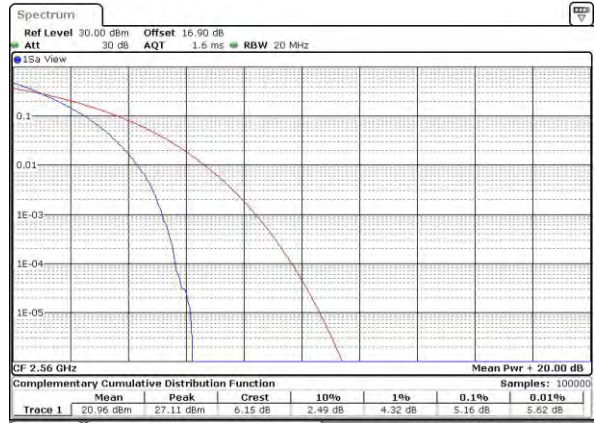
Date: 3,MAY,2015 13:04:17

Highest Channel / 1RB



Date: 3,MAY,2015 13:02:47

Highest Channel / Full RB

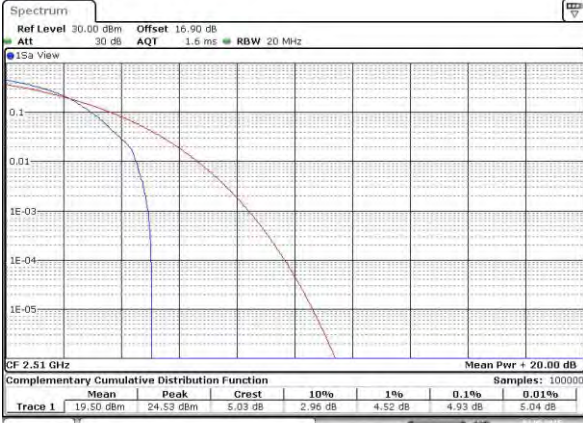


Date: 3,MAY,2015 13:01:59



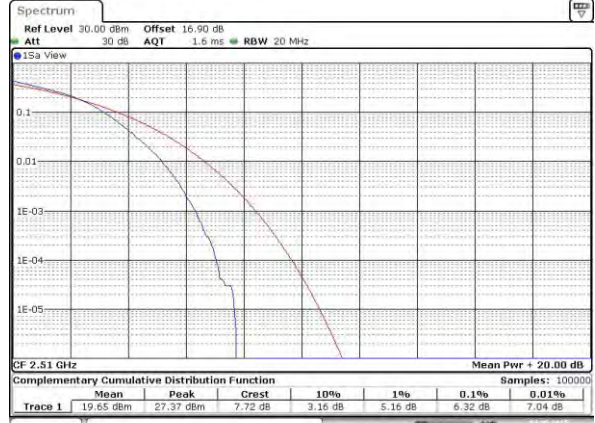
LTE Band 7 / 20MHz / 16QAM

Lowest Channel / 1RB



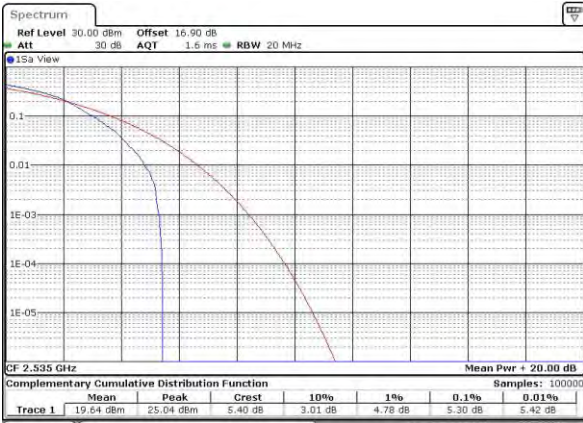
Date: 3,MAY,2015 13:00:08

Lowest Channel / Full RB



Date: 3,MAY,2015 13:00:21

Middle Channel / 1RB



Date: 3,MAY,2015 13:00:34

Middle Channel / Full RB



Date: 3,MAY,2015 13:00:47

Highest Channel / 1RB



Date: 3,MAY,2015 13:01:01

Highest Channel / Full RB



Date: 3,MAY,2015 13:01:14



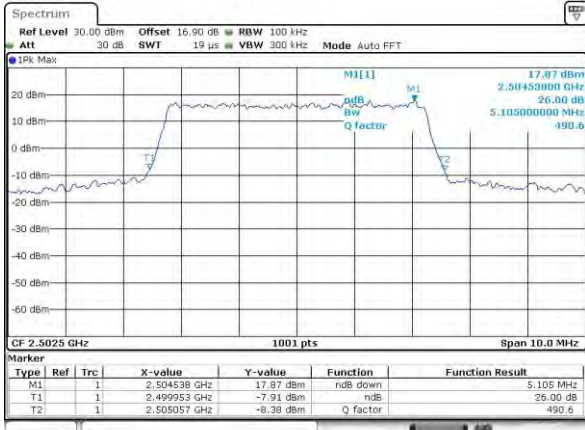
26dB Bandwidth

Mode	LTE Band 7 : 26dB BW(MHz)											
	1.4MHz		3MHz		5MHz		10MHz		15MHz		20MHz	
BW	QPSK	16QAM	QPSK	16QAM	QPSK	16QAM	QPSK	16QAM	QPSK	16QAM	QPSK	16QAM
Mod.	QPSK	16QAM	QPSK	16QAM	QPSK	16QAM	QPSK	16QAM	QPSK	16QAM	QPSK	16QAM
Lowest CH	-	-	-	-	5.11	5.06	10.09	10.01	14.81	14.96	20.46	20.46
Middle CH	-	-	-	-	5.09	5.09	9.97	10.01	14.87	14.96	20.46	20.34
Highest CH	-	-	-	-	5.09	5.10	10.11	10.01	14.66	14.75	20.38	20.62



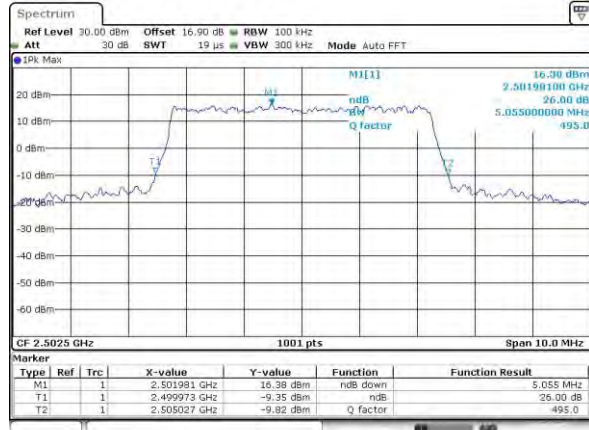
LTE Band 7

Lowest Channel / 5MHz / QPSK



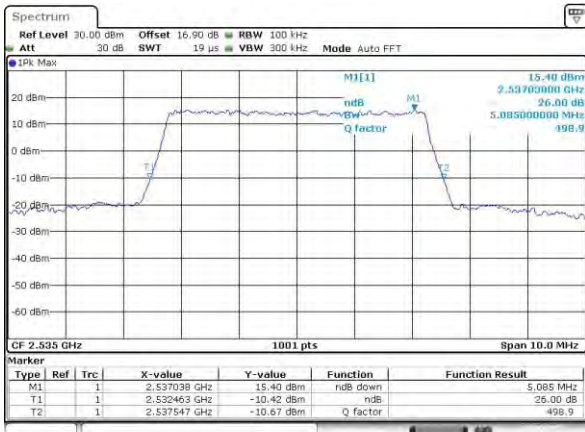
Date: 31MAY,2015 11:28:23

Lowest Channel / 5MHz / 16QAM



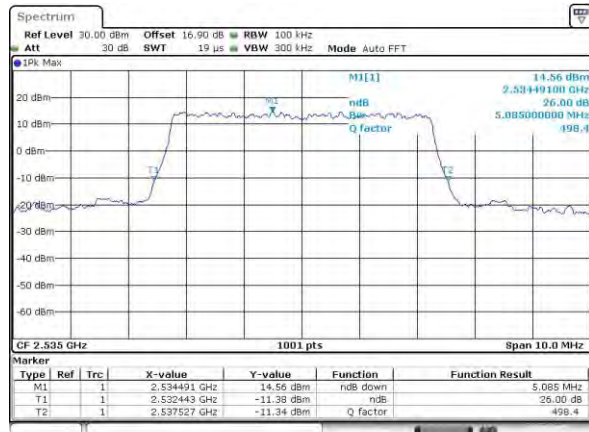
Date: 31MAY,2015 11:28:37

Middle Channel / 5MHz / QPSK



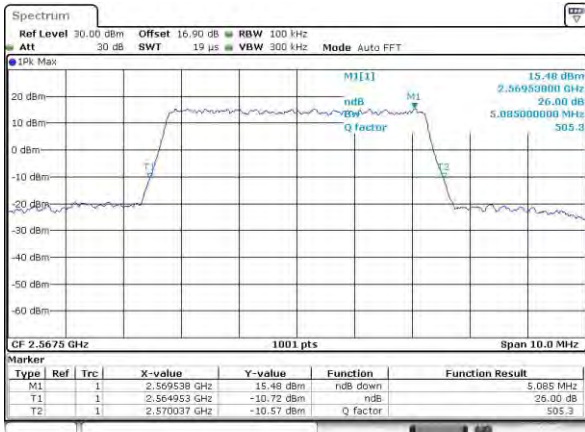
Date: 31MAY,2015 11:36:17

Middle Channel / 5MHz / 16QAM



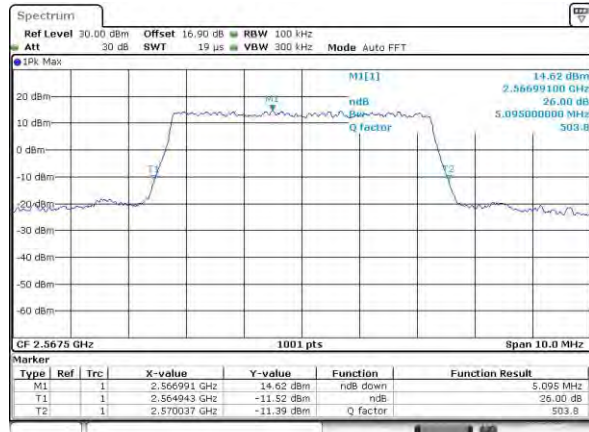
Date: 31MAY,2015 11:36:30

Highest Channel / 5MHz / QPSK



Date: 31MAY,2015 11:39:30

Highest Channel / 5MHz / 16QAM

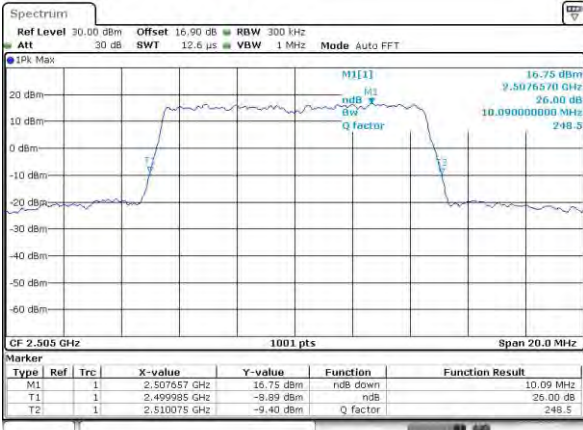


Date: 31MAY,2015 11:39:44



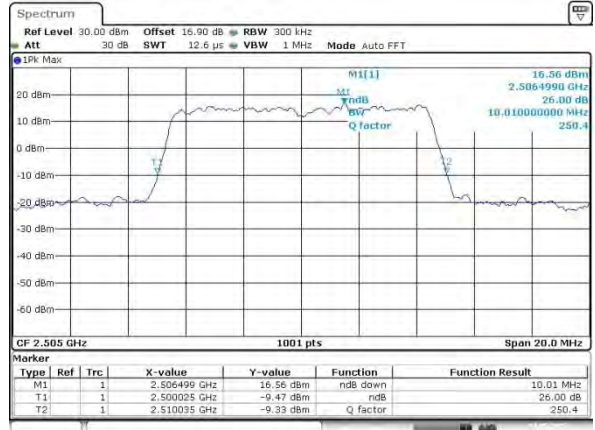
LTE Band 7

Lowest Channel / 10MHz / QPSK



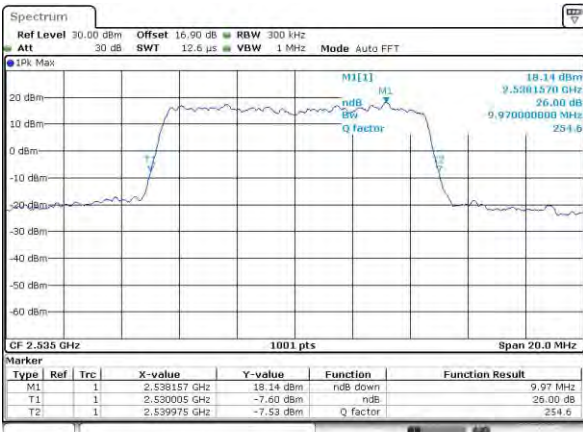
Date: 3.MAY.2015 11:47:23

Lowest Channel / 10MHz / 16QAM



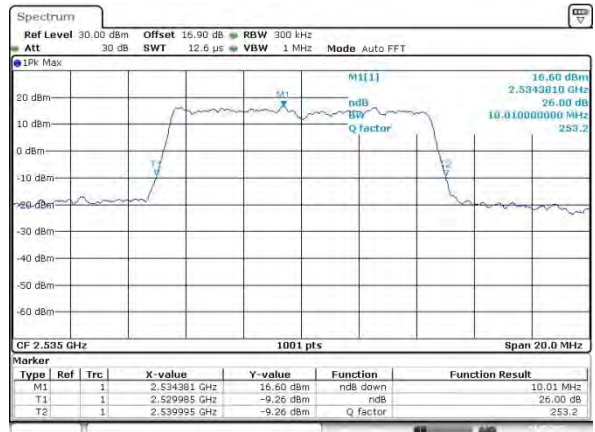
Date: 3.MAY.2015 11:47:37

Middle Channel / 10MHz / QPSK



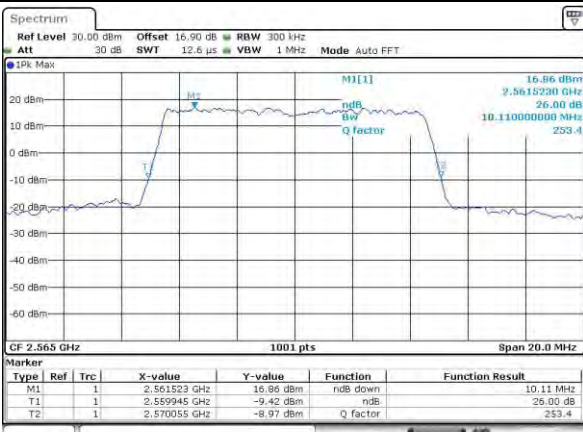
Date: 3.MAY.2015 11:53:16

Middle Channel / 10MHz / 16QAM



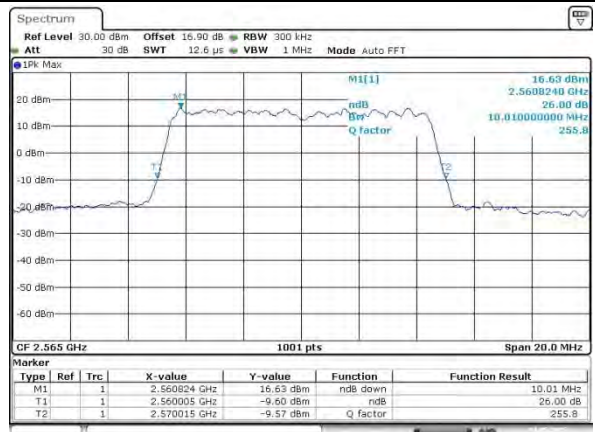
Date: 3.MAY.2015 11:53:30

Highest Channel / 10MHz / QPSK



Date: 3.MAY.2015 11:58:29

Highest Channel / 10MHz / 16QAM

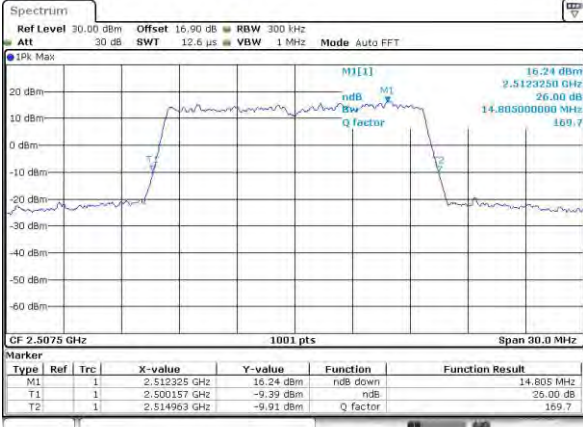


Date: 3.MAY.2015 11:58:43



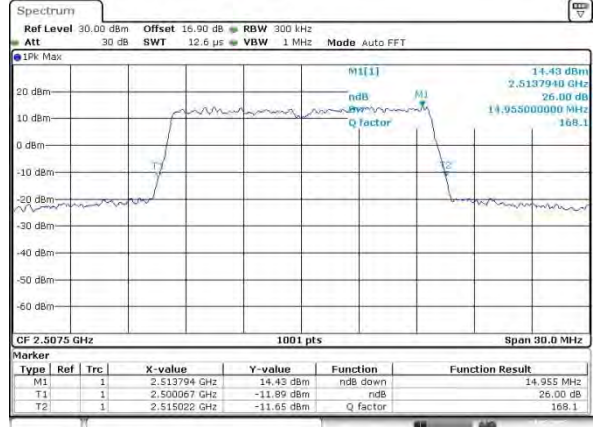
LTE Band 7

Lowest Channel / 15MHz / QPSK



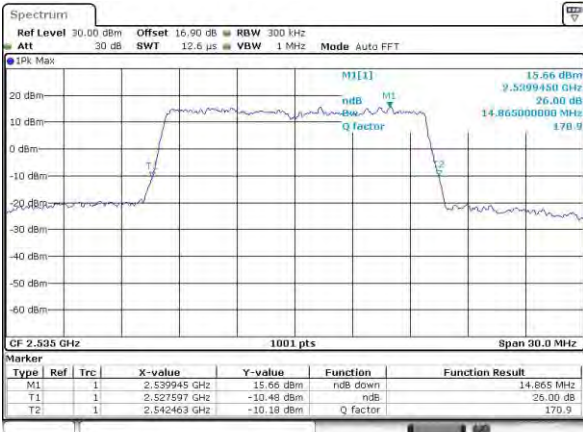
Date: 31.MAY.2015 12:10:22

Lowest Channel / 15MHz / 16QAM



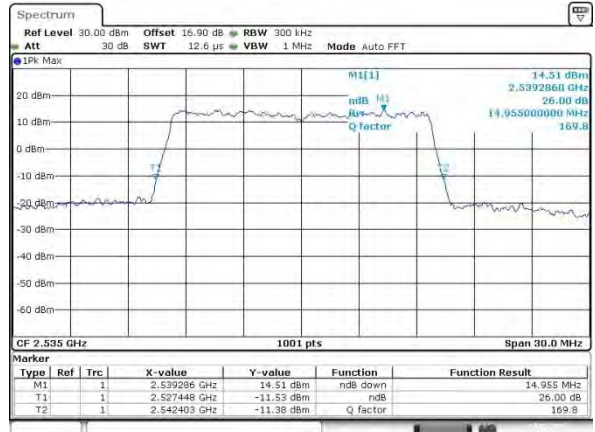
Date: 31.MAY.2015 12:06:36

Middle Channel / 15MHz / QPSK



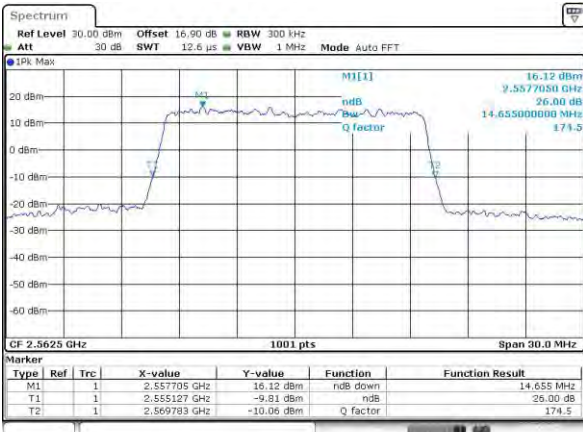
Date: 31.MAY.2015 12:11:41

Middle Channel / 15MHz / 16QAM



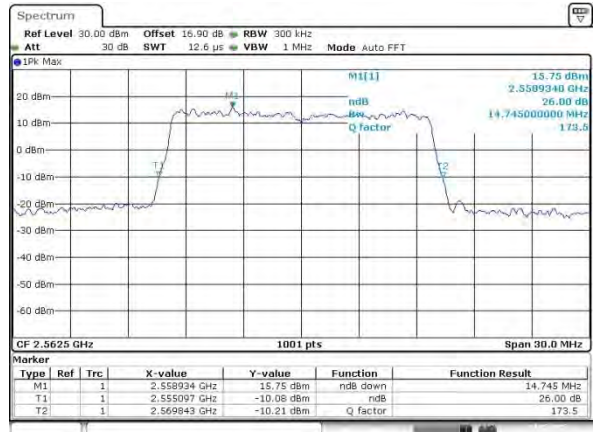
Date: 31.MAY.2015 12:11:28

Highest Channel / 15MHz / QPSK



Date: 31.MAY.2015 12:11:22

Highest Channel / 15MHz / 16QAM

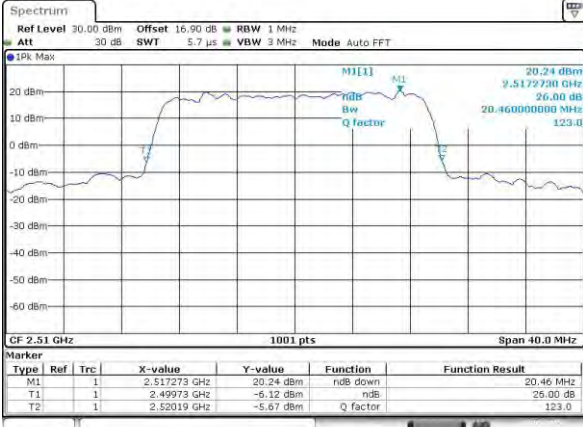


Date: 31.MAY.2015 12:11:41



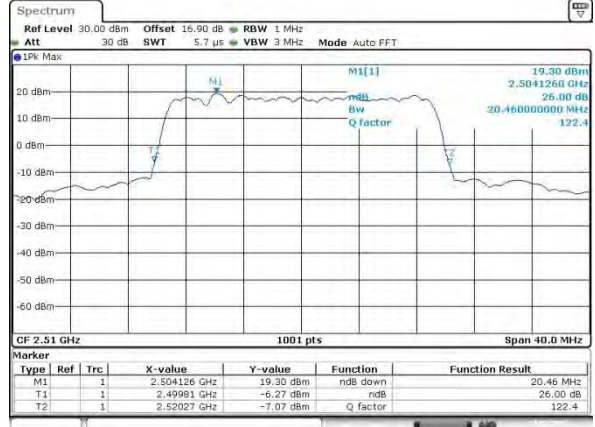
LTE Band 7

Lowest Channel / 20MHz / QPSK



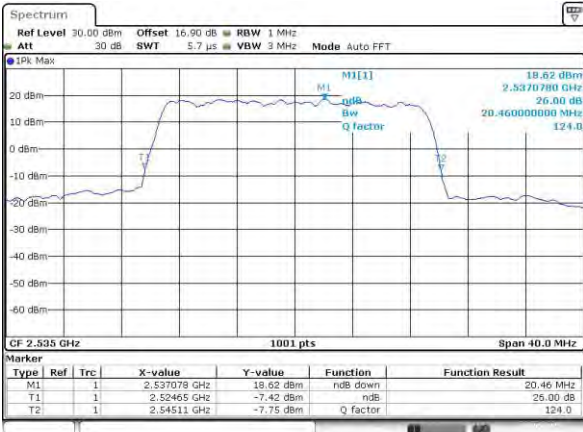
Date: 3.MAY.2015 12:30:54

Lowest Channel / 20MHz / 16QAM



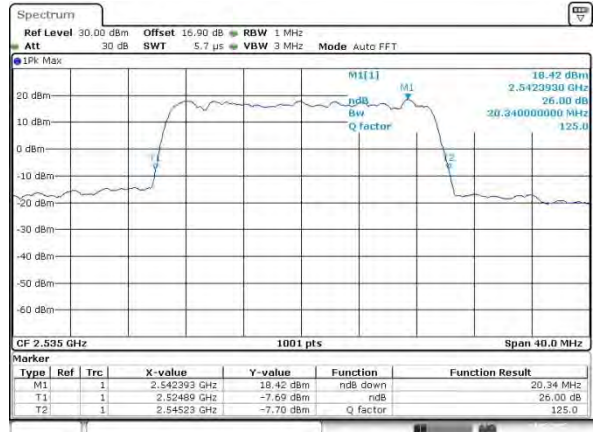
Date: 3.MAY.2015 12:31:08

Middle Channel / 20MHz / QPSK



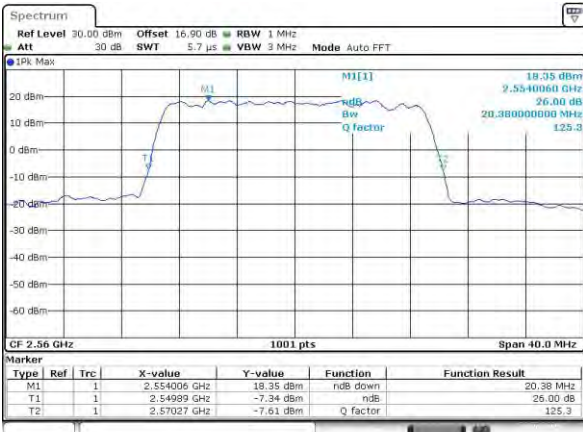
Date: 3.MAY.2015 12:38:47

Middle Channel / 20MHz / 16QAM



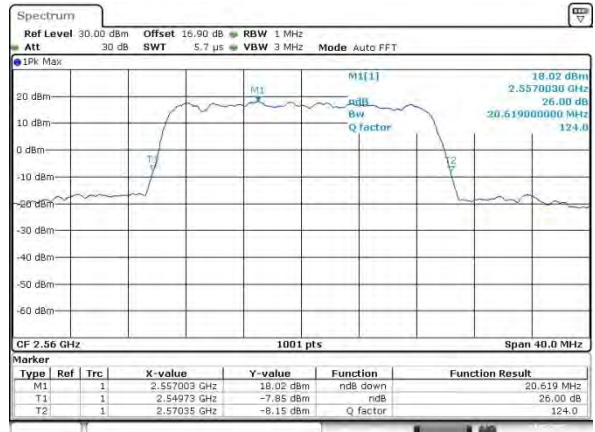
Date: 3.MAY.2015 12:38:01

Highest Channel / 20MHz / QPSK



Date: 3.MAY.2015 12:42:00

Highest Channel / 20MHz / 16QAM



Date: 3.MAY.2015 12:42:14



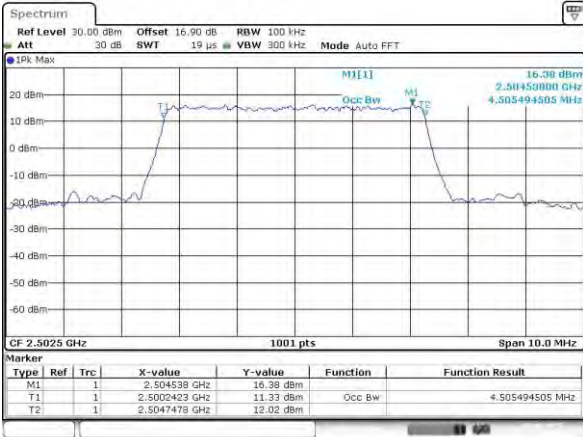
Occupied Bandwidth

Mode	LTE Band 7 : 99%OBW(MHz)											
	1.4MHz		3MHz		5MHz		10MHz		15MHz		20MHz	
BW	QPSK	16QAM	QPSK	16QAM	QPSK	16QAM	QPSK	16QAM	QPSK	16QAM	QPSK	16QAM
Lowest CH	-	-	-	-	4.51	4.51	9.03	9.01	13.46	13.49	18.42	18.58
Middle CH	-	-	-	-	4.51	4.51	9.09	9.01	13.52	13.49	18.5	18.34
Highest CH	-	-	-	-	4.51	4.51	9.05	9.05	13.52	13.46	18.38	18.3



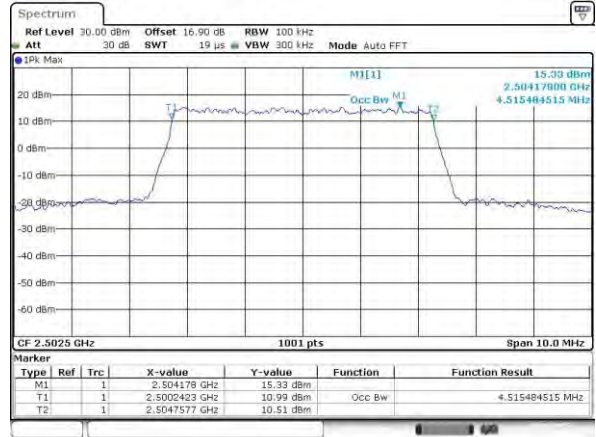
LTE Band 7

Lowest Channel / 5MHz / QPSK



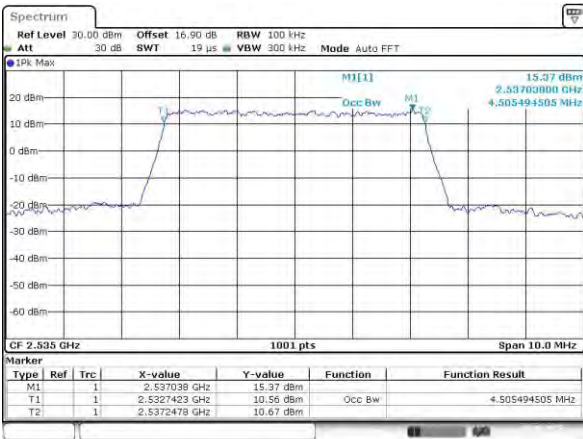
Date: 31MAY,2015 11:27:57

Lowest Channel / 5MHz / 16QAM



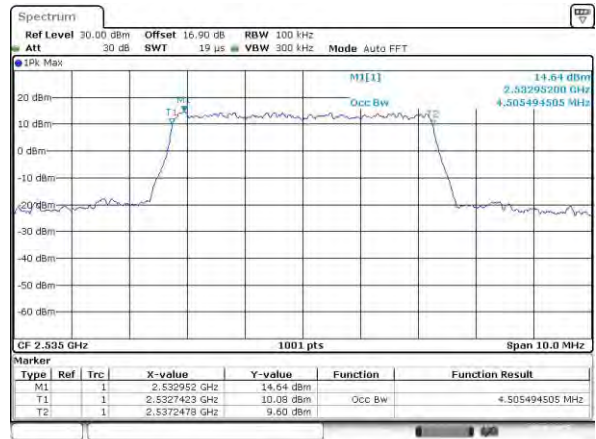
Date: 31MAY,2015 11:28:09

Middle Channel / 5MHz / QPSK



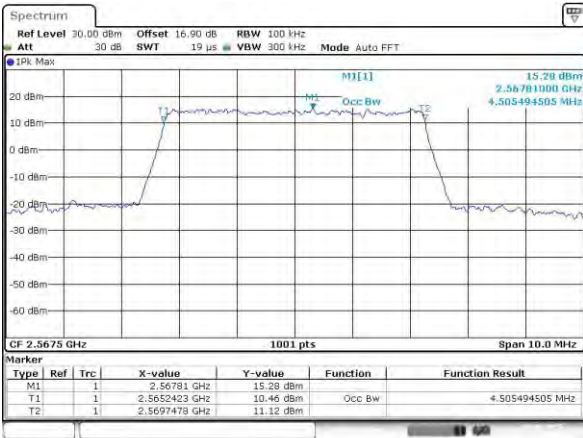
Date: 31MAY,2015 11:33:31

Middle Channel / 5MHz / 16QAM



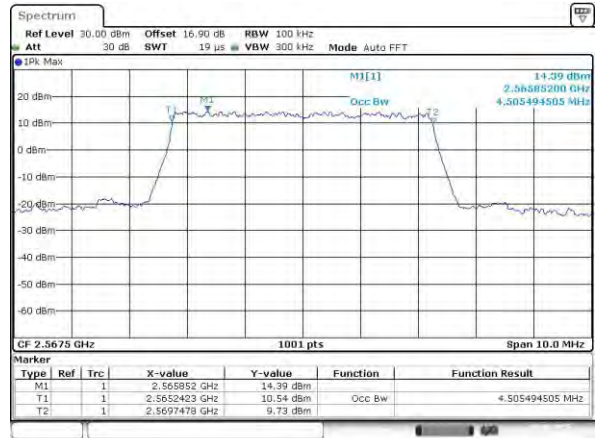
Date: 31MAY,2015 11:36:03

Highest Channel / 5MHz / QPSK



Date: 31MAY,2015 11:38:04

Highest Channel / 5MHz / 16QAM

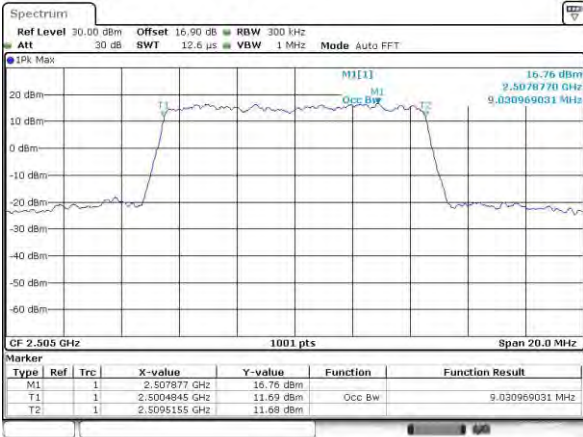


Date: 31MAY,2015 11:39:16



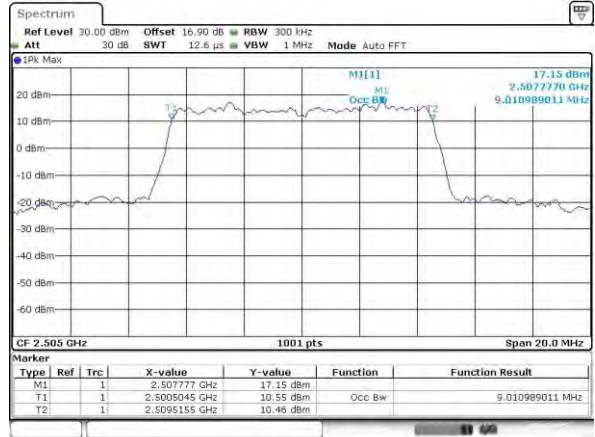
LTE Band 7

Lowest Channel / 10MHz / QPSK



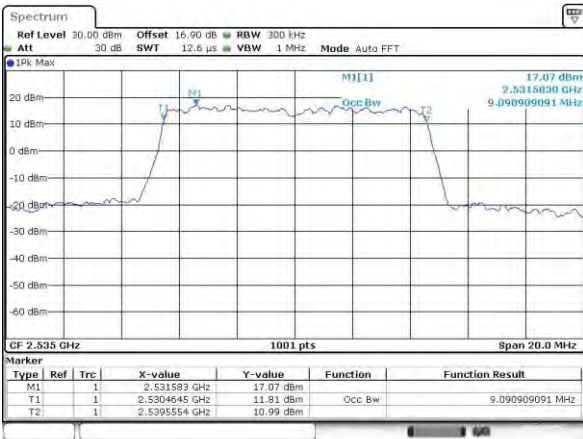
Date: 31MAY,2015 11:46:58

Lowest Channel / 10MHz / 16QAM



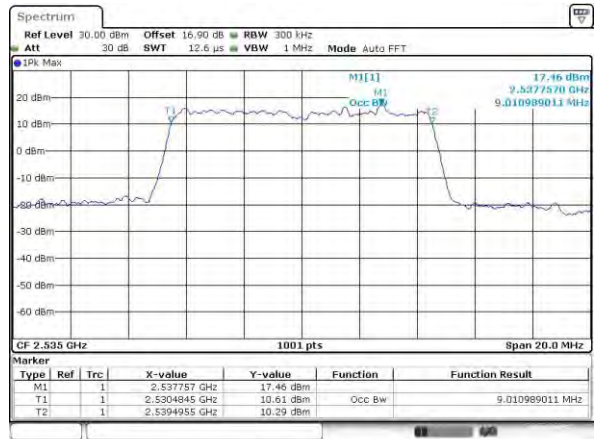
Date: 31MAY,2015 11:47:09

Middle Channel / 10MHz / QPSK



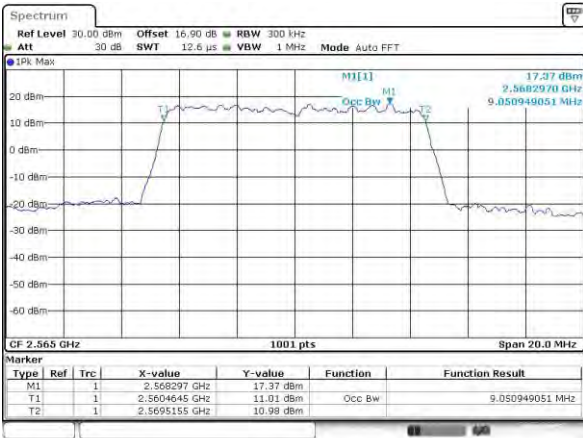
Date: 31MAY,2015 11:48:00

Middle Channel / 10MHz / 16QAM



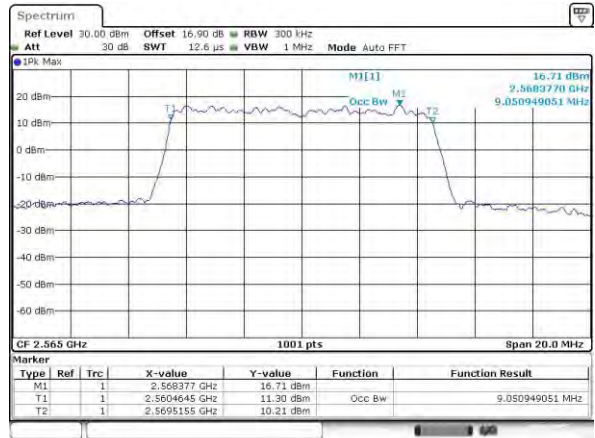
Date: 31MAY,2015 11:48:02

Highest Channel / 10MHz / QPSK



Date: 31MAY,2015 11:58:03

Highest Channel / 10MHz / 16QAM

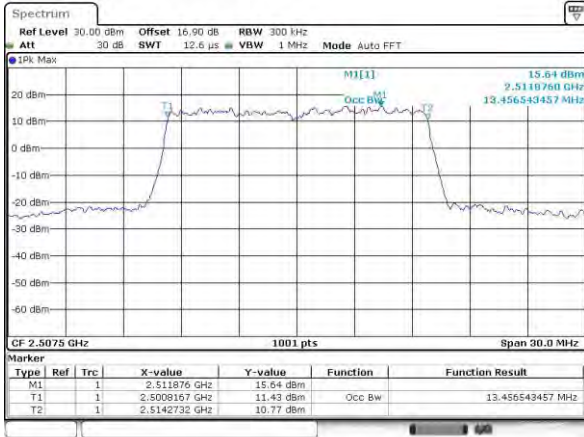


Date: 31MAY,2015 11:58:15



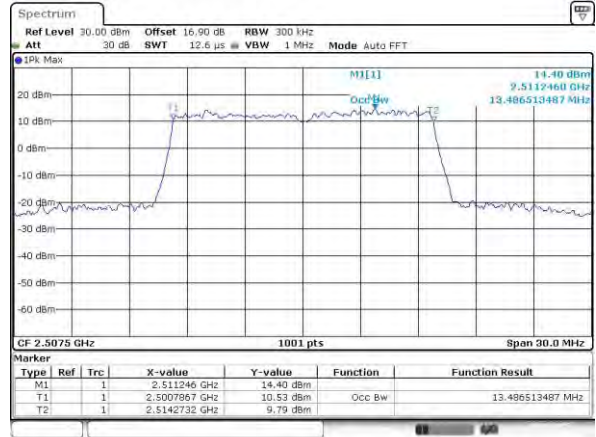
LTE Band 7

Lowest Channel / 15MHz / QPSK



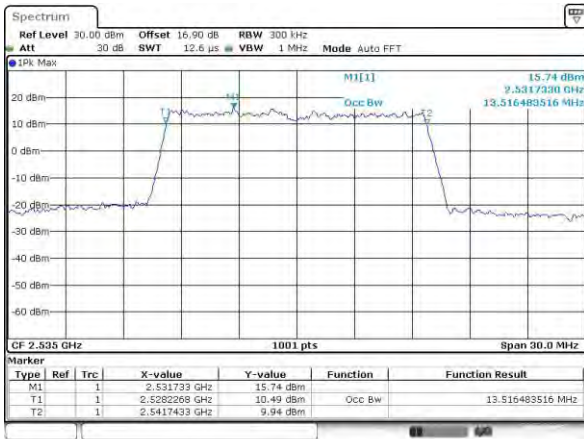
Date: 3,MAY,2015 12:10:56

Lowest Channel / 15MHz / 16QAM



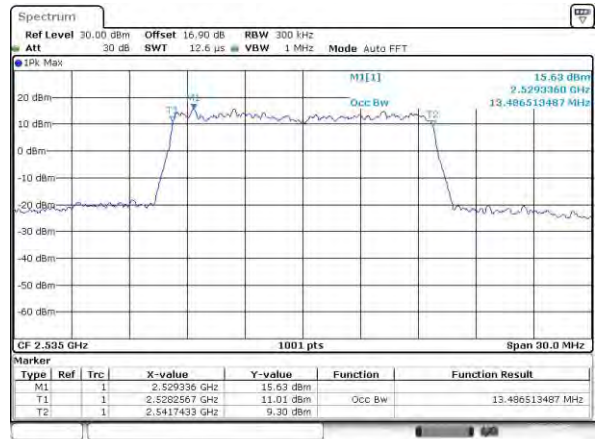
Date: 3,MAY,2015 12:10:58

Middle Channel / 15MHz / QPSK



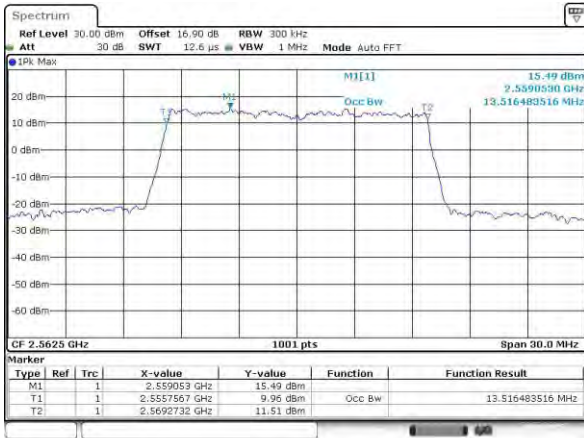
Date: 3,MAY,2015 12:11:44

Middle Channel / 15MHz / 16QAM



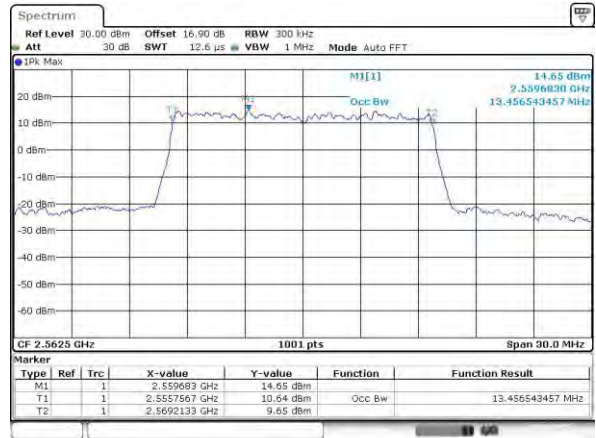
Date: 3,MAY,2015 12:11:41

Highest Channel / 15MHz / QPSK



Date: 3,MAY,2015 12:11:42

Highest Channel / 15MHz / 16QAM

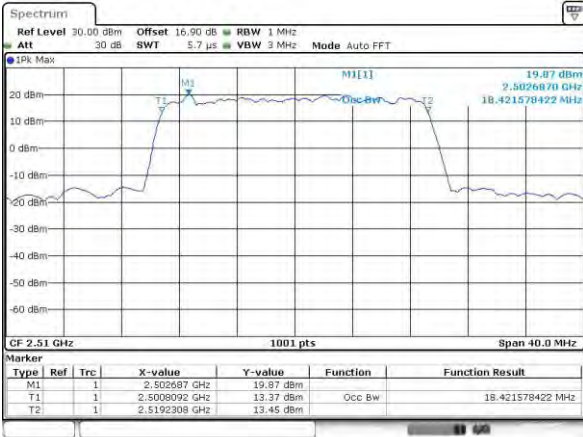


Date: 3,MAY,2015 12:11:44



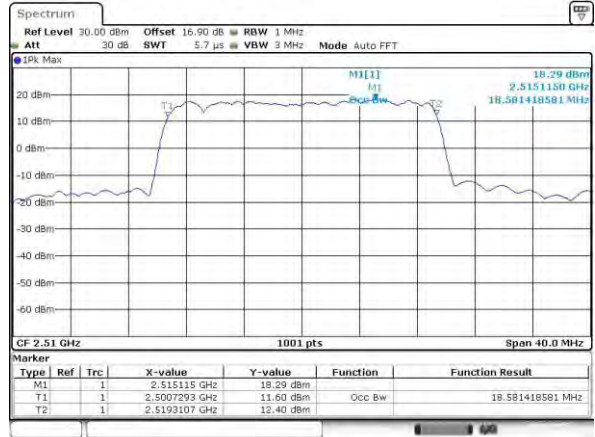
LTE Band 7

Lowest Channel / 20MHz / QPSK



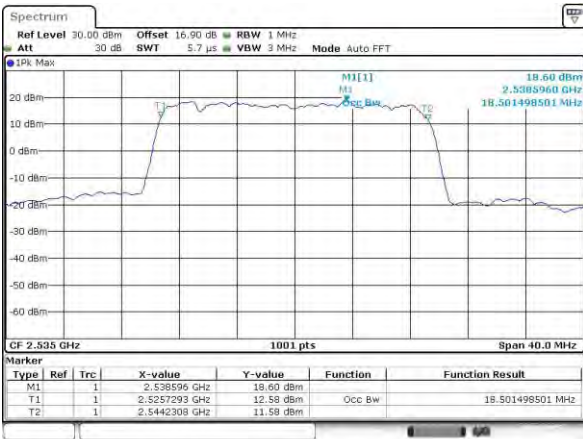
Date: 31MAY,2015 12:13:28

Lowest Channel / 20MHz / 16QAM



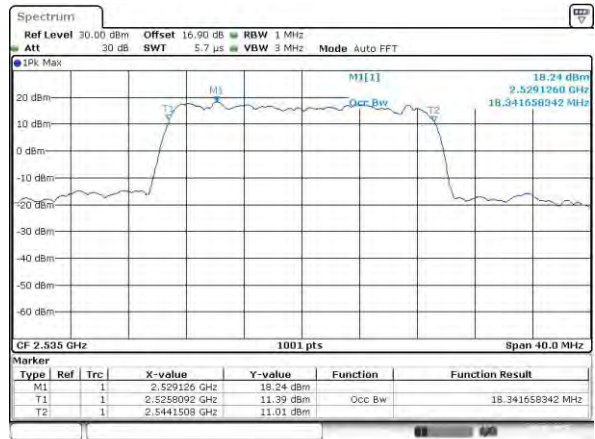
Date: 31MAY,2015 12:13:40

Middle Channel / 20MHz / QPSK



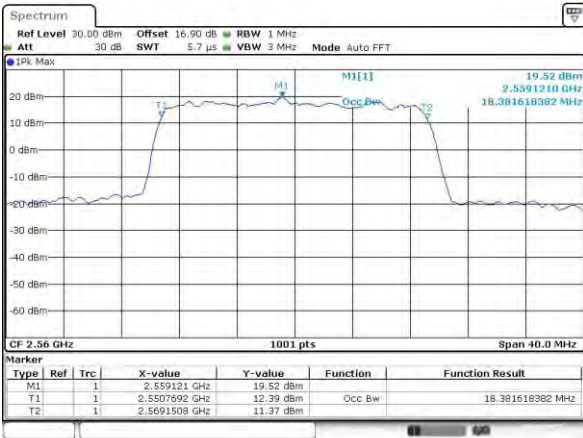
Date: 31MAY,2015 12:13:42

Middle Channel / 20MHz / 16QAM



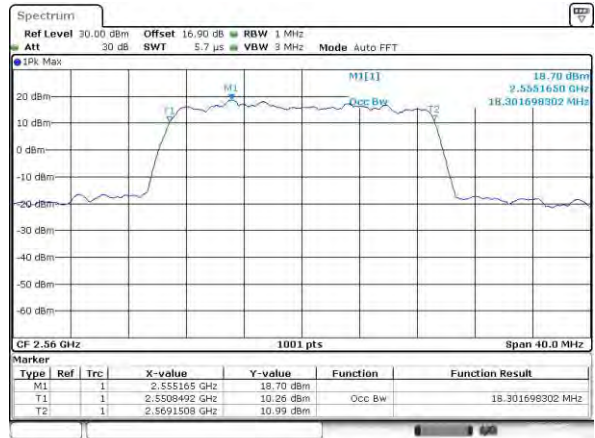
Date: 31MAY,2015 12:13:43

Highest Channel / 20MHz / QPSK



Date: 31MAY,2015 12:14:14

Highest Channel / 20MHz / 16QAM



Date: 31MAY,2015 12:14:16



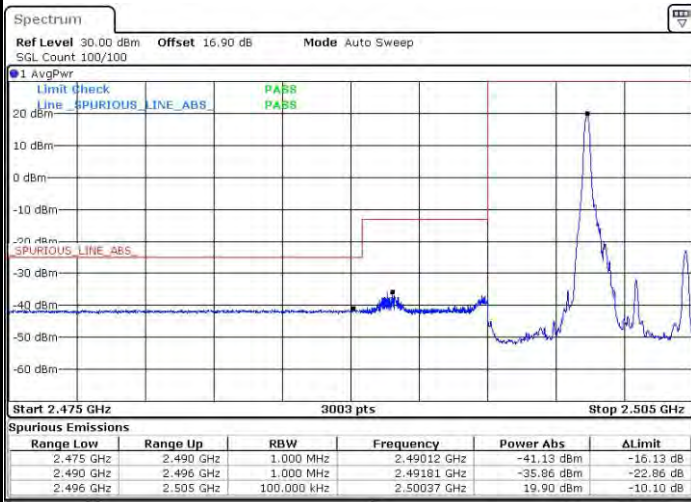
Conducted Band Edge



LTE Band 7 / 5MHz / QPSK

Lowest Band Edge / 1 RB

Highest Band Edge / 1 RB



Date: 3.MAY.2015 11:29:47



Date: 3.MAY.2015 11:40:53

Lowest Band Edge / Full RB

Highest Band Edge / Full RB



Date: 3.MAY.2015 11:32:07

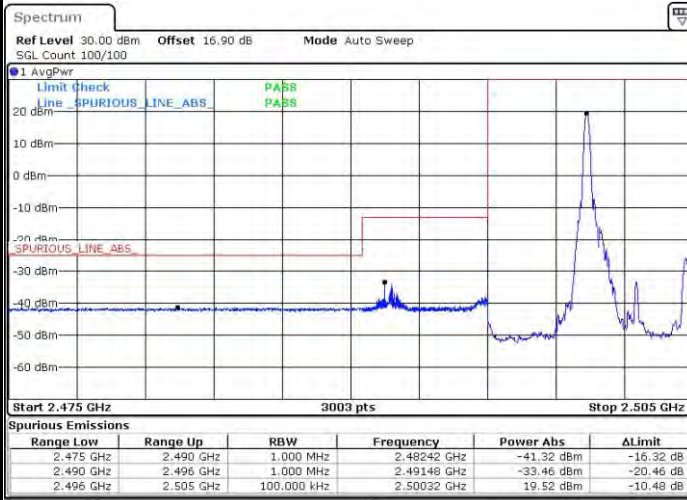


Date: 3.MAY.2015 11:43:13



LTE Band 7 / 5MHz / 16QAM

Lowest Band Edge / 1 RB



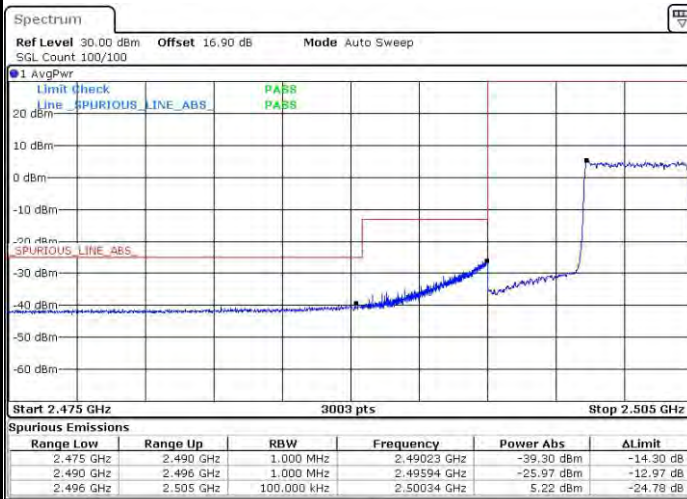
Date: 3.MAY.2015 11:30:57

Highest Band Edge / 1 RB



Date: 3.MAY.2015 11:42:03

Lowest Band Edge / Full RB



Date: 3.MAY.2015 11:33:17

Highest Band Edge / Full RB

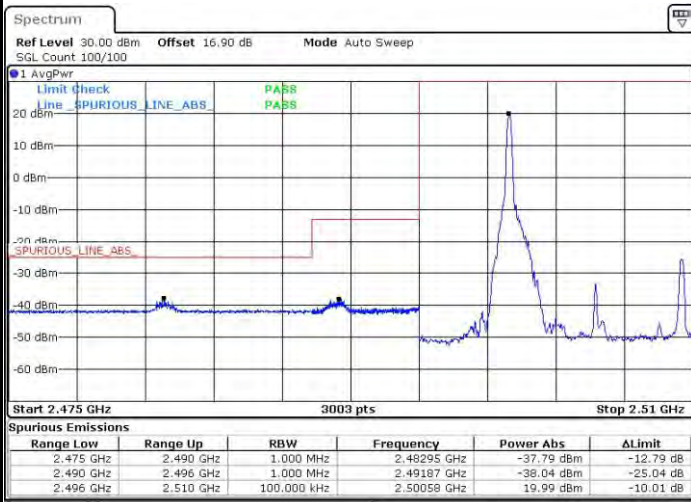


Date: 3.MAY.2015 11:44:24



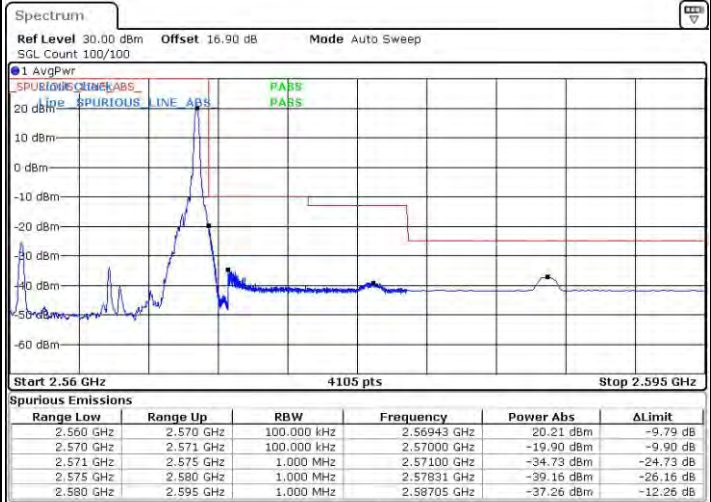
LTE Band 7 / 10MHz / QPSK

Lowest Band Edge / 1 RB



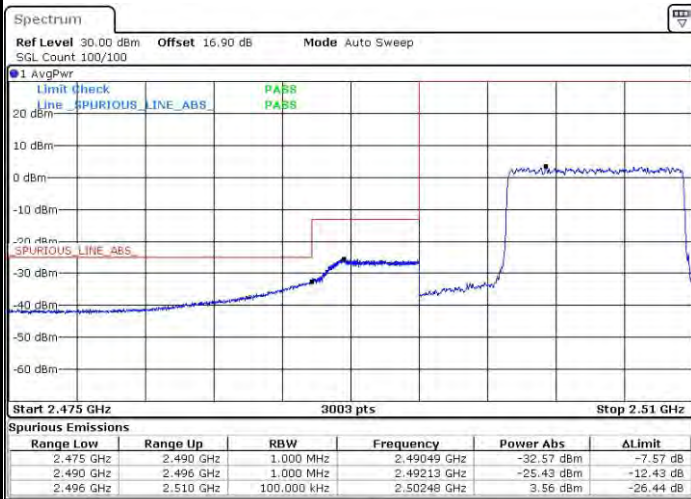
Date: 3.MAY.2015 11:48:46

Highest Band Edge / 1 RB



Date: 3.MAY.2015 11:59:52

Lowest Band Edge / Full RB



Date: 3.MAY.2015 11:51:06

Highest Band Edge / Full RB

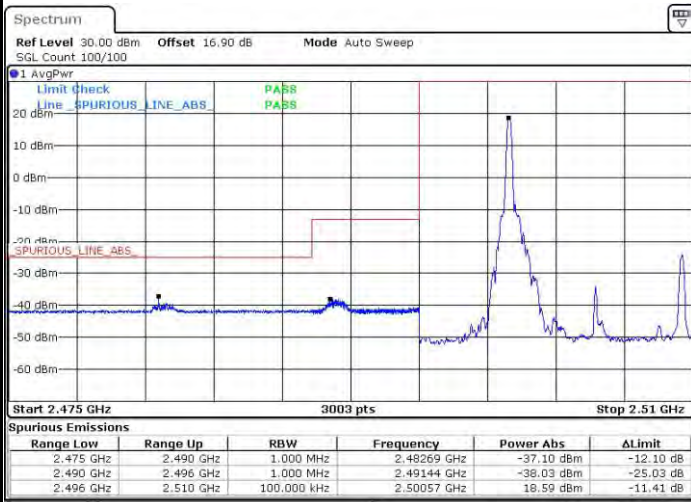


Date: 3.MAY.2015 12:02:12



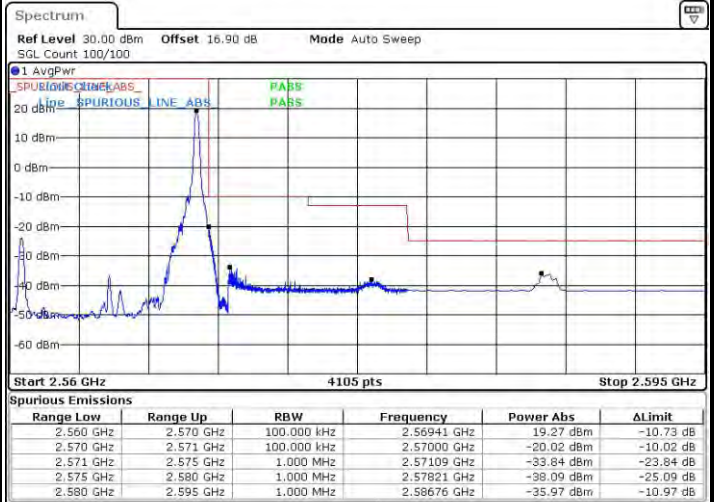
LTE Band 7 / 10MHz / 16QAM

Lowest Band Edge / 1 RB



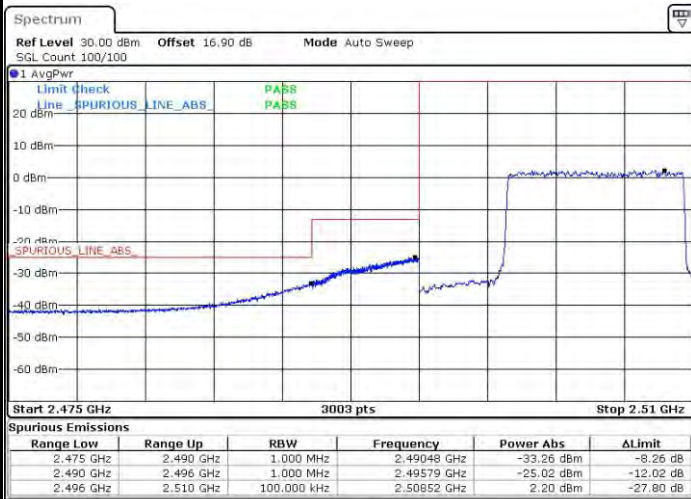
Date: 3.MAY.2015 11:49:56

Highest Band Edge / 1 RB



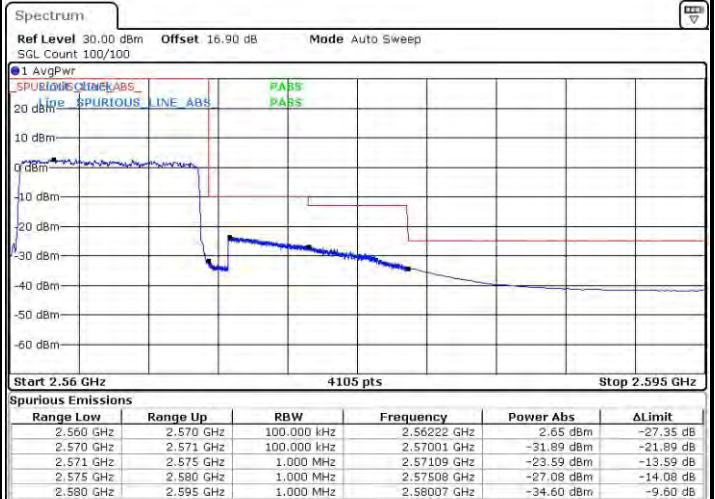
Date: 3.MAY.2015 12:01:02

Lowest Band Edge / Full RB



Date: 3.MAY.2015 11:52:16

Highest Band Edge / Full RB

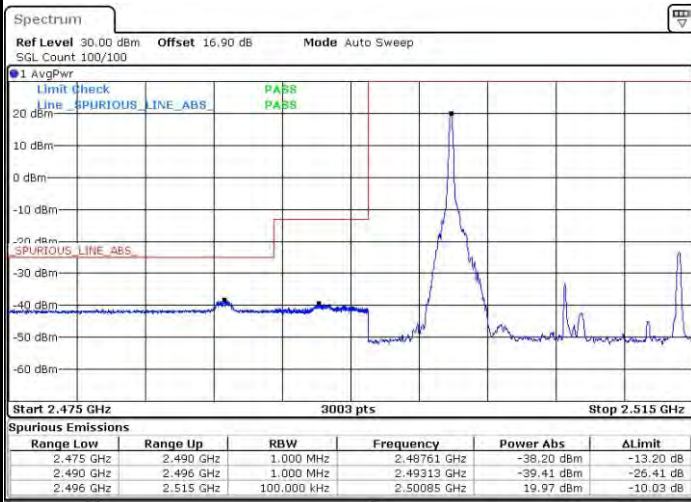


Date: 3.MAY.2015 12:03:22



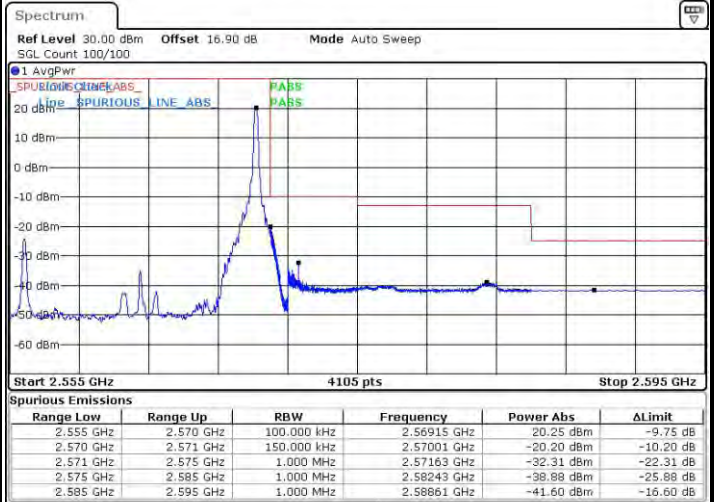
LTE Band 7 / 15MHz / QPSK

Lowest Band Edge / 1 RB



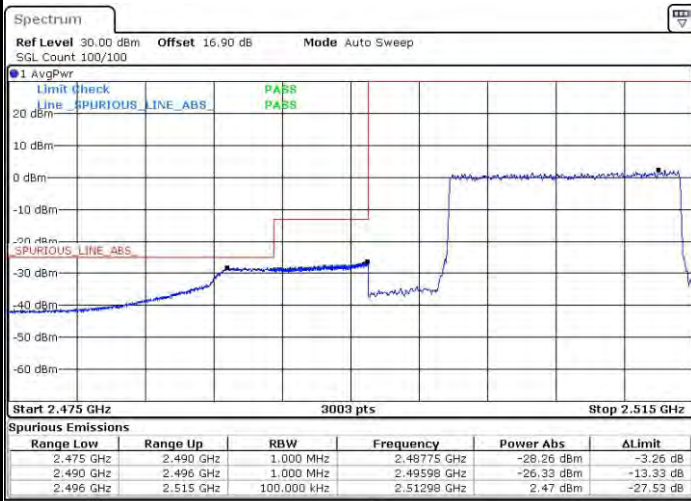
Date: 3.MAY.2015 12:07:45

Highest Band Edge / 1 RB



Date: 3.MAY.2015 12:18:51

Lowest Band Edge / Full RB



Date: 3.MAY.2015 12:10:05

Highest Band Edge / Full RB

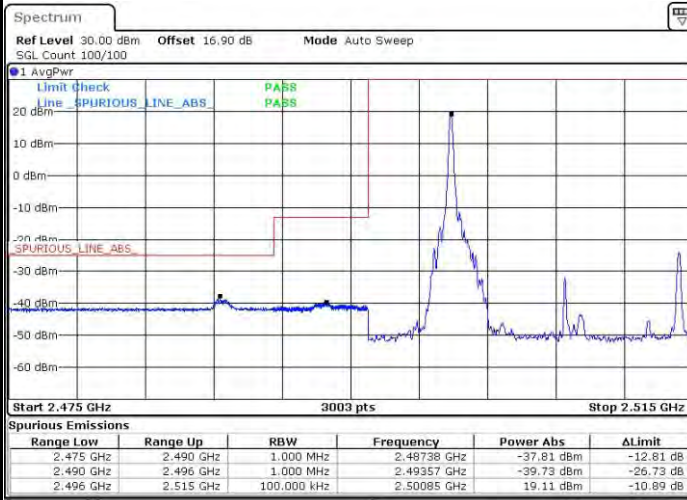


Date: 3.MAY.2015 12:21:10



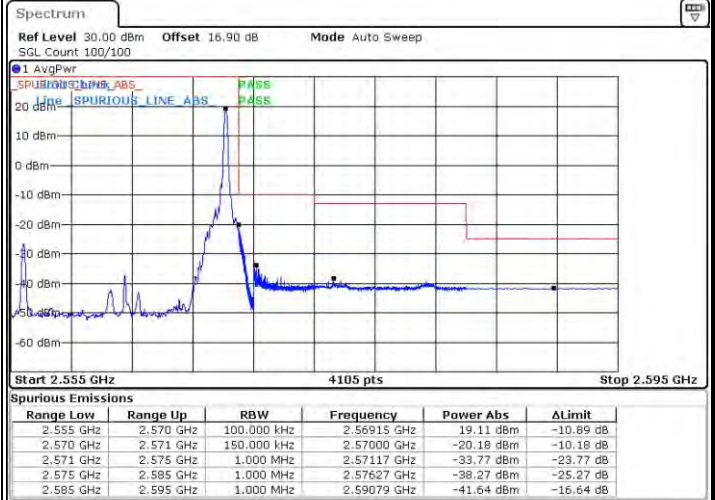
LTE Band 7 / 15MHz / 16QAM

Lowest Band Edge / 1 RB



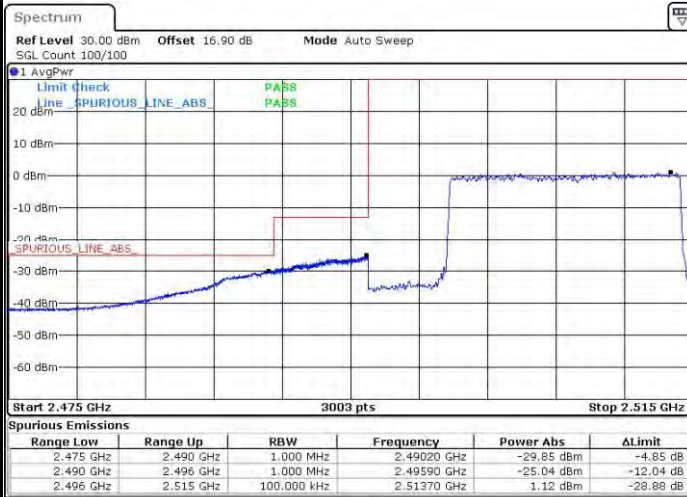
Date: 3.MAY.2015 12:08:55

Highest Band Edge / 1 RB



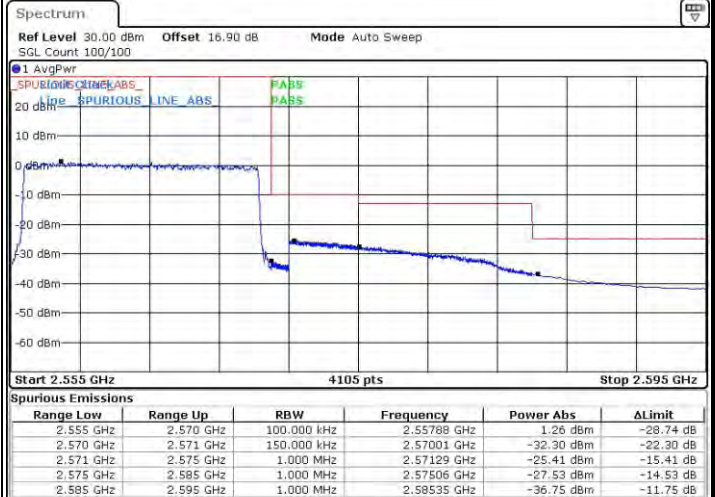
Date: 3.MAY.2015 12:20:00

Lowest Band Edge / Full RB



Date: 3.MAY.2015 12:11:15

Highest Band Edge / Full RB

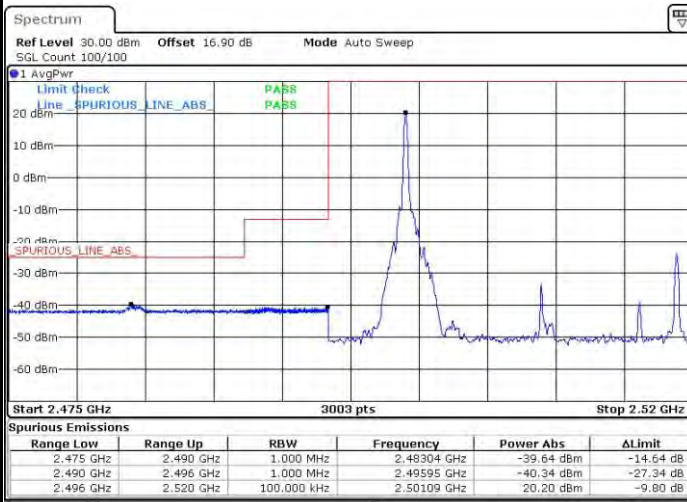


Date: 3.MAY.2015 12:22:20



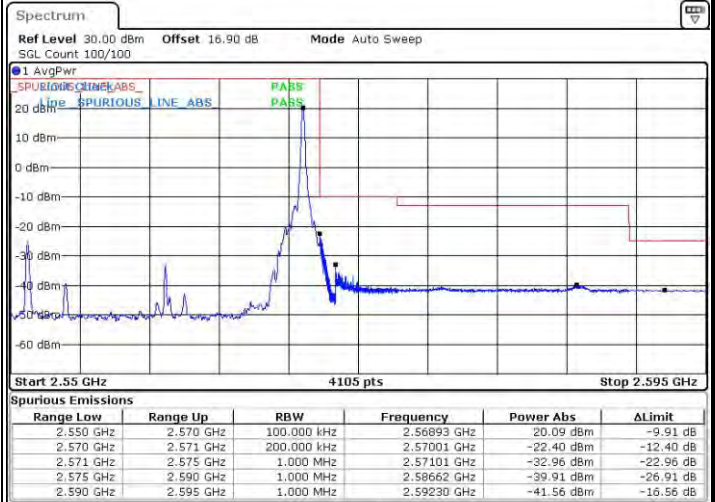
LTE Band 7 / 20MHz / QPSK

Lowest Band Edge / 1 RB



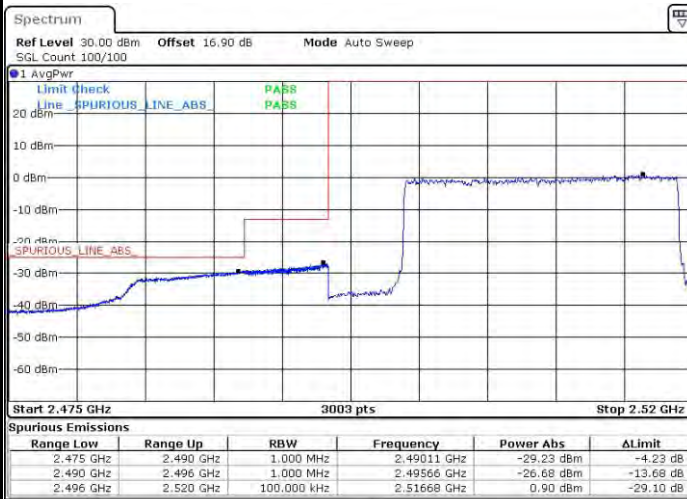
Date: 3.MAY.2015 12:32:17

Highest Band Edge / 1 RB



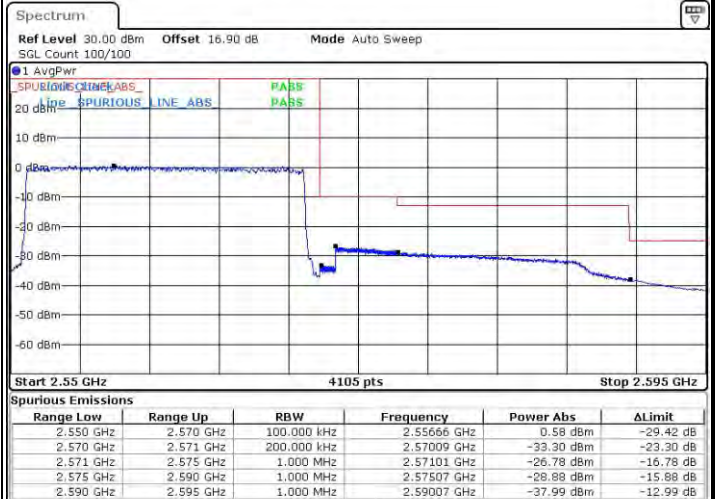
Date: 3.MAY.2015 12:43:24

Lowest Band Edge / Full RB



Date: 3.MAY.2015 12:34:37

Highest Band Edge / Full RB

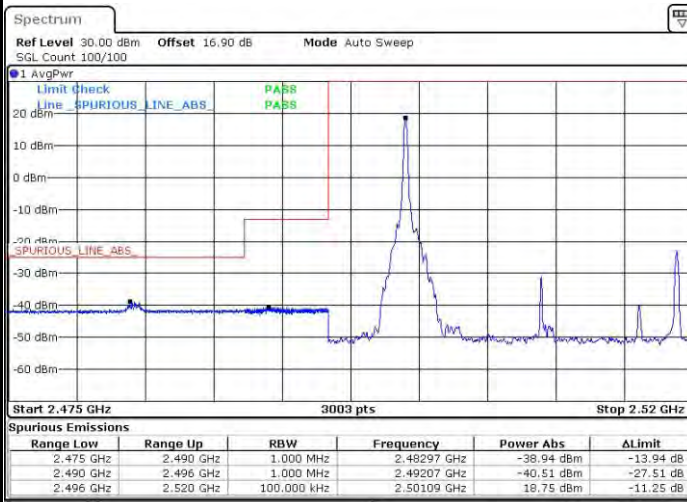


Date: 3.MAY.2015 12:46:54



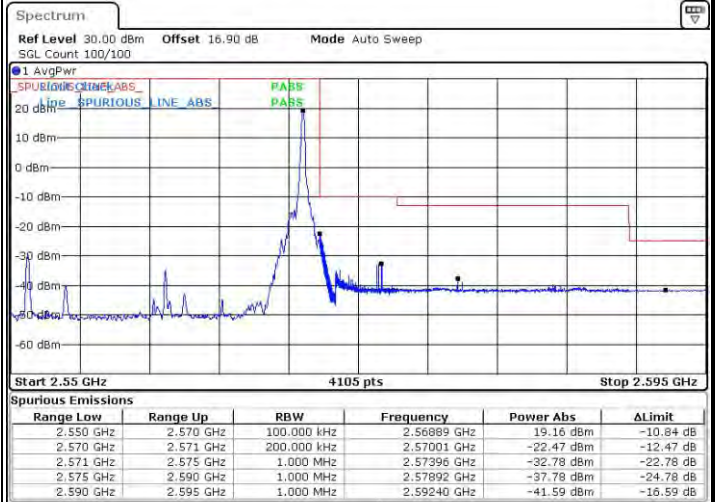
LTE Band 7 / 20MHz / 16QAM

Lowest Band Edge / 1 RB



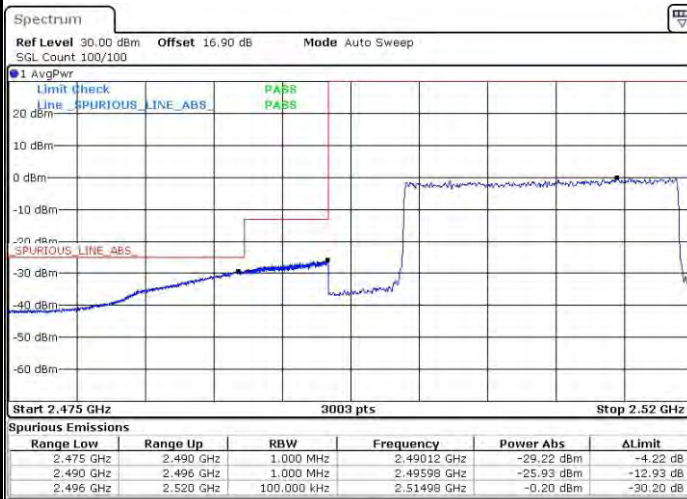
Date: 3.MAY.2015 12:33:27

Highest Band Edge / 1RB



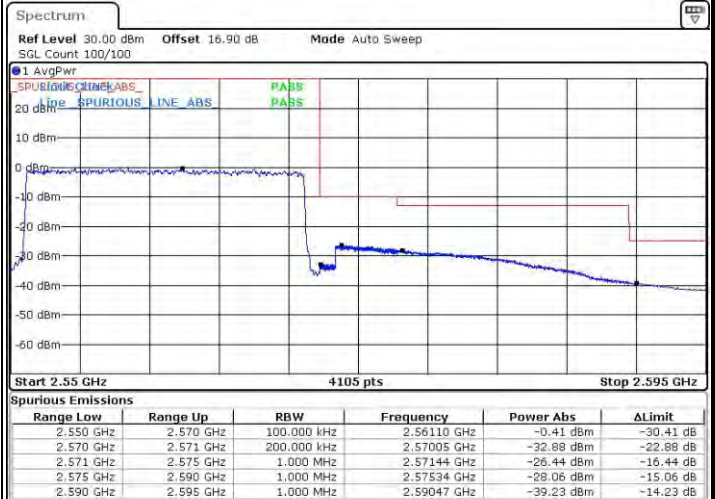
Date: 3.MAY.2015 12:44:34

Lowest Band Edge / Full RB



Date: 3.MAY.2015 12:35:47

Highest Band Edge / Full RB



Date: 3.MAY.2015 12:45:44



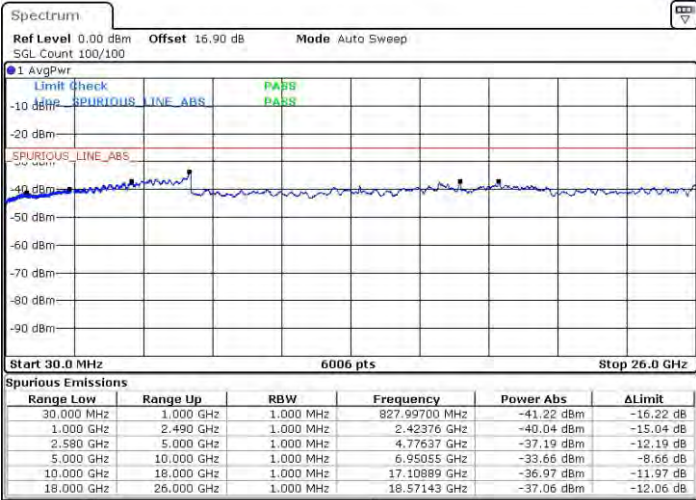
Conducted Spurious Emission



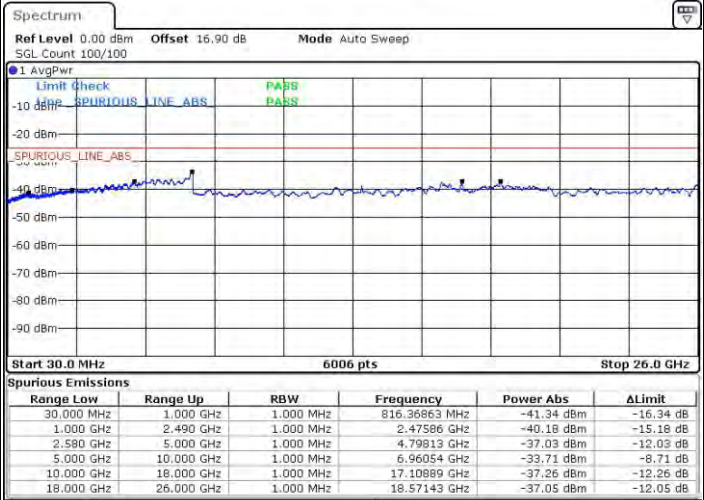
LTE Band 7 / 5MHz

Lowest Channel / QPSK

Lowest Channel / 16QAM



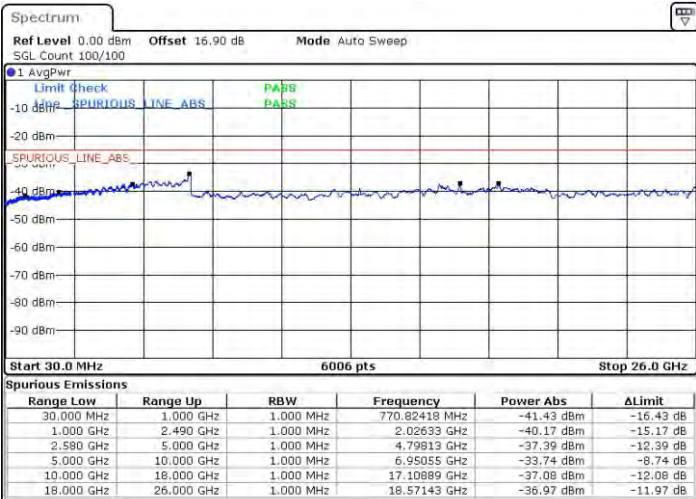
Date: 3.MAY.2015 11:24:20



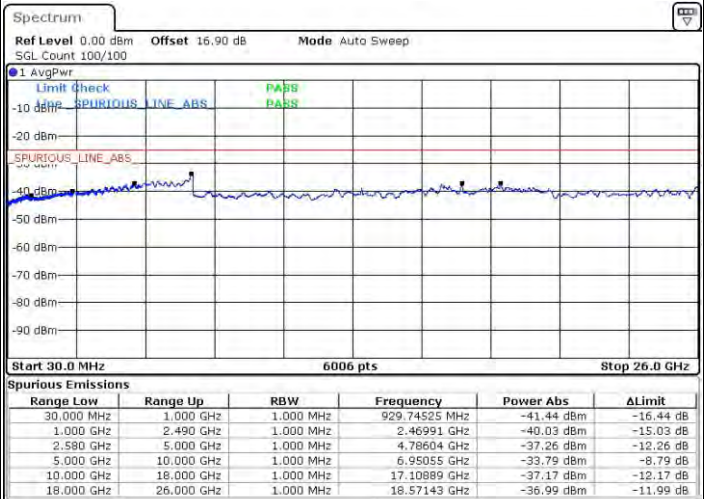
Date: 3.MAY.2015 11:25:20

Middle Channel / QPSK

Middle Channel / 16QAM



Date: 3.MAY.2015 11:37:41

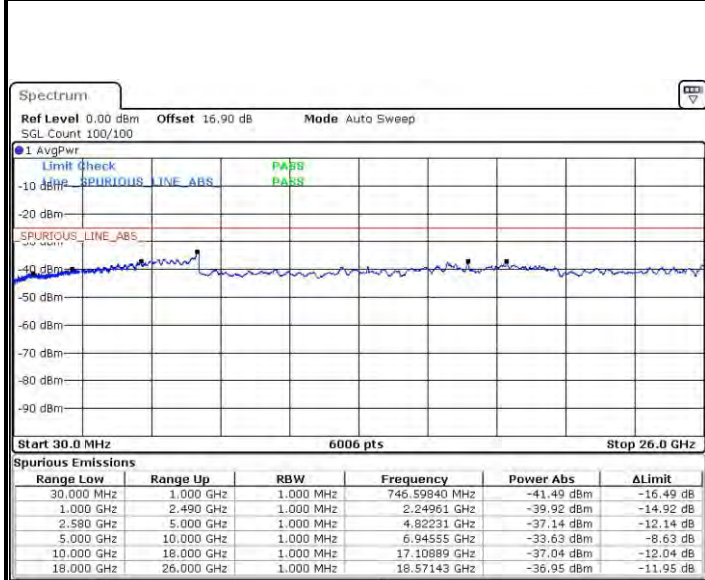


Date: 3.MAY.2015 11:38:52



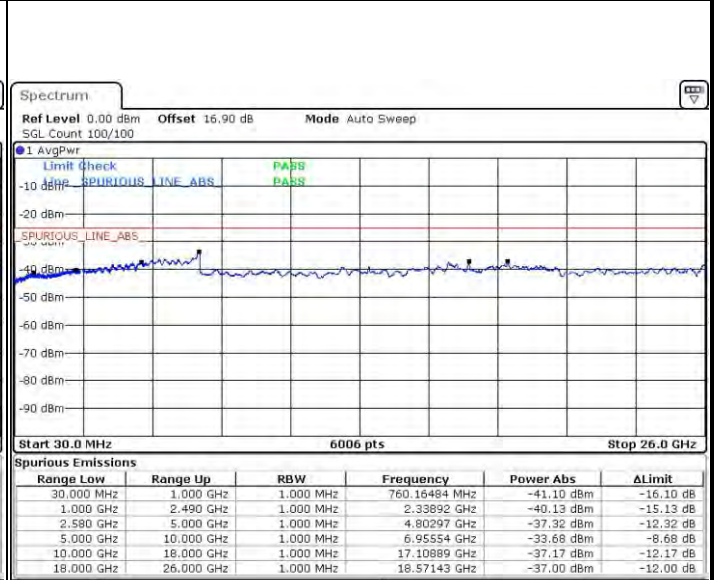
LTE Band 7 / 5MHz

Highest Channel / QPSK



Date: 3.MAY.2015 11:45:34

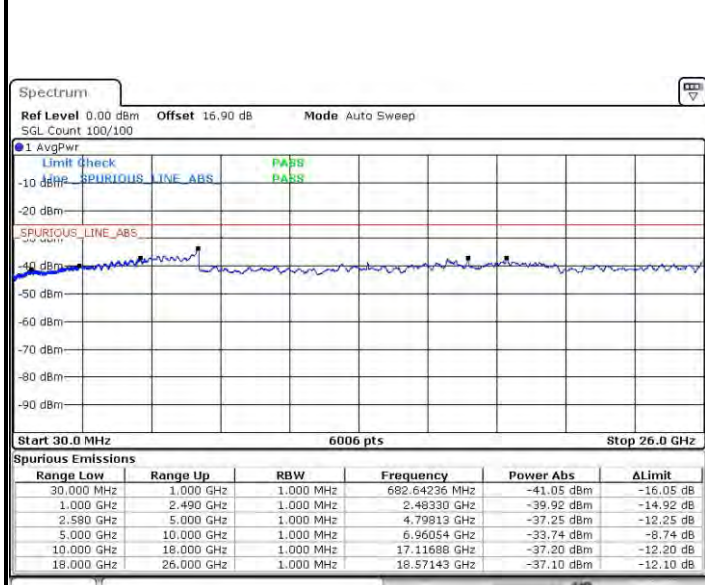
Highest Channel / 16QAM



Date: 3.MAY.2015 11:46:45

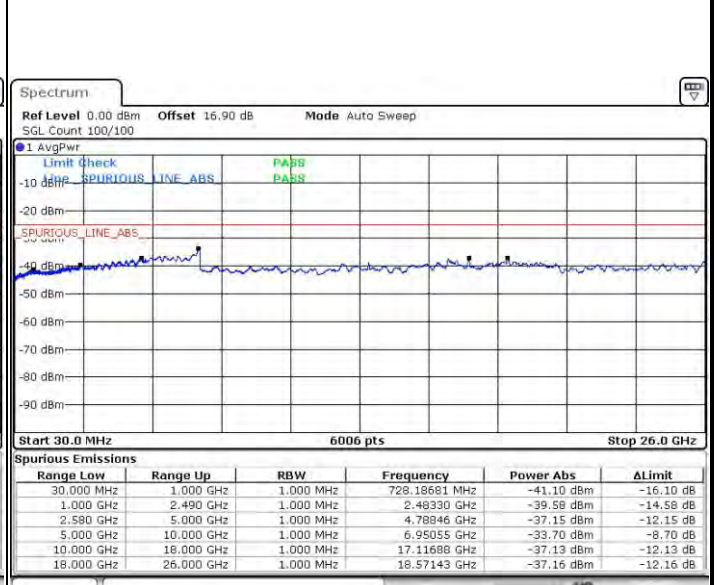
LTE Band 7 / 10MHz

Lowest Channel / QPSK



Date: 3.MAY.2015 11:53:27

Lowest Channel / 16QAM



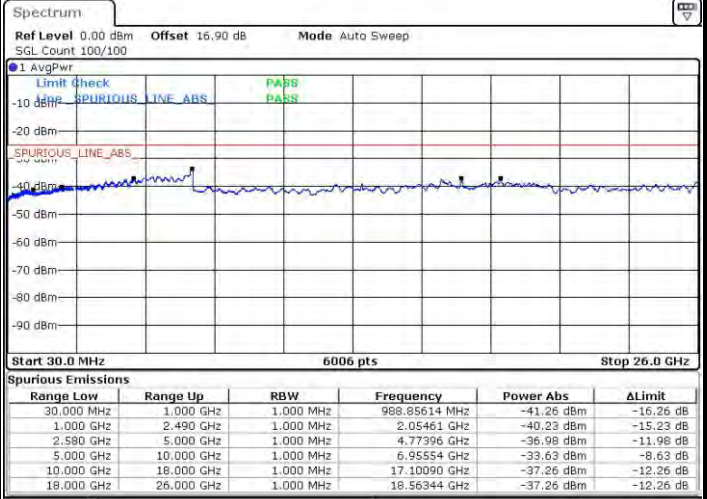
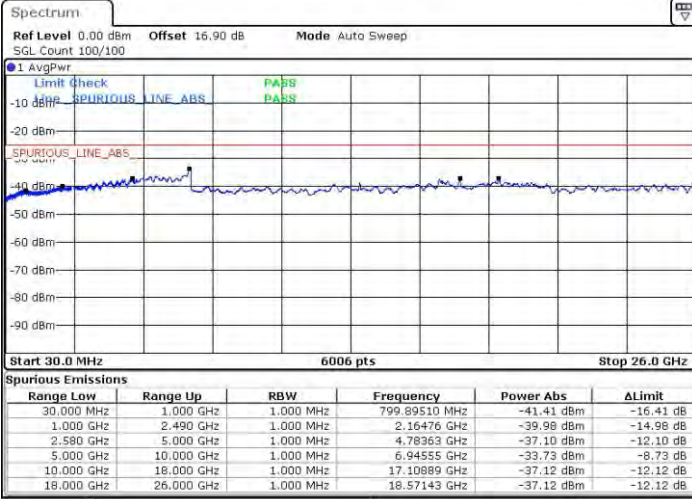
Date: 3.MAY.2015 11:54:38



LTE Band 7 / 10MHz

Middle Channel / QPSK

Middle Channel / 16QAM

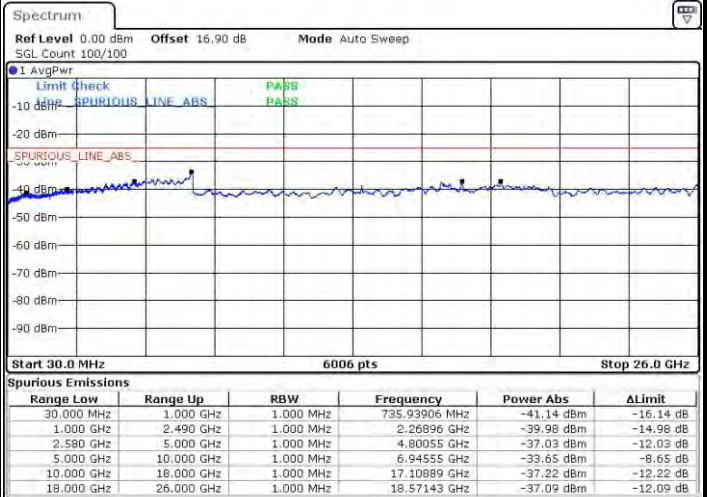
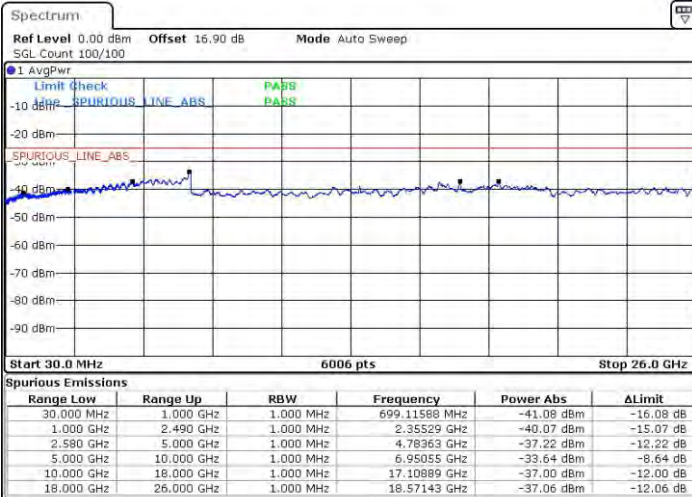


Date: 3.MAY.2015 11:56:40

Date: 3.MAY.2015 11:57:51

Highest Channel / QPSK

Highest Channel / 16QAM



Date: 3.MAY.2015 12:04:33

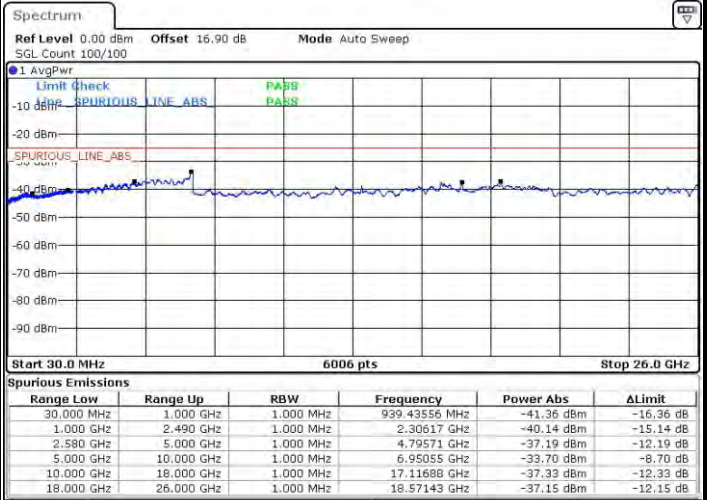
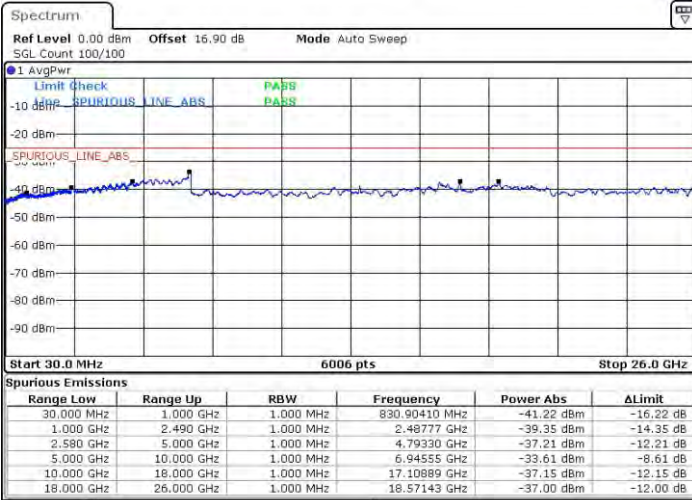
Date: 3.MAY.2015 12:05:44



LTE Band 7 / 15MHz

Lowest Channel / QPSK

Lowest Channel / 16QAM

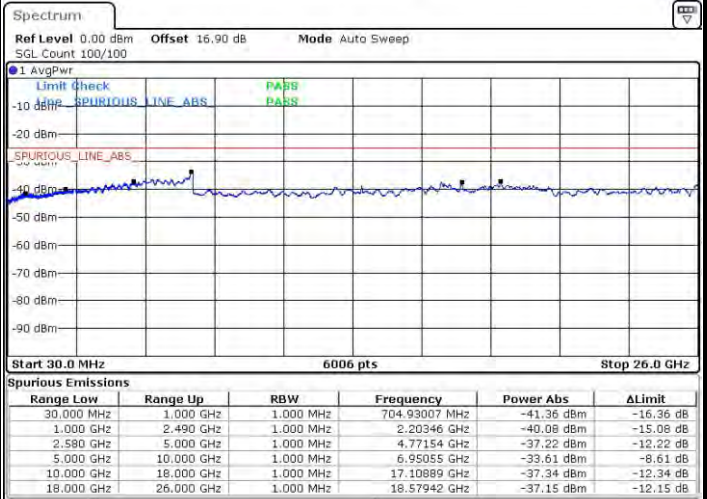
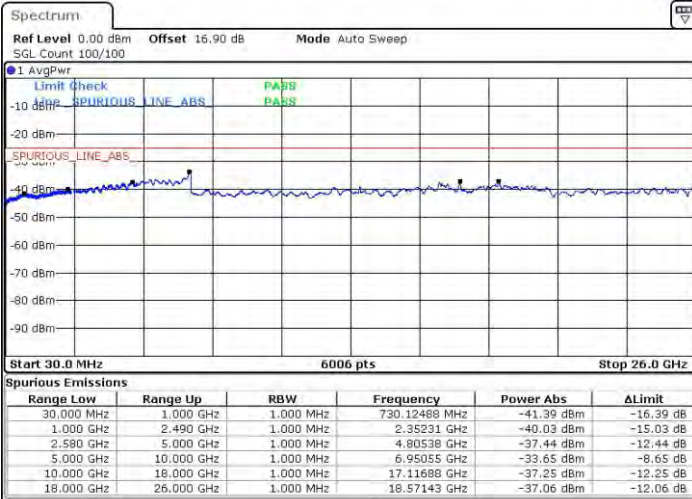


Date: 3.MAY.2015 12:12:26

Date: 3.MAY.2015 12:13:37

Middle Channel / QPSK

Middle Channel / 16QAM



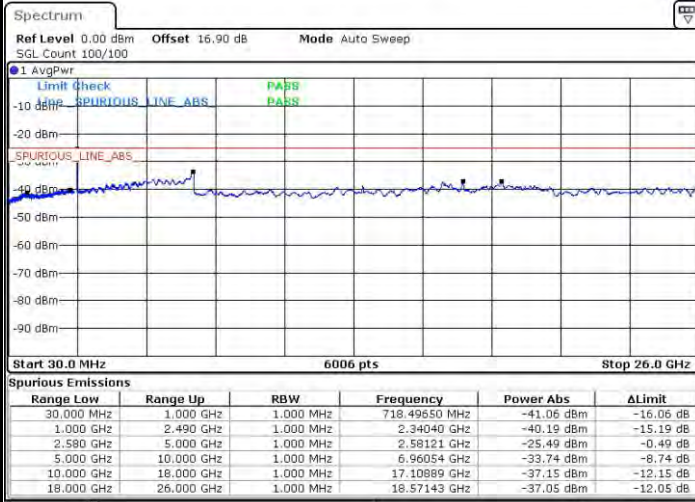
Date: 3.MAY.2015 12:15:29

Date: 3.MAY.2015 12:16:49



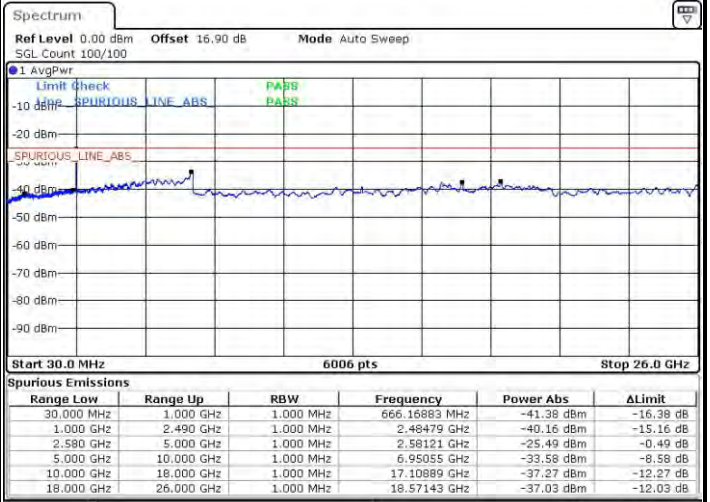
LTE Band7 / 15MHz

Highest Channel / QPSK



Date: 3.MAY.2015 12:23:31

Highest Channel / 16QAM



Date: 3.MAY.2015 12:24:41

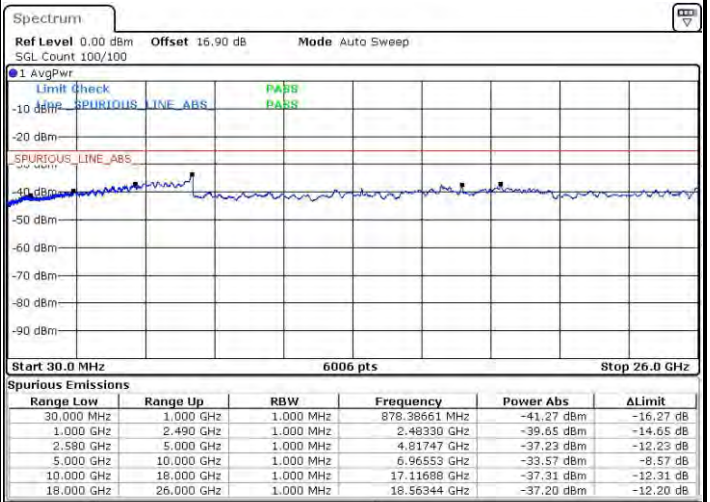
LTE Band 7 / 20MHz

Lowest Channel / QPSK



Date: 3.MAY.2015 12:36:58

Lowest Channel / 16QAM



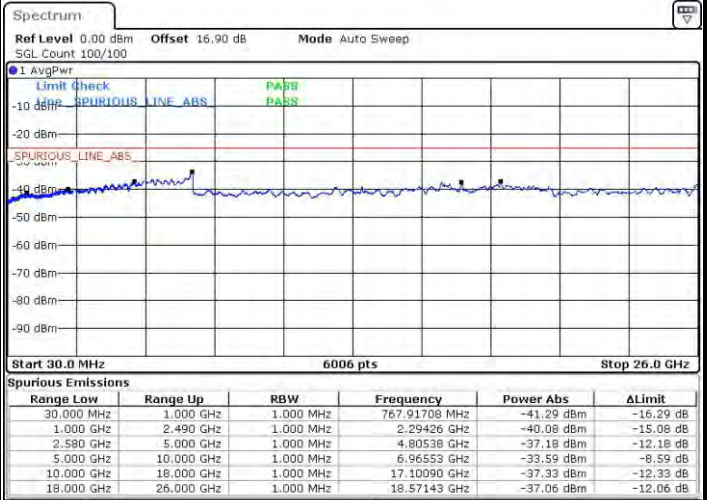
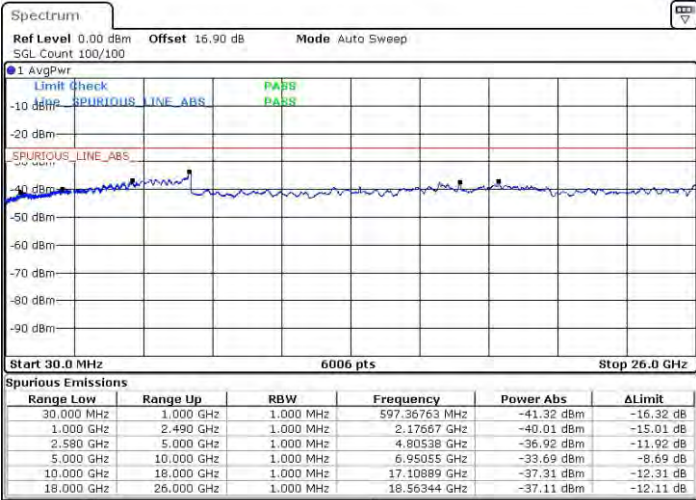
Date: 3.MAY.2015 12:38:09



LTE Band 7 / 20MHz

Middle Channel / QPSK

Middle Channel / 16QAM

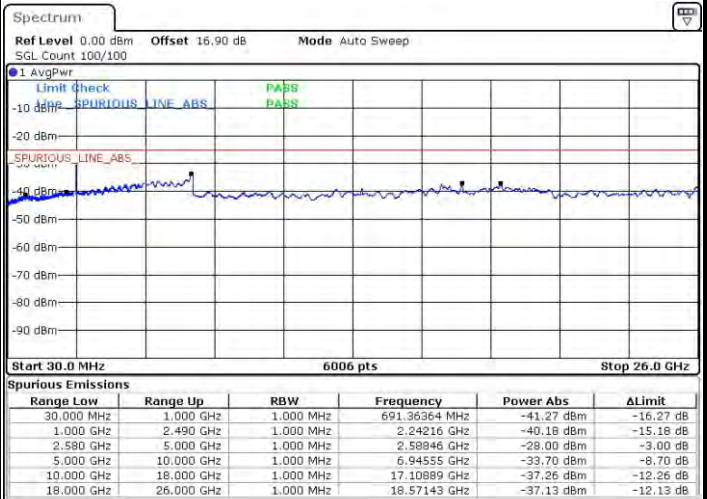
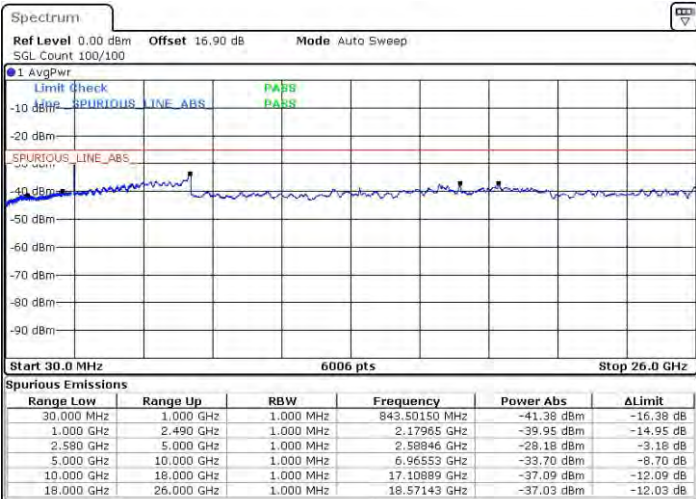


Date: 3.MAY.2015 12:40:11

Date: 3.MAY.2015 12:41:22

Highest Channel / QPSK

Highest Channel / 16QAM



Date: 3.MAY.2015 12:48:09

Date: 3.MAY.2015 12:48:16



Frequency Stability

Test Conditions		LTE Band 7 (QPSK) / Middle Channel	Limit
Temperature (°C)	Voltage (Volt)	BW 10MHz	Note 2.
		Deviation (ppm)	Result
50	Normal Voltage	0.0008	PASS
40	Normal Voltage	0.0002	
30	Normal Voltage	0.0054	
20(Ref.)	Normal Voltage	0.0000	
10	Normal Voltage	0.0051	
0	Normal Voltage	0.0013	
-10	Normal Voltage	0.0009	
-20	Normal Voltage	0.0009	
-30	Normal Voltage	0.0016	
20	Maximum Voltage	0.0058	
20	Normal Voltage	0.0000	
20	Battery End Point	0.0004	

Note:

1. Normal Voltage = 3.7V. ; Battery End Point (BEP) = 3.5 V. ; Maximum Voltage =4.1 V
2. Note: The frequency fundamental emissions stay within the authorized frequency block based on the frequency deviation measured is small.



Appendix B. Test Results of Radiated Test

ERP/EIRP

LTE Band 5 / 1.4MHz							
Channel	Modulation	RB		Horizontal		Vertical	
		Size	Offset	ERP(dBm)	ERP(W)	ERP(dBm)	ERP(W)
Lowest	QPSK	1	0	17.35	0.0543	8.73	0.0075
Middle		1	0	17.31	0.0538	9.33	0.0086
Highest		1	0	17.18	0.0522	9.84	0.0096
Lowest	16QAM	1	0	16.32	0.0429	7.75	0.0060
Middle		1	0	16.32	0.0429	8.34	0.0068
Highest		1	0	16.15	0.0412	8.87	0.0077
Limit	ERP < 7W			Result		PASS	

LTE Band 5 / 3MHz							
Channel	Modulation	RB		Horizontal		Vertical	
		Size	Offset	ERP(dBm)	ERP(W)	ERP(dBm)	ERP(W)
Lowest	QPSK	1	0	17.09	0.0512	8.51	0.0071
Middle		1	0	17.07	0.0509	8.95	0.0079
Highest		1	0	16.98	0.0499	9.51	0.0089
Lowest	16QAM	1	0	16.45	0.0442	8.10	0.0065
Middle		1	0	16.35	0.0432	8.72	0.0074
Highest		1	0	16.03	0.0401	9.15	0.0082
Limit	ERP < 7W			Result		PASS	



LTE Band 5 / 5MHz							
Channel	Modulation	RB		Horizontal		Vertical	
		Size	Offset	ERP(dBm)	ERP(W)	ERP(dBm)	ERP(W)
Lowest	QPSK	1	0	17.10	0.0513	8.51	0.0071
Middle		1	0	17.11	0.0514	8.95	0.0079
Highest		1	0	17.08	0.0511	9.45	0.0088
Lowest	16QAM	1	0	16.36	0.0433	7.99	0.0063
Middle		1	0	16.47	0.0444	8.68	0.0074
Highest		1	0	16.17	0.0414	9.03	0.0080
Limit	ERP < 7W			Result		PASS	

LTE Band 5 / 10MHz							
Channel	Modulation	RB		Horizontal		Vertical	
		Size	Offset	ERP(dBm)	ERP(W)	ERP(dBm)	ERP(W)
Lowest	QPSK	1	0	17.11	0.0514	8.51	0.0071
Middle		1	0	17.15	0.0519	8.93	0.0078
Highest		1	0	16.94	0.0494	9.13	0.0082
Lowest	16QAM	1	0	16.43	0.0440	8.65	0.0073
Middle		1	0	16.04	0.0402	8.77	0.0075
Highest		1	0	15.83	0.0383	8.94	0.0078
Limit	ERP < 7W			Result		PASS	



LTE Band 7 / 5MHz							
Channel	Modulation	RB		Horizontal		Vertical	
		Size	Offset	EIRP(dBm)	EIRP(W)	EIRP(dBm)	EIRP(W)
Lowest	QPSK	1	0	21.50	0.1413	20.40	0.1096
Middle		1	0	20.56	0.1138	20.00	0.1000
Highest		1	0	19.08	0.0809	19.21	0.0834
Lowest	16QAM	1	0	20.49	0.1119	19.35	0.0861
Middle		1	0	19.49	0.0889	19.03	0.0800
Highest		1	0	18.11	0.0647	18.30	0.0676
Limit	EIRP < 2W			Result		PASS	

LTE Band 7 / 10MHz							
Channel	Modulation	RB		Horizontal		Vertical	
		Size	Offset	EIRP(dBm)	EIRP(W)	EIRP(dBm)	EIRP(W)
Lowest	QPSK	1	0	21.61	0.1449	20.43	0.1104
Middle		1	0	20.64	0.1159	20.13	0.1030
Highest		1	0	19.67	0.0927	19.60	0.0912
Lowest	16QAM	1	0	20.40	0.1096	19.29	0.0849
Middle		1	0	19.51	0.0893	19.02	0.0798
Highest		1	0	18.22	0.0664	18.39	0.0690
Limit	EIRP < 2W			Result		PASS	



LTE Band 7 / 15MHz							
Channel	Modulation	RB		Horizontal		Vertical	
		Size	Offset	EIRP(dBm)	EIRP(W)	EIRP(dBm)	EIRP(W)
Lowest	QPSK	1	0	21.71	0.1483	20.64	0.1159
Middle		1	0	20.74	0.1186	20.12	0.1028
Highest		1	0	19.89	0.0975	19.86	0.0968
Lowest	16QAM	1	0	20.44	0.1107	19.86	0.0968
Middle		1	0	19.58	0.0908	19.42	0.0875
Highest		1	0	18.46	0.0701	18.92	0.0780
Limit	EIRP < 2W			Result		PASS	

LTE Band 7 / 20MHz							
Channel	Modulation	RB		Horizontal		Vertical	
		Size	Offset	EIRP(dBm)	EIRP(W)	EIRP(dBm)	EIRP(W)
Lowest	QPSK	1	0	21.74	0.1493	20.66	0.1164
Middle		1	0	20.73	0.1183	20.2	0.1047
Highest		1	0	19.94	0.0986	19.8	0.0955
Lowest	16QAM	1	0	20.50	0.1122	19.52	0.0895
Middle		1	0	20.11	0.1026	19.48	0.0887
Highest		1	0	18.82	0.0762	18.66	0.0735
Limit	EIRP < 2W			Result		PASS	



Appendix C. Test Results of Radiated Test

LTE Band 5 / 1.4MHz / QPSK / RB Size 1 Offset 0									
Channel	Frequency (MHz)	ERP (dBm)	Limit (dBm)	Over Limit (dB)	SPA Reading (dBm)	S.G. Power (dBm)	TX Cable loss (dB)	TX Antenna Gain (dBi)	Polarization (H/V)
Lowest	1648	-53.67	-13	-40.67	-63.22	-55.43	0.98	4.89	H
	2472	-57.50	-13	-44.50	-71.61	-59.38	1.28	5.32	H
	3296	-59.48	-13	-46.48	-76.06	-62.89	1.54	7.10	H
	1648	-56.78	-13	-43.78	-64.5	-58.54	0.98	4.89	V
	2472	-56.74	-13	-43.74	-71.89	-58.62	1.28	5.32	V
	3296	-60.47	-13	-47.47	-75.84	-63.88	1.54	7.10	V
Middle	1672	-51.54	-13	-38.54	-60.94	-53.22	0.99	4.82	H
	2512	-53.49	-13	-40.49	-66.76	-55.46	1.29	5.41	H
	3344	-59.41	-13	-46.41	-75.65	-63.02	1.56	7.31	H
	1672	-53.32	-13	-40.32	-60.49	-55	0.99	4.82	V
	2512	-51.19	-13	-38.19	-66.55	-53.16	1.29	5.41	V
	3344	-60.57	-13	-47.57	-75.74	-64.18	1.56	7.31	V
Highest	1696	-56.40	-13	-43.40	-65.81	-58	1.00	4.75	H
	2544	-53.04	-13	-40.04	-66.74	-55.02	1.30	5.44	H
	3392	-59.69	-13	-46.69	-76.11	-63.49	1.57	7.52	H
	1696	-56.74	-13	-43.74	-64.48	-58.34	1.00	4.75	V
	2544	-51.60	-13	-38.60	-66.97	-53.58	1.30	5.44	V
	3392	-60.23	-13	-47.23	-76.02	-64.03	1.57	7.52	V

Remark: Spurious emissions within 30-1000MHz were found more than 20dB below limit line.



LTE Band 5 / 3MHz / QPSK / RB Size 1 Offset 0									
Channel	Frequency (MHz)	ERP (dBm)	Limit (dBm)	Over Limit (dB)	SPA Reading (dBm)	S.G. Power (dBm)	TX Cable loss (dB)	TX Antenna Gain (dBi)	Polarization (H/V)
Lowest	1651	-56.39	-13	-43.39	-65.98	-58.14	0.98	4.88	H
	2476	-57.80	-13	-44.80	-71.05	-59.69	1.28	5.33	H
	3301	-60.45	-13	-47.45	-76.93	-63.88	1.54	7.12	H
	1651	-61.14	-13	-48.14	-68.78	-62.89	0.98	4.88	V
	2476	-55.52	-13	-42.52	-70.81	-57.41	1.28	5.33	V
	3301	-61.57	-13	-48.57	-77.03	-65	1.54	7.12	V
Middle	1672	-57.50	-13	-44.50	-66.85	-59.18	0.99	4.82	H
	2509	-52.16	-13	-39.16	-65.42	-54.12	1.29	5.41	H
	3343	-60.41	-13	-47.41	-76.65	-64.01	1.56	7.31	H
	1675	-58.56	-13	-45.56	-65.71	-60.23	0.99	4.81	V
	2509	-51.82	-13	-38.82	-67.22	-53.78	1.29	5.41	V
	3343	-61.48	-13	-48.48	-76.72	-65.08	1.56	7.31	V
Highest	1696	-55.04	-13	-42.04	-64.54	-56.64	1.00	4.75	H
	2536	-49.76	-13	-36.76	-63.26	-51.74	1.30	5.43	H
	3392	-59.77	-13	-46.77	-76.21	-63.57	1.57	7.52	H
	1696	-58.16	-13	-45.16	-65.87	-59.76	1.00	4.75	V
	2536	-46.88	-13	-33.88	-62.25	-48.86	1.30	5.43	V
	3392	-60.27	-13	-47.27	-76.14	-64.07	1.57	7.52	V

Remark: Spurious emissions within 30-1000MHz were found more than 20dB below limit line.



LTE Band 5 / 5MHz / QPSK / RB Size 1 Offset 0									
Channel	Frequency (MHz)	ERP (dBm)	Limit (dBm)	Over Limit (dB)	SPA Reading (dBm)	S.G. Power (dBm)	TX Cable loss (dB)	TX Antenna Gain (dBi)	Polarization (H/V)
Lowest	1651	-55.12	-13	-42.12	-64.75	-56.87	0.98	4.88	H
	2476	-46.88	-13	-33.88	-59.94	-48.77	1.28	5.33	H
	3301	-59.77	-13	-46.77	-76.28	-63.2	1.54	7.12	H
	1651	-57.79	-13	-44.79	-65.36	-59.54	0.98	4.88	V
	2476	-45.87	-13	-32.87	-61.2	-47.76	1.28	5.33	V
	3301	-61.14	-13	-48.14	-76.49	-64.57	1.54	7.12	V
Middle	1672	-50.36	-13	-37.36	-59.62	-52.04	0.99	4.82	H
	2504	-52.25	-13	-39.25	-65.7	-54.21	1.29	5.40	H
	3340	-59.62	-13	-46.62	-75.64	-63.21	1.55	7.30	H
	1672	-49.74	-13	-36.74	-56.95	-51.42	0.99	4.82	V
	2504	-47.41	-13	-34.41	-62.69	-49.37	1.29	5.40	V
	3340	-60.16	-13	-47.16	-75.26	-63.75	1.55	7.30	V
Highest	1693	-57.02	-13	-44.02	-66.63	-58.63	1.00	4.76	H
	2536	-45.13	-13	-32.13	-58.63	-47.11	1.30	5.43	H
	3385	-59.97	-13	-46.97	-76.35	-63.75	1.57	7.49	H
	1693	-61.50	-13	-48.50	-69.34	-63.11	1.00	4.76	V
	2536	-42.81	-13	-29.81	-58.25	-44.79	1.30	5.43	V
	3385	-60.73	-13	-47.73	-76.37	-64.51	1.57	7.49	V

Remark: Spurious emissions within 30-1000MHz were found more than 20dB below limit line.



LTE Band 5 / 10MHz / QPSK / RB Size 1 Offset 0									
Channel	Frequency (MHz)	ERP (dBm)	Limit (dBm)	Over Limit (dB)	SPA Reading (dBm)	S.G. Power (dBm)	TX Cable loss (dB)	TX Antenna Gain (dBi)	Polarization (H/V)
Lowest	1648	-55.06	-13	-42.06	-64.63	-56.82	0.98	4.89	H
	2472	-54.39	-13	-41.39	-67.81	-56.27	1.28	5.32	H
	3296	-59.34	-13	-46.34	-75.58	-62.75	1.54	7.10	H
	1648	-56.85	-13	-43.85	-64.59	-58.61	0.98	4.89	V
	2472	-50.60	-13	-37.60	-66	-52.48	1.28	5.32	V
	3296	-60.11	-13	-47.11	-75.8	-63.52	1.54	7.10	V
Middle	1664	-46.50	-13	-33.50	-56.09	-48.21	0.98	4.84	H
	2496	-51.66	-13	-38.66	-64.85	-53.61	1.29	5.39	H
	3328	-58.28	-13	-45.28	-75.24	-61.82	1.55	7.24	H
	1664	-48.57	-13	-35.57	-55.63	-50.28	0.98	4.84	V
	2496	-46.67	-13	-33.67	-61.87	-48.62	1.29	5.39	V
	3328	-60.54	-13	-47.54	-75.34	-64.08	1.55	7.24	V
Highest	1680	-52.45	-13	-39.45	-61.69	-54.1	0.99	4.80	H
	2520	-50.12	-13	-37.12	-63.53	-52.09	1.30	5.42	H
	3360	-58.71	-13	-45.71	-75.24	-62.38	1.56	7.38	H
	1680	-56.62	-13	-43.62	-63.57	-58.27	0.99	4.80	V
	2520	-46.31	-13	-33.31	-61.73	-48.28	1.30	5.42	V
	3360	-60.14	-13	-47.14	-75.84	-63.81	1.56	7.38	V

Remark: Spurious emissions within 30-1000MHz were found more than 20dB below limit line.



LTE Band 7 / 5MHz / QPSK / RB Size 1 Offset 0									
Channel	Frequency (MHz)	EIRP (dBm)	Limit (dBm)	Over Limit (dB)	SPA Reading (dBm)	S.G. Power (dBm)	TX Cable loss (dB)	TX Antenna Gain (dBi)	Polarization (H/V)
Lowest	5000	-48.67	-25	-23.67	-71.53	-56.03	2.34	9.70	H
	7500	-44.36	-25	-19.36	-73.03	-53.73	2.43	11.80	H
	10000	-34.97	-25	-9.97	-66.56	-44.47	2.70	12.20	H
	5000	-50.96	-25	-25.96	-72.26	-58.32	2.34	9.70	V
	7500	-45.63	-25	-20.63	-74	-55	2.43	11.80	V
	10000	-39.56	-25	-14.56	-69.44	-49.06	2.70	12.20	V
Middle	5064	-48.54	-25	-23.54	-71.24	-55.87	2.37	9.70	H
	7600	-44.17	-25	-19.17	-72.49	-53.63	2.40	11.86	H
	10132	-35.20	-25	-10.20	-66.77	-44.76	2.70	12.25	H
	5064	-49.76	-25	-24.76	-71.35	-57.09	2.37	9.70	V
	7600	-43.11	-25	-18.11	-71.11	-52.57	2.40	11.86	V
	10132	-40.59	-25	-15.59	-70.78	-50.15	2.70	12.25	V
Highest	5132	-46.34	-25	-21.34	-69.16	-53.63	2.41	9.70	H
	7696	-42.03	-25	-17.03	-70.6	-51.58	2.37	11.92	H
	10260	-34.80	-25	-9.80	-66.47	-44.41	2.69	12.30	H
	5132	-47.84	-25	-22.84	-69.81	-55.13	2.41	9.70	V
	7696	-41.13	-25	-16.13	-69.08	-50.68	2.37	11.92	V
	10260	-38.40	-25	-13.40	-68.91	-48.01	2.69	12.30	V

Remark: Spurious emissions within 30-1000MHz were found more than 20dB below limit line.



LTE Band 7 / 10MHz / QPSK / RB Size 1 Offset 0									
Channel	Frequency (MHz)	EIRP (dBm)	Limit (dBm)	Over Limit (dB)	SPA Reading (dBm)	S.G. Power (dBm)	TX Cable loss (dB)	TX Antenna Gain (dBi)	Polarization (H/V)
Lowest	5000	-49.28	-25	-24.28	-72.09	-56.64	2.34	9.70	H
	7504	-44.63	-25	-19.63	-73.28	-54	2.43	11.80	H
	10004	-34.36	-25	-9.36	-65.92	-43.86	2.70	12.20	H
	5000	-51.38	-25	-26.38	-73.81	-58.74	2.34	9.70	V
	7504	-44.09	-25	-19.09	-72.48	-53.46	2.43	11.80	V
	10004	-34.78	-25	-9.78	-64.7	-44.28	2.70	12.20	V
Middle	5060	-47.56	-25	-22.56	-70.39	-54.89	2.37	9.70	H
	7596	-46.41	-25	-21.41	-74.8	-55.87	2.40	11.86	H
	10124	-36.49	-25	-11.49	-68.1	-46.04	2.70	12.25	H
	5060	-49.78	-25	-24.78	-71.51	-57.11	2.37	9.70	V
	7592	-45.56	-25	-20.56	-73.5	-55.02	2.40	11.86	V
	10124	-37.65	-25	-12.65	-67.86	-47.2	2.70	12.25	V
Highest	5120	-47.15	-25	-22.15	-69.95	-54.44	2.41	9.70	H
	7680	-41.49	-25	-16.49	-69.86	-51.03	2.37	11.91	H
	10244	-34.36	-25	-9.36	-65.95	-43.96	2.69	12.30	H
	5120	-47.56	-25	-22.56	-69.38	-54.85	2.41	9.70	V
	7680	-43.00	-25	-18.00	-70.95	-52.54	2.37	11.91	V
	10244	-36.70	-25	-11.70	-67.2	-46.3	2.69	12.30	V

Remark: Spurious emissions within 30-1000MHz were found more than 20dB below limit line.



LTE Band 7 / 15MHz / QPSK / RB Size 1 Offset 0									
Channel	Frequency (MHz)	EIRP (dBm)	Limit (dBm)	Over Limit (dB)	SPA Reading (dBm)	S.G. Power (dBm)	TX Cable loss (dB)	TX Antenna Gain (dBi)	Polarization (H/V)
Lowest	5000	-48.97	-25	-23.97	-71.79	-56.33	2.34	9.70	H
	7504	-44.39	-25	-19.39	-73.08	-53.76	2.43	11.80	H
	10004	-36.12	-25	-11.12	-67.71	-45.62	2.70	12.20	H
	5000	-50.65	-25	-25.65	-71.98	-58.01	2.34	9.70	V
	7504	-45.75	-25	-20.75	-73.99	-55.12	2.43	11.80	V
	10004	-39.36	-25	-14.36	-69.33	-48.86	2.70	12.20	V
Middle	5056	-47.42	-25	-22.42	-70.17	-54.75	2.37	9.70	H
	7584	-43.79	-25	-18.79	-72.23	-53.24	2.40	11.85	H
	10112	-34.93	-25	-9.93	-66.6	-44.48	2.70	12.24	H
	5056	-49.31	-25	-24.31	-70.76	-56.64	2.37	9.70	V
	7584	-43.42	-25	-18.42	-71.4	-52.87	2.40	11.85	V
	10112	-38.37	-25	-13.37	-68.54	-47.92	2.70	12.24	V
Highest	5112	-47.08	-25	-22.08	-69.87	-54.38	2.40	9.70	H
	7668	-40.94	-25	-15.94	-69.41	-50.47	2.38	11.90	H
	10224	-33.71	-25	-8.71	-65.36	-43.3	2.69	12.29	H
	5112	-45.78	-25	-20.78	-67.63	-53.08	2.40	9.70	V
	7668	-41.21	-25	-16.21	-69.06	-50.74	2.38	11.90	V
	10224	-37.82	-25	-12.82	-68.28	-47.41	2.69	12.29	V

Remark: Spurious emissions within 30-1000MHz were found more than 20dB below limit line.



LTE Band 7 / 20MHz / QPSK / RB Size 1 Offset 0									
Channel	Frequency (MHz)	EIRP (dBm)	Limit (dBm)	Over Limit (dB)	SPA Reading (dBm)	S.G. Power (dBm)	TX Cable loss (dB)	TX Antenna Gain (dBi)	Polarization (H/V)
Lowest	5004	-48.67	-25	-23.67	-71.52	-56.03	2.34	9.70	H
	7504	-45.49	-25	-20.49	-74.06	-54.86	2.43	11.80	H
	10004	-35.55	-25	-10.55	-67.14	-45.05	2.70	12.20	H
	5004	-50.45	-25	-25.45	-71.95	-57.81	2.34	9.70	V
	7504	-45.37	-25	-20.37	-73.7	-54.74	2.43	11.80	V
	10004	-38.34	-25	-13.34	-68.26	-47.84	2.70	12.20	V
Middle	5052	-46.92	-25	-21.92	-69.78	-54.25	2.37	9.70	H
	7580	-43.56	-25	-18.56	-72	-53	2.40	11.85	H
	10104	-34.57	-25	-9.57	-66.23	-44.12	2.70	12.24	H
	5052	-48.87	-25	-23.87	-70.43	-56.2	2.37	9.70	V
	7580	-43.72	-25	-18.72	-71.91	-53.16	2.40	11.85	V
	10104	-38.77	-25	-13.77	-68.9	-48.32	2.70	12.24	V
Highest	5104	-46.09	-25	-21.09	-68.88	-53.39	2.40	9.70	H
	7652	-42.53	-25	-17.53	-70.94	-52.04	2.38	11.89	H
	10204	-36.29	-25	-11.29	-67.84	-45.88	2.70	12.28	H
	5104	-44.73	-25	-19.73	-66.5	-52.03	2.40	9.70	V
	7652	-40.98	-25	-15.98	-68.85	-50.49	2.38	11.89	V
	10204	-39.40	-25	-14.40	-69.74	-48.99	2.70	12.28	V

Remark: Spurious emissions within 30-1000MHz were found more than 20dB below limit line.