



# FCC RF Test Report

**APPLICANT** : Sony Mobile Communications Inc.  
**EQUIPMENT** : GSM/WCDMA/LTE Phone + Bluetooth, DTS/UNII  
a/b/g/n/ac, ANT+, and NFC  
**BRAND NAME** : Sony  
**FCC ID** : PY7-PM0881  
**STANDARD** : FCC Part 15 Subpart C §15.247  
**CLASSIFICATION** : (DTS) Digital Transmission System

The product was received on Jul. 16, 2015 and testing was completed on Aug. 25, 2015. We, SPORTON INTERNATIONAL INC., would like to declare that the tested sample has been evaluated in accordance with the test procedures and has been in compliance with the applicable technical standards.

The test results in this report apply exclusively to the tested model / sample. Without written approval of SPORTON INTERNATIONAL INC., the test report shall not be reproduced except in full.

Reviewed by: Joseph Lin / Supervisor

Approved by: Jones Tsai / Manager



## **SPORTON INTERNATIONAL INC.**

**No. 52, Hwa Ya 1<sup>st</sup> Rd., Hwa Ya Technology Park, Kwei-Shan District, Tao Yuan City, Taiwan, R.O.C.**

SPORTON INTERNATIONAL INC.

TEL : 886-3-327-3456

FAX : 886-3-328-4978

FCC ID : PY7-PM0881

Page Number : 1 of 43

Report Issued Date : Sep. 08, 2015

Report Version : Rev. 01

Report Template No.: BU5-FR15CWL MA Version 1.0



# TABLE OF CONTENTS

**REVISION HISTORY..... 3**

**SUMMARY OF TEST RESULT ..... 4**

**1 GENERAL DESCRIPTION ..... 5**

    1.1 Applicant ..... 5

    1.2 Manufacturer ..... 5

    1.3 Product Feature of Equipment Under Test..... 5

    1.4 Modification of EUT ..... 6

    1.5 Testing Location ..... 6

    1.6 Applicable Standards..... 6

**2 TEST CONFIGURATION OF EQUIPMENT UNDER TEST ..... 7**

    2.1 Carrier Frequency and Channel ..... 7

    2.2 Pre-Scanned RF Power ..... 8

    2.3 Test Mode ..... 8

    2.4 Connection Diagram of Test System ..... 9

    2.5 Support Unit used in test configuration and system ..... 10

    2.6 EUT Operation Test Setup ..... 10

    2.7 Measurement Results Explanation Example..... 10

**3 TEST RESULT ..... 11**

    3.1 6dB Bandwidth Measurement ..... 11

    3.2 Peak Output Power Measurement ..... 13

    3.3 Power Spectral Density Measurement ..... 14

    3.4 Conducted Band Edges and Spurious Emission Measurement ..... 16

    3.5 Radiated Band Edges and Spurious Emission Measurement ..... 32

    3.6 AC Conducted Emission Measurement..... 36

    3.7 Antenna Requirements ..... 40

**4 LIST OF MEASURING EQUIPMENT ..... 41**

**5 UNCERTAINTY OF EVALUATION ..... 43**

**APPENDIX A. CONDUCTED TEST RESULTS**

**APPENDIX B. RADIATED TEST RESULTS**

**APPENDIX C. RADIATED SPURIOUS EMISSION PLOTS**





### SUMMARY OF TEST RESULT

| Report Section | FCC Rule           | Description  | Limit                          | Result | Remark                              |
|----------------|--------------------|--|--------------------------------|--------|-------------------------------------|
| 3.1            | 15.247(a)(2)       | 6dB Bandwidth                                      | $\geq 0.5\text{MHz}$           | Pass   | -                                   |
| 3.2            | 15.247(b)          | Power Output Measurement                           | $\leq 30\text{dBm}$            | Pass   | -                                   |
| 3.3            | 15.247(e)          | Power Spectral Density                             | $\leq 8\text{dBm}/3\text{kHz}$ | Pass   | -                                   |
| 3.4            | 15.247(d)          | Conducted Band Edges                               | $\leq 20\text{dBc}$            | Pass   | -                                   |
|                |                    | Conducted Spurious Emission                        |                                | Pass   | -                                   |
| 3.5            | 15.247(d)          | Radiated Band Edges and Radiated Spurious Emission | 15.209(a) & 15.247(d)          | Pass   | Under limit 3.49 dB at 2483.520 MHz |
| 3.6            | 15.207             | AC Conducted Emission                              | 15.207(a)                      | Pass   | Under limit 18.60 dB at 0.678 MHz   |
| 3.7            | 15.203 & 15.247(b) | Antenna Requirement                                | N/A                            | Pass   | -                                   |

**Remark:** The FR571618C report reuses test data from the FR571617C report.



# 1 General Description

## 1.1 Applicant

**Sony Mobile Communications Inc.**  
Nya Vattentorget, 22188 Lund, Sweden

## 1.2 Manufacturer

**Sony Mobile Communications Inc.**  
1-8-15 Konan, Minato-ku, Tokyo, 108-0075, Japan

## 1.3 Product Feature of Equipment Under Test

GSM/WCDMA/LTE, Bluetooth, DTS/UNII a/b/g/n/ac, ANT+, NFC, and GPS

| Product Specification subjective to this standard |   |
|---|---|
| Antenna Type / Gain                               | Monopole Antenna type with gain -2.16 dBi |

| EUT Information List |            |              |            |                            |
|----------------------|------------|--------------|------------|----------------------------|
| IMEI                 | HW Version | SW Version   | S/N        | Performed Test Item        |
| 004402455123178      | A          | 32.0.A.0.287 | CB5A273TPX | RF conducted measurement   |
| 004402455122311      |            |              | CB5A273TF4 | Radiated Spurious Emission |
| 004402455122410      |            |              | CB5A273THY | Conducted Emission         |

| Accessory List |   |
|----------------|---|
| AC Adapter     | Model No. : UCH20   |
|                | Type No. : AC-0061-US   |
|                | S/N :<br>2115W15500021 (for radiated spurious emission)<br>5815W22500112 (for conducted emission)     |
| Earphone       | Model No. : MDR-NC31E   |
|                | Type No. : AG-1110  |
| USB Cable      | Model No. : UCB11   |
|                | Type No. : AI-0120  |
|                | S/N :<br>1522A731000010A (for radiated spurious emission)<br>1512A73E0001BD0 (for conducted emission) |

**Note:**

1. Above EUT list and accessory list used are electrically identical per declared by manufacturer.
2. Above the accessories list are used to exercise the EUT during test.
3. For other wireless features of this EUT, test report will be issued separately.



### 1.4 Modification of EUT

No modifications are made to the EUT during all test items.

### 1.5 Testing Location

Sporton Lab is accredited to ISO 17025 by Taiwan Accreditation Foundation (TAF code : 1190) and the FCC designation No. TW1022 under the FCC 2.948(e) by Mutual Recognition Agreement (MRA) in FCC Test.

|                           |  |         |           |
|---------------------------|--|---------|-----------|
| <b>Test Site</b>          | SPORTON INTERNATIONAL INC.   |         |           |
| <b>Test Site Location</b> | No. 52, Hwa Ya 1 <sup>st</sup> Rd., Hwa Ya Technology Park,<br>Kwei-Shan District, Tao Yuan City, Taiwan, R.O.C.<br>TEL: +886-3-327-3456<br>FAX: +886-3-328-4978 |         |           |
| <b>Test Site No.</b>      | <b>Sporton Site No.</b>  |         |           |
|                           | TH05-HY  | CO05-HY | 03CH07-HY |

**Note:** The test site complies with ANSI C63.4 2009 requirement.

### 1.6 Applicable Standards

According to the specifications of the manufacturer, the EUT must comply with the requirements of the following standards:

- FCC Part 15 Subpart C §15.247
- FCC KDB Publication No. 558074 D01 DTS Meas. Guidance v03r03
- FCC KDB 662911 D01 Multiple Transmitter Output v02r01.
- ANSI C63.10-2009

**Remark:**

1. All test items were verified and recorded according to the standards and without any deviation during the test.
2. FCC permits the use of the 1.5 meter table for frequency above 1GHz as an alternative in C63.10-2013 through inquiry tracking number 961829.



## 2 Test Configuration of Equipment Under Test

The EUT has been associated with peripherals and configuration operated in a manner tended to maximize its emission characteristics in a typical application. Frequency range investigated: conducted emission (150 kHz to 30 MHz) and radiated emission (9 kHz to the 10th harmonic of the highest fundamental frequency or to 40 GHz, whichever is lower). For radiated measurement, pre-scanned in three orthogonal panels, X, Y, Z. The worst cases (Y plane) were recorded in this report.

The final configuration from all the combinations and the worst-case data rates were investigated by measuring the maximum power across all the data rates and modulation modes under section 2.2.

Based on the worst configuration found above, the RF power setting is set individually to meet FCC compliance limit for the final conducted and radiated tests shown in section 2.3.

### 2.1 Carrier Frequency and Channel

| Frequency Band  | Channel | Freq. (MHz) | Channel | Freq. (MHz) |
|-----------------|---------|-------------|---------|-------------|
| 2400-2483.5 MHz | 1       | 2412        | 8       | 2447        |
|                 | 2       | 2417        | 9       | 2452        |
|                 | 3       | 2422        | 10      | 2457        |
|                 | 4       | 2427        | 11      | 2462        |
|                 | 5       | 2432        | 12      | 2467        |
|                 | 6       | 2437        | 13      | 2472        |
|                 | 7       | 2442        |         |             |



### 2.2 Pre-Scanned RF Power

Preliminary tests were performed in different data rate and data rate associated with the highest power were chosen for full test shown in the following tables.

| 2.4GHz 802.11b mode |        |        |          |         |
|---------------------|--------|--------|----------|---------|
| Data Rate (MHz)     | 1M bps | 2M bps | 5.5M bps | 11M bps |
| Peak Power (dBm)    | 15.81  | 15.78  | 15.78    | 15.80   |

| 2.4GHz 802.11g mode |        |        |         |         |         |         |         |         |
|---------------------|--------|--------|---------|---------|---------|---------|---------|---------|
| Data Rate (MHz)     | 6M bps | 9M bps | 12M bps | 18M bps | 24M bps | 36M bps | 48M bps | 54M bps |
| Peak Power (dBm)    | 23.19  | 23.08  | 22.84   | 22.79   | 22.19   | 22.48   | 22.88   | 23.11   |

| 2.4GHz 802.11n HT20 mode |       |       |       |       |       |       |       |       |
|--------------------------|-------|-------|-------|-------|-------|-------|-------|-------|
| Data Rate (MHz)          | MCS0  | MCS1  | MCS2  | MCS3  | MCS4  | MCS5  | MCS6  | MCS7  |
| Peak Power (dBm)         | 23.59 | 23.23 | 23.15 | 23.45 | 23.31 | 23.53 | 23.21 | 23.34 |

### 2.3 Test Mode

Final test mode of conducted test items and radiated spurious emissions are considering the modulation and worse data rates from the power table described in section 2.2.

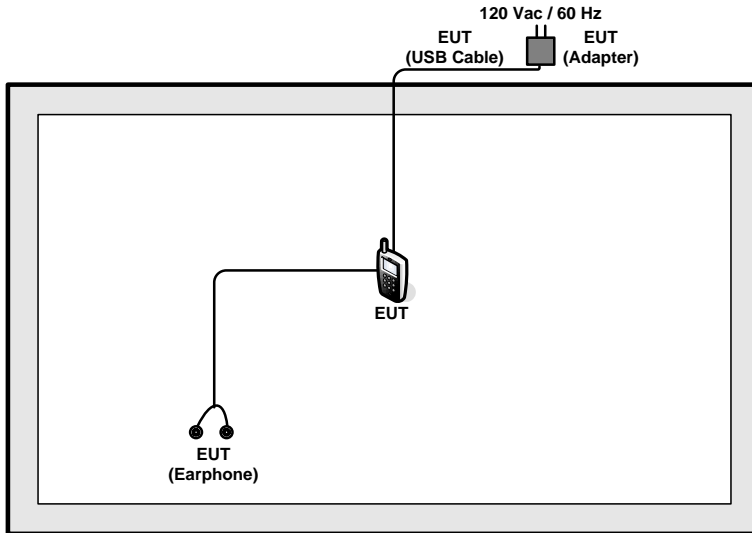
| Modulation   | Data Rate |
|--------------|-----------|
| 802.11b      | 1 Mbps    |
| 802.11g      | 6 Mbps    |
| 802.11n HT20 | MCS0      |

| Test Cases            |  |
|-----------------------|--|
| AC Conducted Emission | Mode 1 : WLAN 2.4GHz Link + USB Cable (Charging from Adapter) + Earphone |

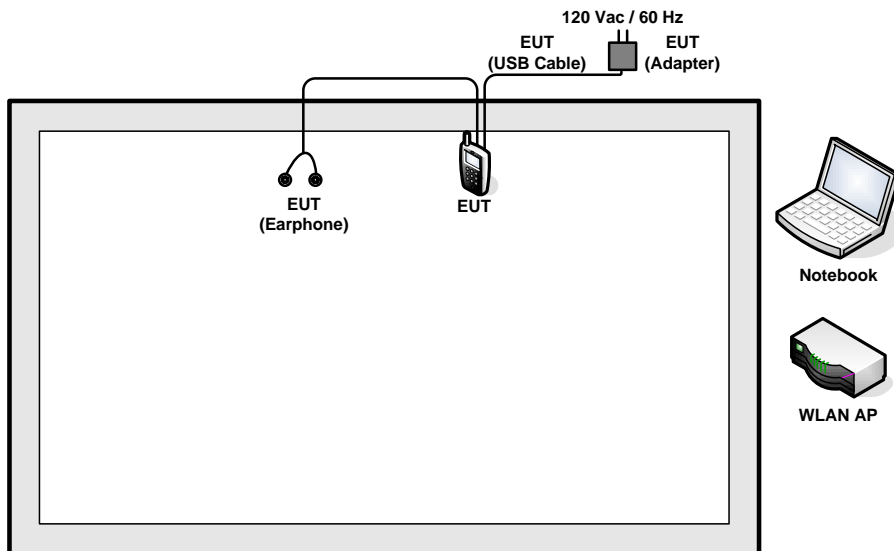


## 2.4 Connection Diagram of Test System

### <WLAN Tx Mode>



### <AC Conducted Emission Mode>





### 2.5 Support Unit used in test configuration and system

| Item | Equipment | Trade Name | Model Name        | FCC ID                                       | Data Cable | Power Cord   |
|------|-----------|------------|-------------------|--|------------|--|
| 1.   | WLAN AP   | D-Link     | DIR-865L          | KA2IR865LA1                                  | N/A        | Unshielded, 1.8 m  |
| 2.   | Notebook  | DELL       | Latitude<br>E6320 | FCC DoC/<br>Contains FCC ID:<br>QDS-BRCM1054 | N/A        | AC I/P:<br>Unshielded, 1.2 m<br>DC O/P:<br>Shielded, 1.8 m |
| 3.   | SD Card   | SanDisk    | MicroSD HC        | FCC DoC                                      | N/A        | N/A  |

### 2.6 EUT Operation Test Setup

For WLAN RF test items, an engineering test program was provided and enabled to make EUT continuous transmit/receive.

### 2.7 Measurement Results Explanation Example

For all conducted test items:

The offset level is set in the spectrum analyzer to compensate the RF cable loss and attenuator factor between EUT conducted output port and spectrum analyzer. With the offset compensation, the spectrum analyzer reading level is exactly the EUT RF output level.

Example:

The spectrum analyzer offset is derived from RF cable loss and attenuator factor.

*Offset = RF cable loss + attenuator factor.*

Following shows an offset computation example with cable loss 4.2 dB and 10dB attenuator.

$$\begin{aligned}
 \text{Offset}(dB) &= \text{RF cable loss}(dB) + \text{attenuator factor}(dB). \\
 &= 4.2 + 10 = 14.2 \text{ (dB)}
 \end{aligned}$$

### 3 Test Result

#### 3.1 6dB Bandwidth Measurement

##### 3.1.1 Limit of 6dB Bandwidth

The minimum 6 dB bandwidth shall be at least 500 kHz.

##### 3.1.2 Measuring Instruments

The measuring equipment is listed in the section 4 of this test report.

##### 3.1.3 Test Procedures

1. The testing follows FCC KDB Publication No. 558074 DTS D01 Meas. Guidance v03r03.
2. The RF output of EUT was connected to the spectrum analyzer by RF cable and attenuator. The path loss was compensated to the results for each measurement.
3. Set to the maximum power setting and enable the EUT transmit continuously.
4. Make the measurement with the spectrum analyzer's resolution bandwidth (RBW) = 100 kHz. Set the Video bandwidth (VBW) = 300 kHz. In order to make an accurate measurement. The 6 dB bandwidth must be greater than 500 kHz.
5. Measure and record the results in the test report.

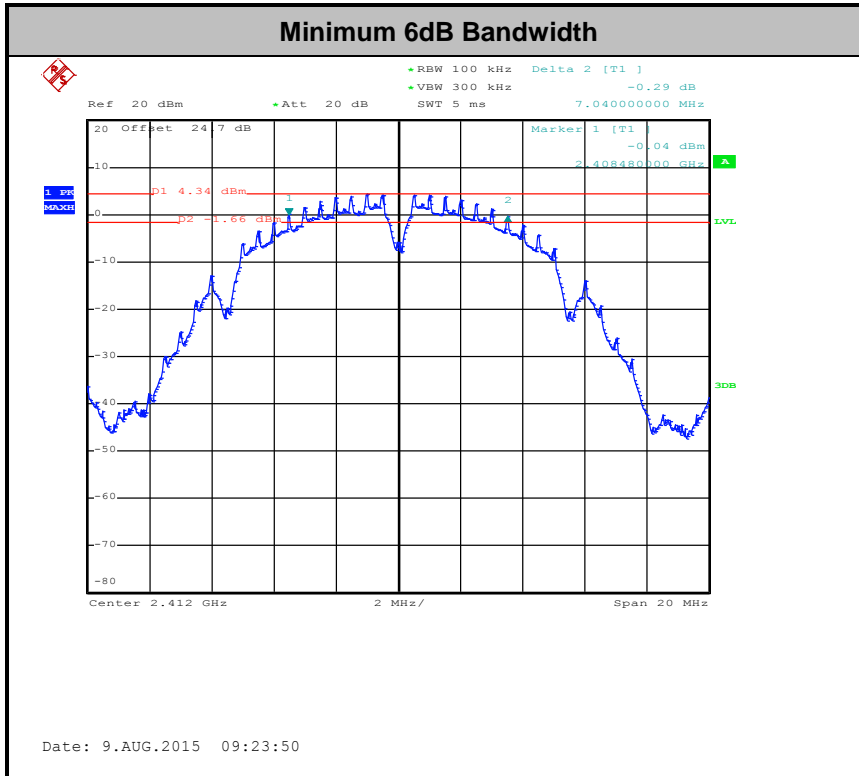
##### 3.1.4 Test Setup





### 3.1.5 Test Result of 6dB Occupied Bandwidth

Please refer to Appendix A of this test report.



## 3.2 Peak Output Power Measurement

### 3.2.1 Limit of Peak Output Power

For systems using digital modulation in the 2400-2483.5MHz, the limit for peak output power is 30dBm. If transmitting antenna with directional gain greater than 6dBi is used, the peak output power from the intentional radiator shall be reduced below the above stated value by the amount in dB that the directional gain of the antenna exceeds 6 dBi. In case of point-to-point operation, the limit has to be reduced by 1dB for every 3dB that the directional gain of the antenna exceeds 6dBi.

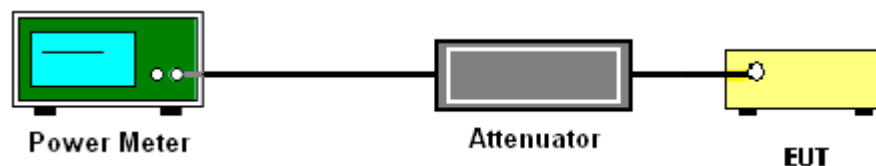
### 3.2.2 Measuring Instruments

The measuring equipment is listed in the section 4 of this test report.

### 3.2.3 Test Procedures

1. The testing follows the Measurement Procedure of FCC KDB No. 558074 DTS D01 Meas. Guidance v03r03.
2. The RF output of EUT was connected to the power meter by RF cable and attenuator. The path loss was compensated to the results for each measurement.
3. Set to the maximum power setting and enable the EUT transmit continuously.
4. Measure the conducted output power and record the results in the test report.
5. For MIMO mode, calculation method follows FCC KDB 662911 D01 Multiple Transmitter Output v02r01.

### 3.2.4 Test Setup



### 3.2.5 Test Result of Peak Output Power

Please refer to Appendix A of this test report.

### 3.2.6 Test Result of Average output Power (Reporting Only)

Please refer to Appendix A of this test report.



### 3.3 Power Spectral Density Measurement

#### 3.3.1 Limit of Power Spectral Density

The peak power spectral density shall not be greater than 8dBm in any 3kHz band at any time interval of continuous transmission.

#### 3.3.2 Measuring Instruments

The measuring equipment is listed in the section 4 of this test report.

#### 3.3.3 Test Procedures

1. The testing follows Measurement Procedure 10.2 Method PKPSD of FCC KDB Publication No. 558074 D01 DTS Meas. Guidance v03r03
2. The RF output of EUT was connected to the spectrum analyzer by RF cable and attenuator. The path loss was compensated to the results for each measurement.
3. Set to the maximum power setting and enable the EUT transmit continuously.
4. Make the measurement with the spectrum analyzer's resolution bandwidth (RBW) = 3 kHz. Video bandwidth VBW = 10 kHz In order to make an accurate measurement, set the span to 1.5 times DTS Channel Bandwidth. (6dB BW)
5. Detector = peak, Sweep time = auto couple, Trace mode = max hold, Allow trace to fully stabilize. Use the peak marker function to determine the maximum power level.
6. Measure and record the results in the test report.
7. For MIMO mode, calculation method follows FCC KDB 662911 D01 Multiple Transmitter Output v02r01.

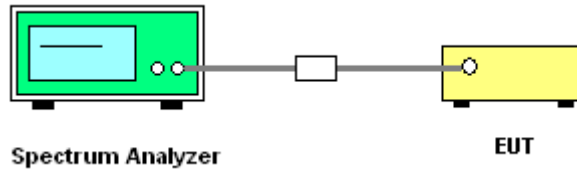
If measurements performed using method (2) plus  $10 \log(N)$  exceeds the emission limit, the test should choose method (1) before declaring that the device fails the emission limit.

Method (1): Measure and sum the spectra across the outputs.

The total final Power Spectral Density is from a device with 2 transmitter outputs. The spectrum measurements of the individual outputs are all performed with the same span and number of points, the spectrum value in the first spectral bin of output 1 is summed with that in the first spectral bin of output 2 to obtain the value for the first frequency bin of the summed spectrum.

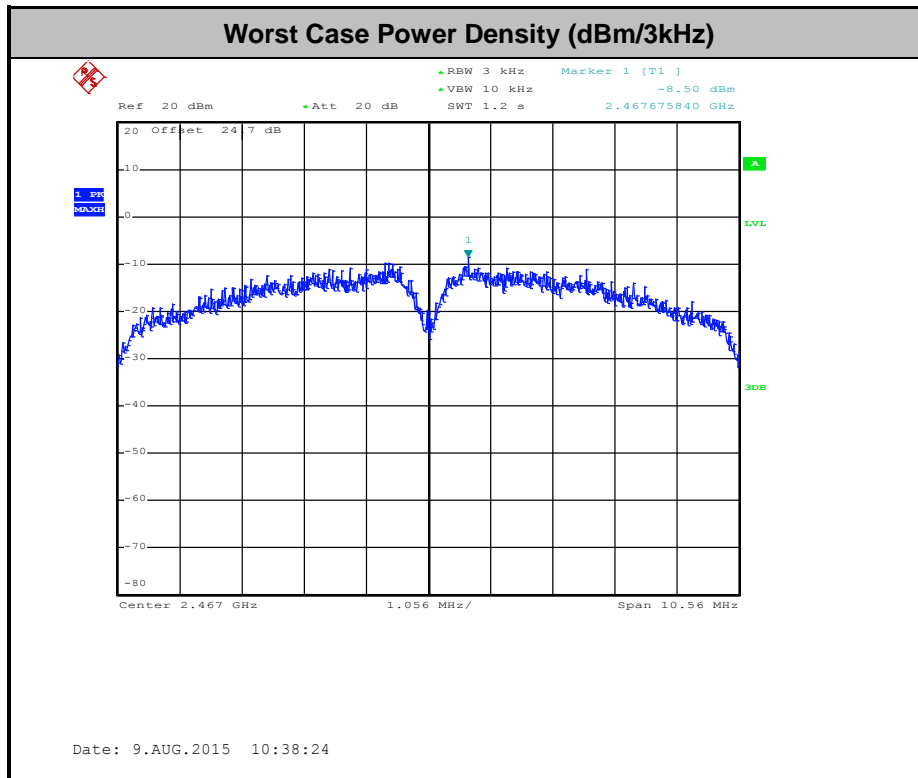
Method (2): Measure and add  $10 \log(N)$  dB, where N is the number of outputs. (N=2)

### 3.3.4 Test Setup



### 3.3.5 Test Result of Power Spectral Density

Please refer to Appendix A of this test report.



## 3.4 Conducted Band Edges and Spurious Emission Measurement

### 3.4.1 Limit of Conducted Band Edges and Spurious Emission Measurement

In any 100 kHz bandwidth outside of the authorized frequency band, the emissions which fall in the non-restricted bands shall be attenuated at least 20 dB / 30dB relative to the maximum PSD level in 100 kHz by RF conducted measurement and radiated emissions which fall in the restricted bands, as defined in Section 15.205(a), must also comply with the radiated emission limits specified in Section 15.209(a).

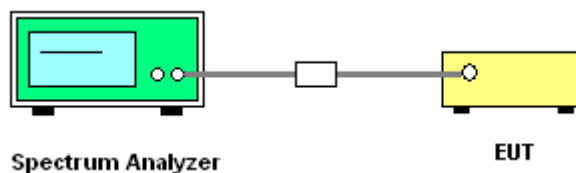
### 3.4.2 Measuring Instruments

The measuring equipment is listed in the section 4 of this test report.

### 3.4.3 Test Procedures

1. The testing follows FCC KDB Publication No. 558074 D01 DTS Meas. Guidance v03r03.
2. The RF output of EUT was connected to the spectrum analyzer by RF cable and attenuator. The path loss was compensated to the results for each measurement.
3. Set to the maximum power setting and enable the EUT transmit continuously.
4. Set RBW = 100 kHz, VBW=300 kHz, Peak Detector. Unwanted Emissions measured in any 100 kHz bandwidth outside of the authorized frequency band shall be attenuated by at least 20 dB relative to the maximum in-band peak PSD level in 100 kHz when maximum peak conducted output power procedure is used. If the transmitter complies with the conducted power limits based on the use of RMS averaging over a time interval, the attenuation required under this paragraph shall be 30 dB instead of 20 dB per 15.247(d).
5. Measure and record the results in the test report.
6. The RF fundamental frequency should be excluded against the limit line in the operating frequency band.

### 3.4.4 Test Setup





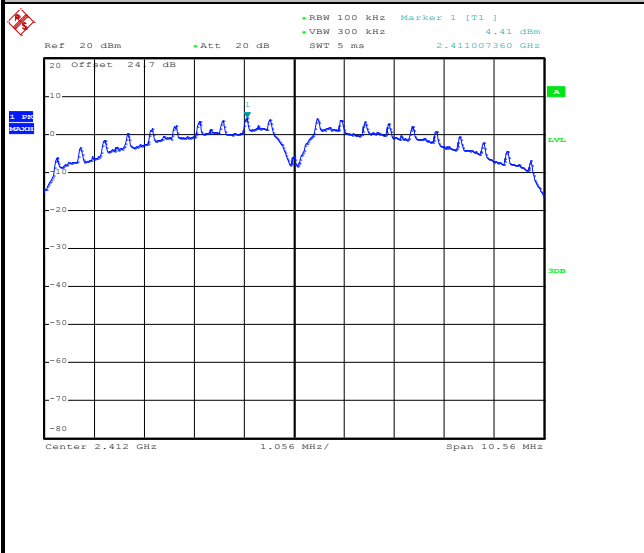


### 3.4.5 Test Result of Conducted Band Edges and Spurious Emission

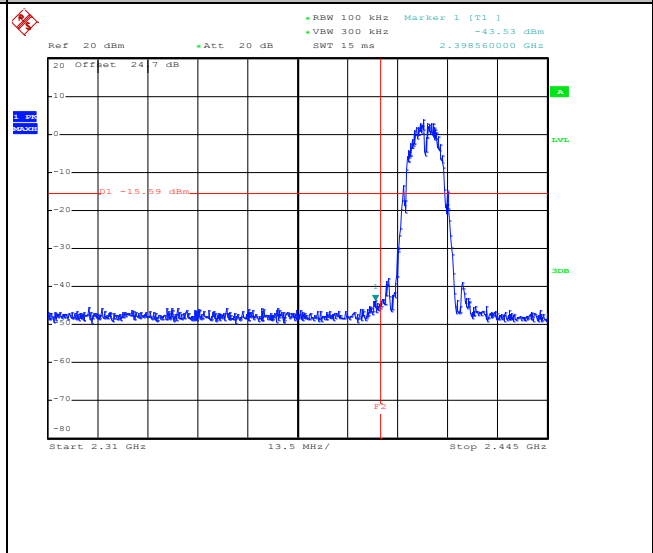
|                |            |                     |            |
|----------------|------------|---------------------|------------|
| Test Mode :    | 802.11b    | Temperature :       | 24~26°C    |
| Test Band :    | 2.4GHz Low | Relative Humidity : | 52~55%     |
| Test Channel : | 01         | Test Engineer :     | Stuart Lin |

#### WLAN 802.11b Channel 01

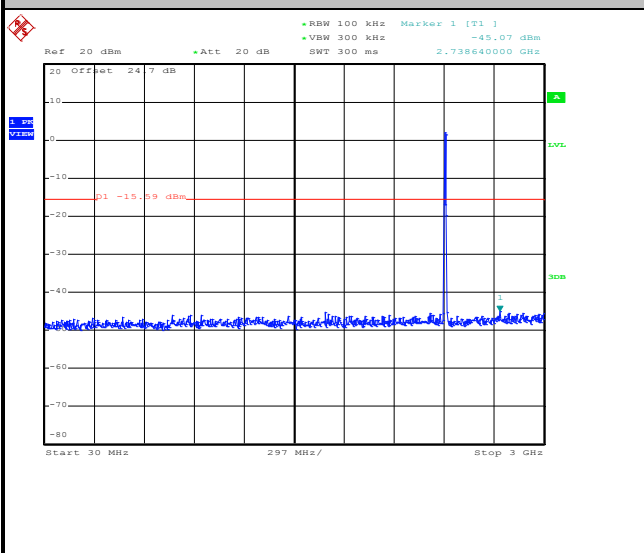
##### 100kHz PSD reference Level



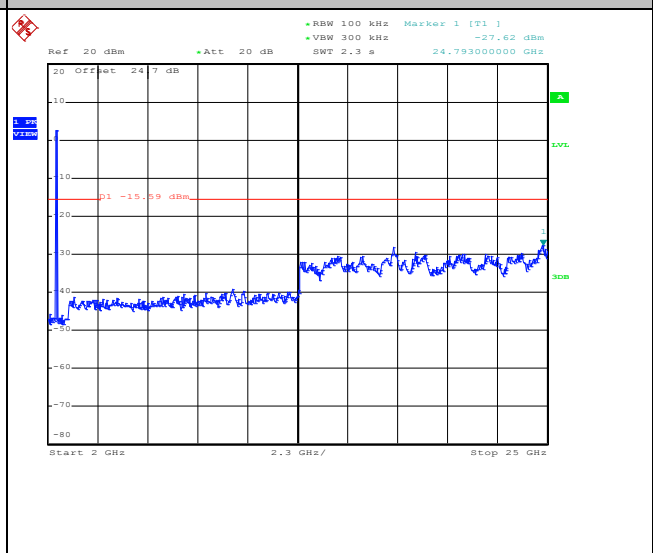
##### Low Channel Plot



##### Spurious Emission 30MHz~3GHz



##### Spurious Emission 2GHz~25GHz

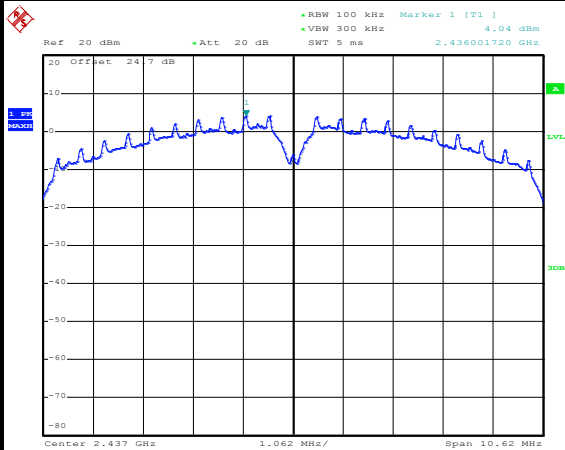




|                |            |                     |            |
|----------------|------------|---------------------|------------|
| Test Mode :    | 802.11b    | Temperature :       | 24~26°C    |
| Test Band :    | 2.4GHz Mid | Relative Humidity : | 52~55%     |
| Test Channel : | 06         | Test Engineer :     | Stuart Lin |

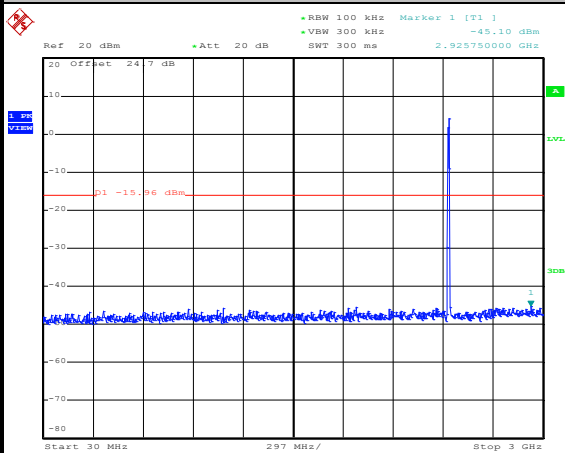
WLAN 802.11b Channel 06

100kHz PSD reference Level



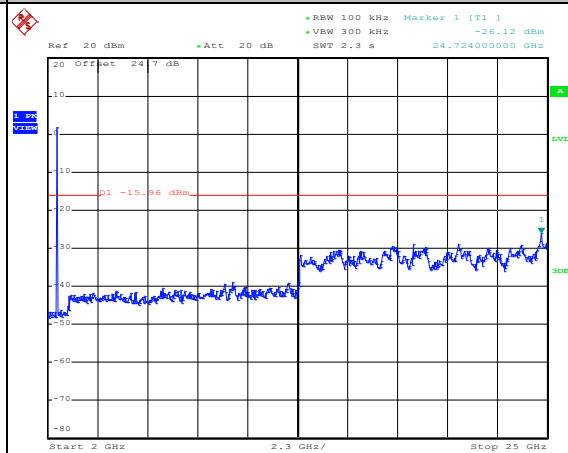
Date: 9.AUG.2015 09:30:58

Spurious Emission 30MHz~3GHz



Date: 9.AUG.2015 09:31:27

Spurious Emission 2GHz~25GHz



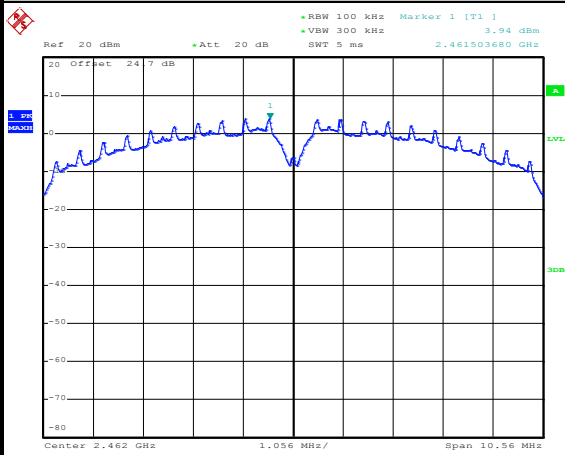
Date: 9.AUG.2015 09:31:45



|                |             |                     |            |
|----------------|-------------|---------------------|------------|
| Test Mode :    | 802.11b     | Temperature :       | 24~26°C    |
| Test Band :    | 2.4GHz High | Relative Humidity : | 52~55%     |
| Test Channel : | 11          | Test Engineer :     | Stuart Lin |

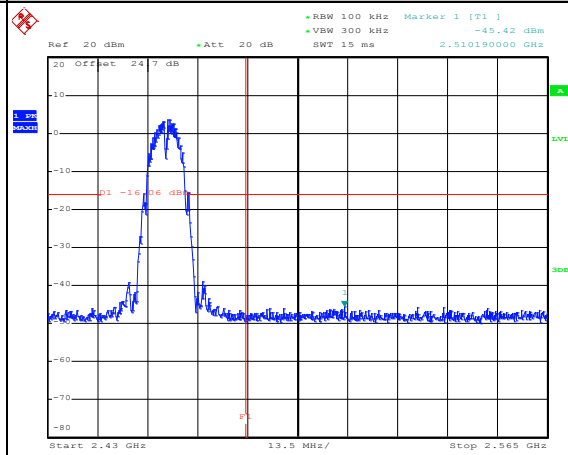
WLAN 802.11b Channel 11

100kHz PSD reference Level



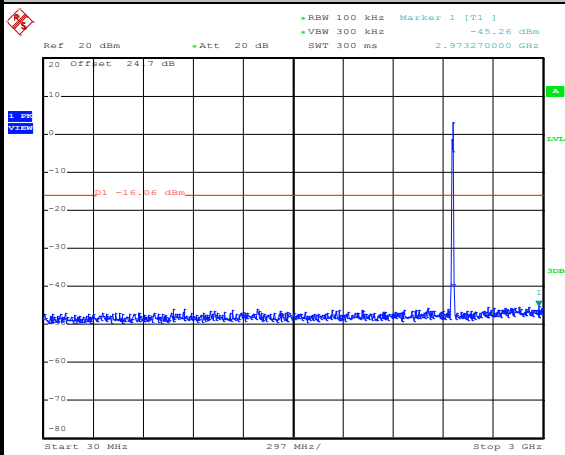
Date: 9.AUG.2015 09:35:14

High Channel Plot



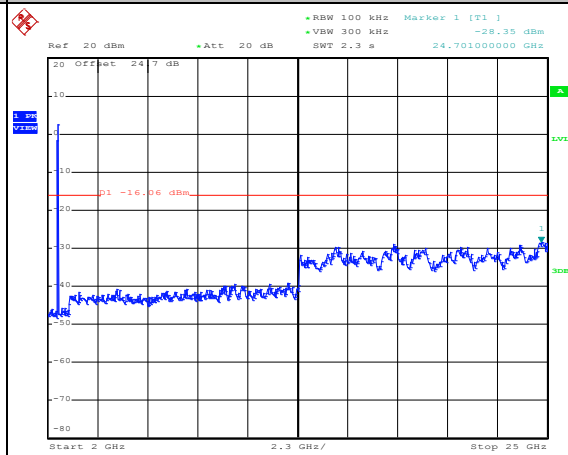
Date: 9.AUG.2015 09:35:50

Spurious Emission 30MHz~3GHz



Date: 9.AUG.2015 09:36:27

Spurious Emission 2GHz~25GHz



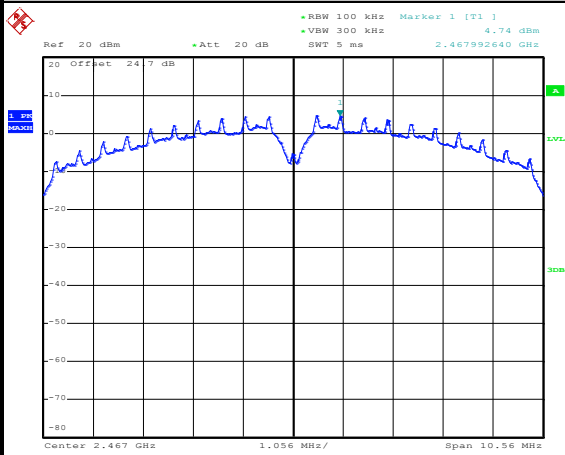
Date: 9.AUG.2015 09:36:45



|                |             |                     |            |
|----------------|-------------|---------------------|------------|
| Test Mode :    | 802.11b     | Temperature :       | 24~26°C    |
| Test Band :    | 2.4GHz High | Relative Humidity : | 52~55%     |
| Test Channel : | 12          | Test Engineer :     | Stuart Lin |

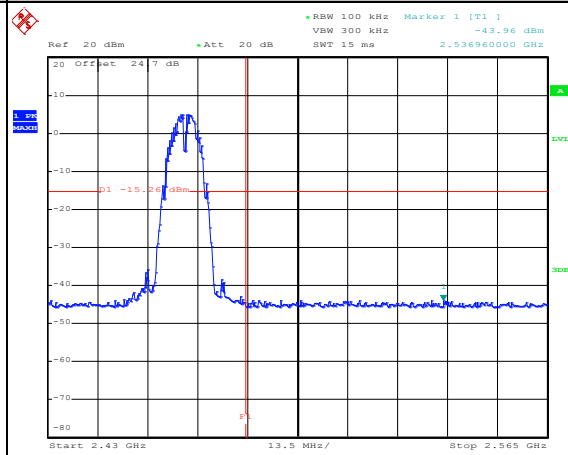
WLAN 802.11b Channel 12

100kHz PSD reference Level



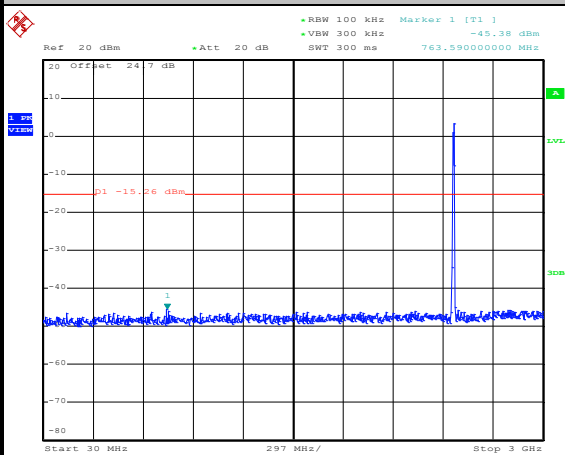
Date: 9.AUG.2015 10:38:54

High Channel Plot



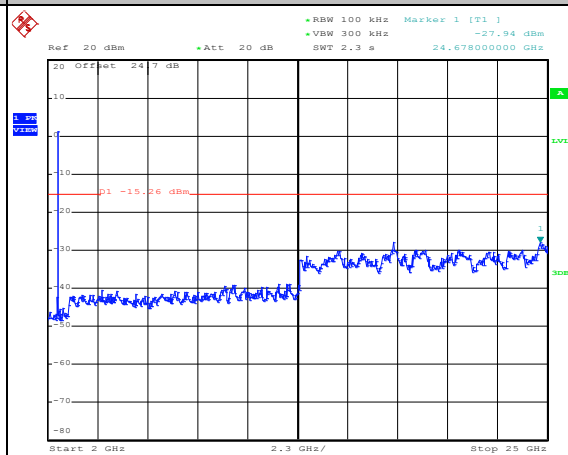
Date: 25.AUG.2015 14:09:17

Spurious Emission 30MHz~3GHz



Date: 9.AUG.2015 10:39:29

Spurious Emission 2GHz~25GHz



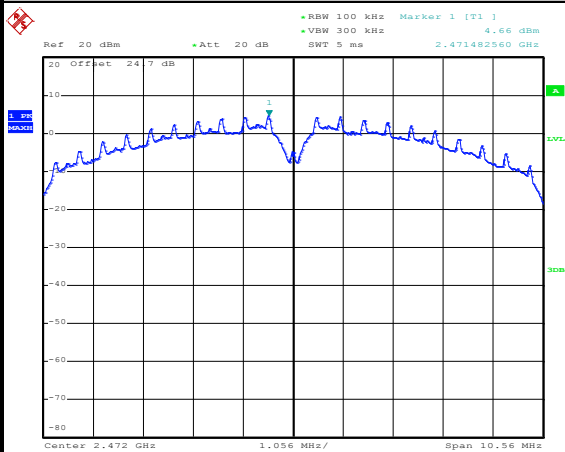
Date: 9.AUG.2015 10:39:47



|                |             |                     |            |
|----------------|-------------|---------------------|------------|
| Test Mode :    | 802.11b     | Temperature :       | 24~26°C    |
| Test Band :    | 2.4GHz High | Relative Humidity : | 52~55%     |
| Test Channel : | 13          | Test Engineer :     | Stuart Lin |

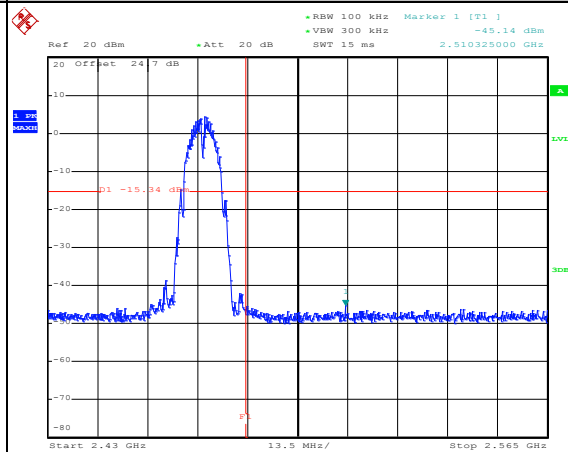
WLAN 802.11b Channel 13

100kHz PSD reference Level



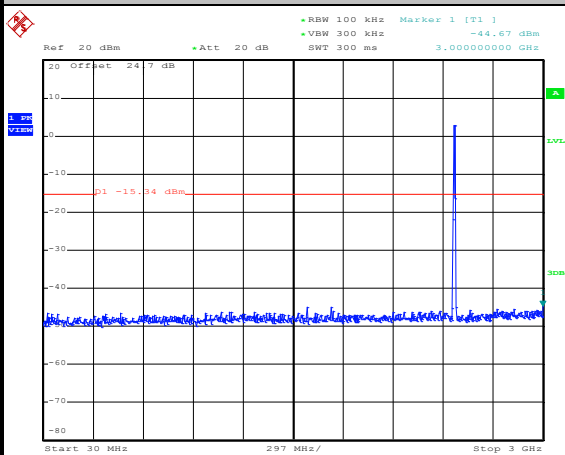
Date: 9.AUG.2015 10:41:49

High Channel Plot



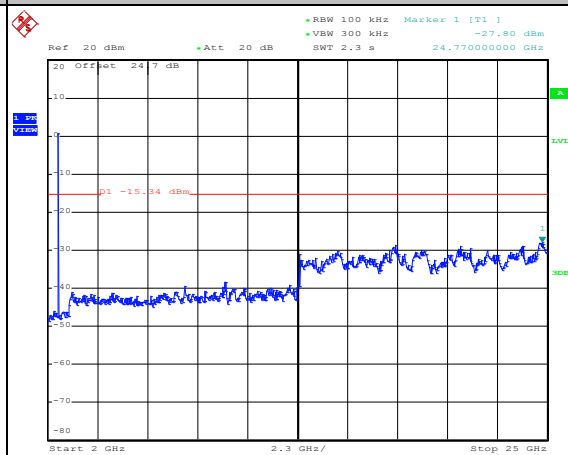
Date: 9.AUG.2015 10:42:21

Spurious Emission 30MHz~3GHz



Date: 9.AUG.2015 10:42:44

Spurious Emission 2GHz~25GHz



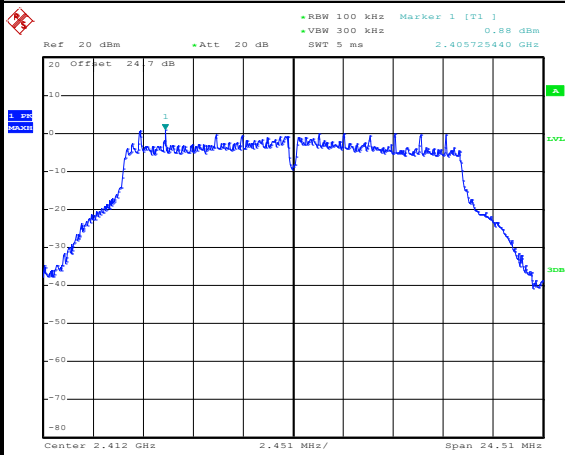
Date: 9.AUG.2015 10:43:02



|                |            |                     |            |
|----------------|------------|---------------------|------------|
| Test Mode :    | 802.11g    | Temperature :       | 24~26°C    |
| Test Band :    | 2.4GHz Low | Relative Humidity : | 52~55%     |
| Test Channel : | 01         | Test Engineer :     | Stuart Lin |

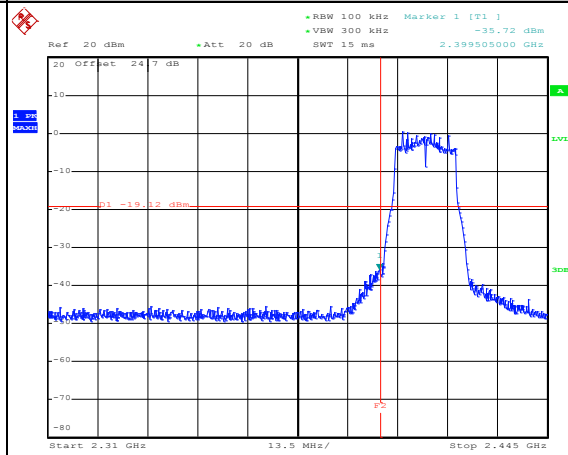
WLAN 802.11g Channel 01

100kHz PSD reference Level



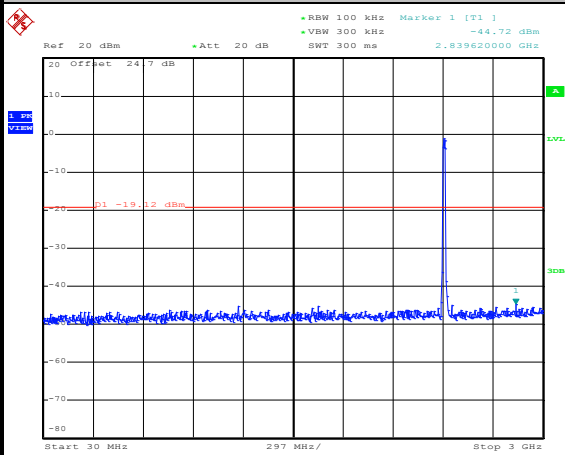
Date: 9.AUG.2015 09:40:56

Low Channel Plot



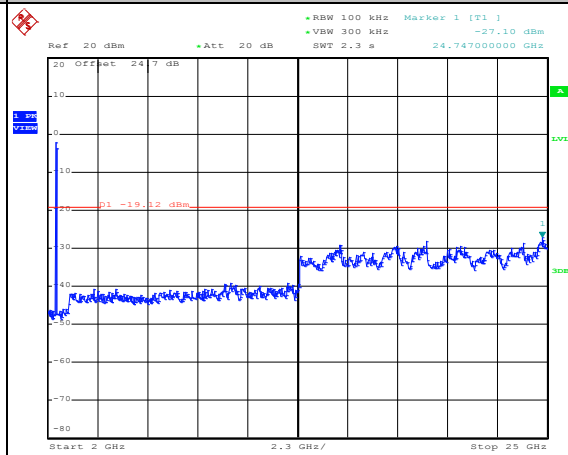
Date: 9.AUG.2015 09:41:14

Spurious Emission 30MHz~3GHz



Date: 9.AUG.2015 09:41:35

Spurious Emission 2GHz~25GHz



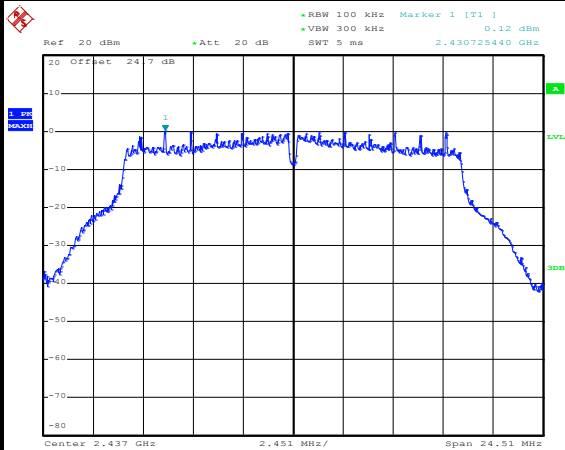
Date: 9.AUG.2015 09:41:53



|                |            |                     |            |
|----------------|------------|---------------------|------------|
| Test Mode :    | 802.11g    | Temperature :       | 24~26°C    |
| Test Band :    | 2.4GHz Mid | Relative Humidity : | 52~55%     |
| Test Channel : | 06         | Test Engineer :     | Stuart Lin |

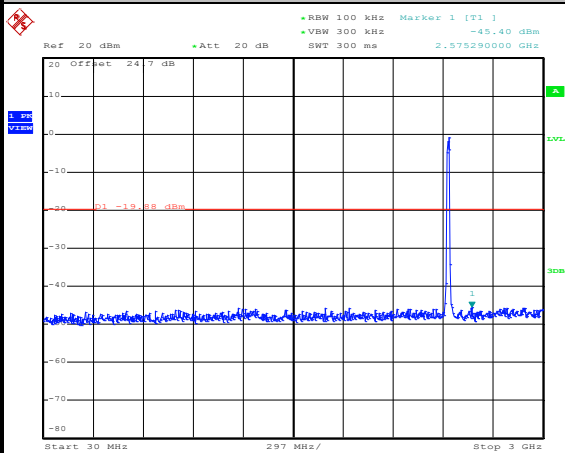
WLAN 802.11g Channel 06

100kHz PSD reference Level



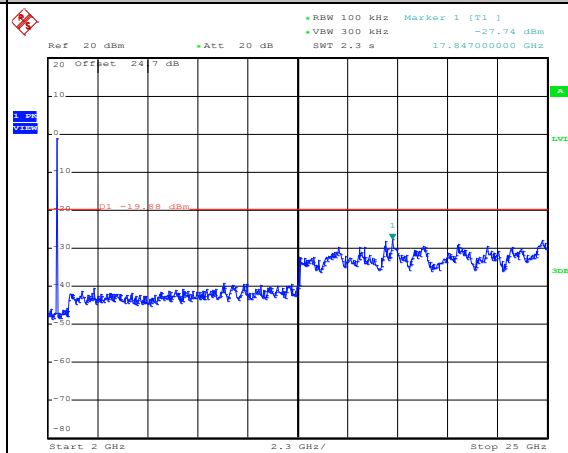
Date: 9.AUG.2015 09:45:55

Spurious Emission 30MHz~3GHz



Date: 9.AUG.2015 09:46:18

Spurious Emission 2GHz~25GHz



Date: 9.AUG.2015 09:46:36



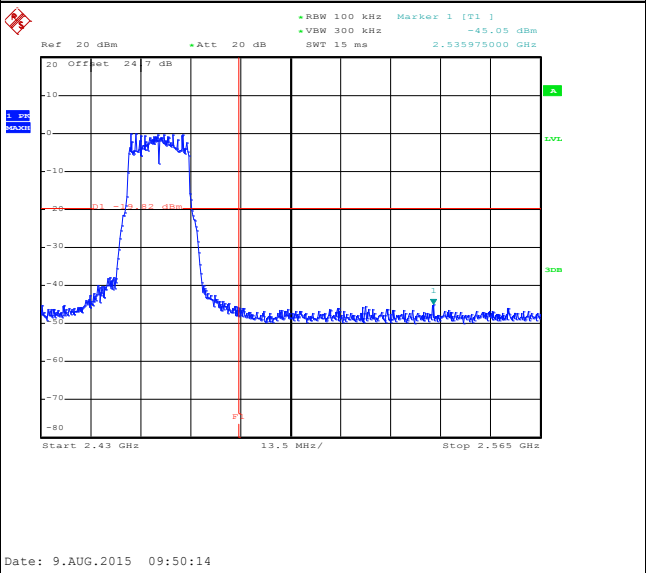
|                |             |                     |            |
|----------------|-------------|---------------------|------------|
| Test Mode :    | 802.11g     | Temperature :       | 24~26°C    |
| Test Band :    | 2.4GHz High | Relative Humidity : | 52~55%     |
| Test Channel : | 11          | Test Engineer :     | Stuart Lin |

WLAN 802.11g Channel 11

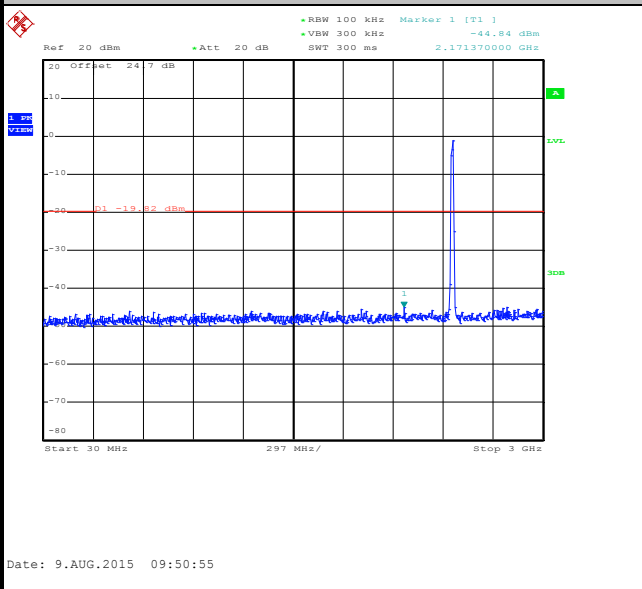
100kHz PSD reference Level



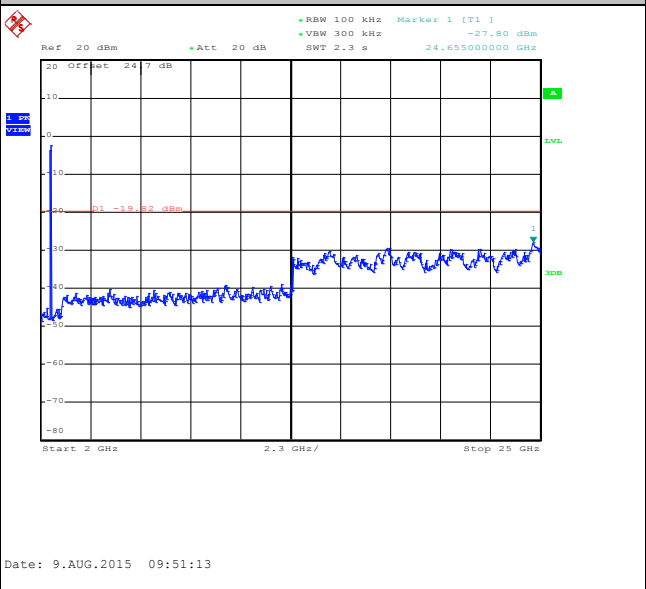
High Channel Plot



Spurious Emission 30MHz~3GHz



Spurious Emission 2GHz~25GHz



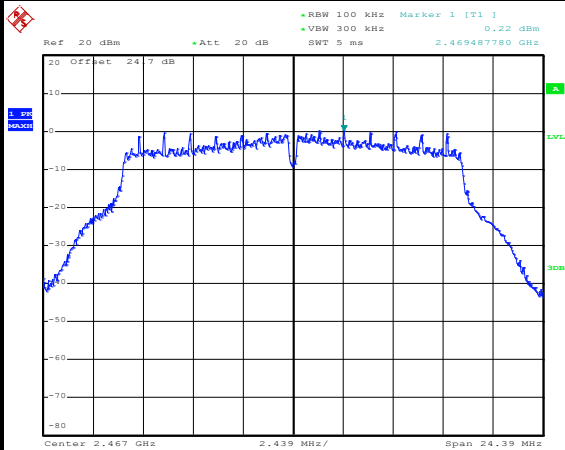




|                |             |                     |            |
|----------------|-------------|---------------------|------------|
| Test Mode :    | 802.11g     | Temperature :       | 24~26°C    |
| Test Band :    | 2.4GHz High | Relative Humidity : | 52~55%     |
| Test Channel : | 12          | Test Engineer :     | Stuart Lin |

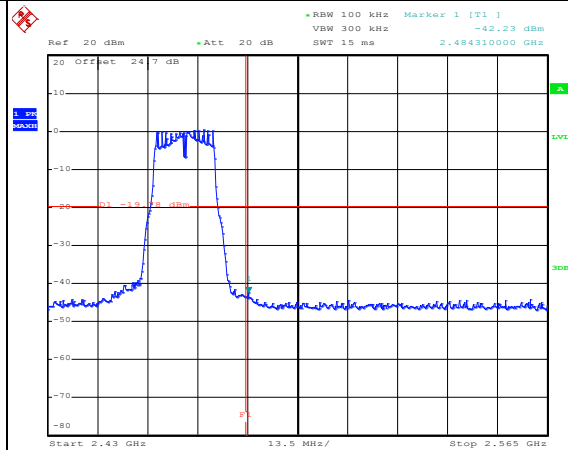
WLAN 802.11g Channel 12

100kHz PSD reference Level



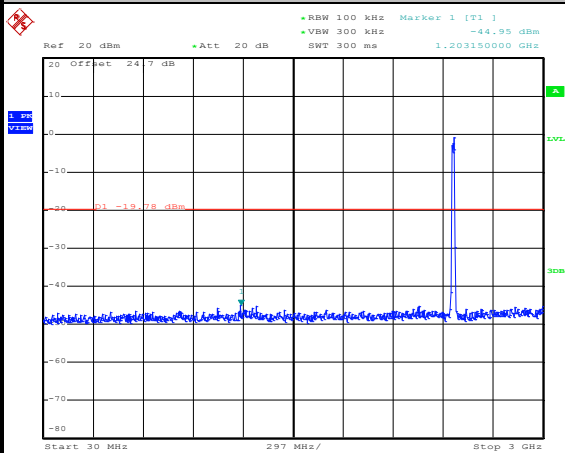
Date: 9.AUG.2015 10:27:30

High Channel Plot



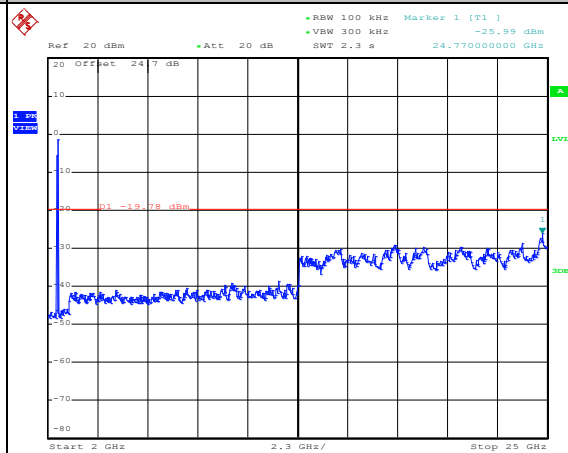
Date: 25.AUG.2015 17:40:35

Spurious Emission 30MHz~3GHz



Date: 9.AUG.2015 10:27:53

Spurious Emission 2GHz~25GHz



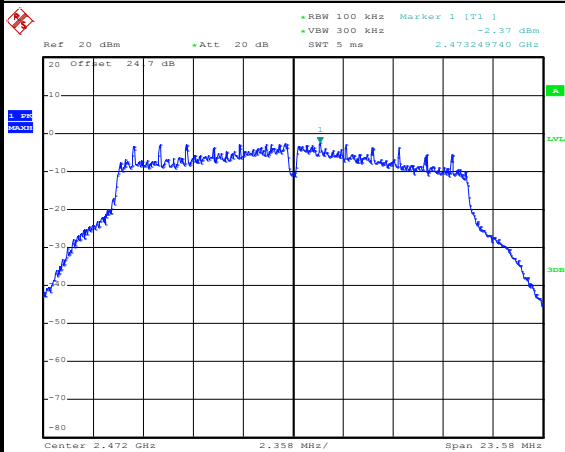
Date: 9.AUG.2015 10:28:10



|                |             |                     |            |
|----------------|-------------|---------------------|------------|
| Test Mode :    | 802.11g     | Temperature :       | 24~26°C    |
| Test Band :    | 2.4GHz High | Relative Humidity : | 52~55%     |
| Test Channel : | 13          | Test Engineer :     | Stuart Lin |

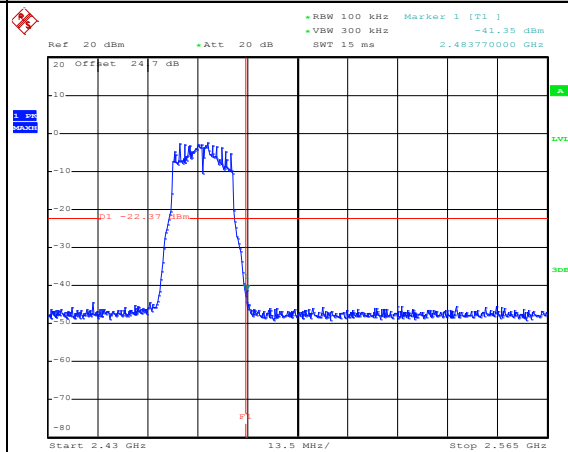
WLAN 802.11g Channel 13

100kHz PSD reference Level



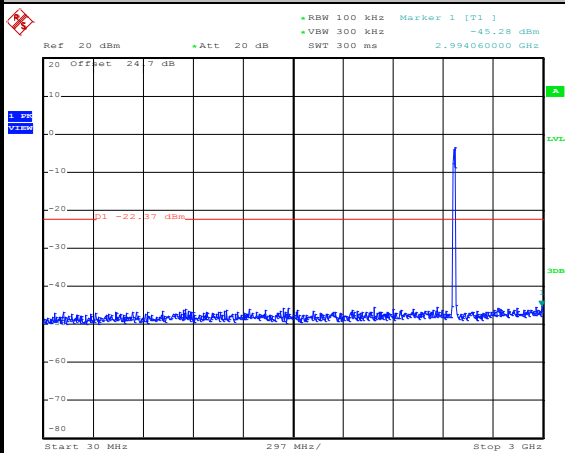
Date: 9.AUG.2015 10:31:12

High Channel Plot



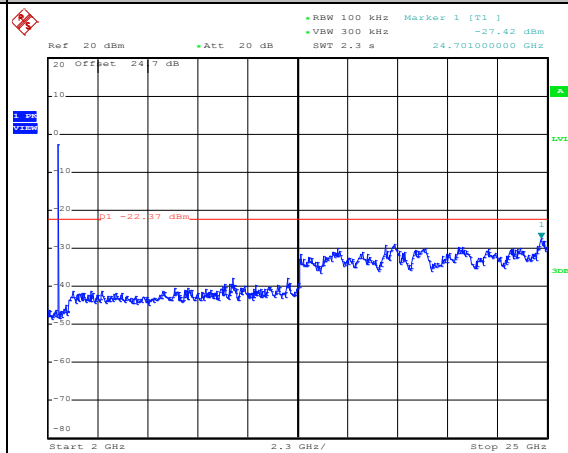
Date: 9.AUG.2015 10:35:46

Spurious Emission 30MHz~3GHz



Date: 9.AUG.2015 10:32:34

Spurious Emission 2GHz~25GHz



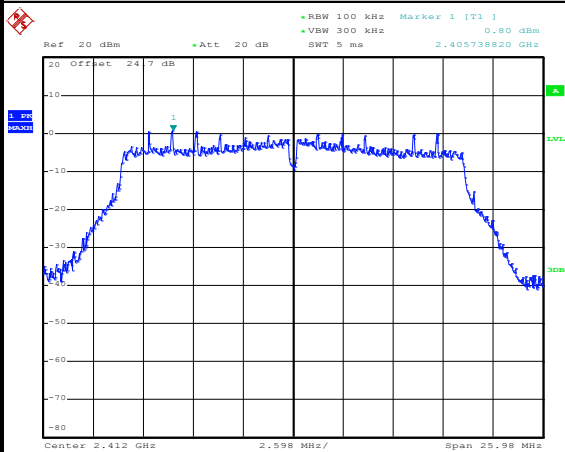
Date: 9.AUG.2015 10:32:52



|                |              |                     |            |
|----------------|--------------|---------------------|------------|
| Test Mode :    | 802.11n HT20 | Temperature :       | 24~26°C    |
| Test Band :    | 2.4GHz Low   | Relative Humidity : | 52~55%     |
| Test Channel : | 01           | Test Engineer :     | Stuart Lin |

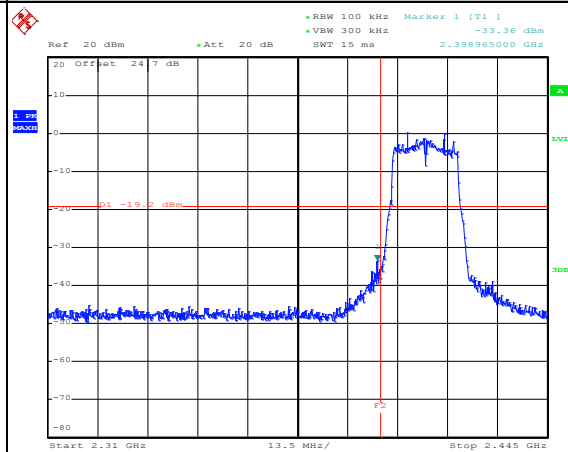
WLAN 802.11n HT20 Channel 01

100kHz PSD reference Level



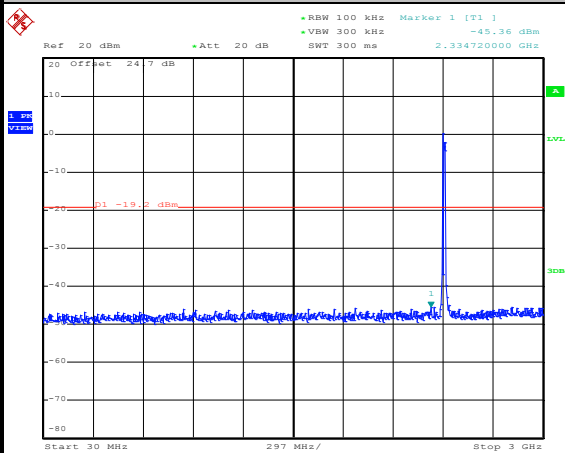
Date: 9.AUG.2015 10:01:21

Low Channel Plot



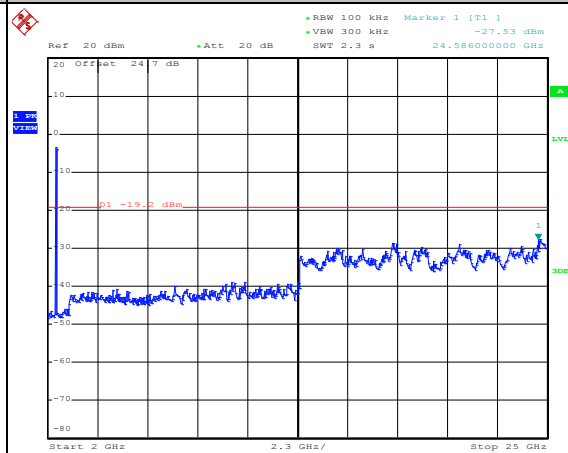
Date: 9.AUG.2015 10:01:47

Spurious Emission 30MHz~3GHz



Date: 9.AUG.2015 10:02:09

Spurious Emission 2GHz~25GHz



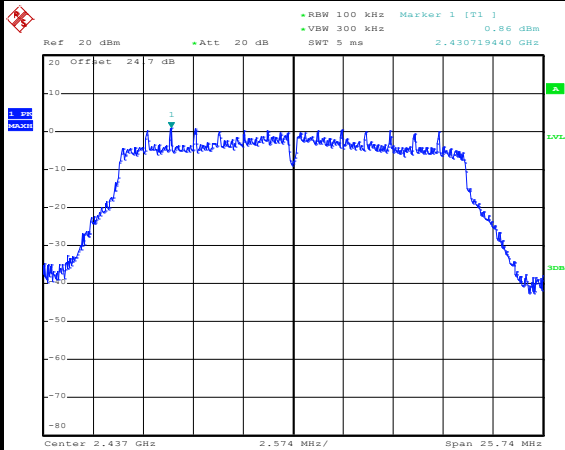
Date: 9.AUG.2015 10:02:27



|                |              |                     |            |
|----------------|--------------|---------------------|------------|
| Test Mode :    | 802.11n HT20 | Temperature :       | 24~26°C    |
| Test Band :    | 2.4GHz Mid   | Relative Humidity : | 52~55%     |
| Test Channel : | 06           | Test Engineer :     | Stuart Lin |

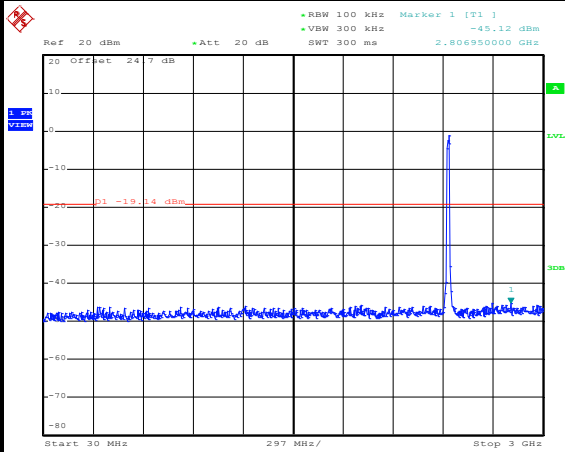
WLAN 802.11n HT20 Channel 06

100kHz PSD reference Level



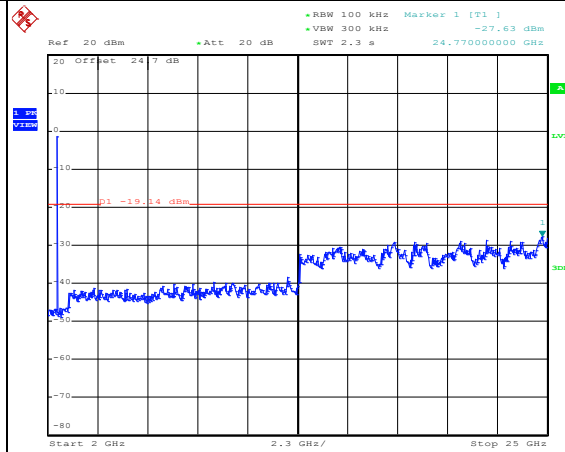
Date: 9.AUG.2015 09:57:59

Spurious Emission 30MHz~3GHz



Date: 9.AUG.2015 09:59:02

Spurious Emission 2GHz~25GHz



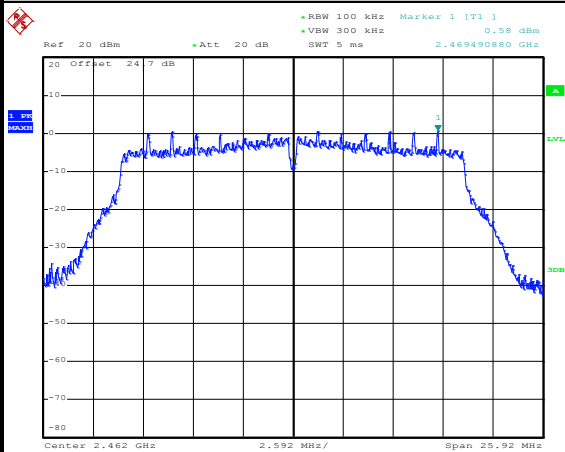
Date: 9.AUG.2015 09:59:20



|                |              |                     |            |
|----------------|--------------|---------------------|------------|
| Test Mode :    | 802.11n HT20 | Temperature :       | 24~26°C    |
| Test Band :    | 2.4GHz High  | Relative Humidity : | 52~55%     |
| Test Channel : | 11           | Test Engineer :     | Stuart Lin |

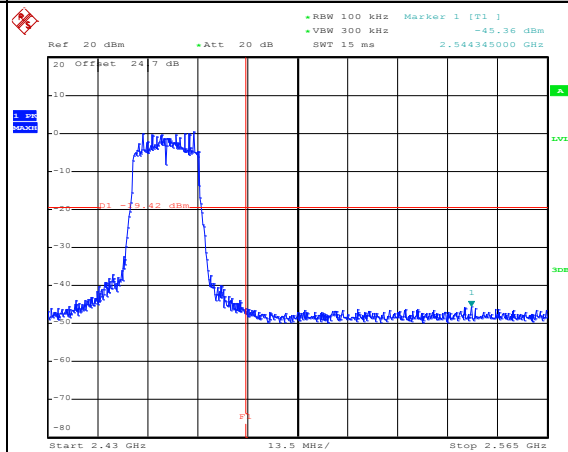
WLAN 802.11n HT20 Channel 11

100kHz PSD reference Level



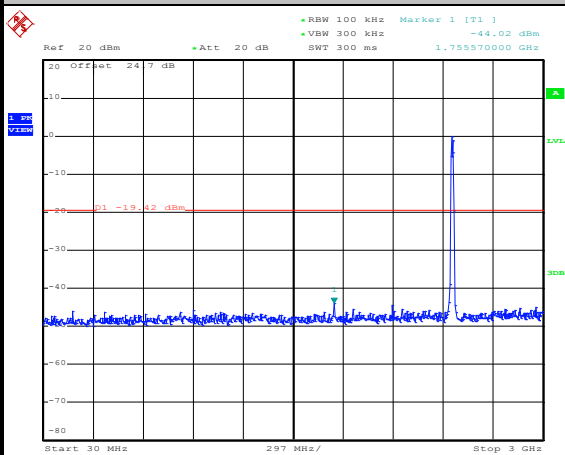
Date: 9.AUG.2015 09:54:23

High Channel Plot



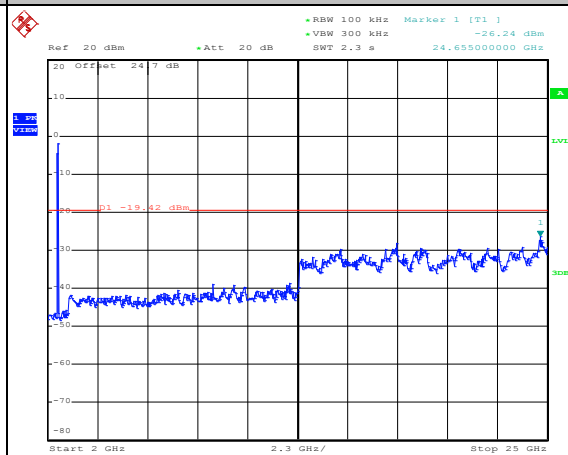
Date: 9.AUG.2015 09:54:41

Spurious Emission 30MHz~3GHz



Date: 9.AUG.2015 09:55:05

Spurious Emission 2GHz~25GHz



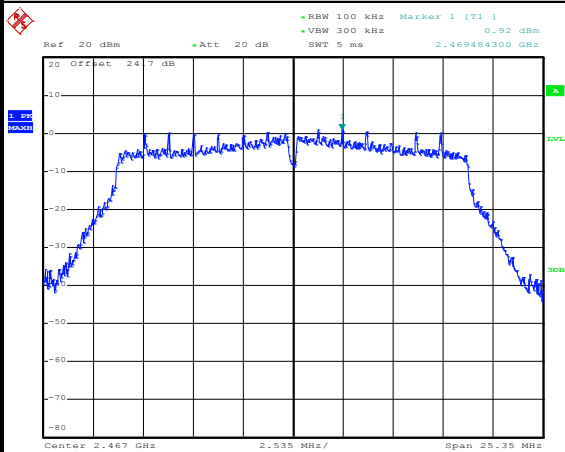
Date: 9.AUG.2015 09:55:23



|                |              |                     |            |
|----------------|--------------|---------------------|------------|
| Test Mode :    | 802.11n HT20 | Temperature :       | 24~26°C    |
| Test Band :    | 2.4GHz High  | Relative Humidity : | 52~55%     |
| Test Channel : | 12           | Test Engineer :     | Stuart Lin |

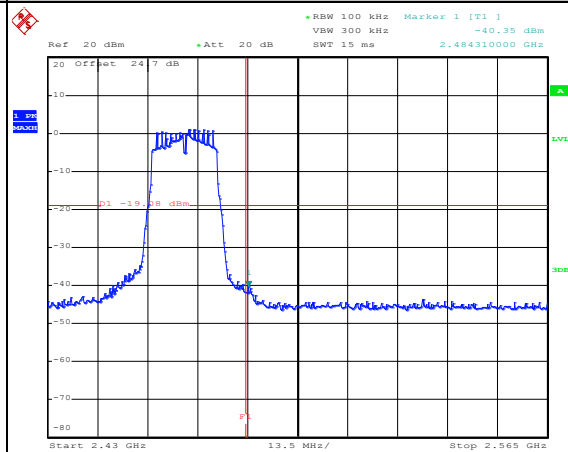
WLAN 802.11n HT20 Channel 12

100kHz PSD reference Level



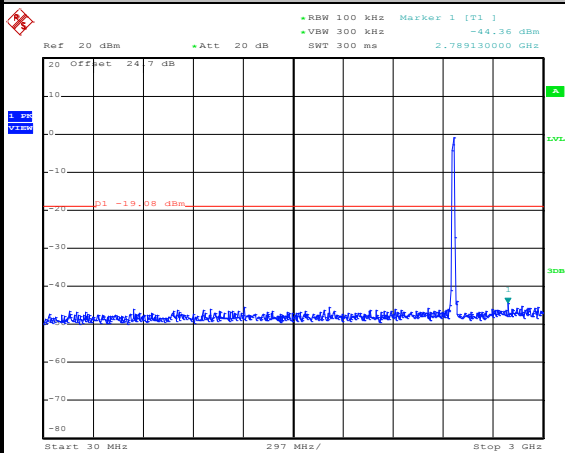
Date: 9.AUG.2015 10:12:07

High Channel Plot



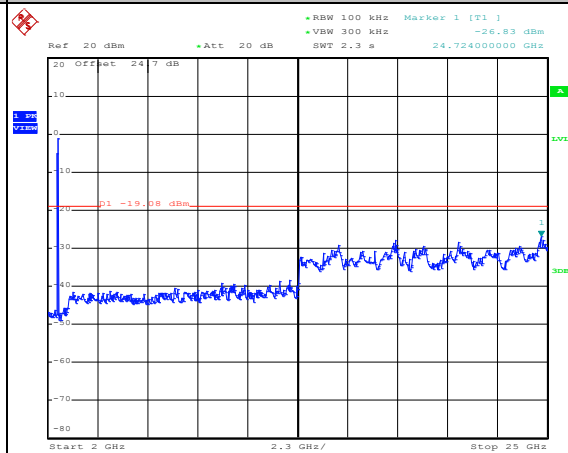
Date: 25.AUG.2015 17:47:49

Spurious Emission 30MHz~3GHz



Date: 9.AUG.2015 10:13:03

Spurious Emission 2GHz~25GHz



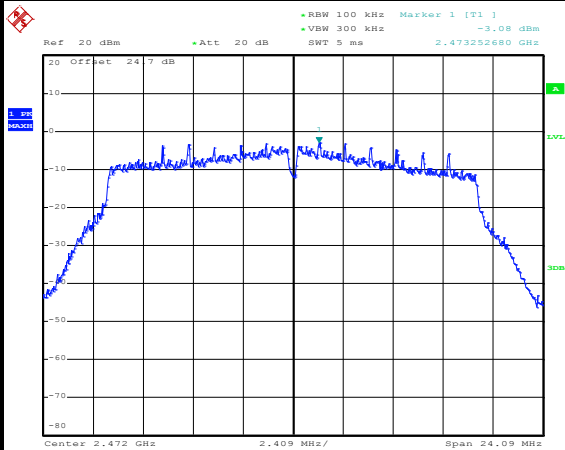
Date: 9.AUG.2015 10:13:21



|                |              |                     |            |
|----------------|--------------|---------------------|------------|
| Test Mode :    | 802.11n HT20 | Temperature :       | 24~26°C    |
| Test Band :    | 2.4GHz High  | Relative Humidity : | 52~55%     |
| Test Channel : | 13           | Test Engineer :     | Stuart Lin |

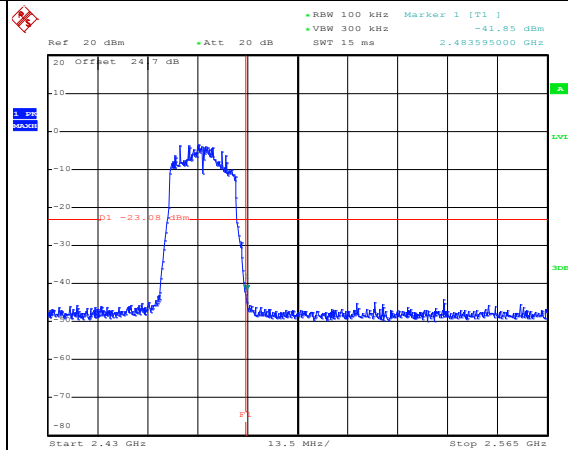
WLAN 802.11n HT20 Channel 13

100kHz PSD reference Level



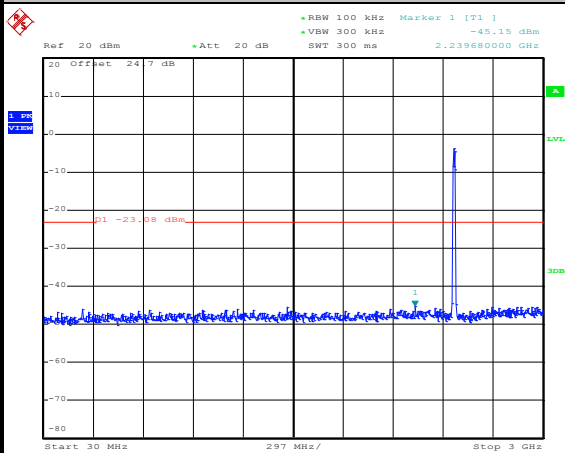
Date: 9.AUG.2015 10:16:04

High Channel Plot



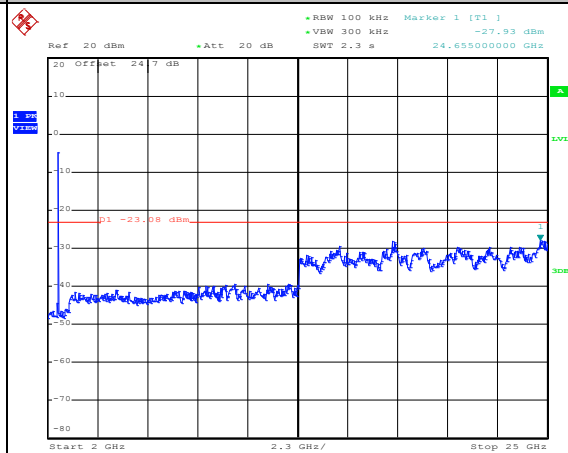
Date: 9.AUG.2015 10:24:09

Spurious Emission 30MHz~3GHz



Date: 9.AUG.2015 10:16:44

Spurious Emission 2GHz~25GHz



Date: 9.AUG.2015 10:17:01



### 3.5 Radiated Band Edges and Spurious Emission Measurement

#### 3.5.1 Limit of Radiated band edge and Spurious Emission Measurement

In any 100 kHz bandwidth outside the intentional radiator frequency band, all harmonics/spurious must be at least 20 dB below the highest emission level within the authorized band. If the output power of this device was measured by spectrum analyzer, the attenuation under this paragraph shall be 30 dB instead of 20 dB. In addition, radiated emissions which fall in the restricted bands must also comply with the FCC section 15.209 limits as below.

| Frequency (MHz) | Field Strength (microvolts/meter) | Measurement Distance (meters) |
|-----------------|-----------------------------------|-------------------------------|
| 0.009 – 0.490   | 2400/F(kHz)                       | 300                           |
| 0.490 – 1.705   | 24000/F(kHz)                      | 30                            |
| 1.705 – 30.0    | 30                                | 30                            |
| 30 – 88         | 100                               | 3                             |
| 88 – 216        | 150                               | 3                             |
| 216 - 960       | 200                               | 3                             |
| Above 960       | 500                               | 3                             |

#### 3.5.2 Measuring Instruments

The measuring equipment is listed in the section 4 of this test report.





3.5.3 Test Procedure

1. The testing follows FCC KDB Publication No. 558074 D01 DTS Meas. Guidance v03r03.
2. The EUT was arranged to its worst case and then tune the antenna tower (from 1 m to 4 m) and turntable (from 0 degree to 360 degrees) to find the maximum reading. A pre-amp and a high pass filter are used for the test in order to get better signal level.
3. The EUT was placed on a turntable with 0.8 meter for frequency below 1GHz and 1.5 meter for frequency above 1GHz respectively above ground.
4. The EUT was set 3 meters from the interference receiving antenna, which was mounted on the top of a variable height antenna tower.
5. Corrected Reading: Antenna Factor + Cable Loss + Read Level - Preamp Factor = Level
6. For measurement below 1GHz, If the emission level of the EUT measured by the peak detector is 3 dB lower than the applicable limit, the peak emission level will be reported. Otherwise, the emission measurement will be repeated using the quasi-peak detector and reported.
7. Use the following spectrum analyzer settings:
  - (1) Span shall wide enough to fully capture the emission being measured;
  - (2) Set RBW=100 kHz for  $f < 1$  GHz;  $VBW \geq RBW$ ; Sweep = auto; Detector function = peak; Trace = max hold;
  - (3) Set RBW = 1 MHz, VBW= 3MHz for  $f \geq 1$  GHz for peak measurement.
 

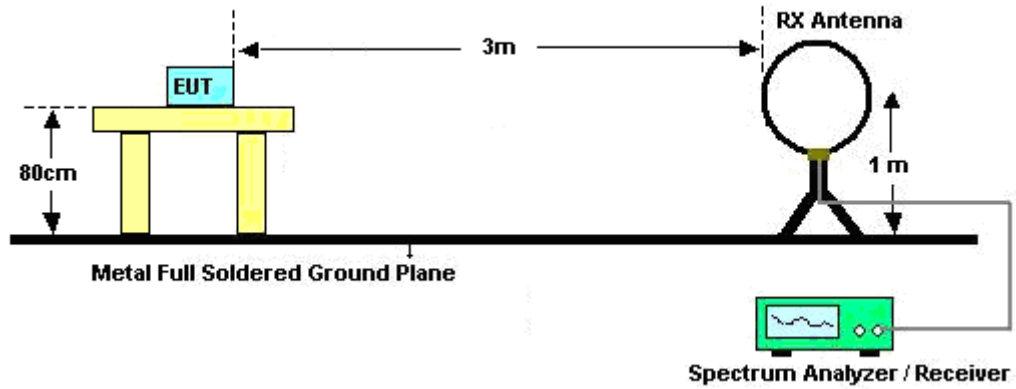
For average measurement:

    - $VBW = 10$  Hz, when duty cycle is no less than 98 percent.
    - $VBW \geq 1/T$ , when duty cycle is less than 98 percent where T is the minimum transmission duration over which the transmitter is on and is transmitting at its maximum power control level for the tested mode of operation.

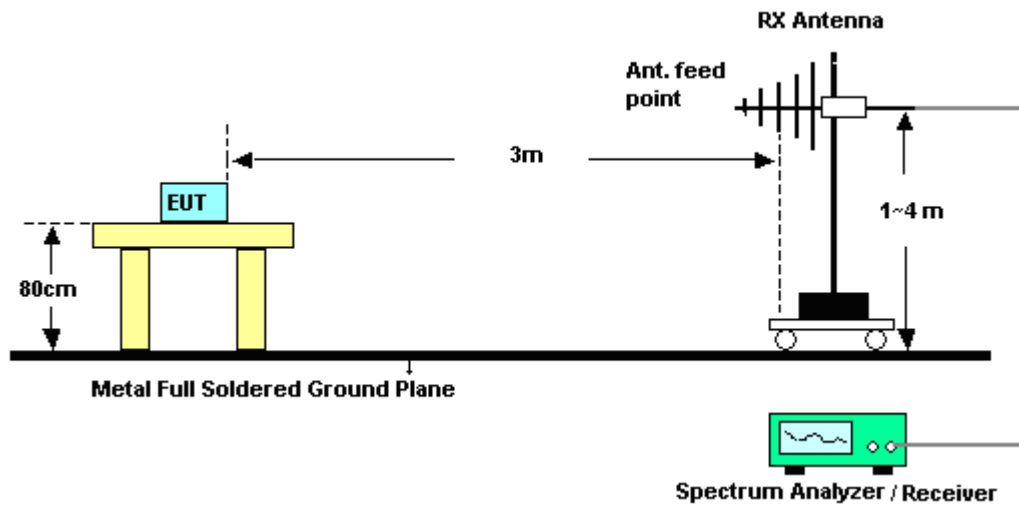
| Antenna | Band                          | Duty Cycle(%) | T(us) | 1/T(kHz) | VBW Setting |
|---------|-------------------------------|---------------|-------|----------|-------------|
| 1       | 802.11b                       | 99.30         | -     | -        | 10Hz        |
| 1       | 2.4GHz 802.11g for Ant 1      | 98.48         | -     | -        |             |
| 1       | 2.4GHz 802.11n HT20 for Ant 1 | 98.39         | -     | -        |             |

### 3.5.4 Test Setup

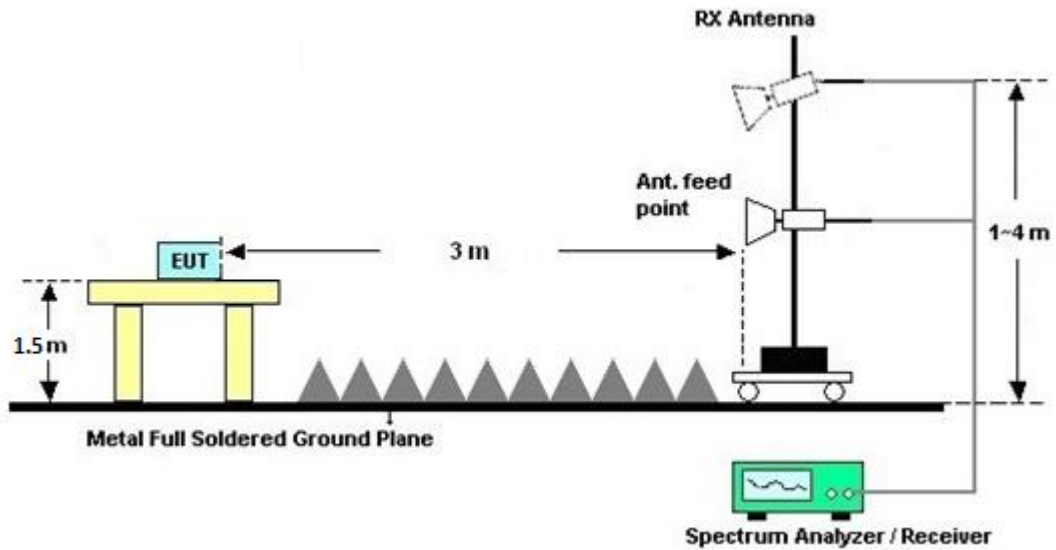
For radiated emissions below 30MHz



For radiated emissions from 30MHz to 1GHz



For radiated emissions above 1GHz



### 3.5.5 Test Results of Radiated Emissions (9kHz ~ 30MHz)

The low frequency, which started from 9 kHz to 30MHz, was pre-scanned and the result which was 20dB lower than the limit line per 15.31(o) was not reported.

### 3.5.6 Test Result of Radiated Spurious at Band Edges

Please refer to Appendix B and C of this test report.

### 3.5.7 Test Result of Radiated Spurious Emission (30MHz ~ 10<sup>th</sup> Harmonic)

Please refer to Appendix B and C of this test report.



### 3.6 AC Conducted Emission Measurement

#### 3.6.1 Limit of AC Conducted Emission

For equipment that is designed to be connected to the public utility (AC) power line, the radio frequency voltage that is conducted back onto the AC power line on any frequency or frequencies within the band 150 kHz to 30 MHz shall not exceed the limits in the following table.

| Frequency of Emission<br>(MHz) | Conducted Limit (dB $\mu$ V) |           |
|--------------------------------|------------------------------|-----------|
|                                | Quasi-Peak                   | Average   |
| 0.15-0.5                       | 66 to 56*                    | 56 to 46* |
| 0.5-5                          | 56                           | 46        |
| 5-30                           | 60                           | 50        |

\*Decreases with the logarithm of the frequency.

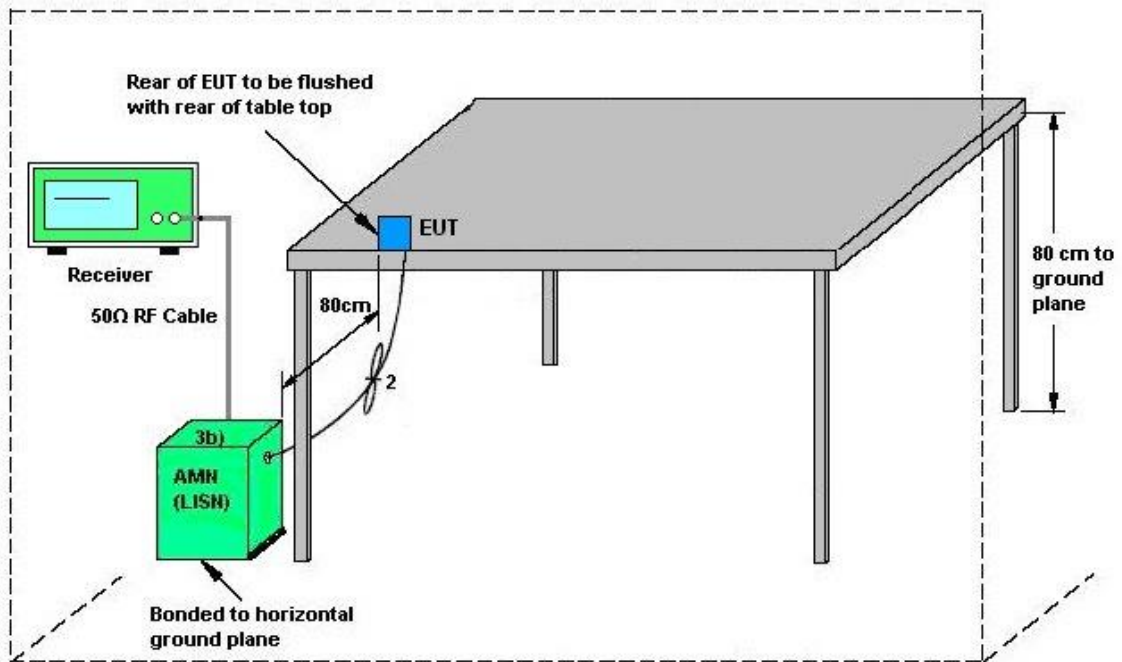
#### 3.6.2 Measuring Instruments

The measuring equipment is listed in the section 4 of this test report.

#### 3.6.3 Test Procedures

1. The EUT was placed 0.4 meter from the conducting wall of the shielding room, and it was kept at least 80 centimeters from any other grounded conducting surface.
2. Connect EUT to the power mains through a line impedance stabilization network (LISN).
3. All the support units are connecting to the other LISN.
4. The LISN provides 50 ohm coupling impedance for the measuring instrument.
5. The FCC states that a 50 ohm, 50 microhenry LISN should be used.
6. Both sides of AC line were checked for maximum conducted interference.
7. The frequency range from 150 kHz to 30 MHz was searched.
8. Set the test-receiver system to Peak Detect Function and specified bandwidth (IF bandwidth = 9kHz) with Maximum Hold Mode.

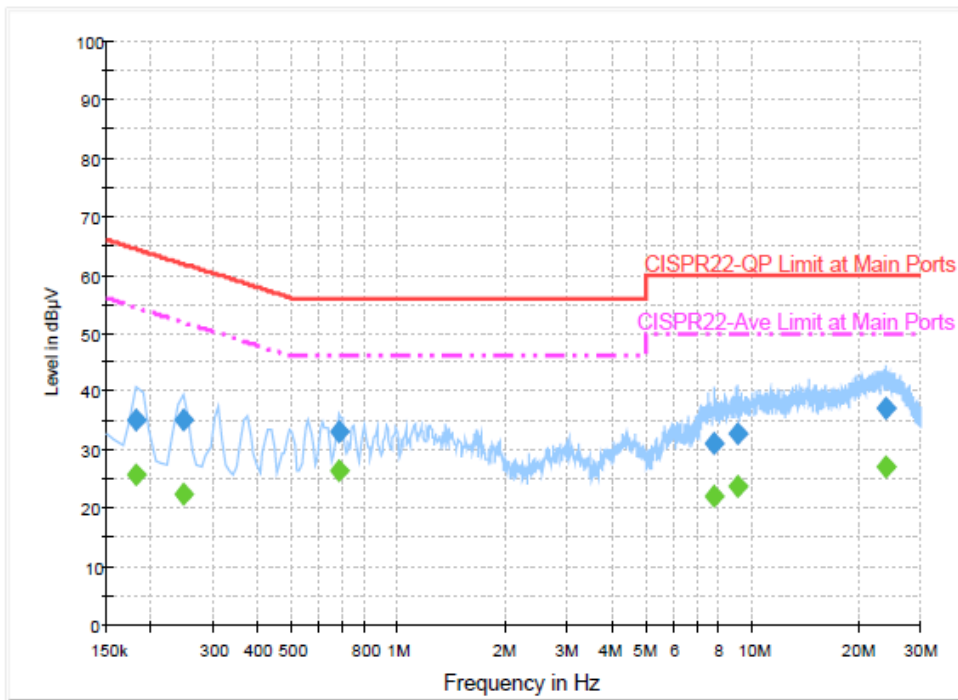
### 3.6.4 Test Setup



AMN = Artificial mains network (LISN)  
AE = Associated equipment  
EUT = Equipment under test  
ISN = Impedance stabilization network

### 3.6.5 Test Result of AC Conducted Emission

|                 |   |                     |         |
|-----------------|---|---------------------|---------|
| Test Mode :     | Mode 1  | Temperature :       | 23~25°C |
| Test Engineer : | Eric Jeng   | Relative Humidity : | 58~61%  |
| Test Voltage :  | 120Vac / 60Hz   | Phase :             | Line    |
| Function Type : | WLAN 2.4GHz Link + USB Cable (Charging from Adapter) + Earphone |                     |         |



#### Final Result : QuasiPeak

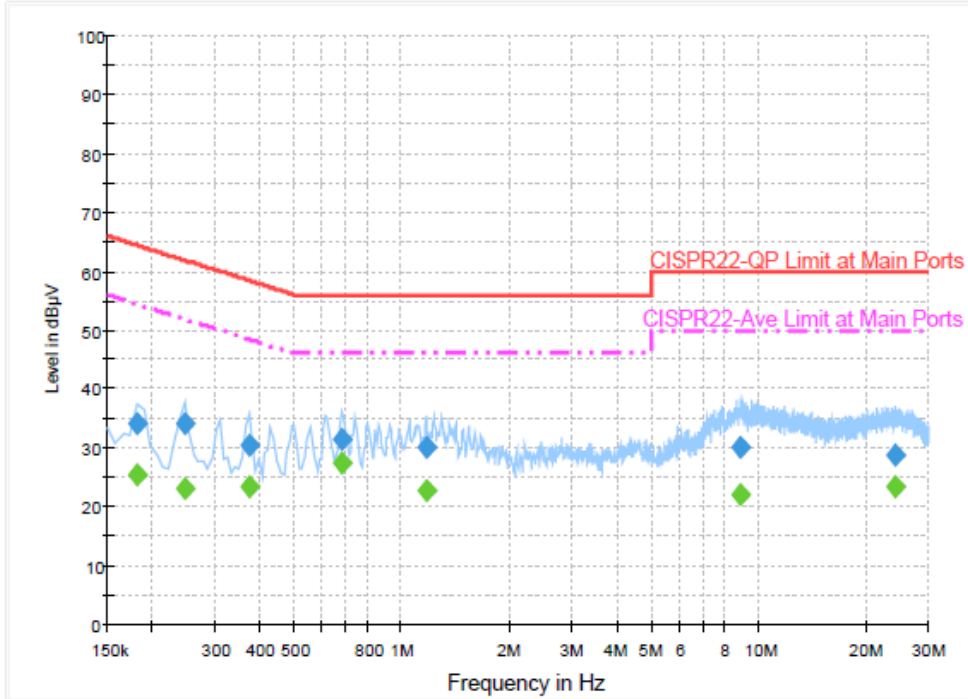
| Frequency (MHz) | QuasiPeak (dBµV) | Filter | Line | Corr. (dB) | Margin (dB) | Limit (dBµV) |
|-----------------|------------------|--------|------|------------|-------------|--------------|
| 0.182000        | 35.2             | Off    | L1   | 19.5       | 29.2        | 64.4         |
| 0.246000        | 35.2             | Off    | L1   | 19.5       | 26.7        | 61.9         |
| 0.678000        | 33.1             | Off    | L1   | 19.6       | 22.9        | 56.0         |
| 7.806000        | 31.1             | Off    | L1   | 19.8       | 28.9        | 60.0         |
| 9.070000        | 32.8             | Off    | L1   | 19.9       | 27.2        | 60.0         |
| 23.894000       | 37.0             | Off    | L1   | 20.0       | 23.0        | 60.0         |

#### Final Result : Average

| Frequency (MHz) | Average (dBµV) | Filter | Line | Corr. (dB) | Margin (dB) | Limit (dBµV) |
|-----------------|----------------|--------|------|------------|-------------|--------------|
| 0.182000        | 25.6           | Off    | L1   | 19.5       | 28.8        | 54.4         |
| 0.246000        | 22.5           | Off    | L1   | 19.5       | 29.4        | 51.9         |
| 0.678000        | 26.5           | Off    | L1   | 19.6       | 19.5        | 46.0         |
| 7.806000        | 22.0           | Off    | L1   | 19.8       | 28.0        | 50.0         |
| 9.070000        | 23.8           | Off    | L1   | 19.9       | 26.2        | 50.0         |
| 23.894000       | 27.1           | Off    | L1   | 20.0       | 22.9        | 50.0         |



|                 |   |                     |         |
|-----------------|---|---------------------|---------|
| Test Mode :     | Mode 1  | Temperature :       | 23~25°C |
| Test Engineer : | Eric Jeng   | Relative Humidity : | 58~61%  |
| Test Voltage :  | 120Vac / 60Hz   | Phase :             | Neutral |
| Function Type : | WLAN 2.4GHz Link + USB Cable (Charging from Adapter) + Earphone |                     |         |



**Final Result : QuasiPeak**

| Frequency (MHz) | QuasiPeak (dBµV) | Filter | Line | Corr. (dB) | Margin (dB) | Limit (dBµV) |
|-----------------|------------------|--------|------|------------|-------------|--------------|
| 0.182000        | 34.2             | Off    | N    | 19.5       | 30.2        | 64.4         |
| 0.246000        | 34.1             | Off    | N    | 19.5       | 27.8        | 61.9         |
| 0.374000        | 30.3             | Off    | N    | 19.5       | 28.1        | 58.4         |
| 0.678000        | 31.4             | Off    | N    | 19.6       | 24.6        | 56.0         |
| 1.174000        | 30.0             | Off    | N    | 19.6       | 26.0        | 56.0         |
| 8.942000        | 30.0             | Off    | N    | 19.9       | 30.0        | 60.0         |
| 24.166000       | 28.8             | Off    | N    | 20.1       | 31.2        | 60.0         |

**Final Result : Average**

| Frequency (MHz) | Average (dBµV) | Filter | Line | Corr. (dB) | Margin (dB) | Limit (dBµV) |
|-----------------|----------------|--------|------|------------|-------------|--------------|
| 0.182000        | 25.5           | Off    | N    | 19.5       | 28.9        | 54.4         |
| 0.246000        | 23.1           | Off    | N    | 19.5       | 28.8        | 51.9         |
| 0.374000        | 23.3           | Off    | N    | 19.5       | 25.1        | 48.4         |
| 0.678000        | 27.4           | Off    | N    | 19.6       | 18.6        | 46.0         |
| 1.174000        | 22.8           | Off    | N    | 19.6       | 23.2        | 46.0         |
| 8.942000        | 21.9           | Off    | N    | 19.9       | 28.1        | 50.0         |
| 24.166000       | 23.3           | Off    | N    | 20.1       | 26.7        | 50.0         |



## **3.7 Antenna Requirements**

### **3.7.1 Standard Applicable**

If directional gain of transmitting Antennas is greater than 6dBi, the power shall be reduced by the same level in dB comparing to gain minus 6dBi. For the fixed point-to-point operation, the power shall be reduced by one dB for every 3 dB that the directional gain of the Antenna exceeds 6 dBi. The use of a permanently attached Antenna or of an Antenna that uses a unique coupling to the intentional radiator shall be considered sufficient to comply with the FCC rule.

### **3.7.2 Antenna Anti-Replacement Construction**

An embedded-in antenna design is used.

### **3.7.3 Antenna Gain**

The antenna peak gain of EUT is less than 6 dBi. Therefore, it is not necessary to reduce maximum peak output power limit.





## 4 List of Measuring Equipment

| Instrument                | Manufacturer       | Model No.                  | Serial No.                     | Characteristics    | Calibration Date | Test Date                     | Due Date      | Remark                |
|---------------------------|--------------------|----------------------------|--------------------------------|--------------------|------------------|-------------------------------|---------------|-----------------------|
| Power Meter               | Anritsu            | ML2495A                    | 1218006                        | 300MHz~40GHz       | Oct. 18, 2014    | Aug. 04, 2015 ~ Aug. 25, 2015 | Oct. 17, 2015 | Conducted (TH05-HY)   |
| Power Sensor              | Anritsu            | MA2411B                    | 1126017                        | 300MHz~40GHz       | Oct. 18, 2014    | Aug. 04, 2015 ~ Aug. 25, 2015 | Oct. 17, 2015 | Conducted (TH05-HY)   |
| Spectrum Analyzer         | Rohde & Schwarz    | FSP40                      | 100055                         | 9kHz-40GHz         | Jun. 18, 2015    | Aug. 04, 2015 ~ Aug. 25, 2015 | Jun. 17, 2016 | Conducted (TH05-HY)   |
| Hygrometer                | Testo              | 608-H1                     | 34897199                       | N/A                | May 04, 2015     | Aug. 04, 2015 ~ Aug. 25, 2015 | May 03, 2016  | Conducted (TH05-HY)   |
| RF Cable                  | HARBOUR INDUSTRIES | LL142                      | Infinet<br>CA3601-360<br>1-DLL | 0.1MHz~40GHz       | Mar. 06, 2015    | Aug. 04, 2015 ~ Aug. 25, 2015 | Mar. 05, 2016 | Conducted (TH05-HY)   |
| Bilog Antenna             | Schaffner          | CBL6111C                   | 2726                           | 30MHz ~ 1GHz       | Sep. 27, 2014    | Aug. 05, 2015 ~ Aug. 11, 2015 | Sep. 26, 2015 | Radiation (03CH07-HY) |
| Double Ridge Horn Antenna | EMCO               | 3117                       | 00066583                       | 1GHz~18GHz         | Jul. 20, 2015    | Aug. 05, 2015 ~ Aug. 11, 2015 | Jul. 19, 2016 | Radiation (03CH07-HY) |
| Loop Antenna              | TESEQ              | HLA 6120                   | 31244                          | 9kHz~30MHz         | Feb. 02, 2015    | Aug. 05, 2015 ~ Aug. 11, 2015 | Feb. 01, 2016 | Radiation (03CH07-HY) |
| EMI Test Receiver         | Rohde & Schwarz    | ESCI 7                     | 100724                         | 9kHz~7GHz          | Aug. 30, 2014    | Aug. 05, 2015 ~ Aug. 11, 2015 | Aug. 29, 2015 | Radiation (03CH07-HY) |
| Horn Antenna              | SCHWARZBEC K       | BBHA 9170                  | BBHA91705<br>84                | 18GHz- 40GHz       | Nov. 03, 2014    | Aug. 05, 2015 ~ Aug. 11, 2015 | Nov. 02, 2015 | Radiation (03CH07-HY) |
| Hygrometer                | Testo              | 608-H1                     | 34897197                       | N/A                | May 04, 2015     | Aug. 05, 2015 ~ Aug. 11, 2015 | May 03, 2016  | Radiation (03CH07-HY) |
| Preamplifier              | MITEQ              | AMF-7D-00101<br>800-30-10P | 1590075                        | 1GHz ~ 18GHz       | Apr. 20, 2015    | Aug. 05, 2015 ~ Aug. 11, 2015 | Apr. 19, 2016 | Radiation (03CH07-HY) |
| Preamplifier              | COM-POWER          | PA-103A                    | 161241                         | 10MHz-1000MHz      | Mar. 12, 2015    | Aug. 05, 2015 ~ Aug. 11, 2015 | Mar. 11, 2016 | Radiation (03CH07-HY) |
| Preamplifier              | Agilent            | 8449B                      | 3008A02362                     | 1GHz~ 26.5GHz      | Oct. 21, 2014    | Aug. 05, 2015 ~ Aug. 11, 2015 | Oct. 20, 2015 | Radiation (03CH07-HY) |
| Signal Analyzer           | Rohde & Schwarz    | FSV 30                     | 101749                         | 10Hz~30GHz         | Mar. 10, 2015    | Aug. 05, 2015 ~ Aug. 11, 2015 | Mar. 09, 2016 | Radiation (03CH07-HY) |
| RF Cable                  | HUBER + SUHNER     | SUCOFLEX<br>104            | MY84209521                     | 1GHz~40GHz         | Dec. 04, 2014    | Aug. 05, 2015 ~ Aug. 11, 2015 | Dec. 03, 2015 | Radiation (03CH07-HY) |
| RF Cable                  | HUBER + SUHNER     | SUCOFLEX<br>104            | MY84209521                     | 9KHz~1GHz          | Dec. 04, 2014    | Aug. 05, 2015 ~ Aug. 11, 2015 | Dec. 03, 2015 | Radiation (03CH07-HY) |
| Controller                | ChainTek           | Chaintek 3000              | N/A                            | Control Turn table | N/A              | Aug. 05, 2015 ~ Aug. 11, 2015 | N/A           | Radiation (03CH07-HY) |
| Controller                | Max-Full           | MF7802                     | MF78020836<br>8                | Control Ant Mast   | N/A              | Aug. 05, 2015 ~ Aug. 11, 2015 | N/A           | Radiation (03CH07-HY) |
| Antenna Mast              | Max-Full           | MFA520BS                   | N/A                            | 1m~4m              | N/A              | Aug. 05, 2015 ~ Aug. 11, 2015 | N/A           | Radiation (03CH07-HY) |
| Turn Table                | ChainTek           | Chaintek 3000              | N/A                            | 0~360 degree       | N/A              | Aug. 05, 2015 ~ Aug. 11, 2015 | N/A           | Radiation (03CH07-HY) |



| Instrument           | Manufacturer       | Model No.               | Serial No.  | Characteristics | Calibration Date | Test Date                        | Due Date      | Remark                   |
|----------------------|--------------------|-------------------------|-------------|-----------------|------------------|----------------------------------|---------------|--------------------------|
| Preamplifier         | MITEQ              | JS44-1800400<br>0-33-8P | 1840917     | 18GHz ~ 40GHz   | Jun. 02, 2015    | Aug. 05, 2015 ~<br>Aug. 11, 2015 | Jun. 01, 2016 | Radiation<br>(03CH07-HY) |
| Test Software        | Audix              | E3                      | 6.2009-8-24 | N/A             | N/A              | Aug. 05, 2015 ~<br>Aug. 11, 2015 | N/A           | Radiation<br>(03CH07-HY) |
| Filter               | Wainwright         | WLKS1200-8S<br>S        | SN3         | 1.2G Low Pass   | Oct. 01, 2014    | Aug. 05, 2015 ~<br>Aug. 11, 2015 | Sep. 30, 2015 | Radiation<br>(03CH07-HY) |
| Filter               | Microwave          | H3G018G1                | SN477220    | 3.0G High Pass  | Oct. 01, 2014    | Aug. 05, 2015 ~<br>Aug. 11, 2015 | Sep. 30, 2015 | Radiation<br>(03CH07-HY) |
| EMI Test Receiver    | Rohde &<br>Schwarz | ESCS 30                 | 100356      | 9kHz – 2.75GHz  | Dec. 01, 2014    | Aug. 15, 2015                    | Nov. 30, 2015 | Conduction<br>(CO05-HY)  |
| Hygrometer           | Testo              | 608-H1                  | 34913912    | N/A             | Apr. 20, 2015    | Aug. 15, 2015                    | Apr. 19, 2016 | Conduction<br>(CO05-HY)  |
| LISN                 | Rohde &<br>Schwarz | ENV216                  | 100080      | 9kHz~30MHz      | Dec. 02, 2014    | Aug. 15, 2015                    | Dec. 01, 2015 | Conduction<br>(CO05-HY)  |
| AC Power<br>Source() | ChainTek           | APC-1000W               | N/A         | N/A             | N/A              | Aug. 15, 2015                    | N/A           | Conduction<br>(CO05-HY)  |
| LF Cable             | HUBER +<br>SUHNER  | RG-214/U                | LF01        | N/A             | Jan. 07, 2015    | Aug. 15, 2015                    | Jan. 06, 2016 | Conduction<br>(CO05-HY)  |
| Test Software        | N/A                | EMC32                   | 8.40.0      | N/A             | N/A              | Aug. 15, 2015                    | N/A           | Conduction<br>(CO05-HY)  |



## 5 Uncertainty of Evaluation

### Uncertainty of Conducted Emission Measurement (150kHz ~ 30MHz)

|   |      |
|---|------|
| Measuring Uncertainty for a Level of Confidence of 95% ( $U = 2Uc(y)$ ) | 2.26 |
|---|------|

### Uncertainty of Radiated Emission Measurement (30 MHz ~ 1000 MHz)

|   |      |
|---|------|
| Measuring Uncertainty for a Level of Confidence of 95% ( $U = 2Uc(y)$ ) | 4.50 |
|---|------|



## Appendix A. Conducted Test Results

|                |                    |                    |       |    |
|----------------|--------------------|--------------------|-------|----|
| Test Engineer: | Stuart Lin         | Temperature:       | 24-26 | °C |
| Test Date:     | 2015/8/4-2015/8/25 | Relative Humidity: | 52-55 | %  |

**TEST RESULTS DATA**  
**6dB Occupied Bandwidth**

| 2.4GHz Band |           |                 |     |             |              |       |                    |           |
|-------------|-----------|-----------------|-----|-------------|--------------|-------|--------------------|-----------|
| Mod.        | Data Rate | N <sub>TX</sub> | CH. | Freq. (MHz) | 6dB BW (MHz) |       | 6dB BW Limit (MHz) | Pass/Fail |
|             |           |                 |     |             | Ant 1        | Ant 2 |                    |           |
| 11b         | 1Mbps     | 1               | 1   | 2412        | 7.04         |       | 0.50               | Pass      |
| 11b         | 1Mbps     | 1               | 6   | 2437        | 7.08         |       | 0.50               | Pass      |
| 11b         | 1Mbps     | 1               | 11  | 2462        | 7.04         |       | 0.50               | Pass      |
| 11b         | 1Mbps     | 1               | 12  | 2467        | 7.04         |       | 0.50               | Pass      |
| 11b         | 1Mbps     | 1               | 13  | 2472        | 7.04         |       | 0.50               | Pass      |
| 11g         | 6Mbps     | 1               | 1   | 2462        | 16.34        |       | 0.50               | Pass      |
| 11g         | 6Mbps     | 1               | 6   | 2412        | 16.34        |       | 0.50               | Pass      |
| 11g         | 6Mbps     | 1               | 11  | 2437        | 16.32        |       | 0.50               | Pass      |
| 11g         | 6Mbps     | 1               | 12  | 2462        | 16.26        |       | 0.50               | Pass      |
| 11g         | 6Mbps     | 1               | 13  | 2472        | 15.72        |       | 0.50               | Pass      |
| HT20        | MCS0      | 1               | 1   | 2462        | 17.32        |       | 0.50               | Pass      |
| HT20        | MCS0      | 1               | 6   | 2412        | 17.16        |       | 0.50               | Pass      |
| HT20        | MCS0      | 1               | 11  | 2437        | 17.28        |       | 0.50               | Pass      |
| HT20        | MCS0      | 1               | 12  | 2462        | 16.90        |       | 0.50               | Pass      |
| HT20        | MCS0      | 1               | 13  | 2472        | 16.06        |       | 0.50               | Pass      |

**TEST RESULTS DATA**  
**Peak Output Power**

| 2.4GHz Band |           |     |     |             |                            |       |     |                             |       |          |       |                  |       |                        |       |            |
|-------------|-----------|-----|-----|-------------|----------------------------|-------|-----|-----------------------------|-------|----------|-------|------------------|-------|------------------------|-------|------------|
| Mod.        | Data Rate | NTX | CH. | Freq. (MHz) | Peak Conducted Power (dBm) |       |     | Conducted Power Limit (dBm) |       | DG (dBi) |       | EIRP Power (dBm) |       | EIRP Power Limit (dBm) |       | Pass /Fail |
|             |           |     |     |             | Ant 1                      | Ant 2 | SUM | Ant 1                       | Ant 2 | Ant 1    | Ant 2 | Ant 1            | Ant 2 | Ant 1                  | Ant 2 |            |
| 11b         | 1Mbps     | 1   | 1   | 2412        | 15.59                      |       |     | 30.00                       | 30.00 | -2.16    | 0.00  | 13.43            |       | 36.00                  | 36.00 | Pass       |
| 11b         | 1Mbps     | 1   | 6   | 2437        | 15.71                      |       |     | 30.00                       | 30.00 | -2.16    | 0.00  | 13.55            |       | 36.00                  | 36.00 | Pass       |
| 11b         | 1Mbps     | 1   | 11  | 2462        | 15.57                      |       |     | 30.00                       | 30.00 | -2.16    | 0.00  | 13.41            |       | 36.00                  | 36.00 | Pass       |
| 11b         | 1Mbps     | 1   | 12  | 2467        | 15.81                      |       |     | 30.00                       | 30.00 | -2.16    | 0.00  | 13.65            |       | 36.00                  | 36.00 | Pass       |
| 11b         | 1Mbps     | 1   | 13  | 2472        | 15.80                      |       |     | 30.00                       | 30.00 | -2.16    | 0.00  | 13.64            |       | 36.00                  | 36.00 | Pass       |
| 11g         | 6Mbps     | 1   | 1   | 2412        | 22.99                      |       |     | 30.00                       | 30.00 | -2.16    | 0.00  | 20.83            |       | 36.00                  | 36.00 | Pass       |
| 11g         | 6Mbps     | 1   | 6   | 2437        | 22.98                      |       |     | 30.00                       | 30.00 | -2.16    | 0.00  | 20.82            |       | 36.00                  | 36.00 | Pass       |
| 11g         | 6Mbps     | 1   | 11  | 2462        | 23.19                      |       |     | 30.00                       | 30.00 | -2.16    | 0.00  | 21.03            |       | 36.00                  | 36.00 | Pass       |
| 11g         | 6Mbps     | 1   | 12  | 2467        | 22.79                      |       |     | 30.00                       | 30.00 | -2.16    | 0.00  | 20.63            |       | 36.00                  | 36.00 | Pass       |
| 11g         | 6Mbps     | 1   | 13  | 2472        | 20.12                      |       |     | 30.00                       | 30.00 | -2.16    | 0.00  | 17.96            |       | 36.00                  | 36.00 | Pass       |
| HT20        | MCS0      | 1   | 1   | 2412        | 23.21                      |       |     | 30.00                       | 30.00 | -2.16    | 0.00  | 21.05            |       | 36.00                  | 36.00 | Pass       |
| HT20        | MCS0      | 1   | 6   | 2437        | 23.59                      |       |     | 30.00                       | 30.00 | -2.16    | 0.00  | 21.43            |       | 36.00                  | 36.00 | Pass       |
| HT20        | MCS0      | 1   | 11  | 2462        | 23.05                      |       |     | 30.00                       | 30.00 | -2.16    | 0.00  | 20.89            |       | 36.00                  | 36.00 | Pass       |
| HT20        | MCS0      | 1   | 12  | 2467        | 23.19                      |       |     | 30.00                       | 30.00 | -2.16    | 0.00  | 21.03            |       | 36.00                  | 36.00 | Pass       |
| HT20        | MCS0      | 1   | 13  | 2472        | 20.38                      |       |     | 30.00                       | 30.00 | -2.16    | 0.00  | 18.22            |       | 36.00                  | 36.00 | Pass       |

Note: Measured power (dBm) has offset with cable loss.

**TEST RESULTS DATA**  
**Average Output Power**

| 2.4GHz Band |           |                 |     |             |                  |       |                               |       |     |
|-------------|-----------|-----------------|-----|-------------|------------------|-------|-------------------------------|-------|-----|
| Mod.        | Data Rate | N <sub>TX</sub> | CH. | Freq. (MHz) | Duty Factor (dB) |       | Average Conducted Power (dBm) |       |     |
|             |           |                 |     |             | Ant 1            | Ant 2 | Ant 1                         | Ant 2 | SUM |
| 11b         | 1Mbps     | 1               | 1   | 2412        | 0.03             |       | 12.02                         |       |     |
| 11b         | 1Mbps     | 1               | 6   | 2437        | 0.03             |       | 12.05                         |       |     |
| 11b         | 1Mbps     | 1               | 11  | 2462        | 0.03             |       | 12.01                         |       |     |
| 11b         | 1Mbps     | 1               | 12  | 2467        | 0.03             |       | 12.07                         |       |     |
| 11b         | 1Mbps     | 1               | 13  | 2472        | 0.03             |       | 12.05                         |       |     |
| 11g         | 6Mbps     | 1               | 1   | 2412        | 0.07             |       | 12.16                         |       |     |
| 11g         | 6Mbps     | 1               | 6   | 2437        | 0.07             |       | 12.03                         |       |     |
| 11g         | 6Mbps     | 1               | 11  | 2462        | 0.07             |       | 12.33                         |       |     |
| 11g         | 6Mbps     | 1               | 12  | 2467        | 0.07             |       | 12.05                         |       |     |
| 11g         | 6Mbps     | 1               | 13  | 2472        | 0.07             |       | 9.39                          |       |     |
| HT20        | MCS0      | 1               | 1   | 2412        | 0.07             |       | 12.06                         |       |     |
| HT20        | MCS0      | 1               | 6   | 2437        | 0.07             |       | 12.19                         |       |     |
| HT20        | MCS0      | 1               | 11  | 2462        | 0.07             |       | 12.00                         |       |     |
| HT20        | MCS0      | 1               | 12  | 2467        | 0.07             |       | 12.02                         |       |     |
| HT20        | MCS0      | 1               | 13  | 2472        | 0.07             |       | 8.18                          |       |     |

Note: Measured power (dBm) has offset with cable loss.



**TEST RESULTS DATA**  
**Peak Power Spectral Density**

| 2.4GHz Band |           |     |     |             |                     |       |              |          |       |                           |       |           |
|-------------|-----------|-----|-----|-------------|---------------------|-------|--------------|----------|-------|---------------------------|-------|-----------|
| Mod.        | Data Rate | NTX | CH. | Freq. (MHz) | Peak PSD (dBm/3kHz) |       |              | DG (dBi) |       | Peak PSD Limit (dBm/3kHz) |       | Pass/Fail |
|             |           |     |     |             | Ant 1               | Ant 2 | Worse + 3.01 | Ant 1    | Ant 2 | Ant 1                     | Ant 2 |           |
| 11b         | 1Mbps     | 1   | 1   | 2412        | -9.91               |       |              | -2.16    | 0.00  | 8.00                      | 8.00  | Pass      |
| 11b         | 1Mbps     | 1   | 6   | 2437        | -9.44               |       |              | -2.16    | 0.00  | 8.00                      | 8.00  | Pass      |
| 11b         | 1Mbps     | 1   | 11  | 2462        | -9.30               |       |              | -2.16    | 0.00  | 8.00                      | 8.00  | Pass      |
| 11b         | 1Mbps     | 1   | 12  | 2467        | -8.50               |       |              | -2.16    | 0.00  | 8.00                      | 8.00  | Pass      |
| 11b         | 1Mbps     | 1   | 13  | 2472        | -8.88               |       |              | -2.16    | 0.00  | 8.00                      | 8.00  | Pass      |
| 11g         | 6Mbps     | 1   | 1   | 2412        | -11.64              |       |              | -2.16    | 0.00  | 8.00                      | 8.00  | Pass      |
| 11g         | 6Mbps     | 1   | 6   | 2437        | -11.57              |       |              | -2.16    | 0.00  | 8.00                      | 8.00  | Pass      |
| 11g         | 6Mbps     | 1   | 11  | 2462        | -11.50              |       |              | -2.16    | 0.00  | 8.00                      | 8.00  | Pass      |
| 11g         | 6Mbps     | 1   | 12  | 2467        | -12.66              |       |              | -2.16    | 0.00  | 8.00                      | 8.00  | Pass      |
| 11g         | 6Mbps     | 1   | 13  | 2472        | -13.88              |       |              | -2.16    | 0.00  | 8.00                      | 8.00  | Pass      |
| HT20        | MCS8      | 1   | 1   | 2412        | -12.55              |       |              | -2.16    | 0.00  | 8.00                      | 8.00  | Pass      |
| HT20        | MCS8      | 1   | 6   | 2437        | -12.11              |       |              | -2.16    | 0.00  | 8.00                      | 8.00  | Pass      |
| HT20        | MCS8      | 1   | 11  | 2462        | -11.80              |       |              | -2.16    | 0.00  | 8.00                      | 8.00  | Pass      |
| HT20        | MCS8      | 1   | 12  | 2467        | -11.61              |       |              | -2.16    | 0.00  | 8.00                      | 8.00  | Pass      |
| HT20        | MCS8      | 1   | 13  | 2472        | -15.43              |       |              | -2.16    | 0.00  | 8.00                      | 8.00  | Pass      |

Measured power density (dBm) has offset with cable loss.



## Appendix B. Radiated Spurious Emission

|                 |                                    |                     |         |
|-----------------|------------------------------------|---------------------|---------|
| Test Engineer : | Wei Chen and Ken Wu and James Chiu | Temperature :       | 21~23°C |
|                 |                                    | Relative Humidity : | 60~63%  |

### 15C 2.4GHz 2400~2483.5MHz

#### WIFI 802.11b (Band Edge @ 3m)

| WIFI                        | Note | Frequency | Level      | Over   | Limit      | Read     | Antenna  | Cable  | Preamp | Ant    | Table   | Peak    | Pol.    |   |
|-----------------------------|------|-----------|------------|--------|------------|----------|----------|--------|--------|--------|---------|---------|---------|---|
| Ant.                        |      |           |            | Limit  | Line       | Level    | Factor   | Loss   | Factor | Pos    | Pos     | Avg.    |         |   |
| 1                           |      | ( MHz )   | ( dBμV/m ) | ( dB ) | ( dBμV/m ) | ( dBμV ) | ( dB/m ) | ( dB ) | ( dB ) | ( cm ) | ( deg ) | ( P/A ) | ( H/V ) |   |
| 802.11b<br>CH 01<br>2412MHz |      | 2344.56   | 58.93      | -15.07 | 74         | 53.39    | 32.11    | 7.68   | 34.25  | 139    | 32      | P       | H       |   |
|                             |      | 2343.57   | 44.11      | -9.89  | 54         | 38.57    | 32.11    | 7.68   | 34.25  | 139    | 32      | A       | H       |   |
|                             | *    | 2410.86   | 101.59     | -      | -          | 95.94    | 32.2     | 7.75   | 34.3   | 139    | 32      | P       | H       |   |
|                             | *    | 2411.19   | 97.54      | -      | -          | 91.89    | 32.2     | 7.75   | 34.3   | 139    | 32      | A       | H       |   |
|                             |      |           |            |        |            |          |          |        |        |        |         |         | H       |   |
|                             |      |           |            |        |            |          |          |        |        |        |         |         | H       |   |
|                             |      |           | 2384.43    | 58.18  | -15.82     | 74       | 52.54    | 32.16  | 7.75   | 34.27  | 102     | 305     | P       | V |
|                             |      |           | 2333.76    | 44.14  | -9.86      | 54       | 38.67    | 32.09  | 7.6    | 34.22  | 102     | 305     | A       | V |
|                             | *    |           | 2410.77    | 102.39 | -          | -        | 96.74    | 32.2   | 7.75   | 34.3   | 102     | 305     | P       | V |
|                             | *    |           | 2411.19    | 98.32  | -          | -        | 92.67    | 32.2   | 7.75   | 34.3   | 102     | 305     | A       | V |
|                             |      |           |            |        |            |          |          |        |        |        |         |         |         | V |
|                             |      |           |            |        |            |          |          |        |        |        |         |         |         | V |
| 802.11b<br>CH 06<br>2437MHz |      | 2318.1    | 58.05      | -15.95 | 74         | 52.58    | 32.09    | 7.6    | 34.22  | 164    | 35      | P       | H       |   |
|                             |      | 2333.49   | 44.12      | -9.88  | 54         | 38.65    | 32.09    | 7.6    | 34.22  | 164    | 35      | A       | H       |   |
|                             | *    | 2435.91   | 101.76     | -      | -          | 96.06    | 32.22    | 7.83   | 34.35  | 164    | 35      | P       | H       |   |
|                             | *    | 2436.24   | 97.71      | -      | -          | 92.01    | 32.22    | 7.83   | 34.35  | 164    | 35      | A       | H       |   |
|                             |      |           | 2497.64    | 58.26  | -15.74     | 74       | 52.53    | 32.3   | 7.91   | 34.48  | 164     | 35      | P       | H |
|                             |      |           | 2486.64    | 44.29  | -9.71      | 54       | 38.53    | 32.28  | 7.91   | 34.43  | 164     | 35      | A       | H |
|                             |      |           | 2336.73    | 58.24  | -15.76     | 74       | 52.75    | 32.11  | 7.6    | 34.22  | 106     | 306     | P       | V |
|                             |      |           | 2334.66    | 44.1   | -9.9       | 54       | 38.61    | 32.11  | 7.6    | 34.22  | 106     | 306     | A       | V |
|                             | *    |           | 2435.91    | 103.13 | -          | -        | 97.43    | 32.22  | 7.83   | 34.35  | 106     | 306     | P       | V |
|                             | *    |           | 2436.24    | 99.04  | -          | -        | 93.34    | 32.22  | 7.83   | 34.35  | 106     | 306     | A       | V |
|                             |      |           | 2485.12    | 58.3   | -15.7      | 74       | 52.54    | 32.28  | 7.91   | 34.43  | 106     | 306     | P       | V |
|                             |      |           | 2486.28    | 44.31  | -9.69      | 54       | 38.55    | 32.28  | 7.91   | 34.43  | 106     | 306     | A       | V |



|  |   |         |        |        |    |       |       |      |       |     |     |   |   |
|--|---|---------|--------|--------|----|-------|-------|------|-------|-----|-----|---|---|
| <b>802.11b</b><br><b>CH 11</b><br><b>2462MHz</b> | *   | 2460.96 | 101.96 | -      | -  | 96.18 | 32.26 | 7.91 | 34.39 | 205 | 37  | P | H |
|  | *   | 2461.29 | 97.84  | -      | -  | 92.06 | 32.26 | 7.91 | 34.39 | 205 | 37  | A | H |
|  |   | 2492.72 | 58.93  | -15.07 | 74 | 53.2  | 32.3  | 7.91 | 34.48 | 205 | 37  | P | H |
|  |   | 2483.88 | 44.27  | -9.73  | 54 | 38.51 | 32.28 | 7.91 | 34.43 | 205 | 37  | A | H |
|  |   |         |        |        |    |       |       |      |       |     |     |   | H |
|  |   |         |        |        |    |       |       |      |       |     |     |   | H |
|  | *   | 2460.87 | 103.24 | -      | -  | 97.46 | 32.26 | 7.91 | 34.39 | 104 | 307 | P | V |
|  | *   | 2461.29 | 99.19  | -      | -  | 93.41 | 32.26 | 7.91 | 34.39 | 104 | 307 | A | V |
|  |   | 2496.04 | 58.73  | -15.27 | 74 | 53    | 32.3  | 7.91 | 34.48 | 104 | 307 | P | V |
|  |   | 2484    | 44.34  | -9.66  | 54 | 38.58 | 32.28 | 7.91 | 34.43 | 104 | 307 | A | V |
|  |   |         |        |        |    |       |       |      |       |     |     |   | V |
|  |   |         |        |        |    |       |       |      |       |     |     |   | V |
| <b>Remark</b>                                    | 1. No other spurious found.<br>2. All results are PASS against Peak and Average limit line. |         |        |        |    |       |       |      |       |     |     |   |   |



| WIFI                        | Note  | Frequency | Level      | Over   | Limit      | Read     | Antenna  | Cable  | Preamp | Ant    | Table   | Peak  | Pol.  |
|-----------------------------|---|-----------|------------|--------|------------|----------|----------|--------|--------|--------|---------|-------|-------|
| Ant.                        |   |           |            | Limit  | Line       | Level    | Factor   | Loss   | Factor | Pos    | Pos     | Avg.  |       |
| 1                           |   | ( MHz )   | ( dBμV/m ) | ( dB ) | ( dBμV/m ) | ( dBμV ) | ( dB/m ) | ( dB ) | ( dB ) | ( cm ) | ( deg ) | (P/A) | (H/V) |
| 802.11b<br>CH 12<br>2467MHz | *   | 2465.88   | 101.32     | -      | -          | 95.54    | 32.26    | 7.91   | 34.39  | 229    | 40      | P     | H     |
|                             | *   | 2466.3    | 97.3       | -      | -          | 91.56    | 32.26    | 7.91   | 34.43  | 229    | 40      | A     | H     |
|                             |   | 2483.6    | 58.31      | -15.69 | 74         | 52.55    | 32.28    | 7.91   | 34.43  | 229    | 40      | P     | H     |
|                             |   | 2488.04   | 44.27      | -9.73  | 54         | 38.49    | 32.3     | 7.91   | 34.43  | 229    | 40      | A     | H     |
|                             |   |           |            |        |            |          |          |        |        |        |         |       | H     |
|                             |   |           |            |        |            |          |          |        |        |        |         |       | H     |
|                             | *   | 2468.22   | 103.06     | -      | -          | 97.32    | 32.26    | 7.91   | 34.43  | 104    | 306     | P     | V     |
|                             | *   | 2467.8    | 99.05      | -      | -          | 93.31    | 32.26    | 7.91   | 34.43  | 104    | 306     | A     | V     |
|                             |   | 2491.84   | 58.36      | -15.64 | 74         | 52.63    | 32.3     | 7.91   | 34.48  | 104    | 306     | P     | V     |
|                             |   | 2483.56   | 44.41      | -9.59  | 54         | 38.65    | 32.28    | 7.91   | 34.43  | 104    | 306     | A     | V     |
|                             |   |           |            |        |            |          |          |        |        |        |         |       | V     |
|                             |   |           |            |        |            |          |          |        |        |        |         |       | V     |
| 802.11b<br>CH 13<br>2472MHz | *   | 2473.23   | 100.77     | -      | -          | 95.01    | 32.28    | 7.91   | 34.43  | 208    | 40      | P     | H     |
|                             | *   | 2472.73   | 96.85      | -      | -          | 91.09    | 32.28    | 7.91   | 34.43  | 208    | 40      | A     | H     |
|                             |   | 2484.4    | 58.84      | -15.16 | 74         | 53.08    | 32.28    | 7.91   | 34.43  | 208    | 40      | P     | H     |
|                             |   | 2483.52   | 45.32      | -8.68  | 54         | 39.56    | 32.28    | 7.91   | 34.43  | 208    | 40      | A     | H     |
|                             |   |           |            |        |            |          |          |        |        |        |         |       | H     |
|                             |   |           |            |        |            |          |          |        |        |        |         |       | H     |
|                             | *   | 2473.31   | 102.2      | -      | -          | 96.44    | 32.28    | 7.91   | 34.43  | 105    | 307     | P     | V     |
|                             | *   | 2472.81   | 98.21      | -      | -          | 92.45    | 32.28    | 7.91   | 34.43  | 105    | 307     | A     | V     |
|                             |   | 2483.88   | 59.24      | -14.76 | 74         | 53.48    | 32.28    | 7.91   | 34.43  | 105    | 307     | P     | V     |
|                             |   | 2483.52   | 46.54      | -7.46  | 54         | 40.78    | 32.28    | 7.91   | 34.43  | 105    | 307     | A     | V     |
|                             |   |           |            |        |            |          |          |        |        |        |         |       | V     |
|                             |   |           |            |        |            |          |          |        |        |        |         |       | V     |
| Remark                      | 1. No other spurious found.<br>2. All results are PASS against Peak and Average limit line. |           |            |        |            |          |          |        |        |        |         |       |       |



15C 2.4GHz 2400~2483.5MHz

WIFI 802.11b (Harmonic @ 3m)

| WIFI                        | Note  | Frequency | Level      | Over   | Limit      | Read     | Antenna  | Cable  | Preamp | Ant    | Table   | Peak  | Pol.  |
|-----------------------------|---|-----------|------------|--------|------------|----------|----------|--------|--------|--------|---------|-------|-------|
| Ant.                        |   |           |            | Limit  | Line       | Level    | Factor   | Loss   | Factor | Pos    | Pos     | Avg.  |       |
| 1                           |   | ( MHz )   | ( dBµV/m ) | ( dB ) | ( dBµV/m ) | ( dBµV ) | ( dB/m ) | ( dB ) | ( dB ) | ( cm ) | ( deg ) | (P/A) | (H/V) |
| 802.11b<br>CH 01<br>2412MHz |   | 4824      | 40.81      | -33.19 | 74         | 55.03    | 34.26    | 11.16  | 59.64  | 100    | 0       | P     | H     |
|                             |   |           |            |        |            |          |          |        |        |        |         |       | H     |
|                             |   |           |            |        |            |          |          |        |        |        |         |       | H     |
|                             |   |           |            |        |            |          |          |        |        |        |         |       | H     |
|                             |   | 4824      | 40.76      | -33.24 | 74         | 54.98    | 34.26    | 11.16  | 59.64  | 100    | 0       | P     | V     |
|                             |   |           |            |        |            |          |          |        |        |        |         |       | V     |
|                             |   |           |            |        |            |          |          |        |        |        |         |       | V     |
|                             |   |           |            |        |            |          |          |        |        |        |         |       | V     |
| 802.11b<br>CH 06<br>2437MHz |   | 4872      | 41.5       | -32.5  | 74         | 55.56    | 34.3     | 11.21  | 59.57  | 100    | 0       | P     | H     |
|                             |   | 7311      | 42.49      | -31.51 | 74         | 50.28    | 35.6     | 15.08  | 58.47  | 100    | 0       | P     | H     |
|                             |   |           |            |        |            |          |          |        |        |        |         |       | H     |
|                             |   |           |            |        |            |          |          |        |        |        |         |       | H     |
|                             |   | 4872      | 40.31      | -33.69 | 74         | 54.37    | 34.3     | 11.21  | 59.57  | 100    | 0       | P     | V     |
|                             |   | 7311      | 42.43      | -31.57 | 74         | 50.22    | 35.6     | 15.08  | 58.47  | 100    | 0       | P     | V     |
|                             |   |           |            |        |            |          |          |        |        |        |         |       | V     |
|                             |   |           |            |        |            |          |          |        |        |        |         |       | V     |
| 802.11b<br>CH 11<br>2462MHz |   | 4926      | 40.45      | -33.55 | 74         | 54.34    | 34.34    | 11.27  | 59.5   | 100    | 0       | P     | H     |
|                             |   | 7386      | 41.95      | -32.05 | 74         | 49.79    | 35.6     | 15.14  | 58.58  | 100    | 0       | P     | H     |
|                             |   |           |            |        |            |          |          |        |        |        |         |       | H     |
|                             |   |           |            |        |            |          |          |        |        |        |         |       | H     |
|                             |   | 4926      | 41.52      | -32.48 | 74         | 55.41    | 34.34    | 11.27  | 59.5   | 100    | 0       | P     | V     |
|                             |   | 7386      | 42.01      | -31.99 | 74         | 49.85    | 35.6     | 15.14  | 58.58  | 100    | 0       | P     | V     |
|                             |   |           |            |        |            |          |          |        |        |        |         |       | V     |
|                             |   |           |            |        |            |          |          |        |        |        |         |       | V     |
| Remark                      | 1. No other spurious found.<br>2. All results are PASS against Peak and Average limit line. |           |            |        |            |          |          |        |        |        |         |       |       |



| WIFI                        | Note  | Frequency | Level      | Over   | Limit      | Read     | Antenna  | Cable  | Preamp | Ant    | Table   | Peak  | Pol.  |
|-----------------------------|---|-----------|------------|--------|------------|----------|----------|--------|--------|--------|---------|-------|-------|
| Ant.                        |   |           |            | Limit  | Line       | Level    | Factor   | Loss   | Factor | Pos    | Pos     | Avg.  |       |
| 1                           |   | ( MHz )   | ( dBμV/m ) | ( dB ) | ( dBμV/m ) | ( dBμV ) | ( dB/m ) | ( dB ) | ( dB ) | ( cm ) | ( deg ) | (P/A) | (H/V) |
| 802.11b<br>CH 12<br>2467MHz |   | 4932      | 41.21      | -32.79 | 74         | 55.1     | 34.34    | 11.27  | 59.5   | 100    | 0       | P     | H     |
|                             |   | 7404      | 42.23      | -31.77 | 74         | 50.09    | 35.6     | 15.14  | 58.6   | 100    | 0       | P     | H     |
|                             |   |           |            |        |            |          |          |        |        |        |         |       | H     |
|                             |   |           |            |        |            |          |          |        |        |        |         |       | H     |
|                             |   | 4932      | 41.6       | -32.4  | 74         | 55.49    | 34.34    | 11.27  | 59.5   | 100    | 0       | P     | V     |
|                             |   | 7404      | 41.41      | -32.59 | 74         | 49.27    | 35.6     | 15.14  | 58.6   | 100    | 0       | P     | V     |
|                             |   |           |            |        |            |          |          |        |        |        |         |       | V     |
|                             |   |           |            |        |            |          |          |        |        |        |         |       | V     |
| 802.11b<br>CH 13<br>2472MHz |   | 4944      | 40.95      | -33.05 | 74         | 54.74    | 34.36    | 11.32  | 59.47  | 100    | 0       | P     | H     |
|                             |   | 7416      | 41.28      | -32.72 | 74         | 49.14    | 35.6     | 15.14  | 58.6   | 100    | 0       | P     | H     |
|                             |   |           |            |        |            |          |          |        |        |        |         |       | H     |
|                             |   |           |            |        |            |          |          |        |        |        |         |       | H     |
|                             |   | 4944      | 40.59      | -33.41 | 74         | 54.38    | 34.36    | 11.32  | 59.47  | 100    | 0       | P     | V     |
|                             |   | 7416      | 41.5       | -32.5  | 74         | 49.36    | 35.6     | 15.14  | 58.6   | 100    | 0       | P     | V     |
|                             |   |           |            |        |            |          |          |        |        |        |         |       | V     |
|                             |   |           |            |        |            |          |          |        |        |        |         |       | V     |
| Remark                      | 1. No other spurious found.<br>2. All results are PASS against Peak and Average limit line. |           |            |        |            |          |          |        |        |        |         |       |       |



**15C 2.4GHz 2400~2483.5MHz  
WIFI 802.11g (Band Edge @ 3m)**

| WIFI                        | Note | Frequency | Level      | Over   | Limit      | Read     | Antenna  | Cable  | Preamp | Ant    | Table   | Peak  | Pol.  |   |
|-----------------------------|------|-----------|------------|--------|------------|----------|----------|--------|--------|--------|---------|-------|-------|---|
| Ant.                        |      |           |            | Limit  | Line       | Level    | Factor   | Loss   | Factor | Pos    | Pos     | Avg.  |       |   |
| 1                           |      | ( MHz )   | ( dBμV/m ) | ( dB ) | ( dBμV/m ) | ( dBμV ) | ( dB/m ) | ( dB ) | ( dB ) | ( cm ) | ( deg ) | (P/A) | (H/V) |   |
| 802.11g<br>CH 01<br>2412MHz |      | 2328.18   | 58.16      | -15.84 | 74         | 52.69    | 32.09    | 7.6    | 34.22  | 188    | 16      | P     | H     |   |
|                             |      | 2389.92   | 44.2       | -9.8   | 54         | 38.57    | 32.18    | 7.75   | 34.3   | 188    | 16      | A     | H     |   |
|                             | *    | 2412      | 101.54     | -      | -          | 95.89    | 32.2     | 7.75   | 34.3   | 188    | 16      | P     | H     |   |
|                             | *    | 2412      | 90.75      | -      | -          | 85.1     | 32.2     | 7.75   | 34.3   | 188    | 16      | A     | H     |   |
|                             |      |           |            |        |            |          |          |        |        |        |         |       | H     |   |
|                             |      |           |            |        |            |          |          |        |        |        |         |       | H     |   |
|                             |      |           | 2330.61    | 57.77  | -16.23     | 74       | 52.3     | 32.09  | 7.6    | 34.22  | 110     | 302   | P     | V |
|                             |      |           | 2390       | 44.28  | -9.72      | 54       | 38.65    | 32.18  | 7.75   | 34.3   | 110     | 302   | A     | V |
|                             | *    |           | 2412       | 103.52 | -          | -        | 97.87    | 32.2   | 7.75   | 34.3   | 110     | 302   | P     | V |
|                             | *    |           | 2412       | 92.68  | -          | -        | 87.03    | 32.2   | 7.75   | 34.3   | 110     | 302   | A     | V |
|                             |      |           |            |        |            |          |          |        |        |        |         |       |       | V |
|                             |      |           |            |        |            |          |          |        |        |        |         |       |       | V |
| 802.11g<br>CH 06<br>2437MHz |      | 2318.1    | 58.55      | -15.45 | 74         | 53.08    | 32.09    | 7.6    | 34.22  | 187    | 13      | P     | H     |   |
|                             |      | 2325.3    | 44.09      | -9.91  | 54         | 38.62    | 32.09    | 7.6    | 34.22  | 187    | 13      | A     | H     |   |
|                             | *    | 2437      | 102.54     | -      | -          | 96.82    | 32.24    | 7.83   | 34.35  | 187    | 13      | P     | H     |   |
|                             | *    | 2437      | 91.67      | -      | -          | 85.95    | 32.24    | 7.83   | 34.35  | 187    | 13      | A     | H     |   |
|                             |      |           | 2486.76    | 58.54  | -15.46     | 74       | 52.78    | 32.28  | 7.91   | 34.43  | 187     | 13    | P     | H |
|                             |      |           | 2484.32    | 44.3   | -9.7       | 54       | 38.54    | 32.28  | 7.91   | 34.43  | 187     | 13    | A     | H |
|                             |      |           | 2343.57    | 57.98  | -16.02     | 74       | 52.44    | 32.11  | 7.68   | 34.25  | 102     | 288   | P     | V |
|                             |      |           | 2331.6     | 44.1   | -9.9       | 54       | 38.63    | 32.09  | 7.6    | 34.22  | 102     | 288   | A     | V |
|                             | *    |           | 2437       | 103.97 | -          | -        | 98.25    | 32.24  | 7.83   | 34.35  | 102     | 288   | P     | V |
|                             | *    |           | 2437       | 93.12  | -          | -        | 87.4     | 32.24  | 7.83   | 34.35  | 102     | 288   | A     | V |
|                             |      |           | 2494       | 58.72  | -15.28     | 74       | 52.99    | 32.3   | 7.91   | 34.48  | 102     | 288   | P     | V |
|                             |      |           | 2484.28    | 44.33  | -9.67      | 54       | 38.57    | 32.28  | 7.91   | 34.43  | 102     | 288   | A     | V |



|  |   |         |        |        |    |       |       |      |       |     |     |   |   |
|--|---|---------|--------|--------|----|-------|-------|------|-------|-----|-----|---|---|
| <b>802.11g</b><br><b>CH 11</b><br><b>2462MHz</b> | *   | 2462    | 103.37 | -      | -  | 97.59 | 32.26 | 7.91 | 34.39 | 178 | 28  | P | H |
|  | *   | 2462    | 91.73  | -      | -  | 85.95 | 32.26 | 7.91 | 34.39 | 178 | 28  | A | H |
|  |   | 2498.68 | 58.42  | -15.58 | 74 | 52.69 | 32.3  | 7.91 | 34.48 | 178 | 28  | P | H |
|  |   | 2483.52 | 44.7   | -9.3   | 54 | 38.94 | 32.28 | 7.91 | 34.43 | 178 | 28  | A | H |
|  |   |         |        |        |    |       |       |      |       |     |     |   | H |
|  |   |         |        |        |    |       |       |      |       |     |     |   | H |
|  | *   | 2462    | 104.43 | -      | -  | 98.65 | 32.26 | 7.91 | 34.39 | 218 | 354 | P | V |
|  | *   | 2462    | 93.1   | -      | -  | 87.32 | 32.26 | 7.91 | 34.39 | 218 | 354 | A | V |
|  |   | 2495.84 | 58.2   | -15.8  | 74 | 52.47 | 32.3  | 7.91 | 34.48 | 218 | 354 | P | V |
|  |   | 2483.52 | 44.61  | -9.39  | 54 | 38.85 | 32.28 | 7.91 | 34.43 | 218 | 354 | A | V |
|  |   |         |        |        |    |       |       |      |       |     |     |   | V |
|  |   |         |        |        |    |       |       |      |       |     |     |   | V |
| <b>Remark</b>                                    | 1. No other spurious found.<br>2. All results are PASS against Peak and Average limit line. |         |        |        |    |       |       |      |       |     |     |   |   |





| WIFI                        | Note  | Frequency | Level      | Over   | Limit      | Read     | Antenna  | Cable  | Preamp | Ant    | Table   | Peak  | Pol.  |
|-----------------------------|---|-----------|------------|--------|------------|----------|----------|--------|--------|--------|---------|-------|-------|
| Ant.                        |   |           |            | Limit  | Line       | Level    | Factor   | Loss   | Factor | Pos    | Pos     | Avg.  |       |
| 1                           |   | ( MHz )   | ( dBμV/m ) | ( dB ) | ( dBμV/m ) | ( dBμV ) | ( dB/m ) | ( dB ) | ( dB ) | ( cm ) | ( deg ) | (P/A) | (H/V) |
| 802.11g<br>CH 12<br>2467MHz | *   | 2467      | 102.5      | -      | -          | 96.76    | 32.26    | 7.91   | 34.43  | 220    | 21      | P     | H     |
|                             | *   | 2467      | 91.74      | -      | -          | 86       | 32.26    | 7.91   | 34.43  | 220    | 21      | A     | H     |
|                             |   | 2483.76   | 59.29      | -14.71 | 74         | 53.53    | 32.28    | 7.91   | 34.43  | 220    | 21      | P     | H     |
|                             |   | 2483.52   | 45.07      | -8.93  | 54         | 39.31    | 32.28    | 7.91   | 34.43  | 220    | 21      | A     | H     |
|                             |   |           |            |        |            |          |          |        |        |        |         |       | H     |
|                             |   |           |            |        |            |          |          |        |        |        |         |       | H     |
|                             | *   | 2467      | 104.02     | -      | -          | 98.28    | 32.26    | 7.91   | 34.43  | 140    | 281     | P     | V     |
|                             | *   | 2467      | 93.22      | -      | -          | 87.48    | 32.26    | 7.91   | 34.43  | 140    | 281     | A     | V     |
|                             |   | 2483.84   | 60.62      | -13.38 | 74         | 54.86    | 32.28    | 7.91   | 34.43  | 140    | 281     | P     | V     |
|                             |   | 2483.56   | 45.91      | -8.09  | 54         | 40.15    | 32.28    | 7.91   | 34.43  | 140    | 281     | A     | V     |
|                             |   |           |            |        |            |          |          |        |        |        |         |       | V     |
|                             |   |           |            |        |            |          |          |        |        |        |         |       | V     |
| 802.11g<br>CH 13<br>2472MHz | *   | 2471.39   | 99.08      | -      | -          | 93.32    | 32.28    | 7.91   | 34.43  | 222    | 13      | P     | H     |
|                             | *   | 2471.31   | 88.29      | -      | -          | 82.53    | 32.28    | 7.91   | 34.43  | 222    | 13      | A     | H     |
|                             |   | 2483.64   | 65.06      | -8.94  | 74         | 59.3     | 32.28    | 7.91   | 34.43  | 222    | 13      | P     | H     |
|                             |   | 2483.52   | 46.28      | -7.72  | 54         | 40.52    | 32.28    | 7.91   | 34.43  | 222    | 13      | A     | H     |
|                             |   |           |            |        |            |          |          |        |        |        |         |       | H     |
|                             |   |           |            |        |            |          |          |        |        |        |         |       | H     |
|                             | *   | 2472      | 101.77     | -      | -          | 96.01    | 32.28    | 7.91   | 34.43  | 105    | 304     | P     | V     |
|                             | *   | 2472      | 91.07      | -      | -          | 85.31    | 32.28    | 7.91   | 34.43  | 105    | 304     | A     | V     |
|                             |   | 2483.52   | 70.51      | -3.49  | 74         | 64.75    | 32.28    | 7.91   | 34.43  | 105    | 304     | P     | V     |
|                             |   | 2483.52   | 48.32      | -5.68  | 54         | 42.56    | 32.28    | 7.91   | 34.43  | 105    | 304     | A     | V     |
|                             |   |           |            |        |            |          |          |        |        |        |         |       | V     |
|                             |   |           |            |        |            |          |          |        |        |        |         |       | V     |
| Remark                      | 1. No other spurious found.<br>2. All results are PASS against Peak and Average limit line. |           |            |        |            |          |          |        |        |        |         |       |       |



15C 2.4GHz 2400~2483.5MHz

WIFI 802.11g (Harmonic @ 3m)

| WIFI                        | Note  | Frequency | Level      | Over   | Limit      | Read     | Antenna  | Cable  | Preamp | Ant    | Table   | Peak  | Pol.  |   |
|-----------------------------|---|-----------|------------|--------|------------|----------|----------|--------|--------|--------|---------|-------|-------|---|
| Ant.                        |   |           |            | Limit  | Line       | Level    | Factor   | Loss   | Factor | Pos    | Pos     | Avg.  |       |   |
| 1                           |   | ( MHz )   | ( dBμV/m ) | ( dB ) | ( dBμV/m ) | ( dBμV ) | ( dB/m ) | ( dB ) | ( dB ) | ( cm ) | ( deg ) | (P/A) | (H/V) |   |
| 802.11g<br>CH 01<br>2412MHz |   | 4824      | 40.49      | -33.51 | 74         | 54.71    | 34.26    | 11.16  | 59.64  | 100    | 0       | P     | H     |   |
|                             |   |           |            |        |            |          |          |        |        |        |         |       | H     |   |
|                             |   |           |            |        |            |          |          |        |        |        |         |       | H     |   |
|                             |   |           |            |        |            |          |          |        |        |        |         |       | H     |   |
|                             |   | 4824      | 40.95      | -33.05 | 74         | 55.17    | 34.26    | 11.16  | 59.64  | 100    | 0       | P     | V     |   |
|                             |   |           |            |        |            |          |          |        |        |        |         |       |       | V |
|                             |   |           |            |        |            |          |          |        |        |        |         |       |       | V |
|                             |   |           |            |        |            |          |          |        |        |        |         |       |       | V |
| 802.11g<br>CH 06<br>2437MHz |   | 4872      | 39.62      | -34.38 | 74         | 53.68    | 34.3     | 11.21  | 59.57  | 100    | 0       | P     | H     |   |
|                             |   | 7308      | 41.9       | -32.1  | 74         | 49.69    | 35.6     | 15.08  | 58.47  | 100    | 0       | P     | H     |   |
|                             |   |           |            |        |            |          |          |        |        |        |         |       | H     |   |
|                             |   |           |            |        |            |          |          |        |        |        |         |       | H     |   |
|                             |   | 4872      | 40.86      | -33.14 | 74         | 54.92    | 34.3     | 11.21  | 59.57  | 100    | 0       | P     | V     |   |
|                             |   | 7308      | 42.02      | -31.98 | 74         | 49.81    | 35.6     | 15.08  | 58.47  | 100    | 0       | P     | V     |   |
|                             |   |           |            |        |            |          |          |        |        |        |         |       |       | V |
|                             |   |           |            |        |            |          |          |        |        |        |         |       |       | V |
| 802.11g<br>CH 11<br>2462MHz |   | 4926      | 41.69      | -32.31 | 74         | 55.58    | 34.34    | 11.27  | 59.5   | 100    | 0       | P     | H     |   |
|                             |   | 7386      | 41.98      | -32.02 | 74         | 49.82    | 35.6     | 15.14  | 58.58  | 100    | 0       | P     | H     |   |
|                             |   |           |            |        |            |          |          |        |        |        |         |       | H     |   |
|                             |   |           |            |        |            |          |          |        |        |        |         |       | H     |   |
|                             |   | 4926      | 40.97      | -33.03 | 74         | 54.86    | 34.34    | 11.27  | 59.5   | 100    | 0       | P     | V     |   |
|                             |   | 7386      | 42.38      | -31.62 | 74         | 50.22    | 35.6     | 15.14  | 58.58  | 100    | 0       | P     | V     |   |
|                             |   |           |            |        |            |          |          |        |        |        |         |       |       | V |
|                             |   |           |            |        |            |          |          |        |        |        |         |       |       | V |
| Remark                      | 1. No other spurious found.<br>2. All results are PASS against Peak and Average limit line. |           |            |        |            |          |          |        |        |        |         |       |       |   |



| WIFI                        | Note  | Frequency | Level      | Over   | Limit      | Read     | Antenna  | Cable  | Preamp | Ant    | Table   | Peak  | Pol.  |
|-----------------------------|---|-----------|------------|--------|------------|----------|----------|--------|--------|--------|---------|-------|-------|
| Ant.                        |   |           |            | Limit  | Line       | Level    | Factor   | Loss   | Factor | Pos    | Pos     | Avg.  |       |
| 1                           |   | ( MHz )   | ( dBμV/m ) | ( dB ) | ( dBμV/m ) | ( dBμV ) | ( dB/m ) | ( dB ) | ( dB ) | ( cm ) | ( deg ) | (P/A) | (H/V) |
| 802.11g<br>CH 12<br>2467MHz |   | 4934      | 40.71      | -33.29 | 74         | 54.6     | 34.34    | 11.27  | 59.5   | 100    | 0       | P     | H     |
|                             |   | 7401      | 41.37      | -32.63 | 74         | 49.23    | 35.6     | 15.14  | 58.6   | 100    | 0       | P     | H     |
|                             |   |           |            |        |            |          |          |        |        |        |         |       | H     |
|                             |   |           |            |        |            |          |          |        |        |        |         |       | H     |
|                             |   | 4934      | 41.79      | -32.21 | 74         | 55.68    | 34.34    | 11.27  | 59.5   | 100    | 0       | P     | V     |
|                             |   | 7401      | 42.04      | -31.96 | 74         | 49.9     | 35.6     | 15.14  | 58.6   | 100    | 0       | P     | V     |
|                             |   |           |            |        |            |          |          |        |        |        |         |       | V     |
|                             |   |           |            |        |            |          |          |        |        |        |         |       | V     |
| 802.11g<br>CH 13<br>2472MHz |   | 4944      | 40.63      | -33.37 | 74         | 54.42    | 34.36    | 11.32  | 59.47  | 100    | 0       | P     | H     |
|                             |   | 7416      | 41.9       | -32.1  | 74         | 49.76    | 35.6     | 15.14  | 58.6   | 100    | 0       | P     | H     |
|                             |   |           |            |        |            |          |          |        |        |        |         |       | H     |
|                             |   |           |            |        |            |          |          |        |        |        |         |       | H     |
|                             |   | 4944      | 40.47      | -33.53 | 74         | 54.26    | 34.36    | 11.32  | 59.47  | 100    | 0       | P     | V     |
|                             |   | 7416      | 41.61      | -32.39 | 74         | 49.47    | 35.6     | 15.14  | 58.6   | 100    | 0       | P     | V     |
|                             |   |           |            |        |            |          |          |        |        |        |         |       | V     |
|                             |   |           |            |        |            |          |          |        |        |        |         |       | V     |
| Remark                      | 1. No other spurious found.<br>2. All results are PASS against Peak and Average limit line. |           |            |        |            |          |          |        |        |        |         |       |       |



**15C 2.4GHz 2400~2483.5MHz  
WIFI 802.11n HT20 (Band Edge @ 3m)**

| WIFI                                | Note | Frequency | Level      | Over   | Limit      | Read     | Antenna  | Cable  | Preamp | Ant    | Table   | Peak  | Pol.  |   |
|-------------------------------------|------|-----------|------------|--------|------------|----------|----------|--------|--------|--------|---------|-------|-------|---|
| Ant.                                |      |           |            | Limit  | Line       | Level    | Factor   | Loss   | Factor | Pos    | Pos     | Avg.  |       |   |
| 1                                   |      | ( MHz )   | ( dBμV/m ) | ( dB ) | ( dBμV/m ) | ( dBμV ) | ( dB/m ) | ( dB ) | ( dB ) | ( cm ) | ( deg ) | (P/A) | (H/V) |   |
| 802.11n<br>HT20<br>CH 01<br>2412MHz |      | 2389.74   | 58.23      | -15.77 | 74         | 52.57    | 32.18    | 7.75   | 34.27  | 189    | 36      | P     | H     |   |
|                                     |      | 2390      | 44.73      | -9.27  | 54         | 39.1     | 32.18    | 7.75   | 34.3   | 189    | 36      | A     | H     |   |
|                                     | *    | 2410.19   | 103.48     | -      | -          | 97.83    | 32.2     | 7.75   | 34.3   | 189    | 36      | P     | H     |   |
|                                     | *    | 2411.19   | 91.95      | -      | -          | 86.3     | 32.2     | 7.75   | 34.3   | 189    | 36      | A     | H     |   |
|                                     |      |           |            |        |            |          |          |        |        |        |         |       | H     |   |
|                                     |      |           |            |        |            |          |          |        |        |        |         |       | H     |   |
|                                     |      |           | 2390       | 62.15  | -11.85     | 74       | 56.52    | 32.18  | 7.75   | 34.3   | 102     | 304   | P     | V |
|                                     |      |           | 2390       | 44.83  | -9.17      | 54       | 39.2     | 32.18  | 7.75   | 34.3   | 102     | 304   | A     | V |
|                                     |      | *         | 2410.35    | 105.51 | -          | -        | 99.86    | 32.2   | 7.75   | 34.3   | 102     | 304   | P     | V |
|                                     |      | *         | 2411.27    | 92.59  | -          | -        | 86.94    | 32.2   | 7.75   | 34.3   | 102     | 304   | A     | V |
|                                     |      |           |            |        |            |          |          |        |        |        |         |       | V     |   |
|                                     |      |           |            |        |            |          |          |        |        |        |         |       | V     |   |
| 802.11n<br>HT20<br>CH 06<br>2437MHz |      | 2346.09   | 58.01      | -15.99 | 74         | 52.47    | 32.11    | 7.68   | 34.25  | 166    | 35      | P     | H     |   |
|                                     |      | 2334.21   | 44.12      | -9.88  | 54         | 38.65    | 32.09    | 7.6    | 34.22  | 166    | 35      | A     | H     |   |
|                                     | *    | 2437      | 104.62     | -      | -          | 98.9     | 32.24    | 7.83   | 34.35  | 166    | 35      | P     | H     |   |
|                                     | *    | 2436.16   | 92.7       | -      | -          | 87       | 32.22    | 7.83   | 34.35  | 166    | 35      | A     | H     |   |
|                                     |      |           | 2483.64    | 58.18  | -15.82     | 74       | 52.42    | 32.28  | 7.91   | 34.43  | 166     | 35    | P     | H |
|                                     |      |           | 2484.76    | 44.31  | -9.69      | 54       | 38.55    | 32.28  | 7.91   | 34.43  | 166     | 35    | A     | H |
|                                     |      |           | 2355.27    | 58.03  | -15.97     | 74       | 52.47    | 32.13  | 7.68   | 34.25  | 111     | 305   | P     | V |
|                                     |      |           | 2332.77    | 44.14  | -9.86      | 54       | 38.67    | 32.09  | 7.6    | 34.22  | 111     | 305   | A     | V |
|                                     |      | *         | 2436.49    | 105.55 | -          | -        | 99.85    | 32.22  | 7.83   | 34.35  | 111     | 305   | P     | V |
|                                     |      | *         | 2436.24    | 94.14  | -          | -        | 88.44    | 32.22  | 7.83   | 34.35  | 111     | 305   | A     | V |
|                                     |      | 2497.56   | 58.41      | -15.59 | 74         | 52.68    | 32.3     | 7.91   | 34.48  | 111    | 305     | P     | V     |   |
|                                     |      | 2483.52   | 44.35      | -9.65  | 54         | 38.59    | 32.28    | 7.91   | 34.43  | 111    | 305     | A     | V     |   |



|   |   |         |        |        |    |       |       |      |       |     |     |   |   |
|---|---|---------|--------|--------|----|-------|-------|------|-------|-----|-----|---|---|
| <b>802.11n</b><br><b>HT20</b><br><b>CH 11</b><br><b>2462MHz</b> | *   | 2461.79 | 103.86 | -      | -  | 98.08 | 32.26 | 7.91 | 34.39 | 144 | 36  | P | H |
|   | *   | 2461.29 | 92.36  | -      | -  | 86.58 | 32.26 | 7.91 | 34.39 | 144 | 36  | A | H |
|   |   | 2483.56 | 59.18  | -14.82 | 74 | 53.42 | 32.28 | 7.91 | 34.43 | 144 | 36  | P | H |
|   |   | 2483.52 | 44.78  | -9.22  | 54 | 39.02 | 32.28 | 7.91 | 34.43 | 144 | 36  | A | H |
|   |   |         |        |        |    |       |       |      |       |     |     |   | H |
|   |   |         |        |        |    |       |       |      |       |     |     |   | H |
|   | *   | 2461.37 | 105.74 | -      | -  | 99.96 | 32.26 | 7.91 | 34.39 | 120 | 306 | P | V |
|   | *   | 2461.12 | 93.87  | -      | -  | 88.09 | 32.26 | 7.91 | 34.39 | 120 | 306 | A | V |
|   |   | 2483.52 | 62.18  | -11.82 | 74 | 56.42 | 32.28 | 7.91 | 34.43 | 120 | 306 | P | V |
|   |   | 2483.56 | 45.47  | -8.53  | 54 | 39.71 | 32.28 | 7.91 | 34.43 | 120 | 306 | A | V |
|   |   |         |        |        |    |       |       |      |       |     |     | V |   |
|   |   |         |        |        |    |       |       |      |       |     |     | V |   |
| <b>Remark</b>   | 1. No other spurious found.<br>2. All results are PASS against Peak and Average limit line. |         |        |        |    |       |       |      |       |     |     |   |   |



| WIFI                                | Note  | Frequency | Level      | Over   | Limit      | Read     | Antenna  | Cable  | Preamp | Ant    | Table   | Peak  | Pol.  |
|-------------------------------------|---|-----------|------------|--------|------------|----------|----------|--------|--------|--------|---------|-------|-------|
| Ant.                                |   |           |            | Limit  | Line       | Level    | Factor   | Loss   | Factor | Pos    | Pos     | Avg.  |       |
| 1                                   |   | ( MHz )   | ( dBμV/m ) | ( dB ) | ( dBμV/m ) | ( dBμV ) | ( dB/m ) | ( dB ) | ( dB ) | ( cm ) | ( deg ) | (P/A) | (H/V) |
| 802.11n<br>HT20<br>CH 12<br>2467MHz | *   | 2466.22   | 103.5      | -      | -          | 97.72    | 32.26    | 7.91   | 34.39  | 164    | 37      | P     | H     |
|                                     | *   | 2467.8    | 91.17      | -      | -          | 85.43    | 32.26    | 7.91   | 34.43  | 164    | 37      | A     | H     |
|                                     |   | 2483.72   | 66.5       | -7.5   | 74         | 60.74    | 32.28    | 7.91   | 34.43  | 164    | 37      | P     | H     |
|                                     |   | 2483.52   | 46.08      | -7.92  | 54         | 40.32    | 32.28    | 7.91   | 34.43  | 164    | 37      | A     | H     |
|                                     |   |           |            |        |            |          |          |        |        |        |         |       | H     |
|                                     |   |           |            |        |            |          |          |        |        |        |         |       | H     |
|                                     | *   | 2468.8    | 105.8      | -      | -          | 100.06   | 32.26    | 7.91   | 34.43  | 104    | 307     | P     | V     |
|                                     | *   | 2467.64   | 93.89      | -      | -          | 88.15    | 32.26    | 7.91   | 34.43  | 104    | 307     | A     | V     |
|                                     |   | 2483.52   | 70.14      | -3.86  | 74         | 64.38    | 32.28    | 7.91   | 34.43  | 104    | 307     | P     | V     |
|                                     |   | 2483.52   | 47.58      | -6.42  | 54         | 41.82    | 32.28    | 7.91   | 34.43  | 104    | 307     | A     | V     |
|                                     |   |           |            |        |            |          |          |        |        |        |         | V     |       |
|                                     |   |           |            |        |            |          |          |        |        |        |         | V     |       |
| 802.11n<br>HT20<br>CH 13<br>2472MHz | *   | 2473.56   | 98.88      | -      | -          | 93.12    | 32.28    | 7.91   | 34.43  | 133    | 25      | P     | H     |
|                                     | *   | 2472.9    | 87.57      | -      | -          | 81.81    | 32.28    | 7.91   | 34.43  | 133    | 25      | A     | H     |
|                                     |   | 2483.56   | 68.33      | -5.67  | 74         | 62.57    | 32.28    | 7.91   | 34.43  | 133    | 25      | P     | H     |
|                                     |   | 2483.52   | 47.05      | -6.95  | 54         | 41.29    | 32.28    | 7.91   | 34.43  | 133    | 25      | A     | H     |
|                                     |   |           |            |        |            |          |          |        |        |        |         |       | H     |
|                                     |   |           |            |        |            |          |          |        |        |        |         |       | H     |
|                                     | *   | 2474.06   | 101.1      | -      | -          | 95.34    | 32.28    | 7.91   | 34.43  | 102    | 349     | P     | V     |
|                                     | *   | 2472.65   | 88.86      | -      | -          | 83.1     | 32.28    | 7.91   | 34.43  | 102    | 349     | A     | V     |
|                                     |   | 2483.52   | 67.61      | -6.39  | 74         | 61.85    | 32.28    | 7.91   | 34.43  | 102    | 349     | P     | V     |
|                                     |   | 2483.52   | 46.8       | -7.2   | 54         | 41.04    | 32.28    | 7.91   | 34.43  | 102    | 349     | A     | V     |
|                                     |   |           |            |        |            |          |          |        |        |        |         | V     |       |
|                                     |   |           |            |        |            |          |          |        |        |        |         | V     |       |
| Remark                              | 1. No other spurious found.<br>2. All results are PASS against Peak and Average limit line. |           |            |        |            |          |          |        |        |        |         |       |       |



**15C 2.4GHz 2400~2483.5MHz  
WIFI 802.11n HT20 (Harmonic @ 3m)**

| WIFI                                | Note   | Frequency | Level      | Over   | Limit      | Read     | Antenna  | Cable  | Preamp | Ant    | Table   | Peak  | Pol.  |
|-------------------------------------|--|-----------|------------|--------|------------|----------|----------|--------|--------|--------|---------|-------|-------|
| Ant.                                |  |           |            | Limit  | Line       | Level    | Factor   | Loss   | Factor | Pos    | Pos     | Avg.  |       |
| 1                                   |  | ( MHz )   | ( dBμV/m ) | ( dB ) | ( dBμV/m ) | ( dBμV ) | ( dB/m ) | ( dB ) | ( dB ) | ( cm ) | ( deg ) | (P/A) | (H/V) |
| 802.11n<br>HT20<br>CH 01<br>2412MHz |  | 4824      | 40.38      | -33.62 | 74         | 54.6     | 34.26    | 11.16  | 59.64  | 100    | 0       | P     | H     |
|                                     |  |           |            |        |            |          |          |        |        |        |         |       | H     |
|                                     |  |           |            |        |            |          |          |        |        |        |         |       | H     |
|                                     |  |           |            |        |            |          |          |        |        |        |         |       | H     |
|                                     |  | 4824      | 40.55      | -33.45 | 74         | 54.77    | 34.26    | 11.16  | 59.64  | 100    | 0       | P     | V     |
|                                     |  |           |            |        |            |          |          |        |        |        |         |       | V     |
|                                     |  |           |            |        |            |          |          |        |        |        |         |       | V     |
| 802.11n<br>HT20<br>CH 06<br>2437MHz |  | 4872      | 39.25      | -34.75 | 74         | 53.31    | 34.3     | 11.21  | 59.57  | 100    | 0       | P     | H     |
|                                     |  | 7308      | 42.78      | -31.22 | 74         | 50.57    | 35.6     | 15.08  | 58.47  | 100    | 0       | P     | H     |
|                                     |  |           |            |        |            |          |          |        |        |        |         |       | H     |
|                                     |  |           |            |        |            |          |          |        |        |        |         |       | H     |
|                                     |  | 4872      | 39.55      | -34.45 | 74         | 53.61    | 34.3     | 11.21  | 59.57  | 100    | 0       | P     | V     |
|                                     |  | 7308      | 42.01      | -31.99 | 74         | 49.8     | 35.6     | 15.08  | 58.47  | 100    | 0       | P     | V     |
|                                     |  |           |            |        |            |          |          |        |        |        |         |       | V     |
| 802.11n<br>HT20<br>CH 11<br>2462MHz |  | 4926      | 39.94      | -34.06 | 74         | 53.83    | 34.34    | 11.27  | 59.5   | 100    | 0       | P     | H     |
|                                     |  | 7386      | 42.01      | -31.99 | 74         | 49.85    | 35.6     | 15.14  | 58.58  | 100    | 0       | P     | H     |
|                                     |  |           |            |        |            |          |          |        |        |        |         |       | H     |
|                                     |  |           |            |        |            |          |          |        |        |        |         |       | H     |
|                                     |  | 4926      | 39.88      | -34.12 | 74         | 53.77    | 34.34    | 11.27  | 59.5   | 100    | 0       | P     | V     |
|                                     |  | 7386      | 42.13      | -31.87 | 74         | 49.97    | 35.6     | 15.14  | 58.58  | 100    | 0       | P     | V     |
|                                     |  |           |            |        |            |          |          |        |        |        |         |       | V     |
| Remark                              | 1. No other spurious found.                                  |           |            |        |            |          |          |        |        |        |         |       |       |
|                                     | 2. All results are PASS against Peak and Average limit line. |           |            |        |            |          |          |        |        |        |         |       |       |



| WIFI                                | Note   | Frequency | Level      | Over   | Limit      | Read     | Antenna  | Cable  | Preamp | Ant    | Table   | Peak  | Pol.  |
|-------------------------------------|--|-----------|------------|--------|------------|----------|----------|--------|--------|--------|---------|-------|-------|
| Ant.                                |  |           |            | Limit  | Line       | Level    | Factor   | Loss   | Factor | Pos    | Pos     | Avg.  |       |
| 1                                   |  | ( MHz )   | ( dBμV/m ) | ( dB ) | ( dBμV/m ) | ( dBμV ) | ( dB/m ) | ( dB ) | ( dB ) | ( cm ) | ( deg ) | (P/A) | (H/V) |
| 802.11n<br>HT20<br>CH 12<br>2467MHz |  | 4932      | 40.72      | -33.28 | 74         | 54.61    | 34.34    | 11.27  | 59.5   | 100    | 0       | P     | H     |
|                                     |  | 7404      | 42.2       | -31.8  | 74         | 50.06    | 35.6     | 15.14  | 58.6   | 100    | 0       | P     | H     |
|                                     |  |           |            |        |            |          |          |        |        |        |         |       | H     |
|                                     |  |           |            |        |            |          |          |        |        |        |         |       | H     |
|                                     |  | 4932      | 40.03      | -33.97 | 74         | 53.92    | 34.34    | 11.27  | 59.5   | 100    | 0       | P     | V     |
|                                     |  | 7404      | 42.12      | -31.88 | 74         | 49.98    | 35.6     | 15.14  | 58.6   | 100    | 0       | P     | V     |
|                                     |  |           |            |        |            |          |          |        |        |        |         |       | V     |
| 802.11n<br>HT20<br>CH 13<br>2472MHz |  | 4944      | 40.28      | -33.72 | 74         | 54.07    | 34.36    | 11.32  | 59.47  | 100    | 0       | P     | H     |
|                                     |  | 7416      | 42.14      | -31.86 | 74         | 50       | 35.6     | 15.14  | 58.6   | 100    | 0       | P     | H     |
|                                     |  |           |            |        |            |          |          |        |        |        |         |       | H     |
|                                     |  |           |            |        |            |          |          |        |        |        |         |       | H     |
|                                     |  | 4944      | 40.75      | -33.25 | 74         | 54.54    | 34.36    | 11.32  | 59.47  | 100    | 0       | P     | V     |
|                                     |  | 7416      | 41.81      | -32.19 | 74         | 49.67    | 35.6     | 15.14  | 58.6   | 100    | 0       | P     | V     |
|                                     |  |           |            |        |            |          |          |        |        |        |         |       | V     |
| Remark                              | 1. No other spurious found.                                  |           |            |        |            |          |          |        |        |        |         |       |       |
|                                     | 2. All results are PASS against Peak and Average limit line. |           |            |        |            |          |          |        |        |        |         |       |       |





15C Emission below 1GHz

2.4GHz WIFI 802.11b (LF)

| WIFI                    | Note   | Frequency | Level      | Over   | Limit      | Read     | Antenna  | Cable  | Preamp | Ant    | Table   | Peak  | Pol.  |   |
|-------------------------|--|-----------|------------|--------|------------|----------|----------|--------|--------|--------|---------|-------|-------|---|
| Ant.                    |  |           |            | Limit  | Line       | Level    | Factor   | Loss   | Factor | Pos    | Pos     | Avg.  |       |   |
| 1                       |  | ( MHz )   | ( dBμV/m ) | ( dB ) | ( dBμV/m ) | ( dBμV ) | ( dB/m ) | ( dB ) | ( dB ) | ( cm ) | ( deg ) | (P/A) | (H/V) |   |
| 2.4GHz<br>802.11b<br>LF |  | 30.54     | 31.94      | -8.06  | 40         | 43.35    | 18.28    | 1.77   | 31.46  | 100    | 0       | P     | H     |   |
|                         |  | 140.43    | 18.93      | -24.57 | 43.5       | 35.92    | 11.5     | 2.61   | 31.1   |        |         | P     | H     |   |
|                         |  | 263.55    | 19.65      | -26.35 | 46         | 33.93    | 13.56    | 3.16   | 31     |        |         | P     | H     |   |
|                         |  | 574.4     | 23.29      | -22.71 | 46         | 30.32    | 19.66    | 4.01   | 30.7   |        |         | P     | H     |   |
|                         |  | 855.8     | 27.71      | -18.29 | 46         | 30.15    | 23.25    | 4.7    | 30.39  |        |         | P     | H     |   |
|                         |  | 977.6     | 30.17      | -23.83 | 54         | 30.56    | 24.96    | 4.94   | 30.29  |        |         | P     | H     |   |
|                         |  |           |            |        |            |          |          |        |        |        |         |       |       | H |
|                         |  |           |            |        |            |          |          |        |        |        |         |       |       | H |
|                         |  |           |            |        |            |          |          |        |        |        |         |       |       | H |
|                         |  |           |            |        |            |          |          |        |        |        |         |       |       | H |
|                         |  |           |            |        |            |          |          |        |        |        |         |       |       | H |
|                         |  |           |            |        |            |          |          |        |        |        |         |       |       | H |
|                         |  |           |            |        |            |          |          |        |        |        |         |       |       | H |
|                         |  |           | 45.66      | 32.54  | -7.46      | 40       | 51.82    | 10.15  | 1.77   | 31.2   | 100     | 0     | P     | V |
|                         |  |           | 130.44     | 15.62  | -27.88     | 43.5     | 32.44    | 11.9   | 2.38   | 31.1   |         |       | P     | V |
|                         |  |           | 288.93     | 17.51  | -28.49     | 46       | 32.36    | 13.07  | 3.16   | 31.08  |         |       | P     | V |
|                         |  |           | 517.7      | 21.43  | -24.57     | 46       | 30.11    | 18.1   | 3.89   | 30.67  |         |       | P     | V |
|                         |  |           | 730.5      | 26.64  | -19.36     | 46       | 30.63    | 22     | 4.41   | 30.4   |         |       | P     | V |
|                         |  |           | 988.1      | 29.53  | -24.47     | 54       | 29.91    | 24.84  | 5.03   | 30.25  |         |       | P     | V |
|                         |  |           |            |        |            |          |          |        |        |        |         |       |       | V |
|                         |  |           |            |        |            |          |          |        |        |        |         |       | V     |   |
|                         |  |           |            |        |            |          |          |        |        |        |         |       | V     |   |
|                         |  |           |            |        |            |          |          |        |        |        |         |       | V     |   |
|                         |  |           |            |        |            |          |          |        |        |        |         |       | V     |   |
|                         |  |           |            |        |            |          |          |        |        |        |         |       | V     |   |
| Remark                  | 1. No other spurious found.<br>2. All results are PASS against limit line. |           |            |        |            |          |          |        |        |        |         |       |       |   |



15C Emission below 1GHz

2.4GHz WIFI 802.11g (LF)

| WIFI                    | Note   | Frequency | Level      | Over   | Limit      | Read     | Antenna  | Cable  | Preamp | Ant    | Table   | Peak  | Pol.  |   |
|-------------------------|--|-----------|------------|--------|------------|----------|----------|--------|--------|--------|---------|-------|-------|---|
| Ant.                    |  |           |            | Limit  | Line       | Level    | Factor   | Loss   | Factor | Pos    | Pos     | Avg.  |       |   |
| 1                       |  | ( MHz )   | ( dBμV/m ) | ( dB ) | ( dBμV/m ) | ( dBμV ) | ( dB/m ) | ( dB ) | ( dB ) | ( cm ) | ( deg ) | (P/A) | (H/V) |   |
| 2.4GHz<br>802.11g<br>LF |  | 43.5      | 29.76      | -10.24 | 40         | 47.99    | 11.2     | 1.77   | 31.2   | 100    | 0       | P     | H     |   |
|                         |  | 119.37    | 19.21      | -24.29 | 43.5       | 36.58    | 11.35    | 2.38   | 31.1   |        |         | P     | H     |   |
|                         |  | 257.34    | 20.22      | -25.78 | 46         | 34.74    | 13.52    | 2.96   | 31     |        |         | P     | H     |   |
|                         |  | 369.3     | 20.88      | -25.12 | 46         | 33.67    | 14.88    | 3.39   | 31.06  |        |         | P     | H     |   |
|                         |  | 682.2     | 25.9       | -20.1  | 46         | 31.49    | 20.5     | 4.35   | 30.44  |        |         | P     | H     |   |
|                         |  | 910.4     | 28.45      | -17.55 | 46         | 30.42    | 23.55    | 4.8    | 30.32  |        |         | P     | H     |   |
|                         |  |           |            |        |            |          |          |        |        |        |         |       |       | H |
|                         |  |           |            |        |            |          |          |        |        |        |         |       |       | H |
|                         |  |           |            |        |            |          |          |        |        |        |         |       |       | H |
|                         |  |           |            |        |            |          |          |        |        |        |         |       |       | H |
|                         |  |           |            |        |            |          |          |        |        |        |         |       |       | H |
|                         |  |           |            |        |            |          |          |        |        |        |         |       |       | H |
|                         |  |           |            |        |            |          |          |        |        |        |         |       |       | H |
|                         |  |           | 43.5       | 32.3   | -7.7       | 40       | 50.53    | 11.2   | 1.77   | 31.2   | 100     | 0     | P     | V |
|                         |  |           | 128.82     | 16.99  | -26.51     | 43.5     | 33.79    | 11.92  | 2.38   | 31.1   |         |       | P     | V |
|                         |  |           | 247.89     | 17.45  | -28.55     | 46       | 33.29    | 12.2   | 2.96   | 31     |         |       | P     | V |
|                         |  |           | 339.9      | 19.08  | -26.92     | 46       | 32.73    | 14.07  | 3.28   | 31     |         |       | P     | V |
|                         |  |           | 614.3      | 25.75  | -20.25     | 46       | 32.22    | 20.02  | 4.08   | 30.57  |         |       | P     | V |
|                         |  |           | 914.6      | 30.13  | -15.87     | 46       | 31.93    | 23.73  | 4.8    | 30.33  |         |       | P     | V |
|                         |  |           |            |        |            |          |          |        |        |        |         |       |       | V |
|                         |  |           |            |        |            |          |          |        |        |        |         |       | V     |   |
|                         |  |           |            |        |            |          |          |        |        |        |         |       | V     |   |
|                         |  |           |            |        |            |          |          |        |        |        |         |       | V     |   |
|                         |  |           |            |        |            |          |          |        |        |        |         |       | V     |   |
|                         |  |           |            |        |            |          |          |        |        |        |         |       | V     |   |
| Remark                  | 1. No other spurious found.<br>2. All results are PASS against limit line. |           |            |        |            |          |          |        |        |        |         |       |       |   |





**Note symbol**

|     |  |
|-----|--|
| *   | <b>Fundamental Frequency</b> which can be ignored. However, the level of any unwanted emissions shall not exceed the level of the fundamental frequency per 15.209(c). |
| !   | Test result is <b>over limit</b> line.   |
| P/A | <b>Peak</b> or <b>Average</b>  |
| H/V | <b>Horizontal</b> or <b>Vertical</b>   |



A calculation example for radiated spurious emission is shown as below:

| WIFI    | Note | Frequency | Level      | Over   | Limit      | Read     | Antenna  | Cable  | Preamp | Ant    | Table   | Peak  | Pol.  |
|---------|------|-----------|------------|--------|------------|----------|----------|--------|--------|--------|---------|-------|-------|
| Ant.    |      |           |            | Limit  | Line       | Level    | Factor   | Loss   | Factor | Pos    | Pos     | Avg.  |       |
| 1+2     |      | ( MHz )   | ( dBμV/m ) | ( dB ) | ( dBμV/m ) | ( dBμV ) | ( dB/m ) | ( dB ) | ( dB ) | ( cm ) | ( deg ) | (P/A) | (H/V) |
| 802.11b |      | 2390      | 55.45      | -18.55 | 74         | 54.51    | 32.22    | 4.58   | 35.86  | 103    | 308     | P     | H     |
| CH 01   |      | 2390      | 43.54      | -10.46 | 54         | 42.6     | 32.22    | 4.58   | 35.86  | 103    | 308     | A     | H     |
| 2412MHz |      |           |            |        |            |          |          |        |        |        |         |       |       |

- Level(dBμV/m) =  
Antenna Factor(dB/m) + Cable Loss(dB) + Read Level(dBμV) - Preamp Factor(dB)
- Over Limit(dB) = Level(dBμV/m) – Limit Line(dBμV/m)

**For Peak Limit @ 2390MHz:**

- Level(dBμV/m)  
= Antenna Factor(dB/m) + Cable Loss(dB) + Read Level(dBμV) - Preamp Factor(dB)  
= 32.22(dB/m) + 4.58(dB) + 54.51(dBμV) – 35.86 (dB)  
= 55.45 (dBμV/m)
- Over Limit(dB)  
= Level(dBμV/m) – Limit Line(dBμV/m)  
= 55.45(dBμV/m) – 74(dBμV/m)  
= -18.55(dB)

**For Average Limit @ 2390MHz:**

- Level(dBμV/m)  
= Antenna Factor(dB/m) + Cable Loss(dB) + Read Level(dBμV) - Preamp Factor(dB)  
= 32.22(dB/m) + 4.58(dB) + 42.6(dBμV) – 35.86 (dB)  
= 43.54 (dBμV/m)
- Over Limit(dB)  
= Level(dBμV/m) – Limit Line(dBμV/m)  
= 43.54(dBμV/m) – 54(dBμV/m)  
= -10.46(dB)

**Both peak and average measured complies with the limit line, so test result is “PASS”.**



## Appendix C. Radiated Spurious Emission Plots

|                 |                                    |                     |         |
|-----------------|------------------------------------|---------------------|---------|
| Test Engineer : | Wei Chen and Ken Wu and James Chiu | Temperature :       | 21~23°C |
|                 |                                    | Relative Humidity : | 60~63%  |

2.4GHz 2400~2483.5MHz

WIFI 802.11b (Band Edge @ 3m)

| WIFI | 2.4GHz 2400~2483.5MHz Band Edge @ 3m  |   |
|------|---|---|
| ANT  | 802.11b CH01 2412MHz  |   |
| 1    | Horizontal  | Vertical  |
| Peak | <p>Site : 03CH07-HY<br/>Condition : FCC CLASS-B 3m HF-ANT_130829 HORIZONTAL<br/>RBW:1000.000kHz VBW:3000.000kHz SWT:Auto<br/>Detector : Peak</p>    | <p>Site : 03CH07-HY<br/>Condition : FCC CLASS-B 3m HF-ANT_130829 VERTICAL<br/>RBW:1000.000kHz VBW:3000.000kHz SWT:Auto<br/>Detector : Peak</p>    |
| Avg. | <p>Site : 03CH07-HY<br/>Condition : FCC CLASS-B (AVG) 3m HF-ANT_130829 HORIZONTAL<br/>RBW:1000.000kHz VBW:0.010kHz SWT:Auto<br/>Detector : Peak</p> | <p>Site : 03CH07-HY<br/>Condition : FCC CLASS-B (AVG) 3m HF-ANT_130829 VERTICAL<br/>RBW:1000.000kHz VBW:0.010kHz SWT:Auto<br/>Detector : Peak</p> |



| WIFI | 2.4GHz 2400~2483.5MHz Band Edge @ 3m  |   |
|------|---|---|
| ANT  | 802.11b CH06 2437MHz - Low channel location   |   |
| 1    | Horizontal  | Vertical  |
| Peak | <p>Site : 03CH07-HY<br/>Condition : FCC CLASS-B 3m HF-ANT_130829 HORIZONTAL<br/>RBW:1000.000kHz VBW:3000.000kHz SWT:Auto<br/>Detector : Peak</p>    | <p>Site : 03CH07-HY<br/>Condition : FCC CLASS-B 3m HF-ANT_130829 VERTICAL<br/>RBW:1000.000kHz VBW:3000.000kHz SWT:Auto<br/>Detector : Peak</p>    |
| Avg. | <p>Site : 03CH07-HY<br/>Condition : FCC CLASS-B (AVG) 3m HF-ANT_130829 HORIZONTAL<br/>RBW:1000.000kHz VBW:0.010kHz SWT:Auto<br/>Detector : Peak</p> | <p>Site : 03CH07-HY<br/>Condition : FCC CLASS-B (AVG) 3m HF-ANT_130829 VERTICAL<br/>RBW:1000.000kHz VBW:0.010kHz SWT:Auto<br/>Detector : Peak</p> |



| WIFI | 2.4GHz 2400~2483.5MHz Band Edge @ 3m   |  |
|------|--|--|
| ANT  | 802.11b CH06 2437MHz - High channel location   |  |
| 1    | Horizontal   | Vertical   |
| Peak | <p>Site : 03CH07-HY<br/>Condition : FCC CLASS-B 3m HF-ANT_130829 HORIZONTAL<br/>RBW: 1000.000kHz VBW: 3000.000kHz SWT: Auto<br/>Detector : Peak</p>    | <p>Site : 03CH07-HY<br/>Condition : FCC CLASS-B 3m HF-ANT_130829 VERTICAL<br/>RBW: 1000.000kHz VBW: 3000.000kHz SWT: Auto<br/>Detector : Peak</p>    |
| Avg. | <p>Site : 03CH07-HY<br/>Condition : FCC CLASS-B (AVG) 3m HF-ANT_130829 HORIZONTAL<br/>RBW: 1000.000kHz VBW: 0.010kHz SWT: Auto<br/>Detector : Peak</p> | <p>Site : 03CH07-HY<br/>Condition : FCC CLASS-B (AVG) 3m HF-ANT_130829 VERTICAL<br/>RBW: 1000.000kHz VBW: 0.010kHz SWT: Auto<br/>Detector : Peak</p> |





| WIFI | 2.4GHz 2400~2483.5MHz Band Edge @ 3m  |   |
|------|---|---|
| ANT  | 802.11b CH11 2462MHz  |   |
| 1    | Horizontal  | Vertical  |
| Peak | <p>Site : 03CH07-HY<br/>Condition : FCC CLASS-B 3m HF-ANT_130829 HORIZONTAL<br/>RBW:1000.000kHz VBW:3000.000kHz SWT:Auto<br/>Detector : Peak</p>    | <p>Site : 03CH07-HY<br/>Condition : FCC CLASS-B 3m HF-ANT_130829 VERTICAL<br/>RBW:1000.000kHz VBW:3000.000kHz SWT:Auto<br/>Detector : Peak</p>    |
| Avg. | <p>Site : 03CH07-HY<br/>Condition : FCC CLASS-B (AVG) 3m HF-ANT_130829 HORIZONTAL<br/>RBW:1000.000kHz VBW:0.010kHz SWT:Auto<br/>Detector : Peak</p> | <p>Site : 03CH07-HY<br/>Condition : FCC CLASS-B (AVG) 3m HF-ANT_130829 VERTICAL<br/>RBW:1000.000kHz VBW:0.010kHz SWT:Auto<br/>Detector : Peak</p> |



| WIFI | 2.4GHz 2400~2483.5MHz Band Edge @ 3m   |  |
|------|--|--|
| ANT  | 802.11b CH12 2467MHz   |  |
| 1    | Horizontal   | Vertical   |
| Peak | <p>Site : 03CH07-HY<br/>           Condition : FCC CLASS-B 3m HF-ANT_130829 HORIZONTAL<br/>           RBW:1000.000kHz VBW:3000.000kHz SWT:Auto<br/>           Detector : Peak</p>    | <p>Site : 03CH07-HY<br/>           Condition : FCC CLASS-B 3m HF-ANT_130829 VERTICAL<br/>           RBW:1000.000kHz VBW:3000.000kHz SWT:Auto<br/>           Detector : Peak</p>    |
| Avg. | <p>Site : 03CH07-HY<br/>           Condition : FCC CLASS-B (AVG) 3m HF-ANT_130829 HORIZONTAL<br/>           RBW:1000.000kHz VBW:0.010kHz SWT:Auto<br/>           Detector : Peak</p> | <p>Site : 03CH07-HY<br/>           Condition : FCC CLASS-B (AVG) 3m HF-ANT_130829 VERTICAL<br/>           RBW:1000.000kHz VBW:0.010kHz SWT:Auto<br/>           Detector : Peak</p> |



| WIFI | 2.4GHz 2400~2483.5MHz Band Edge @ 3m   |  |
|------|--|--|
| ANT  | 802.11b CH13 2472MHz   |  |
| 1    | Horizontal   | Vertical   |
| Peak | <p>Site : 03CH07-HY<br/>           Condition : FCC CLASS-B 3m HF-ANT_130829 HORIZONTAL<br/>           RBW:1000.000kHz VBW:3000.000kHz SWT:Auto<br/>           Detector : Peak</p>    | <p>Site : 03CH07-HY<br/>           Condition : FCC CLASS-B 3m HF-ANT_130829 VERTICAL<br/>           RBW:1000.000kHz VBW:3000.000kHz SWT:Auto<br/>           Detector : Peak</p>    |
| Avg. | <p>Site : 03CH07-HY<br/>           Condition : FCC CLASS-B (AVG) 3m HF-ANT_130829 HORIZONTAL<br/>           RBW:1000.000kHz VBW:0.010kHz SWT:Auto<br/>           Detector : Peak</p> | <p>Site : 03CH07-HY<br/>           Condition : FCC CLASS-B (AVG) 3m HF-ANT_130829 VERTICAL<br/>           RBW:1000.000kHz VBW:0.010kHz SWT:Auto<br/>           Detector : Peak</p> |



2.4GHz 2400~2483.5MHz

WIFI 802.11g (Band Edge @ 3m)

| WIFI | 2.4GHz 2400~2483.5MHz Band Edge @ 3m  |   |
|------|---|---|
| ANT  | 802.11g CH01 2412MHz  |   |
| 1    | Horizontal  | Vertical  |
| Peak | <p>Site : 03CH07-HY<br/>Condition : FCC CLASS-B 3m HF-ANT_130829 HORIZONTAL<br/>RBW:1000.000kHz VBW:3000.000kHz SWT:Auto<br/>Detector : Peak</p>    | <p>Site : 03CH07-HY<br/>Condition : FCC CLASS-B 3m HF-ANT_130829 VERTICAL<br/>RBW:1000.000kHz VBW:3000.000kHz SWT:Auto<br/>Detector : Peak</p>    |
| Avg. | <p>Site : 03CH07-HY<br/>Condition : FCC CLASS-B (AVG) 3m HF-ANT_130829 HORIZONTAL<br/>RBW:1000.000kHz VBW:0.010kHz SWT:Auto<br/>Detector : Peak</p> | <p>Site : 03CH07-HY<br/>Condition : FCC CLASS-B (AVG) 3m HF-ANT_130829 VERTICAL<br/>RBW:1000.000kHz VBW:0.010kHz SWT:Auto<br/>Detector : Peak</p> |



| WIFI | 2.4GHz 2400~2483.5MHz Band Edge @ 3m  |   |
|------|---|---|
| ANT  | 802.11g CH06 2437MHz - Low channel location   |   |
| 1    | Horizontal  | Vertical  |
| Peak | <p>Site : 03CH07-HY<br/>           Condition : FCC CLASS-B 3m HF-ANT_130829 HORIZONTAL<br/>           RBW: 1000.000kHz VBW:3000.000kHz SWT:Auto<br/>           Detector : Peak</p>    | <p>Site : 03CH07-HY<br/>           Condition : FCC CLASS-B 3m HF-ANT_130829 VERTICAL<br/>           RBW: 1000.000kHz VBW:3000.000kHz SWT:Auto<br/>           Detector : Peak</p>    |
| Avg. | <p>Site : 03CH07-HY<br/>           Condition : FCC CLASS-B (AVG) 3m HF-ANT_130829 HORIZONTAL<br/>           RBW: 1000.000kHz VBW:0.010kHz SWT:Auto<br/>           Detector : Peak</p> | <p>Site : 03CH07-HY<br/>           Condition : FCC CLASS-B (AVG) 3m HF-ANT_130829 VERTICAL<br/>           RBW: 1000.000kHz VBW:0.010kHz SWT:Auto<br/>           Detector : Peak</p> |



| WIFI | 2.4GHz 2400~2483.5MHz Band Edge @ 3m  |   |
|------|---|---|
| ANT  | 802.11g CH06 2437MHz - High channel location  |   |
| 1    | Horizontal  | Vertical  |
| Peak | <p>Site : 03CH07-HY<br/>Condition : FCC CLASS-B 3m HF-ANT_130829 HORIZONTAL<br/>RBW:1000.000kHz VBW:3000.000kHz SWT:Auto<br/>Detector : Peak</p>    | <p>Site : 03CH07-HY<br/>Condition : FCC CLASS-B 3m HF-ANT_130829 VERTICAL<br/>RBW:1000.000kHz VBW:3000.000kHz SWT:Auto<br/>Detector : Peak</p>    |
| Avg. | <p>Site : 03CH07-HY<br/>Condition : FCC CLASS-B (AVG) 3m HF-ANT_130829 HORIZONTAL<br/>RBW:1000.000kHz VBW:0.010kHz SWT:Auto<br/>Detector : Peak</p> | <p>Site : 03CH07-HY<br/>Condition : FCC CLASS-B (AVG) 3m HF-ANT_130829 VERTICAL<br/>RBW:1000.000kHz VBW:0.010kHz SWT:Auto<br/>Detector : Peak</p> |



| WIFI | 2.4GHz 2400~2483.5MHz Band Edge @ 3m  |   |
|------|---|---|
| ANT  | 802.11g CH11 2462MHz  |   |
| 1    | Horizontal  | Vertical  |
| Peak | <p>Site : 03CH07-HY<br/>Condition : FCC CLASS-B 3m HF-ANT_130829 HORIZONTAL<br/>RBW:1000.000kHz VBW:3000.000kHz SWT:Auto<br/>Detector : Peak</p>    | <p>Site : 03CH07-HY<br/>Condition : FCC CLASS-B 3m HF-ANT_130829 VERTICAL<br/>RBW:1000.000kHz VBW:3000.000kHz SWT:Auto<br/>Detector : Peak</p>    |
| Avg. | <p>Site : 03CH07-HY<br/>Condition : FCC CLASS-B (AVG) 3m HF-ANT_130829 HORIZONTAL<br/>RBW:1000.000kHz VBW:0.010kHz SWT:Auto<br/>Detector : Peak</p> | <p>Site : 03CH07-HY<br/>Condition : FCC CLASS-B (AVG) 3m HF-ANT_130829 VERTICAL<br/>RBW:1000.000kHz VBW:0.010kHz SWT:Auto<br/>Detector : Peak</p> |



| WIFI | 2.4GHz 2400~2483.5MHz Band Edge @ 3m   |  |
|------|--|--|
| ANT  | 802.11g CH12 2467MHz   |  |
| 1    | Horizontal   | Vertical   |
| Peak | <p>Date: 2015-08-06</p> <p>Site : 03CH07-HY<br/>Condition : FCC CLASS-B 3m HF-ANT_130829 HORIZONTAL<br/>RBW: 1000.000kHz VBW: 3000.000kHz SWT: Auto<br/>Detector : Peak</p>    | <p>Date: 2015-08-06</p> <p>Site : 03CH07-HY<br/>Condition : FCC CLASS-B 3m HF-ANT_130829 VERTICAL<br/>RBW: 1000.000kHz VBW: 3000.000kHz SWT: Auto<br/>Detector : Peak</p>    |
| Avg. | <p>Date: 2015-08-06</p> <p>Site : 03CH07-HY<br/>Condition : FCC CLASS-B (AVG) 3m HF-ANT_130829 HORIZONTAL<br/>RBW: 1000.000kHz VBW: 0.010kHz SWT: Auto<br/>Detector : Peak</p> | <p>Date: 2015-08-06</p> <p>Site : 03CH07-HY<br/>Condition : FCC CLASS-B (AVG) 3m HF-ANT_130829 VERTICAL<br/>RBW: 1000.000kHz VBW: 0.010kHz SWT: Auto<br/>Detector : Peak</p> |





| WIFI | 2.4GHz 2400~2483.5MHz Band Edge @ 3m   |  |
|------|--|--|
| ANT  | 802.11g CH013 2472MHz  |  |
| 1    | Horizontal   | Vertical   |
| Peak | <p>Date: 2015-08-06</p> <p>Site : 03CH07-HY<br/>Condition : FCC CLASS-B 3m HF-ANT_130829 HORIZONTAL<br/>RBW: 1000.000kHz VBW: 3000.000kHz SWT: Auto<br/>Detector : Peak</p>    | <p>Date: 2015-08-06</p> <p>Site : 03CH07-HY<br/>Condition : FCC CLASS-B 3m HF-ANT_130829 VERTICAL<br/>RBW: 1000.000kHz VBW: 3000.000kHz SWT: Auto<br/>Detector : Peak</p>    |
| Avg. | <p>Date: 2015-08-06</p> <p>Site : 03CH07-HY<br/>Condition : FCC CLASS-B (AVG) 3m HF-ANT_130829 HORIZONTAL<br/>RBW: 1000.000kHz VBW: 0.010kHz SWT: Auto<br/>Detector : Peak</p> | <p>Date: 2015-08-06</p> <p>Site : 03CH07-HY<br/>Condition : FCC CLASS-B (AVG) 3m HF-ANT_130829 VERTICAL<br/>RBW: 1000.000kHz VBW: 0.010kHz SWT: Auto<br/>Detector : Peak</p> |



2.4GHz 2400~2483.5MHz

WIFI 802.11n HT20 (Band Edge @ 3m)

| WIFI | 2.4GHz 2400~2483.5MHz Band Edge @ 3m  |   |
|------|---|---|
| ANT  | 802.11n HT20 CH01 2412MHz   |   |
| 1    | Horizontal  | Vertical  |
| Peak | <p>Site : 03CH07-HY<br/>Condition : FCC CLASS-B 3m HF-ANT_130829 HORIZONTAL<br/>RBW:1000.000kHz VBW:3000.000kHz SWT:Auto<br/>Detector : Peak</p>    | <p>Site : 03CH07-HY<br/>Condition : FCC CLASS-B 3m HF-ANT_130829 VERTICAL<br/>RBW:1000.000kHz VBW:3000.000kHz SWT:Auto<br/>Detector : Peak</p>    |
| Avg. | <p>Site : 03CH07-HY<br/>Condition : FCC CLASS-B (AVG) 3m HF-ANT_130829 HORIZONTAL<br/>RBW:1000.000kHz VBW:0.010kHz SWT:Auto<br/>Detector : Peak</p> | <p>Site : 03CH07-HY<br/>Condition : FCC CLASS-B (AVG) 3m HF-ANT_130829 VERTICAL<br/>RBW:1000.000kHz VBW:0.010kHz SWT:Auto<br/>Detector : Peak</p> |

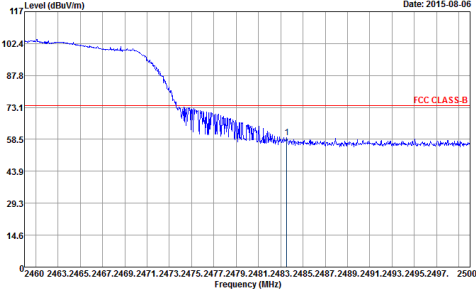
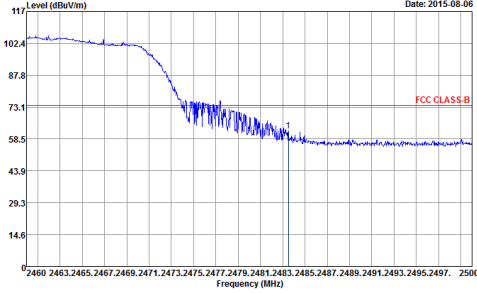
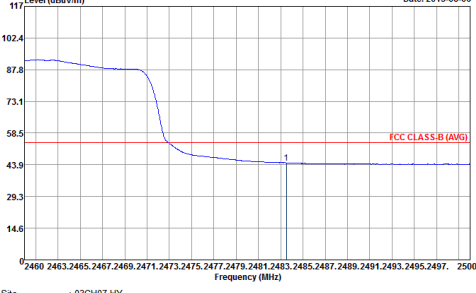
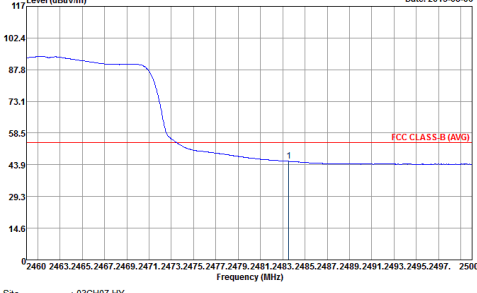


| WIFI | 2.4GHz 2400~2483.5MHz Band Edge @ 3m   |  |
|------|--|--|
| ANT  | 802.11n HT20 CH06 2437MHz - Low channel location   |  |
| 1    | Horizontal   | Vertical   |
| Peak | <p>Site : 03CH07-HY<br/>           Condition : FCC CLASS-B 3m HF-ANT_130829 HORIZONTAL<br/>           RBW:1000.000kHz VBW:3000.000kHz SWT:Auto<br/>           Detector : Peak</p>    | <p>Site : 03CH07-HY<br/>           Condition : FCC CLASS-B 3m HF-ANT_130829 VERTICAL<br/>           RBW:1000.000kHz VBW:3000.000kHz SWT:Auto<br/>           Detector : Peak</p>    |
| Avg. | <p>Site : 03CH07-HY<br/>           Condition : FCC CLASS-B (AVG) 3m HF-ANT_130829 HORIZONTAL<br/>           RBW:1000.000kHz VBW:0.010kHz SWT:Auto<br/>           Detector : Peak</p> | <p>Site : 03CH07-HY<br/>           Condition : FCC CLASS-B (AVG) 3m HF-ANT_130829 VERTICAL<br/>           RBW:1000.000kHz VBW:0.010kHz SWT:Auto<br/>           Detector : Peak</p> |



| WIFI | 2.4GHz 2400~2483.5MHz Band Edge @ 3m  |   |
|------|---|---|
| ANT  | 802.11n HT20 CH06 2437MHz -High channel location  |   |
| 1    | Horizontal  | Vertical  |
| Peak | <p>Site : 03CH07-HY<br/>Condition : FCC CLASS-B 3m HF-ANT_130829 HORIZONTAL<br/>RBW:1000.000kHz VBW:3000.000kHz SWT:Auto<br/>Detector : Peak</p>    | <p>Site : 03CH07-HY<br/>Condition : FCC CLASS-B 3m HF-ANT_130829 VERTICAL<br/>RBW:1000.000kHz VBW:3000.000kHz SWT:Auto<br/>Detector : Peak</p>    |
| Avg. | <p>Site : 03CH07-HY<br/>Condition : FCC CLASS-B (AVG) 3m HF-ANT_130829 HORIZONTAL<br/>RBW:1000.000kHz VBW:0.010kHz SWT:Auto<br/>Detector : Peak</p> | <p>Site : 03CH07-HY<br/>Condition : FCC CLASS-B (AVG) 3m HF-ANT_130829 VERTICAL<br/>RBW:1000.000kHz VBW:0.010kHz SWT:Auto<br/>Detector : Peak</p> |

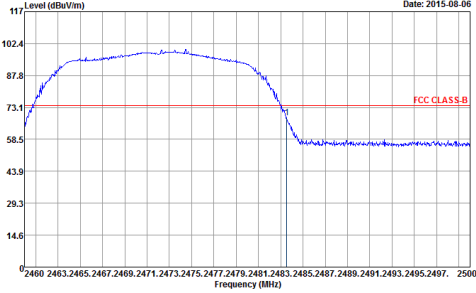
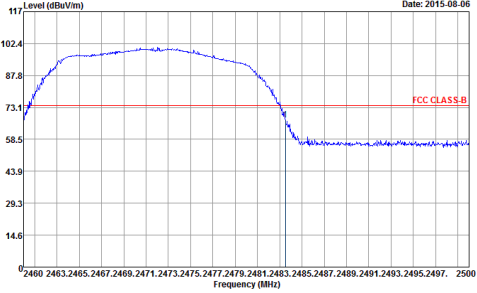
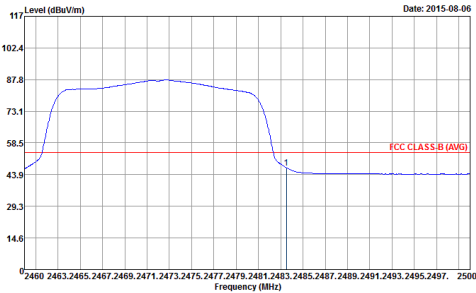
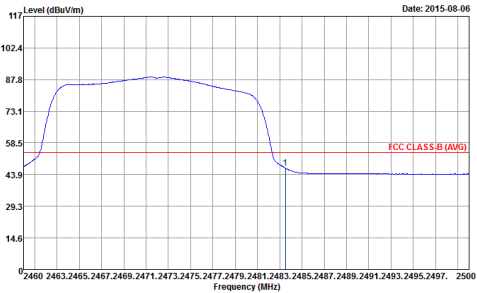


| WIFI | 2.4GHz 2400~2483.5MHz Band Edge @ 3m  |  |
|------|---|--|
| ANT  | 802.11n HT20 CH11 2462MHz   |  |
| 1    | Horizontal  | Vertical   |
| Peak |  <p>Site : 03CH07-HY<br/>           Condition : FCC CLASS-B 3m HF-ANT_130829 HORIZONTAL<br/>           RBW:1000.000kHz VBW:3000.000kHz SWT:Auto<br/>           Detector : Peak</p>     |  <p>Site : 03CH07-HY<br/>           Condition : FCC CLASS-B 3m HF-ANT_130829 VERTICAL<br/>           RBW:1000.000kHz VBW:3000.000kHz SWT:Auto<br/>           Detector : Peak</p>     |
| Avg. |  <p>Site : 03CH07-HY<br/>           Condition : FCC CLASS-B (AVG) 3m HF-ANT_130829 HORIZONTAL<br/>           RBW:1000.000kHz VBW:0.010kHz SWT:Auto<br/>           Detector : Peak</p> |  <p>Site : 03CH07-HY<br/>           Condition : FCC CLASS-B (AVG) 3m HF-ANT_130829 VERTICAL<br/>           RBW:1000.000kHz VBW:0.010kHz SWT:Auto<br/>           Detector : Peak</p> |



| WIFI | 2.4GHz 2400~2483.5MHz Band Edge @ 3m   |  |
|------|--|--|
| ANT  | 802.11n HT20 CH12 2467MHz  |  |
| 1    | Horizontal   | Vertical   |
| Peak | <p>Site : 03CH07-HY<br/>Condition : FCC CLASS-B 3m HF-ANT_130829 HORIZONTAL<br/>RBW: 1000.000kHz VBW:3000.000kHz SWT:Auto<br/>Detector : Peak</p>    | <p>Site : 03CH07-HY<br/>Condition : FCC CLASS-B 3m HF-ANT_130829 VERTICAL<br/>RBW: 1000.000kHz VBW:3000.000kHz SWT:Auto<br/>Detector : Peak</p>    |
| Avg. | <p>Site : 03CH07-HY<br/>Condition : FCC CLASS-B (AVG) 3m HF-ANT_130829 HORIZONTAL<br/>RBW: 1000.000kHz VBW:0.010kHz SWT:Auto<br/>Detector : Peak</p> | <p>Site : 03CH07-HY<br/>Condition : FCC CLASS-B (AVG) 3m HF-ANT_130829 VERTICAL<br/>RBW: 1000.000kHz VBW:0.010kHz SWT:Auto<br/>Detector : Peak</p> |



| WIFI | 2.4GHz 2400~2483.5MHz Band Edge @ 3m   |   |
|------|--|---|
| ANT  | 802.11n HT20 CH13 2472MHz  |   |
| 1    | Horizontal   | Vertical  |
| Peak |  <p>Site : 03CH07-HY<br/>           Condition : FCC CLASS-B 3m HF-ANT_130829 HORIZONTAL<br/>           RBW: 1000.000kHz VBW:3000.000kHz SWT:Auto<br/>           Detector : Peak</p>     |  <p>Site : 03CH07-HY<br/>           Condition : FCC CLASS-B 3m HF-ANT_130829 VERTICAL<br/>           RBW: 1000.000kHz VBW:3000.000kHz SWT:Auto<br/>           Detector : Peak</p>     |
| Avg. |  <p>Site : 03CH07-HY<br/>           Condition : FCC CLASS-B (AVG) 3m HF-ANT_130829 HORIZONTAL<br/>           RBW: 1000.000kHz VBW:0.010kHz SWT:Auto<br/>           Detector : Peak</p> |  <p>Site : 03CH07-HY<br/>           Condition : FCC CLASS-B (AVG) 3m HF-ANT_130829 VERTICAL<br/>           RBW: 1000.000kHz VBW:0.010kHz SWT:Auto<br/>           Detector : Peak</p> |



2.4GHz 2400~2483.5MHz

WIFI 802.11b (Harmonic @ 3m)

|              |  |  |
|--------------|--|--|
| WIFI         | 2.4GHz 2400~2483.5MHz Harmonic @ 3m  |  |
| ANT          | 802.11b CH01 2412MHz   |  |
| 1            | Horizontal   | Vertical   |
| Peak<br>Avg. | <p>Site : 03CH07-HY<br/>Condition : FCC CLASS-B 3m SHF-EHF_131029 HORIZONTAL<br/>Detector : Peak</p> | <p>Site : 03CH07-HY<br/>Condition : FCC CLASS-B 3m SHF-EHF_131029 VERTICAL<br/>Detector : Peak</p> |

|              |  |  |
|--------------|--|--|
| WIFI         | 2.4GHz 2400~2483.5MHz Harmonic @ 3m  |  |
| ANT          | 802.11b CH06 2437MHz   |  |
| 1            | Horizontal   | Vertical   |
| Peak<br>Avg. | <p>Site : 03CH07-HY<br/>Condition : FCC CLASS-B 3m SHF-EHF_131029 HORIZONTAL<br/>Detector : Peak</p> | <p>Site : 03CH07-HY<br/>Condition : FCC CLASS-B 3m SHF-EHF_131029 VERTICAL<br/>Detector : Peak</p> |





|              |  |  |
|--------------|--|--|
| WIFI         | 2.4GHz 2400~2483.5MHz Harmonic @ 3m  |  |
| ANT          | 802.11b CH11 2462MHz   |  |
| 1            | Horizontal   | Vertical   |
| Peak<br>Avg. | <p>Site : 03CH07-HY<br/>Condition : FCC CLASS-B 3m SHF-EHF_131029 HORIZONTAL<br/>Detector : Peak</p> | <p>Site : 03CH07-HY<br/>Condition : FCC CLASS-B 3m SHF-EHF_131029 VERTICAL<br/>Detector : Peak</p> |

|              |  |  |
|--------------|--|--|
| WIFI         | 2.4GHz 2400~2483.5MHz Harmonic @ 3m  |  |
| ANT          | 802.11b CH12 2467MHz   |  |
| 1            | Horizontal   | Vertical   |
| Peak<br>Avg. | <p>Site : 03CH07-HY<br/>Condition : FCC CLASS-B 3m SHF-EHF_131029 HORIZONTAL<br/>Detector : Peak</p> | <p>Site : 03CH07-HY<br/>Condition : FCC CLASS-B 3m SHF-EHF_131029 VERTICAL<br/>Detector : Peak</p> |



|      |  |  |
|------|--|--|
| WIFI | 2.4GHz 2400~2483.5MHz Harmonic @ 3m  |  |
| ANT  | 802.11b CH13 2472MHz   |  |
| 1    | Horizontal   | Vertical   |
| Peak | <p>Site : 03CH07-HY<br/>Condition : FCC CLASS-B 3m SHF-EHF_131029 HORIZONTAL<br/>Detector : Peak</p> | <p>Site : 03CH07-HY<br/>Condition : FCC CLASS-B 3m SHF-EHF_131029 VERTICAL<br/>Detector : Peak</p> |



2.4GHz 2400~2483.5MHz

WIFI 802.11g (Harmonic @ 3m)

|              |  |  |
|--------------|--|--|
| WIFI         | 2.4GHz 2400~2483.5MHz Harmonic @ 3m  |  |
| ANT          | 802.11g CH01 2412MHz   |  |
| 1            | Horizontal   | Vertical   |
| Peak<br>Avg. | <p>Site : 03CH07-HY<br/>Condition : FCC CLASS-B 3m SHF-EHF_131029 HORIZONTAL<br/>Detector : Peak</p> | <p>Site : 03CH07-HY<br/>Condition : FCC CLASS-B 3m SHF-EHF_131029 VERTICAL<br/>Detector : Peak</p> |

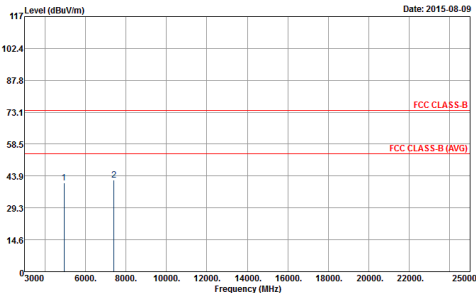
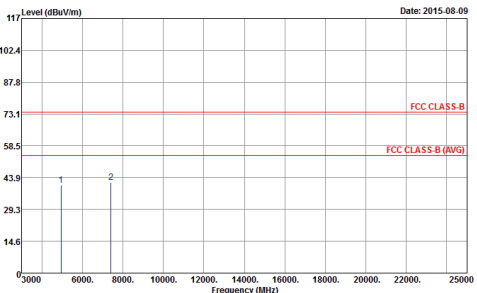
|              |  |  |
|--------------|--|--|
| WIFI         | 2.4GHz 2400~2483.5MHz Harmonic @ 3m  |  |
| ANT          | 802.11g CH06 2437MHz   |  |
| 1            | Horizontal   | Vertical   |
| Peak<br>Avg. | <p>Site : 03CH07-HY<br/>Condition : FCC CLASS-B 3m SHF-EHF_131029 HORIZONTAL<br/>Detector : Peak</p> | <p>Site : 03CH07-HY<br/>Condition : FCC CLASS-B 3m SHF-EHF_131029 VERTICAL<br/>Detector : Peak</p> |



|              |  |  |
|--------------|--|--|
| WIFI         | 2.4GHz 2400~2483.5MHz Harmonic @ 3m  |  |
| ANT          | 802.11g CH11 2462MHz   |  |
| 1            | Horizontal   | Vertical   |
| Peak<br>Avg. | <p>Site : 03CH07-HY<br/>Condition : FCC CLASS-B 3m SHF-EHF_131029 HORIZONTAL<br/>Detector : Peak</p> | <p>Site : 03CH07-HY<br/>Condition : FCC CLASS-B 3m SHF-EHF_131029 VERTICAL<br/>Detector : Peak</p> |

|              |  |  |
|--------------|--|--|
| WIFI         | 2.4GHz 2400~2483.5MHz Harmonic @ 3m  |  |
| ANT          | 802.11g CH12 2467MHz   |  |
| 1            | Horizontal   | Vertical   |
| Peak<br>Avg. | <p>Site : 03CH07-HY<br/>Condition : FCC CLASS-B 3m SHF-EHF_131029 HORIZONTAL<br/>Detector : Peak</p> | <p>Site : 03CH07-HY<br/>Condition : FCC CLASS-B 3m SHF-EHF_131029 VERTICAL<br/>Detector : Peak</p> |



|              |  |   |
|--------------|--|---|
| WIFI         | 2.4GHz 2400~2483.5MHz Harmonic @ 3m  |   |
| ANT          | 802.11g CH13 2472MHz   |   |
| 1            | Horizontal   | Vertical  |
| Peak<br>Avg. |  <p>Site : 03CH07-HY<br/>Condition : FCC CLASS-B 3m SHF-EHF_131029 HORIZONTAL<br/>Detector : Peak</p> |  <p>Site : 03CH07-HY<br/>Condition : FCC CLASS-B 3m SHF-EHF_131029 VERTICAL<br/>Detector : Peak</p> |



2.4GHz 2400~2483.5MHz

WIFI 802.11n HT20 (Harmonic @ 3m)

|           |  |  |
|-----------|--|--|
| WIFI      | 2.4GHz 2400~2483.5MHz Harmonic @ 3m  |  |
| ANT       | 802.11n HT20 CH01 2412MHz  |  |
| 1         | Horizontal   | Vertical   |
| Peak Avg. | <p>Site : 03CH07-HY<br/>Condition : FCC CLASS-B 3m SHF-EHF_131029 HORIZONTAL<br/>Detector : Peak</p> | <p>Site : 03CH07-HY<br/>Condition : FCC CLASS-B 3m SHF-EHF_131029 VERTICAL<br/>Detector : Peak</p> |

|           |  |  |
|-----------|--|--|
| WIFI      | 2.4GHz 2400~2483.5MHz Harmonic @ 3m  |  |
| ANT       | 802.11n HT20 CH06 2437MHz  |  |
| 1         | Horizontal   | Vertical   |
| Peak Avg. | <p>Site : 03CH07-HY<br/>Condition : FCC CLASS-B 3m SHF-EHF_131029 HORIZONTAL<br/>Detector : Peak</p> | <p>Site : 03CH07-HY<br/>Condition : FCC CLASS-B 3m SHF-EHF_131029 VERTICAL<br/>Detector : Peak</p> |



|              |  |  |
|--------------|--|--|
| WIFI         | 2.4GHz 2400~2483.5MHz Harmonic @ 3m  |  |
| ANT          | 802.11n HT20 CH11 2462MHz  |  |
| 1            | Horizontal   | Vertical   |
| Peak<br>Avg. | <p>Site : 03CH07-HY<br/>Condition : FCC CLASS-B 3m SHF-EHF_131029 HORIZONTAL<br/>Detector : Peak</p> | <p>Site : 03CH07-HY<br/>Condition : FCC CLASS-B 3m SHF-EHF_131029 VERTICAL<br/>Detector : Peak</p> |

|              |  |  |
|--------------|--|--|
| WIFI         | 2.4GHz 2400~2483.5MHz Harmonic @ 3m  |  |
| ANT          | 802.11n HT20 CH12 2467MHz  |  |
| 1            | Horizontal   | Vertical   |
| Peak<br>Avg. | <p>Site : 03CH07-HY<br/>Condition : FCC CLASS-B 3m SHF-EHF_131029 HORIZONTAL<br/>Detector : Peak</p> | <p>Site : 03CH07-HY<br/>Condition : FCC CLASS-B 3m SHF-EHF_131029 VERTICAL<br/>Detector : Peak</p> |



|              |  |  |
|--------------|--|--|
| WIFI         | 2.4GHz 2400~2483.5MHz Harmonic @ 3m  |  |
| ANT          | 802.11n HT20 CH13 2472MHz  |  |
| 1            | Horizontal   | Vertical   |
| Peak<br>Avg. | <p>Site : 03CH07-HY<br/>Condition : FCC CLASS-B 3m SHF-EHF_131029 HORIZONTAL<br/>Detector : Peak</p> | <p>Site : 03CH07-HY<br/>Condition : FCC CLASS-B 3m SHF-EHF_131029 VERTICAL<br/>Detector : Peak</p> |





2.4GHz 2400~2483.5MHz

Emission below 1GHz

2.4GHz WIFI 802.11b (LF)

| WIFI      | 2.4GHz 2400~2483.5MHz  |  |
|-----------|--|--|
| ANT       | 802.11b LF   |  |
| 1         | Horizontal   | Vertical   |
| QP / Peak | <p>Site : 03CH07-HY<br/>Condition : FCC CLASS-B 3m LF-ANT(131102) HORIZONTAL<br/>Detector : Peak<br/>Project : FR 571617</p> | <p>Site : 03CH07-HY<br/>Condition : FCC CLASS-B 3m LF-ANT(131102) VERTICAL<br/>Detector : Peak</p> |



2.4GHz 2400~2483.5MHz

Emission below 1GHz

2.4GHz WIFI 802.11g (LF)

|           |  |  |
|-----------|--|--|
| WIFI      | 2.4GHz 2400~2483.5MHz  |  |
| ANT       | 802.11g LF   |  |
| 1         | Horizontal   | Vertical   |
| QP / Peak | <p>Site : 03CH07-HY<br/>Condition : FCC CLASS-B 3m LF-ANT(131102) HORIZONTAL<br/>Detector : Peak</p> | <p>Site : 03CH07-HY<br/>Condition : FCC CLASS-B 3m LF-ANT(131102) VERTICAL<br/>Detector : Peak</p> |

2.4GHz 2400~2483.5MHz

Emission below 1GHz

2.4GHz WIFI 802.11n HT20 (LF)

|           |  |  |
|-----------|--|--|
| WIFI      | 2.4GHz 2400~2483.5MHz  |  |
| ANT       | 802.11n HT20 LF  |  |
| 1         | Horizontal   | Vertical   |
| QP / Peak | <p>Site : 03CH07-HY<br/>Condition : FCC CLASS-B 3m LF-ANT(131102) HORIZONTAL<br/>Detector : Peak</p> | <p>Site : 03CH07-HY<br/>Condition : FCC CLASS-B 3m LF-ANT(131102) VERTICAL<br/>Detector : Peak</p> |