



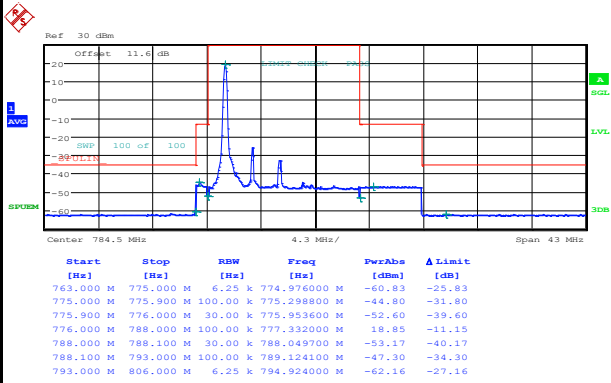
Conducted Band Edge



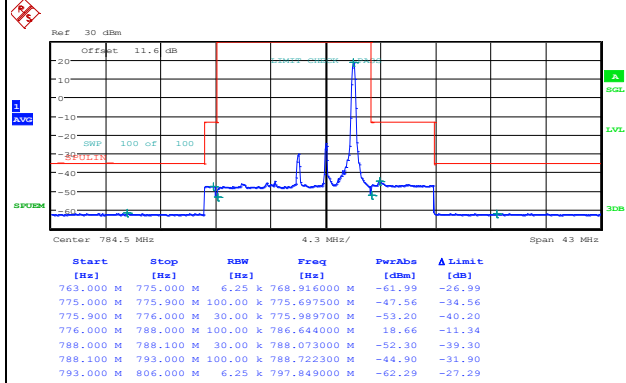
LTE Band 13 / 5MHz / QPSK

Lowest Band Edge / 1 RB

Highest Band Edge / 1 RB



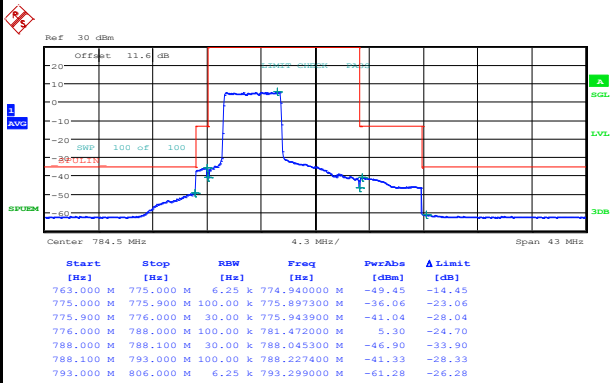
Date: 12.JAN.2015 17:06:18



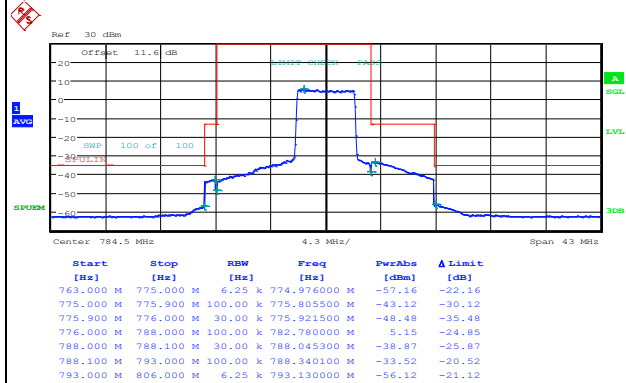
Date: 12.JAN.2015 17:14:53

Lowest Band Edge / Full RB

Highest Band Edge / Full RB



Date: 12.JAN.2015 17:12:34



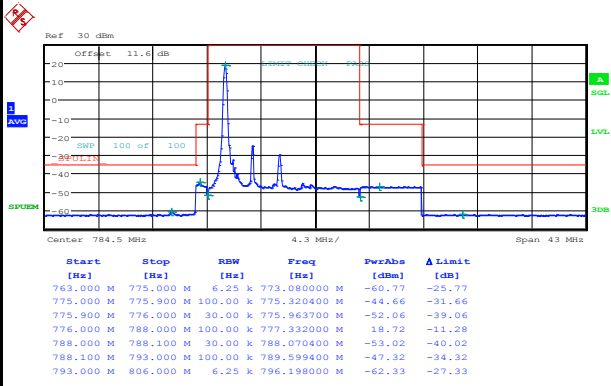
Date: 12.JAN.2015 17:22:02



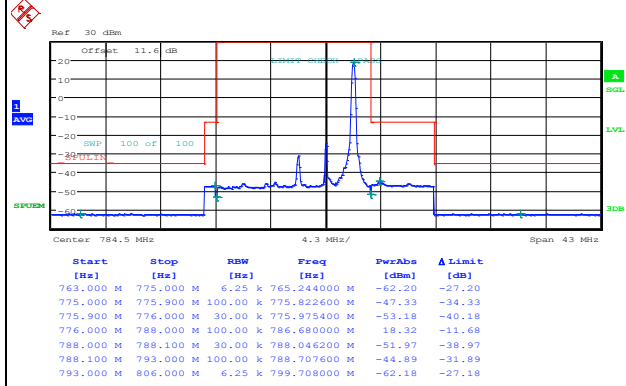
LTE Band 13 / 5MHz / 16QAM

Lowest Band Edge / 1 RB

Highest Band Edge / 1 RB



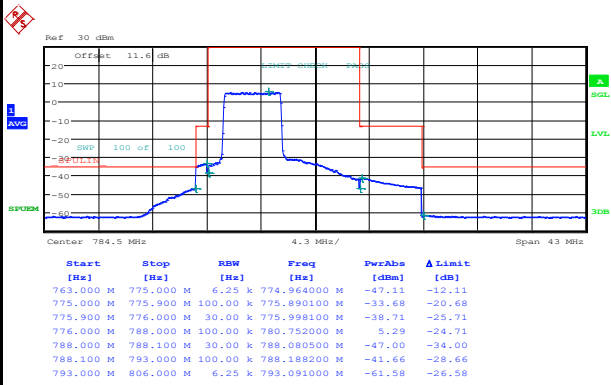
Date: 12.JAN.2015 17:08:21



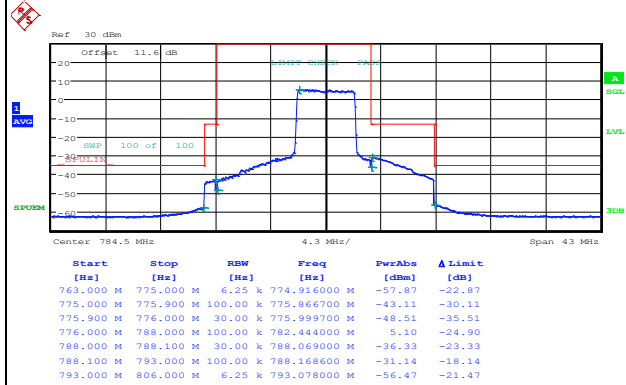
Date: 12.JAN.2015 17:16:48

Lowest Band Edge / Full RB

Highest Band Edge / Full RB



Date: 12.JAN.2015 17:10:25

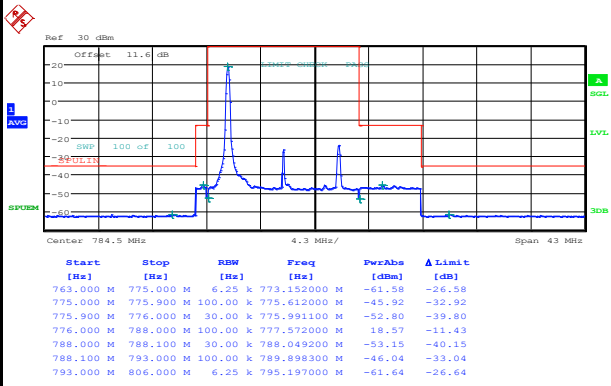


Date: 12.JAN.2015 17:19:40



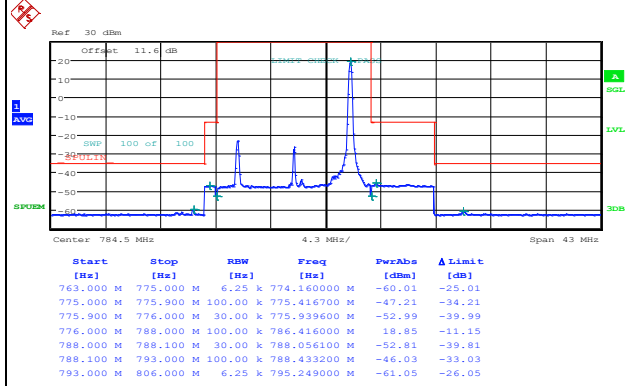
LTE Band 13 / 10MHz / QPSK

Lowest Band Edge / 1 RB



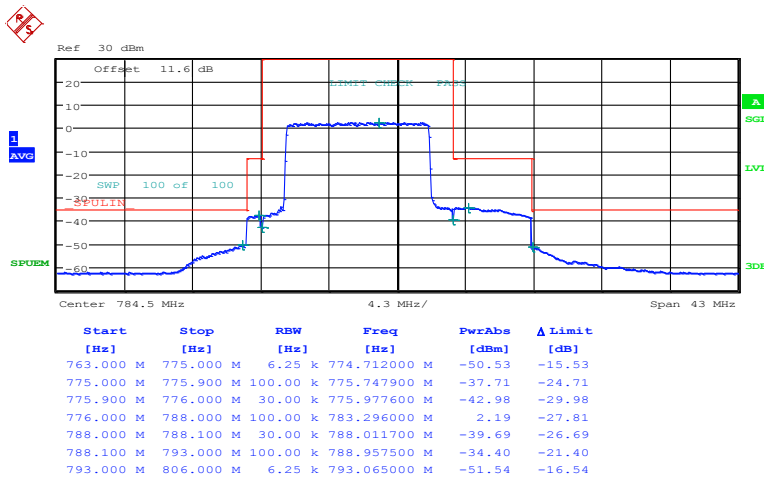
Date: 12.JAN.2015 17:48:50

Highest Band Edge / 1 RB



Date: 12.JAN.2015 18:04:04

Band Edge / Full RB



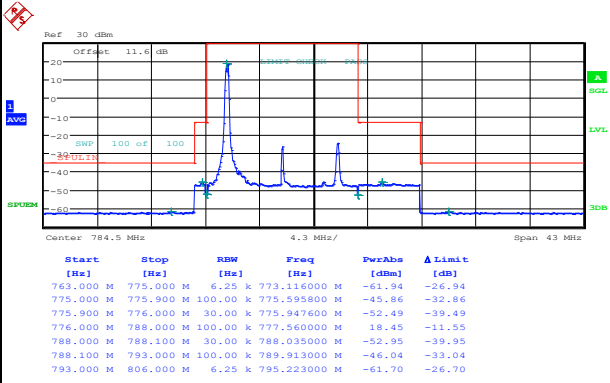
Date: 12.JAN.2015 18:01:22



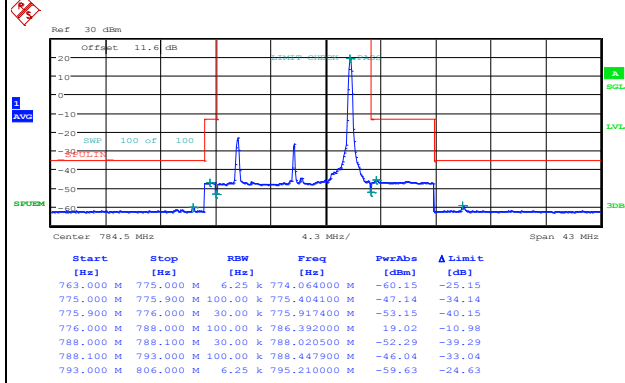
LTE Band 13 / 10MHz / 16QAM

Lowest Band Edge / 1 RB

Highest Band Edge / 1 RB

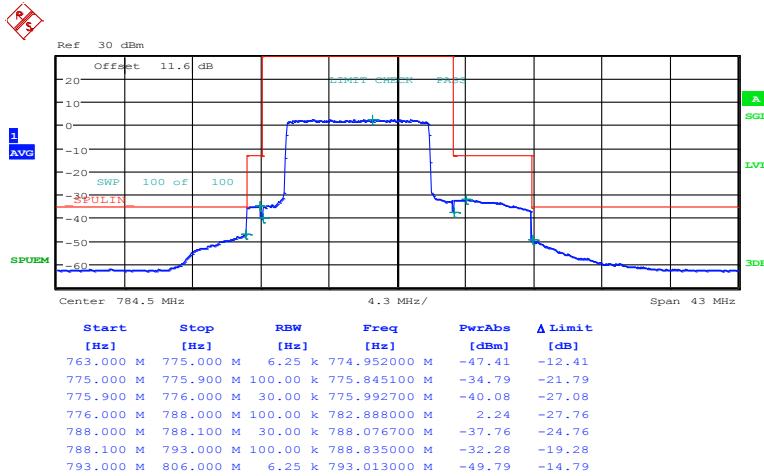


Date: 12.JAN.2015 17:50:43



Date: 12.JAN.2015 17:53:00

Band Edge / Full RB



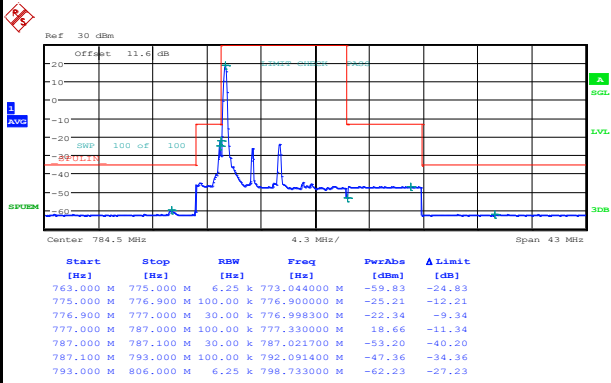
Date: 12.JAN.2015 18:07:05



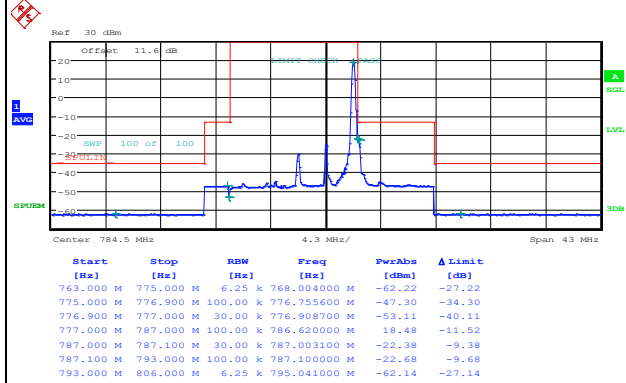
IC LTE Band 13 / 5MHz / QPSK

Lowest Band Edge / 1 RB

Highest Band Edge / 1 RB



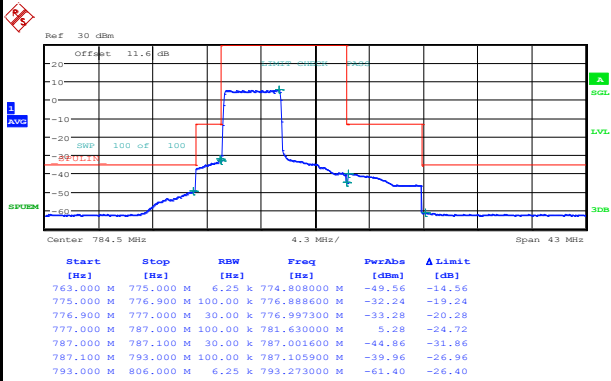
Date: 12.JAN.2015 17:25:25



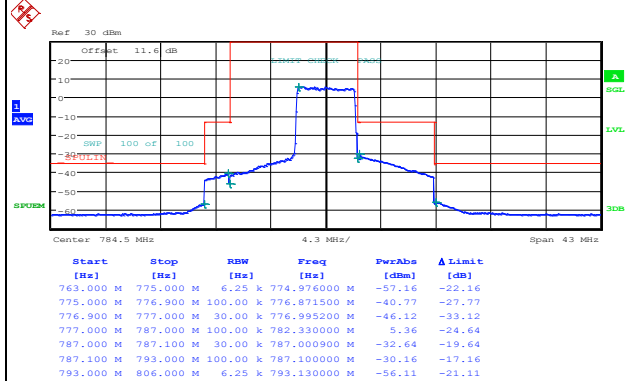
Date: 12.JAN.2015 17:43:56

Lowest Band Edge / Full RB

Highest Band Edge / Full RB



Date: 12.JAN.2015 17:32:07



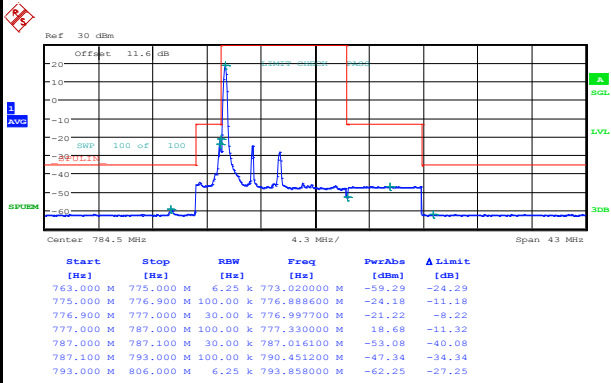
Date: 12.JAN.2015 17:35:50



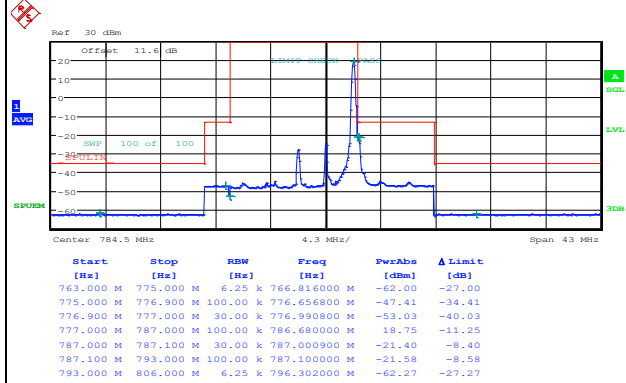
IC LTE Band 13 / 5MHz / 16QAM

Lowest Band Edge / 1 RB

Highest Band Edge / 1 RB



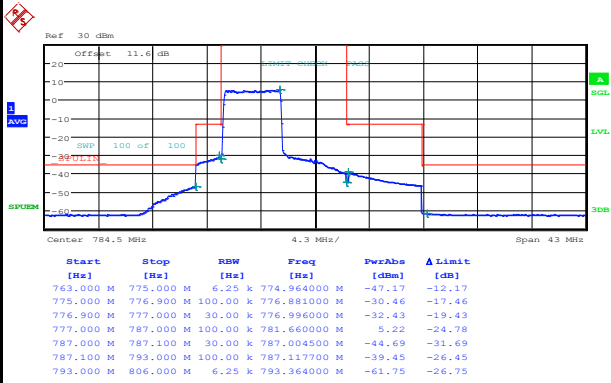
Date: 12.JAN.2015 17:27:22



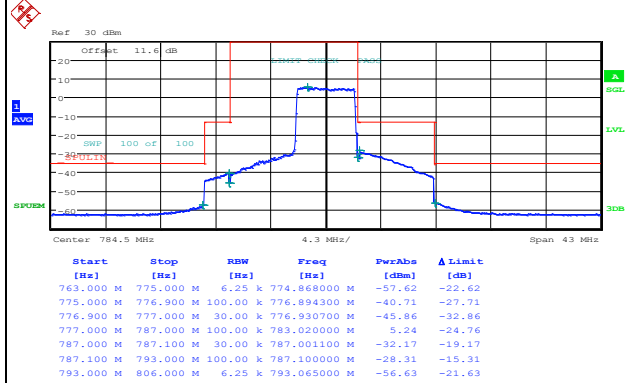
Date: 12.JAN.2015 17:41:39

Lowest Band Edge / Full RB

Highest Band Edge / Full RB



Date: 12.JAN.2015 17:30:01

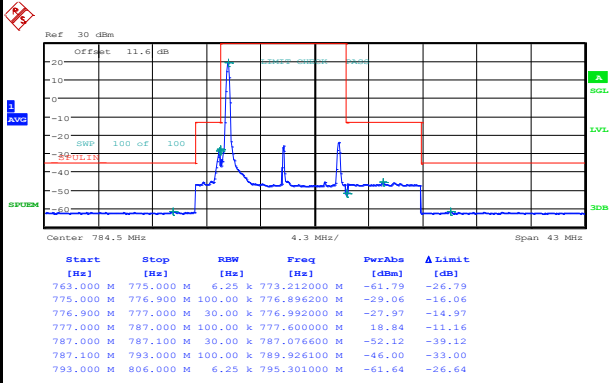


Date: 12.JAN.2015 17:38:04



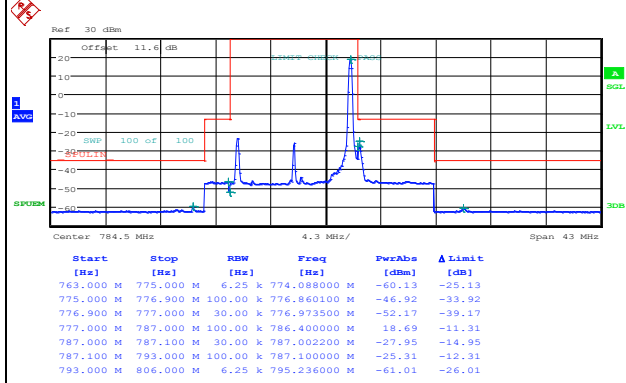
IC LTE Band 13 / 10MHz / QPSK

Lowest Band Edge / 1 RB



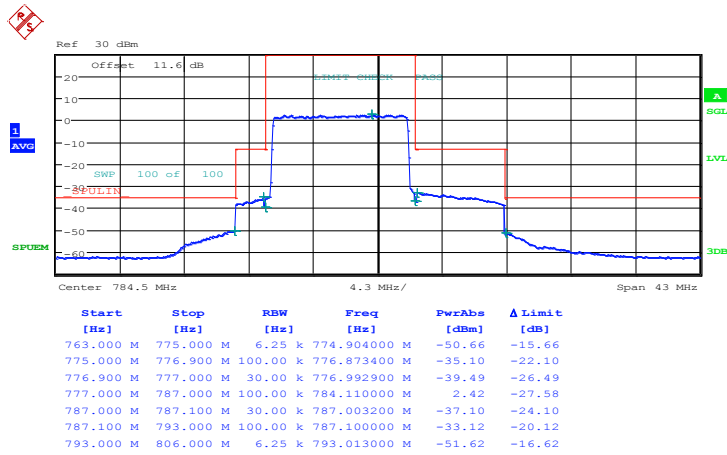
Date: 12.JAN.2015 18:11:12

Highest Band Edge / 1 RB



Date: 12.JAN.2015 18:25:03

Band Edge / Full RB



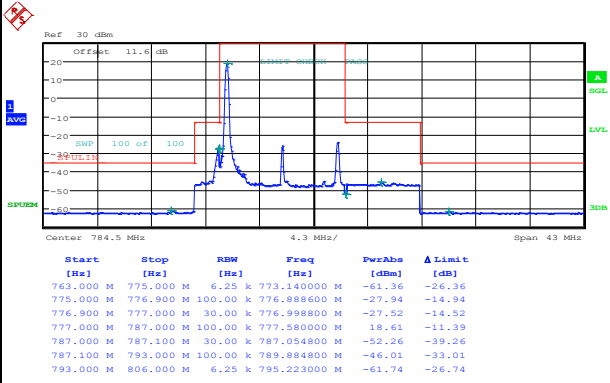
Date: 12.JAN.2015 18:21:51



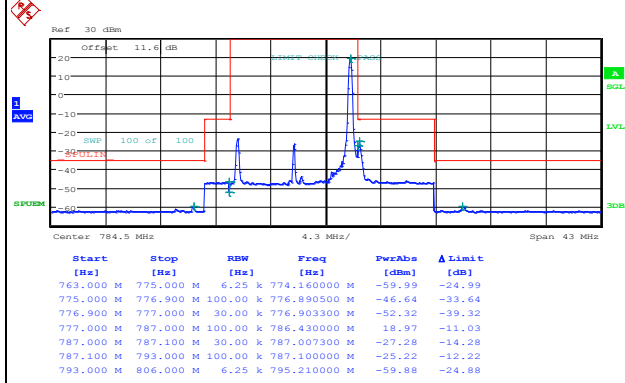
IC LTE Band 13 / 10MHz / 16QAM

Lowest Band Edge / 1 RB

Highest Band Edge / 1 RB

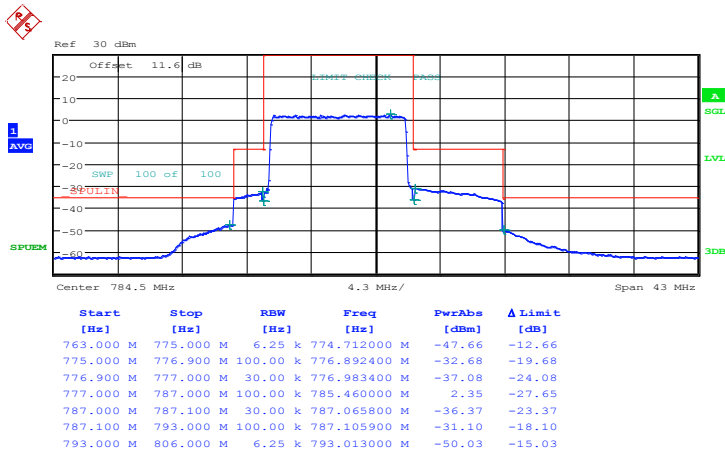


Date: 12.JAN.2015 18:13:06



Date: 12.JAN.2015 18:16:45

Band Edge / Full RB



Date: 12.JAN.2015 18:19:43



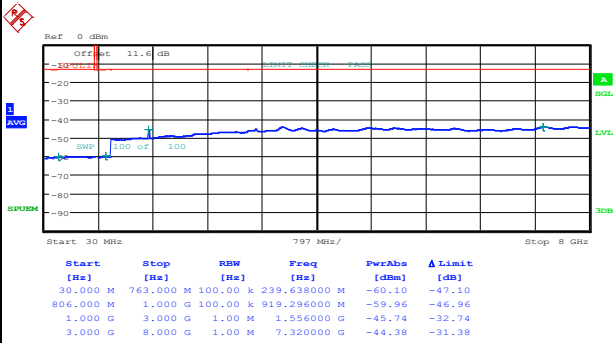
Conducted Spurious Emission



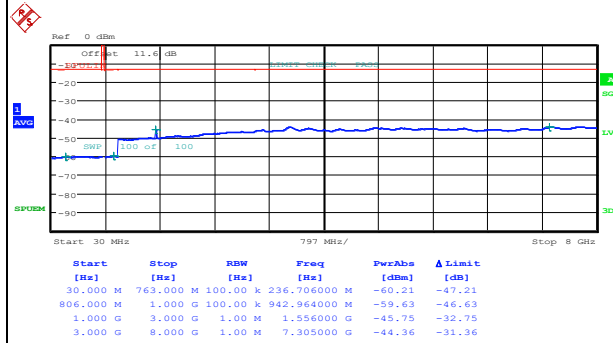
LTE Band 13 / 5MHz

Lowest Channel / QPSK

Lowest Channel / 16QAM



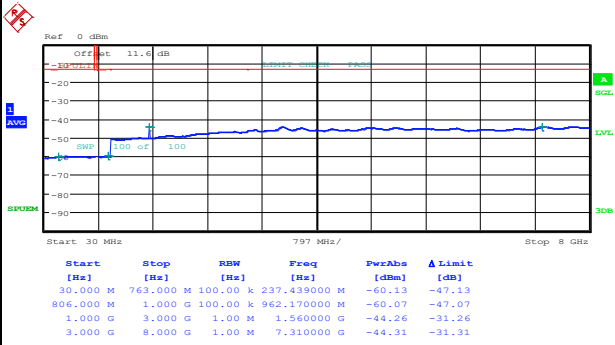
Date: 12.JAN.2015 16:48:41



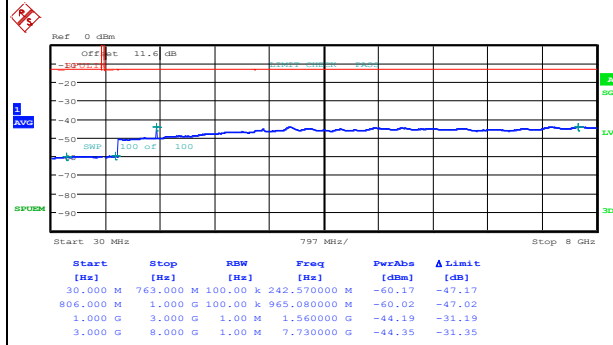
Date: 12.JAN.2015 16:49:50

Middle Channel / QPSK

Middle Channel / 16QAM



Date: 12.JAN.2015 16:52:10



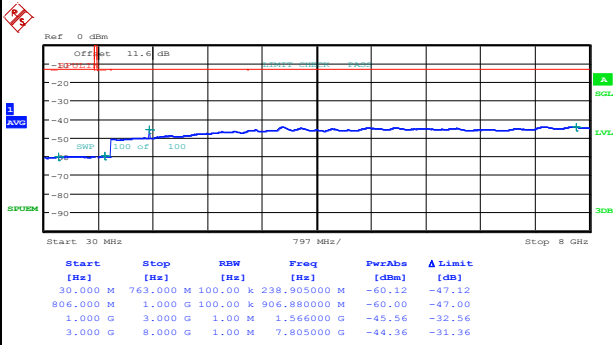
Date: 12.JAN.2015 16:51:00



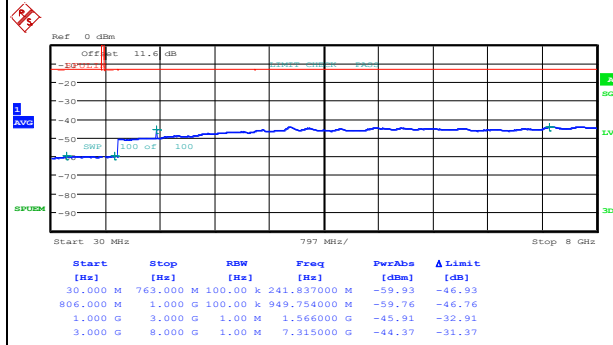
LTE Band 13 / 5MHz

Highest Channel / QPSK

Highest Channel / 16QAM



Date: 12.JAN.2015 16:54:54

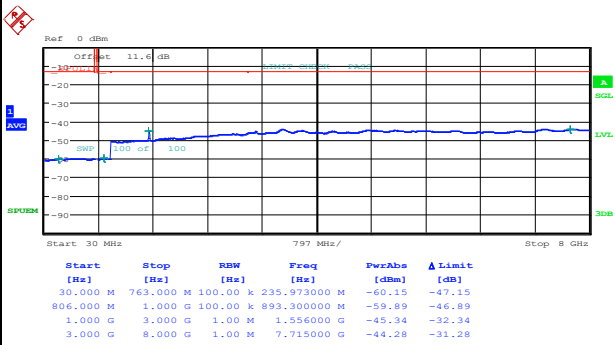


Date: 12.JAN.2015 16:56:04

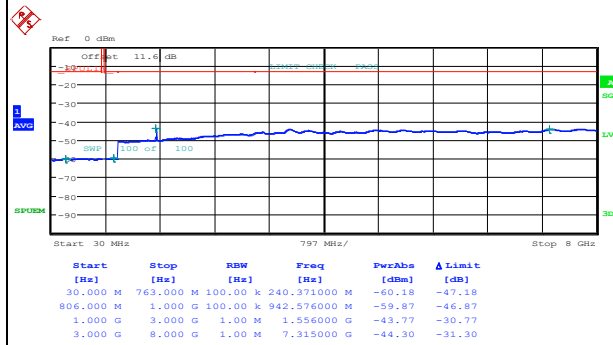
LTE Band 13 / 10MHz

Middle Channel / QPSK

Middle Channel / 16QAM



Date: 12.JAN.2015 16:59:16



Date: 12.JAN.2015 16:58:06



Frequency Stability

Test Conditions		LTE Band 13 (QPSK) / Middle Channel	Limit
Temperature (°C)	Voltage (Volt)	BW 10MHz	Note 2.
		Deviation (ppm)	Result
50	Normal Voltage	0.0037	PASS
40	Normal Voltage	0.0038	
30	Normal Voltage	0.0020	
20(Ref.)	Normal Voltage	0.0000	
10	Normal Voltage	0.0028	
0	Normal Voltage	0.0022	
-10	Normal Voltage	0.0026	
-20	Normal Voltage	0.0009	
-30	Normal Voltage	0.0001	
20	Maximum Voltage	0.0010	
20	Normal Voltage	0.0000	
20	Battery End Point	0.0036	

Note:

1. Normal Voltage = 3.7V. ; Battery End Point (BEP) = 3.5 V. ; Maximum Voltage =4.1 V
2. Note: The frequency fundamental emissions stay within the authorized frequency block based on the frequency deviation measured is small.



Test Conditions		LTE Band 13 (QPSK) / Middle Channel	Limit
Temperature (°C)	Voltage (Volt)	BW 5MHz	Within Band
		Frequency Offset (Δf) (Hz)	Result
50	Normal Voltage	2.9	PASS
40	Normal Voltage	3	
30	Normal Voltage	1.6	
20(Ref.)	Normal Voltage	0	
10	Normal Voltage	2.2	
0	Normal Voltage	1.7	
-10	Normal Voltage	2	
-20	Normal Voltage	0.7	
-30	Normal Voltage	0.1	
20	Maximum Voltage	0.8	
20	Normal Voltage	0	
20	Battery End Point	2.8	

$|\text{MAX}(\Delta f)| = 3\text{Hz}$

Frequency Stability	Frequency (MHz)	Limit Line	Result
$f_L - \text{MAX}(\Delta f) $	777.149993	$\geq 777 \text{ MHz}$	PASS
$f_H + \text{MAX}(\Delta f) $	786.855007	$\leq 787 \text{ MHz}$	



LTE Band 17

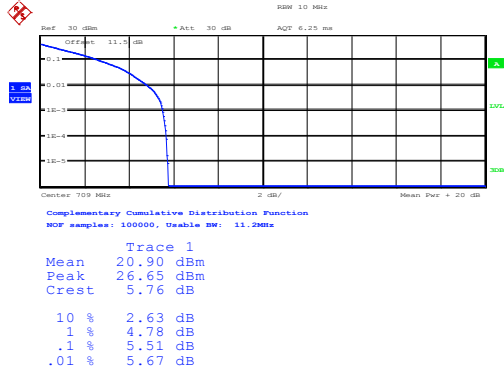
Peak-to-Average Ratio

Mode	LTE Band 17 / 10MHz				
Mod.	QPSK		16QAM		Limit: 13dB
RB Size	1RB	Full RB	1RB	RB Size	Result
Lowest CH	5.51	6.15	6.57	6.79	PASS
Middle CH	5.61	6.12	6.67	6.76	
Highest CH	5.61	6.19	6.7	6.73	



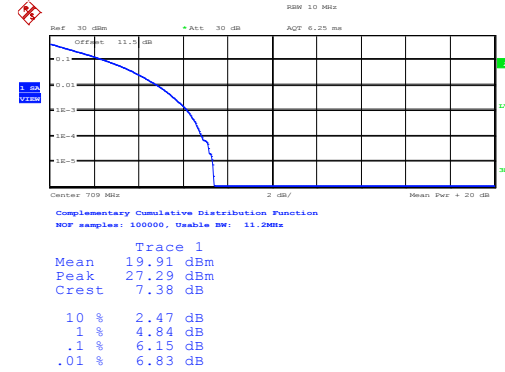
LTE Band 17 / 10MHz / QPSK

Lowest Channel / 1RB



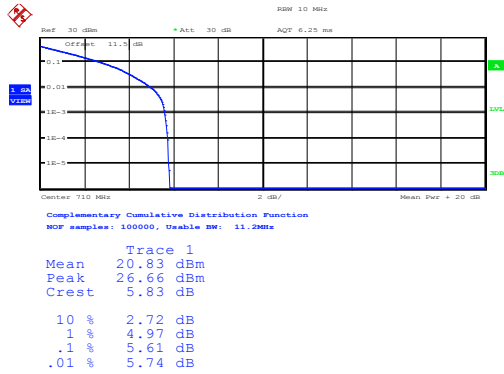
Date: 14.JAN.2015 13:40:45

Lowest Channel / Full RB



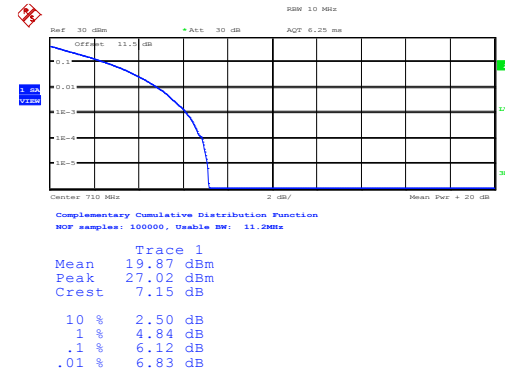
Date: 14.JAN.2015 13:41:10

Middle Channel/ 1RB



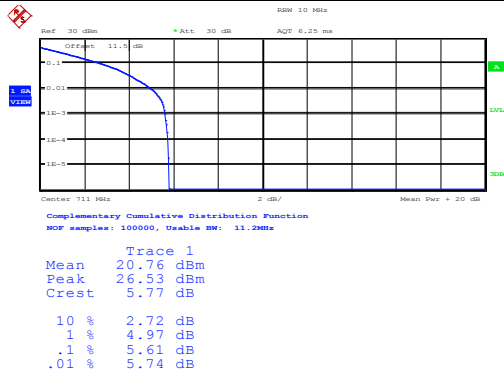
Date: 14.JAN.2015 13:41:35

Middle Channel / Full RB



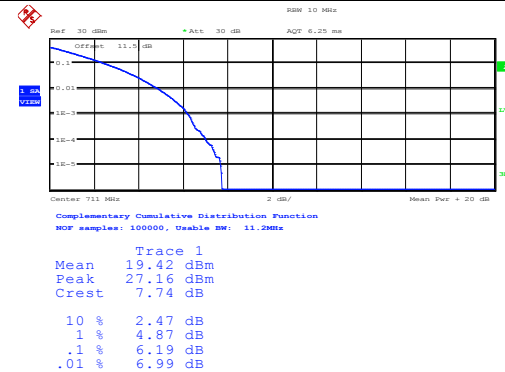
Date: 14.JAN.2015 13:42:35

Highest Channel/ 1RB



Date: 14.JAN.2015 13:43:20

Highest Channel / Full RB

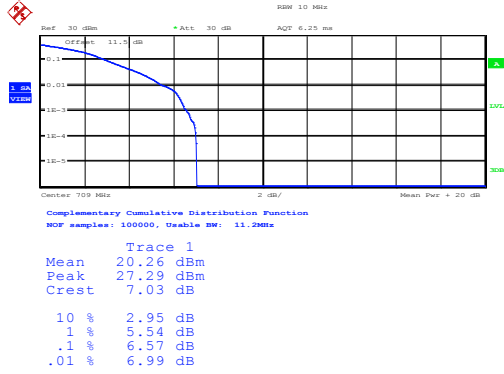


Date: 14.JAN.2015 13:43:45



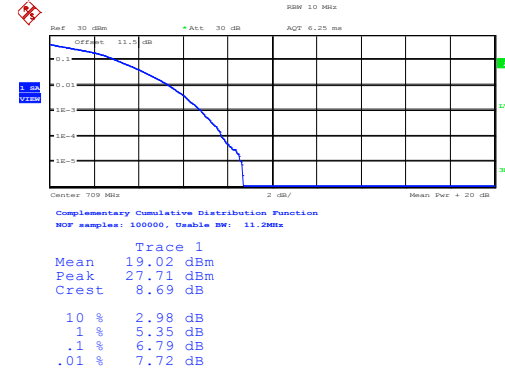
LTE Band 17 / 10MHz / 16QAM

Lowest Channel / 1RB



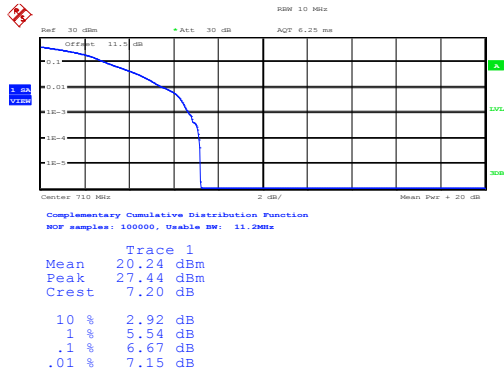
Date: 14.JAN.2015 13:38:06

Lowest Channel / Full RB



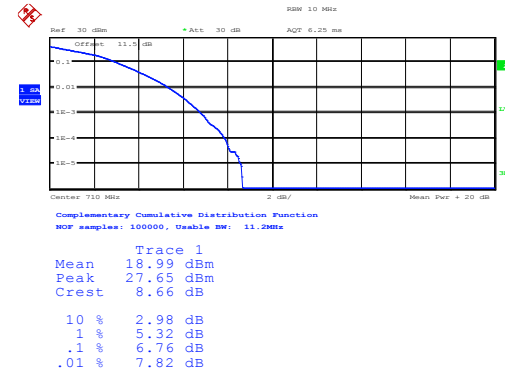
Date: 14.JAN.2015 13:38:34

Middle Channel / 1RB



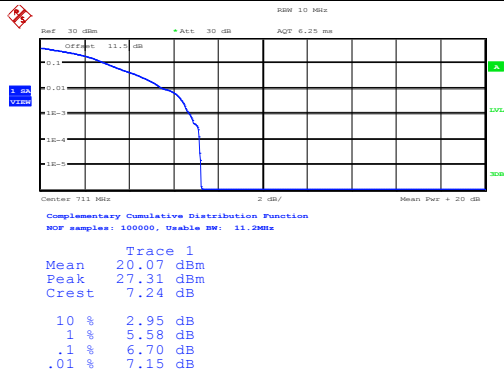
Date: 14.JAN.2015 13:38:59

Middle Channel / Full RB



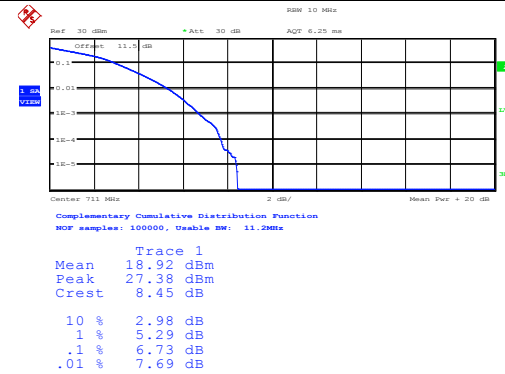
Date: 14.JAN.2015 13:39:35

Highest Channel / 1RB



Date: 14.JAN.2015 13:39:56

Highest Channel / Full RB



Date: 14.JAN.2015 13:40:17



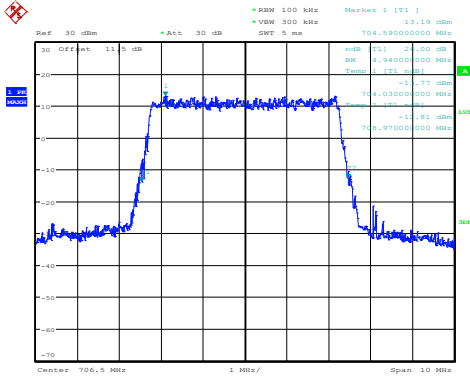
26dB Bandwidth

Mode	LTE Band 17 : 26dB BW(MHz)											
	1.4MHz		3MHz		5MHz		10MHz		15MHz		20MHz	
BW	QPSK	16QAM	QPSK	16QAM	QPSK	16QAM	QPSK	16QAM	QPSK	16QAM	QPSK	16QAM
Mod.	QPSK	16QAM	QPSK	16QAM	QPSK	16QAM	QPSK	16QAM	QPSK	16QAM	QPSK	16QAM
Lowest CH	-	-	-	-	4.94	4.98	10	9.96	-	-	-	-
Middle CH	-	-	-	-	5	4.97	10.06	10.02	-	-	-	-
Highest CH	-	-	-	-	4.99	4.96	10.06	9.98	-	-	-	-



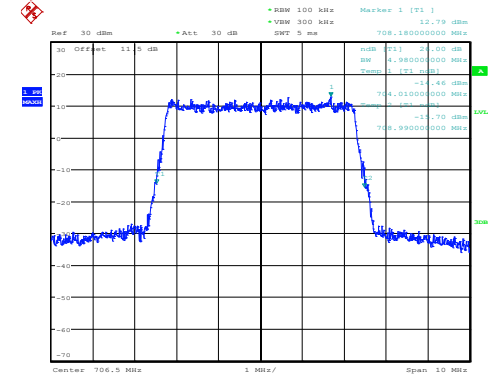
LTE Band 17

Lowest Channel / 5MHz / QPSK



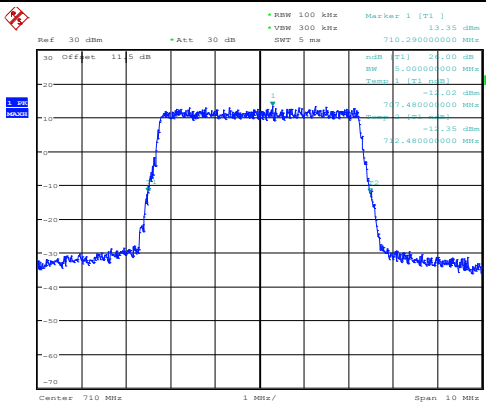
Date: 14.JAN.2015 11:30:56

Lowest Channel / 5MHz / 16QAM



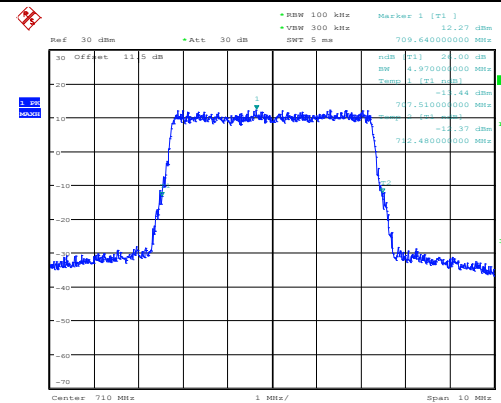
Date: 14.JAN.2015 11:31:15

Middle Channel / 5MHz / QPSK



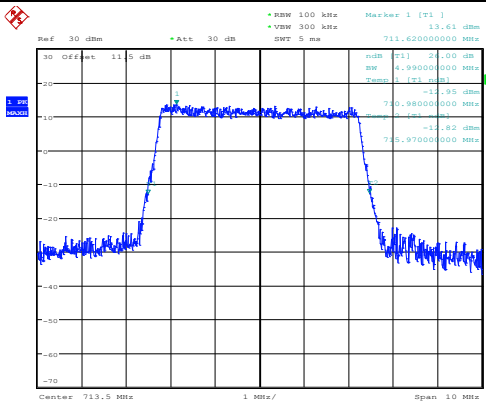
Date: 14.JAN.2015 11:39:49

Middle Channel / 5MHz / 16QAM



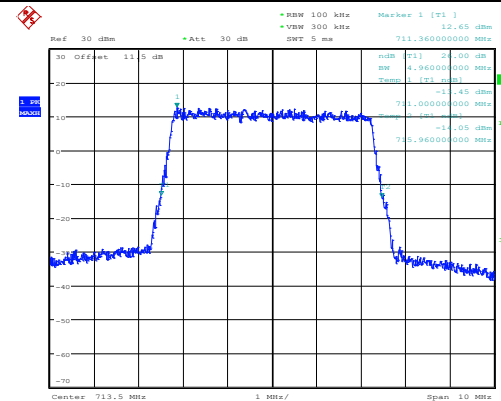
Date: 14.JAN.2015 11:40:09

Highest Channel / 5MHz / QPSK



Date: 14.JAN.2015 11:43:49

Highest Channel / 5MHz / 16QAM

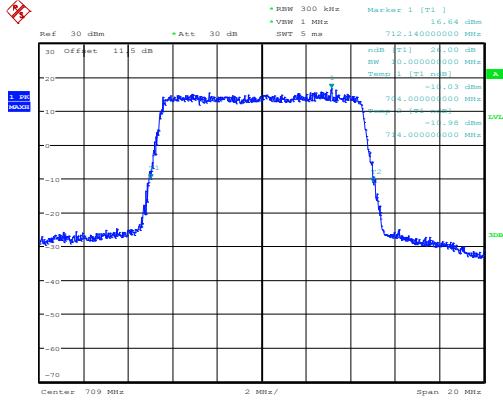


Date: 14.JAN.2015 11:44:11



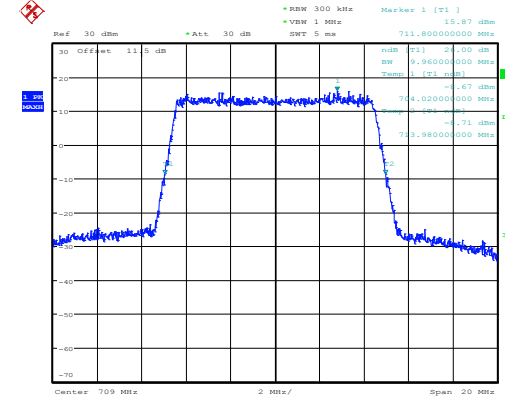
LTE Band 17

Lowest Channel / 10MHz / QPSK



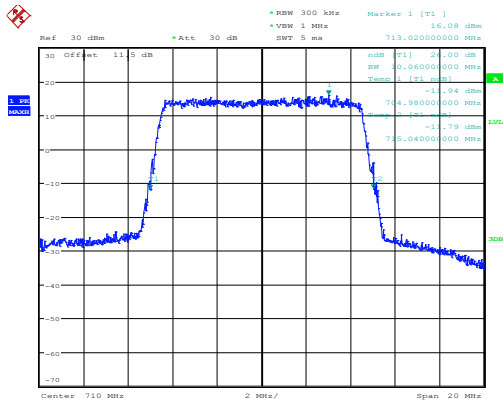
Date: 14.JAN.2015 11:52:58

Lowest Channel / 10MHz / 16QAM



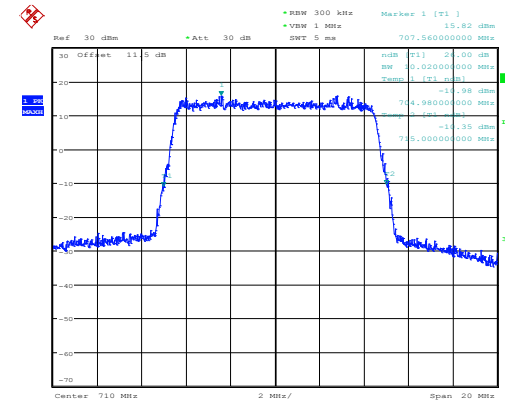
Date: 14.JAN.2015 11:53:21

Middle Channel / 10MHz / QPSK



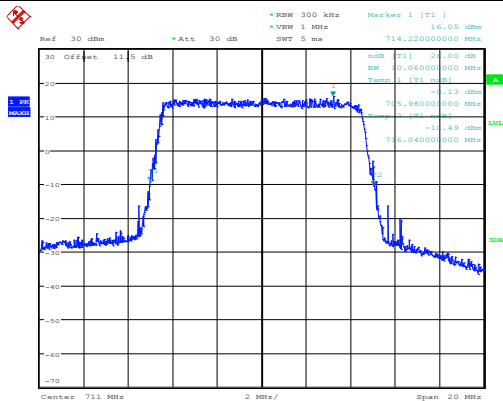
Date: 14.JAN.2015 12:01:55

Middle Channel / 10MHz / 16QAM



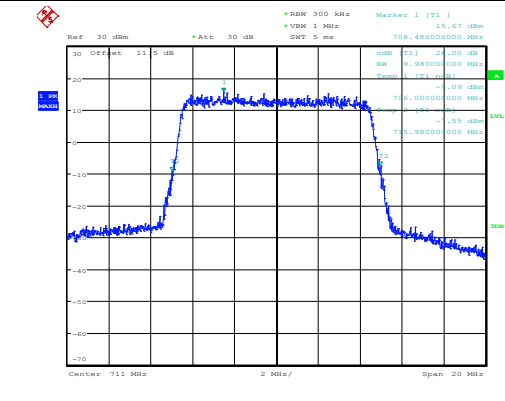
Date: 14.JAN.2015 12:02:14

Highest Channel / 10MHz / QPSK



Date: 14.JAN.2015 12:05:41

Highest Channel / 10MHz / 16QAM



Date: 14.JAN.2015 13:55:31



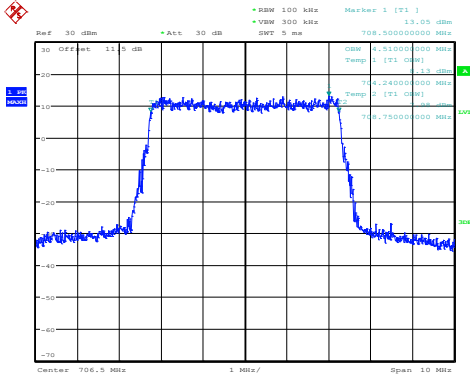
Occupied Bandwidth

Mode	LTE Band 17 : 99%OBW(MHz)											
	1.4MHz		3MHz		5MHz		10MHz		15MHz		20MHz	
BW	QPSK	16QAM	QPSK	16QAM	QPSK	16QAM	QPSK	16QAM	QPSK	16QAM	QPSK	16QAM
Mod.	QPSK	16QAM	QPSK	16QAM	QPSK	16QAM	QPSK	16QAM	QPSK	16QAM	QPSK	16QAM
Lowest CH	-	-	-	-	4.51	4.5	9.06	9.06	-	-	-	-
Middle CH	-	-	-	-	4.5	4.5	9.08	9.02	-	-	-	-
Highest CH	-	-	-	-	4.51	4.51	9.06	9.02	-	-	-	-



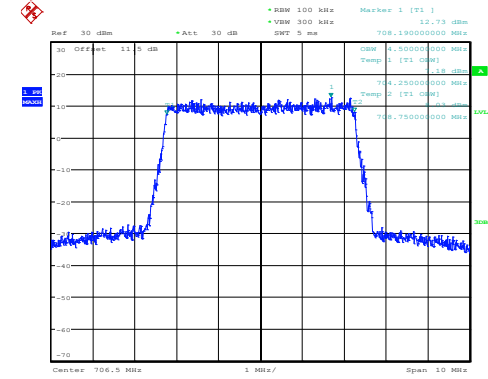
LTE Band 17

Lowest Channel / 5MHz / QPSK



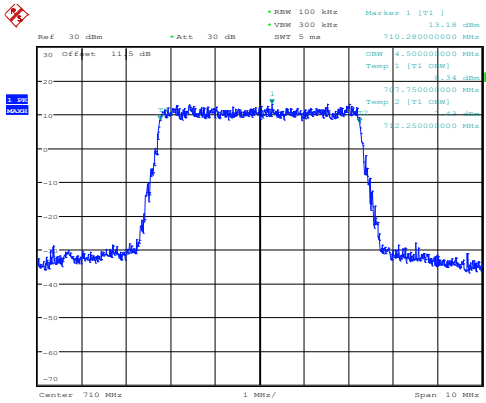
Date: 14.JAN.2015 11:30:19

Lowest Channel / 5MHz / 16QAM



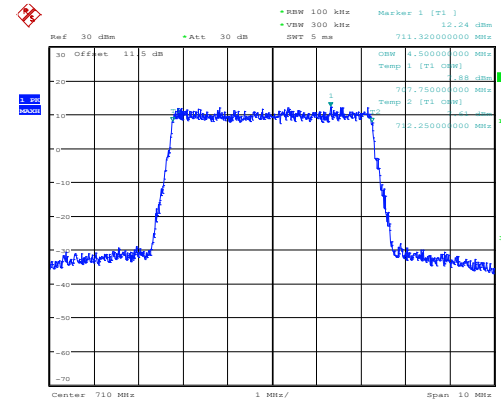
Date: 14.JAN.2015 11:30:36

Middle Channel / 5MHz / QPSK



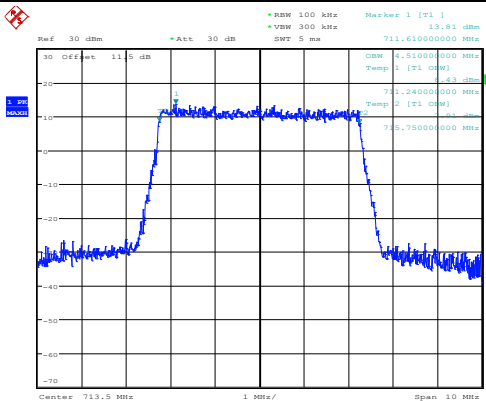
Date: 14.JAN.2015 11:39:12

Middle Channel / 5MHz / 16QAM



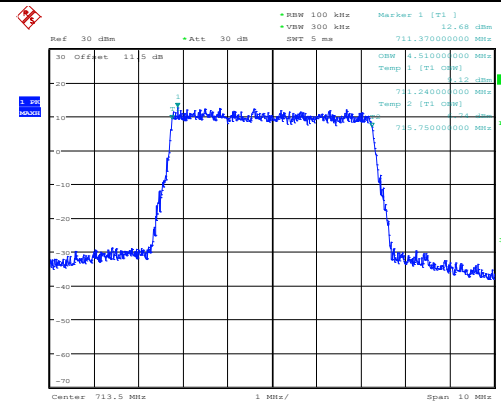
Date: 14.JAN.2015 11:39:30

Highest Channel / 5MHz / QPSK



Date: 14.JAN.2015 11:43:06

Highest Channel / 5MHz / 16QAM

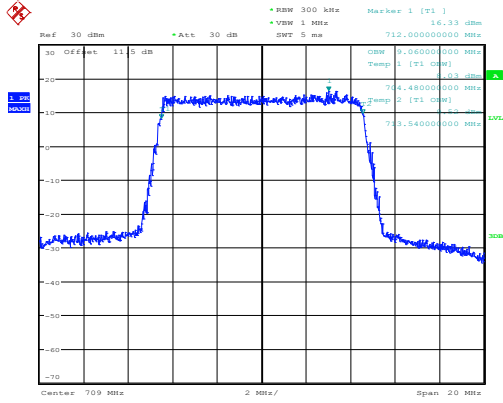


Date: 14.JAN.2015 11:43:26



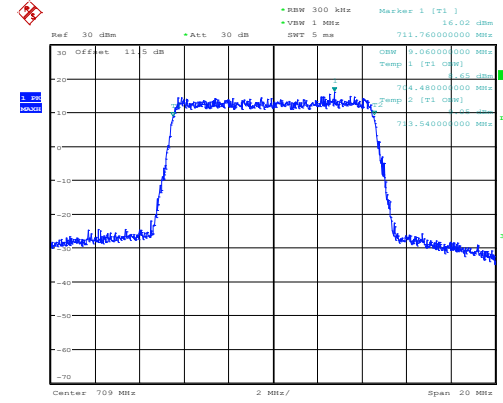
LTE Band 17

Lowest Channel / 10MHz / QPSK



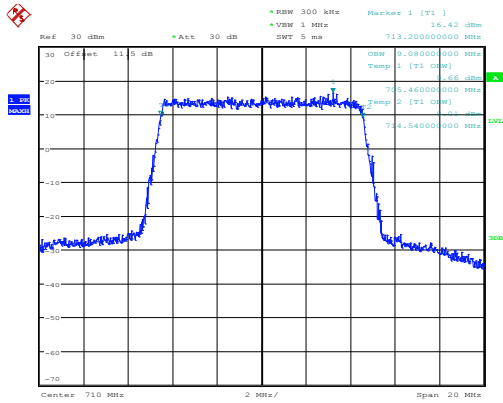
Date: 14.JAN.2015 11:52:14

Lowest Channel / 10MHz / 16QAM



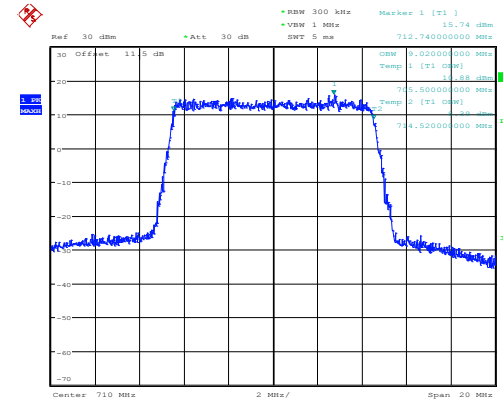
Date: 14.JAN.2015 11:52:35

Middle Channel / 10MHz / QPSK



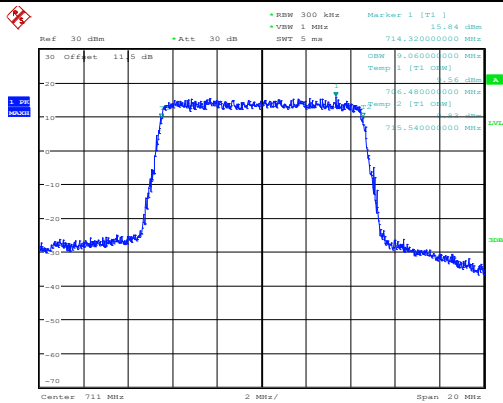
Date: 14.JAN.2015 12:01:18

Middle Channel / 10MHz / 16QAM



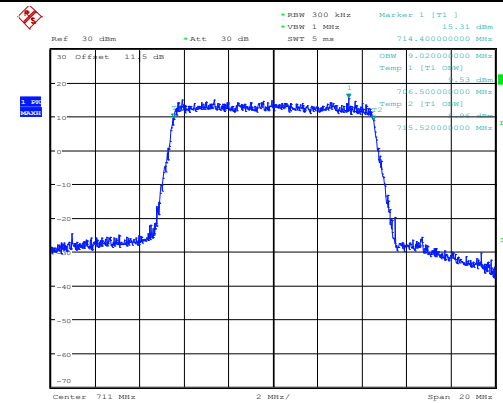
Date: 14.JAN.2015 12:01:35

Highest Channel / 10MHz / QPSK



Date: 14.JAN.2015 12:05:04

Highest Channel / 10MHz / 16QAM



Date: 14.JAN.2015 12:05:22

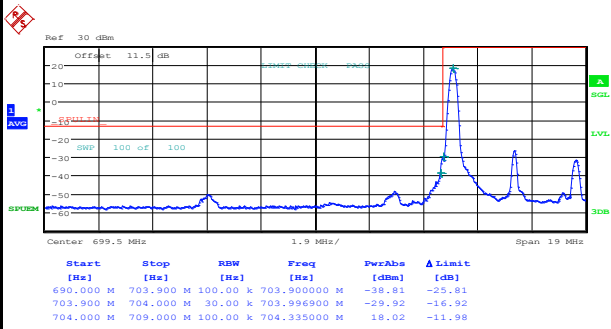


Conducted Band Edge



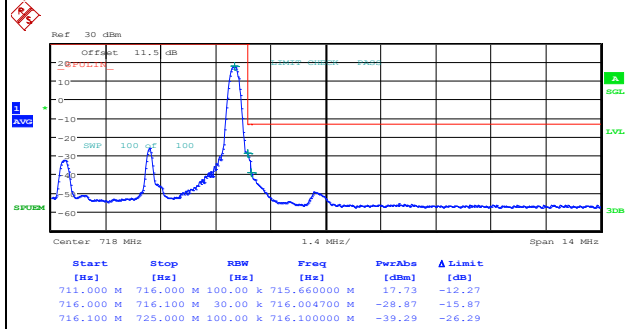
LTE Band 17 / 5MHz / QPSK

Lowest Band Edge / 1 RB



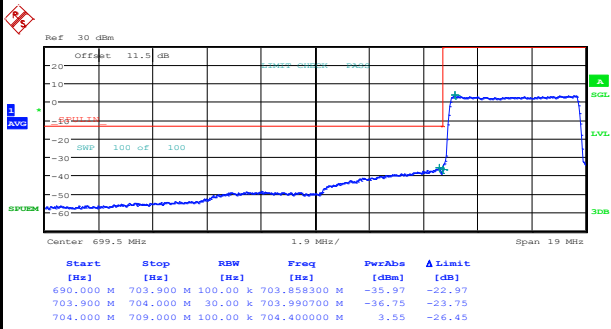
Date: 14.JAN.2015 11:32:32

Highest Band Edge / 1 RB



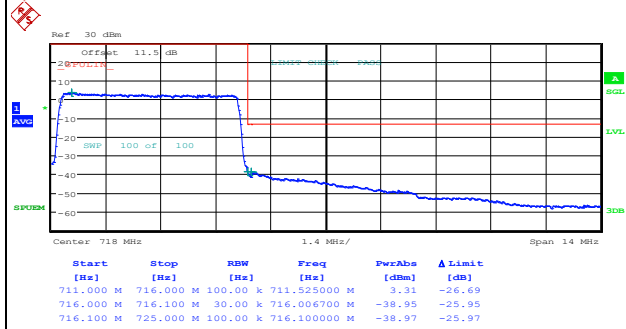
Date: 14.JAN.2015 11:45:27

Lowest Band Edge / Full RB



Date: 14.JAN.2015 11:35:04

Highest Band Edge / Full RB

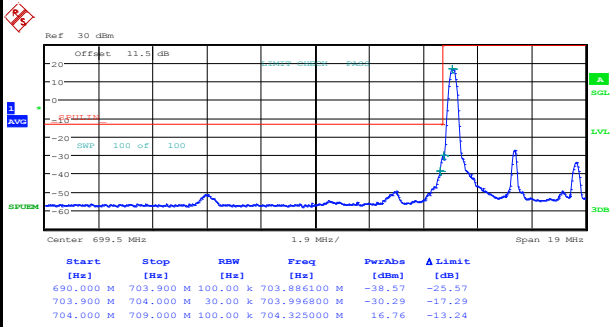


Date: 14.JAN.2015 11:48:00



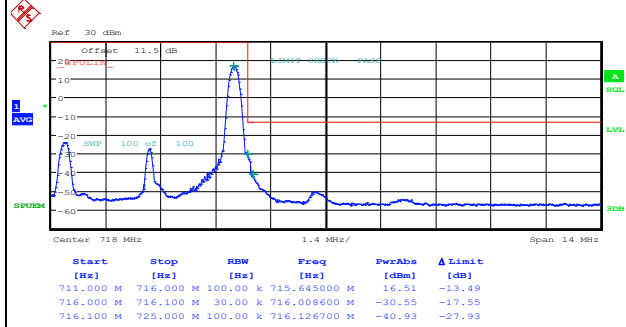
LTE Band 17 / 5MHz / 16QAM

Lowest Band Edge / 1 RB



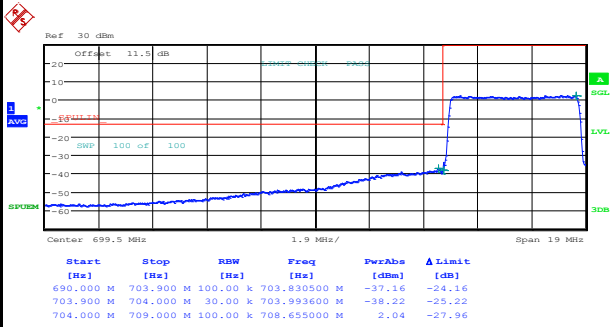
Date: 14.JAN.2015 11:33:48

Highest Band Edge / 1 RB



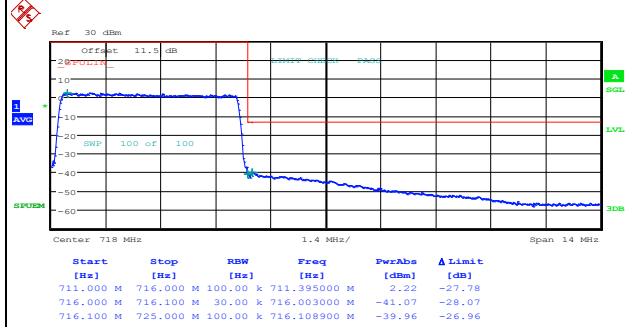
Date: 14.JAN.2015 11:46:44

Lowest Band Edge / Full RB



Date: 14.JAN.2015 11:36:20

Highest Band Edge / Full RB

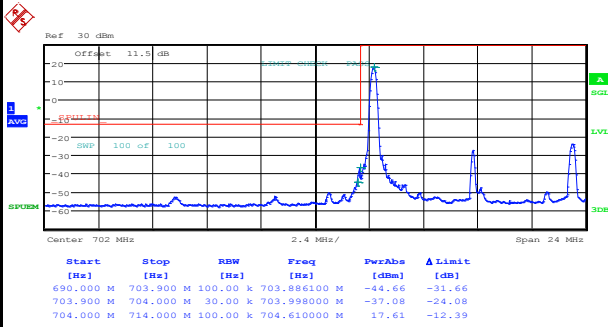


Date: 14.JAN.2015 11:49:17



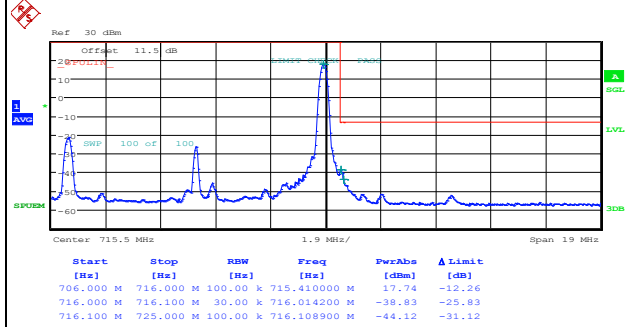
LTE Band 17 / 10MHz / QPSK

Lowest Band Edge / 1 RB



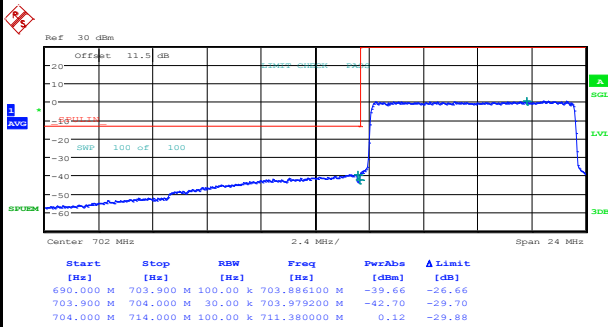
Date: 14.JAN.2015 11:54:37

Highest Band Edge / 1 RB



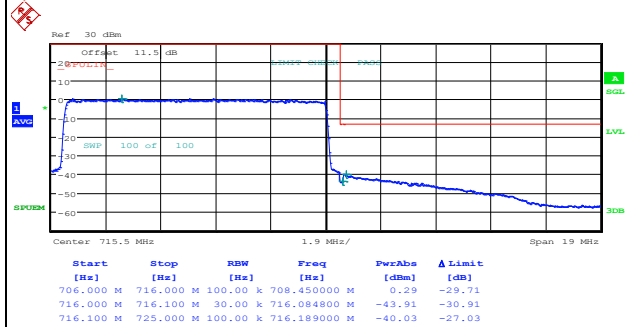
Date: 14.JAN.2015 12:07:16

Lowest Band Edge / Full RB



Date: 14.JAN.2015 11:57:10

Highest Band Edge / Full RB

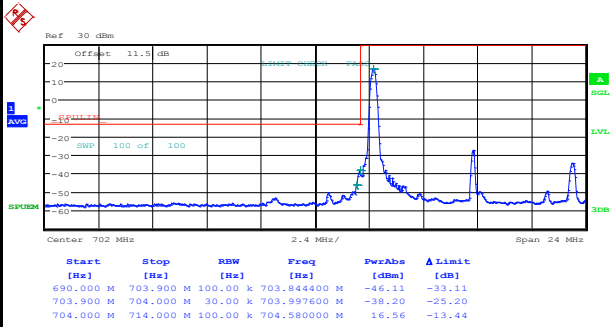


Date: 14.JAN.2015 12:09:49



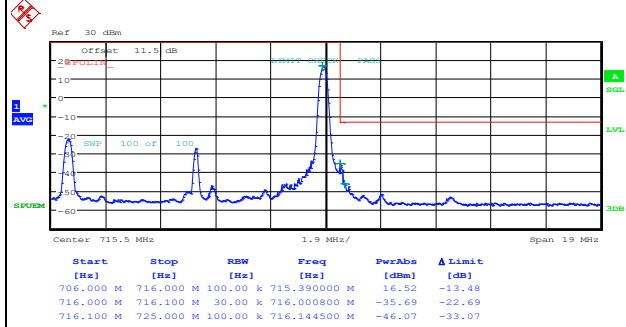
LTE Band 17 / 10MHz / 16QAM

Lowest Band Edge / 1 RB



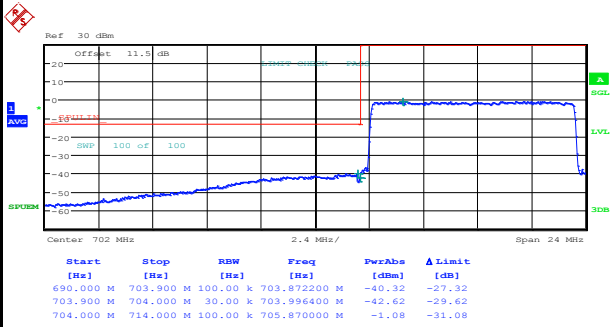
Date: 14.JAN.2015 11:55:54

Highest Band Edge / 1 RB



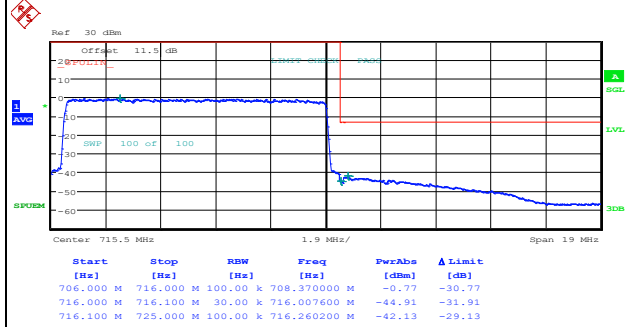
Date: 14.JAN.2015 12:08:33

Lowest Band Edge / Full RB



Date: 14.JAN.2015 11:58:26

Highest Band Edge / Full RB



Date: 14.JAN.2015 12:11:06



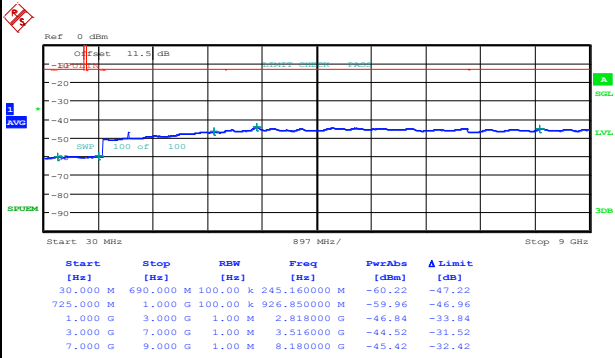
Conducted Spurious Emission



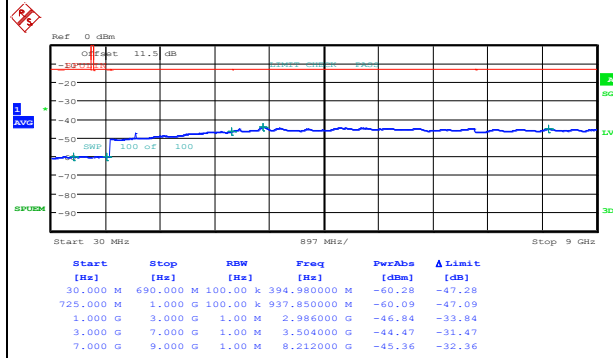
LTE Band 17 / 5MHz

Lowest Channel / QPSK

Lowest Channel / 16QAM



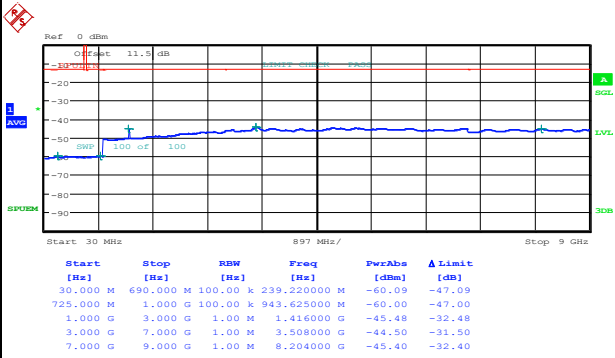
Date: 14.JAN.2015 11:37:37



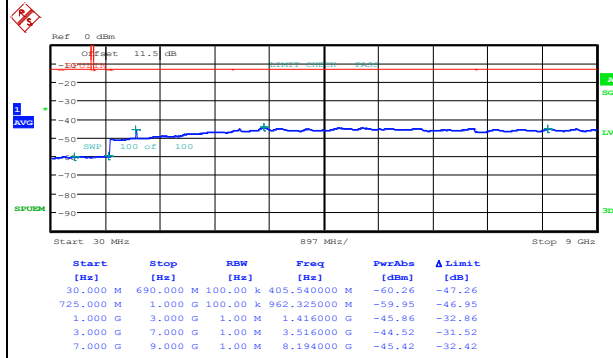
Date: 14.JAN.2015 11:38:54

Middle Channel / QPSK

Middle Channel / 16QAM



Date: 14.JAN.2015 11:41:25



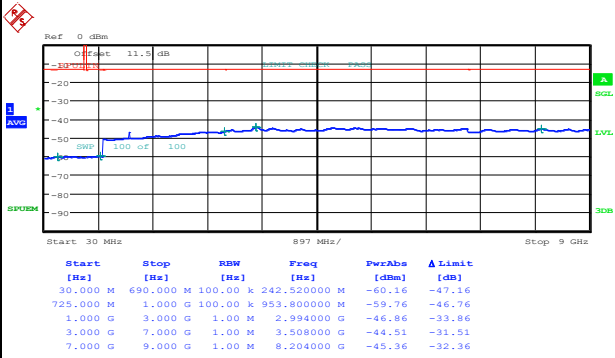
Date: 14.JAN.2015 11:42:44



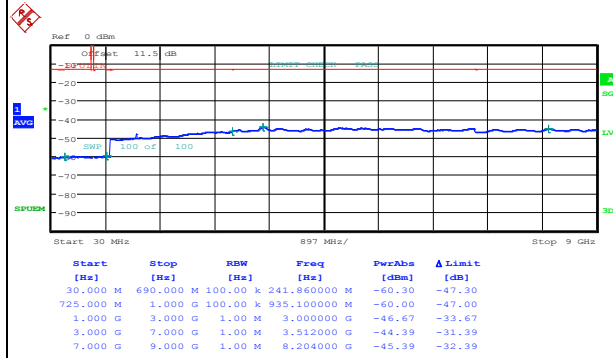
LTE Band 17 / 5MHz

Highest Channel / QPSK

Highest Channel / 16QAM



Date: 14.JAN.2015 11:50:33

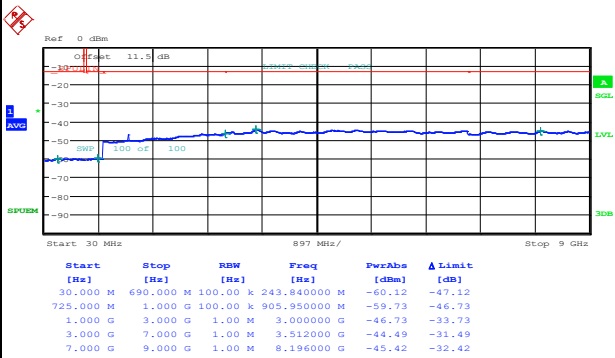


Date: 14.JAN.2015 11:51:49

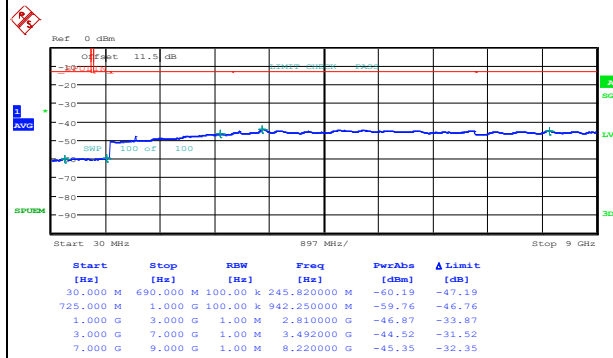
LTE Band 17 / 10MHz

Lowest Channel / QPSK

Lowest Channel / 16QAM



Date: 14.JAN.2015 11:59:43



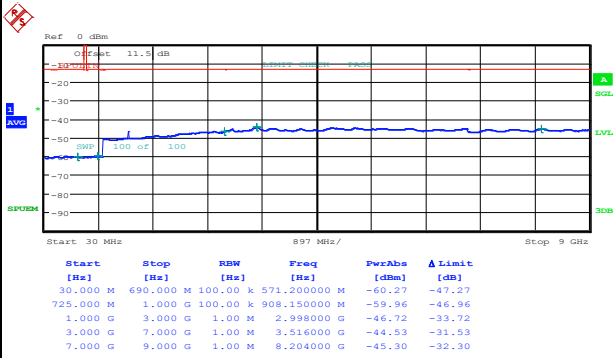
Date: 14.JAN.2015 12:01:00



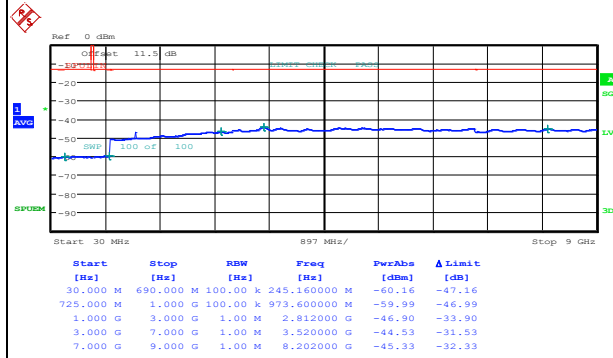
LTE Band 17 / 10MHz

Middle Channel / QPSK

Middle Channel / 16QAM



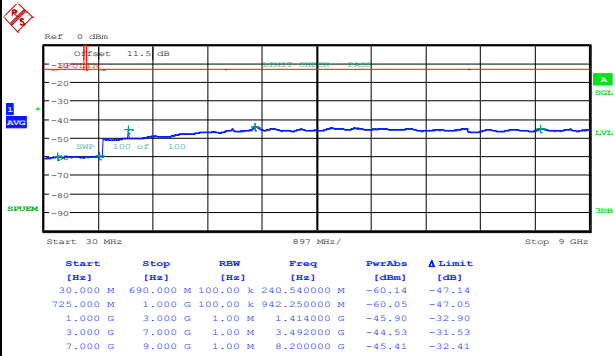
Date: 14.JAN.2015 12:03:30



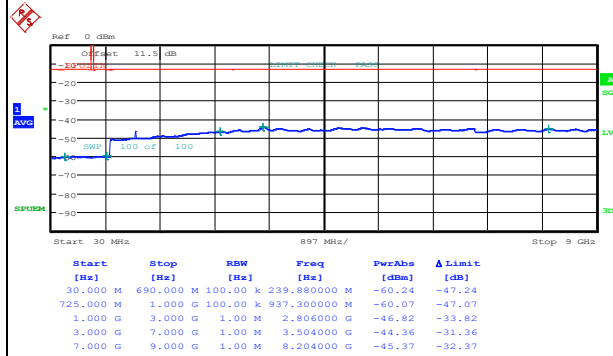
Date: 14.JAN.2015 12:04:47

Highest Channel / QPSK

Highest Channel / 16QAM



Date: 14.JAN.2015 12:34:52



Date: 14.JAN.2015 12:36:09



Frequency Stability

Test Conditions		LTE Band 17 (QPSK) / Middle Channel	Limit
Temperature (°C)	Voltage (Volt)	BW 10MHz	Note 2.
		Deviation (ppm)	Result
50	Normal Voltage	0.0015	PASS
40	Normal Voltage	0.0001	
30	Normal Voltage	0.0155	
20(Ref.)	Normal Voltage	0.0000	
10	Normal Voltage	0.0151	
0	Normal Voltage	0.0011	
-10	Normal Voltage	0.0148	
-20	Normal Voltage	0.0001	
-30	Normal Voltage	0.0004	
20	Maximum Voltage	0.0145	
20	Normal Voltage	0.0000	
20	Battery End Point	0.0130	

Note:

1. Normal Voltage = 3.7. ; Battery End Point (BEP) = 3.5V. ; Maximum Voltage = 4.1 V
2. Note: The frequency fundamental emissions stay within the authorized frequency block based on the frequency deviation measured is small.



Test Conditions		LTE Band 17 (QPSK) / Middle Channel	Limit
Temperature (°C)	Voltage (Volt)	BW 5MHz	Within Band
		Frequency Offset (Δf) (Hz)	Result
50	Normal Voltage	-1.1	PASS
40	Normal Voltage	0.1	
30	Normal Voltage	11	
20(Ref.)	Normal Voltage	0	
10	Normal Voltage	10.7	
0	Normal Voltage	-0.8	
-10	Normal Voltage	10.5	
-20	Normal Voltage	-0.1	
-30	Normal Voltage	-0.3	
20	Maximum Voltage	10.3	
20	Normal Voltage	0	
20	Battery End Point	9.2	

$|\text{MAX}(\Delta f)| = 11\text{Hz}$

Frequency Stability	Frequency (MHz)	Limit Line	Result
$f_L - \text{MAX}(\Delta f) $	704.151994	$\geq 704 \text{ MHz}$	PASS
$f_H + \text{MAX}(\Delta f) $	715.850006	$\leq 716 \text{ MHz}$	



Appendix B. Test Results of Radiated Test

ERP/EIRP

LTE Band 2 / 1.4MHz							
Channel	Modulation	RB		Horizontal		Vertical	
		Size	Offset	EIRP(dBm)	EIRP(W)	EIRP(dBm)	EIRP(W)
Lowest	QPSK	1	0	20.49	0.1119	19.04	0.0802
Middle		1	0	19.89	0.0975	18.32	0.0679
Highest		1	0	19.10	0.0813	17.60	0.0575
Lowest	16QAM	1	0	19.90	0.0977	18.40	0.0692
Middle		1	0	18.53	0.0713	18.10	0.0646
Highest		1	0	18.65	0.0733	17.42	0.0552
Limit	EIRP < 2W			Result		PASS	

LTE Band 2 / 3MHz							
Channel	Modulation	RB		Horizontal		Vertical	
		Size	Offset	EIRP(dBm)	EIRP(W)	EIRP(dBm)	EIRP(W)
Lowest	QPSK	1	0	20.45	0.1109	19.03	0.0800
Middle		1	0	19.93	0.0984	18.30	0.0676
Highest		1	0	19.18	0.0828	17.72	0.0592
Lowest	16QAM	1	0	19.55	0.0902	18.10	0.0646
Middle		1	0	18.50	0.0708	18.06	0.0640
Highest		1	0	18.73	0.0746	17.51	0.0564
Limit	EIRP < 2W			Result		PASS	



LTE Band 2 / 5MHz							
Channel	Modulation	RB		Horizontal		Vertical	
		Size	Offset	EIRP(dBm)	EIRP(W)	EIRP(dBm)	EIRP(W)
Lowest	QPSK	1	0	20.16	0.1038	18.84	0.0766
Middle		1	0	20.10	0.1023	18.42	0.0695
Highest		1	0	19.23	0.0838	17.75	0.0596
Lowest	16QAM	1	0	19.29	0.0849	17.91	0.0618
Middle		1	0	18.54	0.0714	18.16	0.0655
Highest		1	0	18.74	0.0748	17.55	0.0569
Limit	EIRP < 2W			Result		PASS	

LTE Band 2 / 10MHz							
Channel	Modulation	RB		Horizontal		Vertical	
		Size	Offset	EIRP(dBm)	EIRP(W)	EIRP(dBm)	EIRP(W)
Lowest	QPSK	1	0	20.46	0.1112	18.63	0.0729
Middle		1	0	20.28	0.1067	18.79	0.0757
Highest		1	0	19.48	0.0887	17.86	0.0611
Lowest	16QAM	1	0	19.41	0.0873	17.61	0.0577
Middle		1	0	19.39	0.0869	17.83	0.0607
Highest		1	0	18.73	0.0746	17.10	0.0513
Limit	EIRP < 2W			Result		PASS	

LTE Band 2 / 15MHz							
Channel	Modulation	RB		Horizontal		Vertical	
		Size	Offset	EIRP(dBm)	EIRP(W)	EIRP(dBm)	EIRP(W)
Lowest	QPSK	1	0	20.04	0.1009	18.45	0.0700
Middle		1	0	20.39	0.1094	18.72	0.0745
Highest		1	0	19.71	0.0935	18.21	0.0662
Lowest	16QAM	1	0	19.35	0.0861	17.73	0.0593
Middle		1	0	18.79	0.0757	18.41	0.0693
Highest		1	0	18.97	0.0789	17.45	0.0556
Limit	EIRP < 2W			Result		PASS	



LTE Band 2 / 20MHz							
Channel	Modulation	RB		Horizontal		Vertical	
		Size	Offset	EIRP(dBm)	EIRP(W)	EIRP(dBm)	EIRP(W)
Lowest	QPSK	1	0	20.72	0.1180	18.82	0.0762
Middle		1	0	20.64	0.1159	18.81	0.0760
Highest		1	0	19.52	0.0895	18.15	0.0653
Lowest	16QAM	1	0	19.25	0.0841	17.69	0.0587
Middle		1	0	18.48	0.0705	17.92	0.0619
Highest		1	0	18.75	0.0750	17.36	0.0545
Limit	EIRP < 2W			Result		PASS	



LTE Band 4 / 1.4MHz							
Channel	Modulation	RB		Horizontal		Vertical	
		Size	Offset	EIRP(dBm)	EIRP(W)	EIRP(dBm)	EIRP(W)
Lowest	QPSK	1	0	20.74	0.1186	19.90	0.0977
Middle		1	0	21.27	0.1340	19.85	0.0966
Highest		1	0	21.88	0.1542	19.97	0.0993
Lowest	16QAM	1	0	20.00	0.1000	19.21	0.0834
Middle		1	0	20.51	0.1125	19.10	0.0813
Highest		1	0	21.04	0.1271	19.14	0.0820
Limit	EIRP < 1W			Result		PASS	

LTE Band 4 / 3MHz							
Channel	Modulation	RB		Horizontal		Vertical	
		Size	Offset	EIRP(dBm)	EIRP(W)	EIRP(dBm)	EIRP(W)
Lowest	QPSK	1	0	20.86	0.1219	20.00	0.1000
Middle		1	0	21.28	0.1343	19.88	0.0973
Highest		1	0	21.86	0.1535	19.91	0.0979
Lowest	16QAM	1	0	20.05	0.1012	19.25	0.0841
Middle		1	0	20.51	0.1125	19.11	0.0815
Highest		1	0	21.04	0.1271	19.09	0.0811
Limit	EIRP < 1W			Result		PASS	

LTE Band 4 / 5MHz							
Channel	Modulation	RB		Horizontal		Vertical	
		Size	Offset	EIRP(dBm)	EIRP(W)	EIRP(dBm)	EIRP(W)
Lowest	QPSK	1	0	21.00	0.1259	20.08	0.1019
Middle		1	0	21.30	0.1349	19.93	0.0984
Highest		1	0	21.77	0.1503	20.00	0.1000
Lowest	16QAM	1	0	20.27	0.1064	19.38	0.0867
Middle		1	0	20.55	0.1135	19.19	0.0830
Highest		1	0	20.95	0.1245	19.19	0.0830
Limit	EIRP < 1W			Result		PASS	



LTE Band 4/ 10MHz							
Channel	Modulation	RB		Horizontal		Vertical	
		Size	Offset	EIRP(dBm)	EIRP(W)	EIRP(dBm)	EIRP(W)
Lowest	QPSK	1	0	21.17	0.1309	20.02	0.1005
Middle		1	0	21.18	0.1312	19.92	0.0982
Highest		1	0	21.19	0.1315	19.67	0.0927
Lowest	16QAM	1	0	20.39	0.1094	19.27	0.0845
Middle		1	0	20.43	0.1104	19.17	0.0826
Highest		1	0	20.41	0.1099	18.90	0.0776
Limit	EIRP < 1W			Result		PASS	

LTE Band 4 / 15MHz							
Channel	Modulation	RB		Horizontal		Vertical	
		Size	Offset	EIRP(dBm)	EIRP(W)	EIRP(dBm)	EIRP(W)
Lowest	QPSK	1	0	20.73	0.1183	19.68	0.0929
Middle		1	0	20.97	0.1250	19.81	0.0957
Highest		1	0	21.64	0.1459	19.39	0.0869
Lowest	16QAM	1	0	19.96	0.0991	18.95	0.0785
Middle		1	0	20.20	0.1047	19.02	0.0798
Highest		1	0	20.86	0.1219	18.61	0.0726
Limit	EIRP < 1W			Result		PASS	

LTE Band 4 / 20MHz							
Channel	Modulation	RB		Horizontal		Vertical	
		Size	Offset	EIRP(dBm)	EIRP(W)	EIRP(dBm)	EIRP(W)
Lowest	QPSK	1	0	20.75	0.1189	19.82	0.0959
Middle		1	0	20.84	0.1213	19.56	0.0904
Highest		1	0	21.30	0.1349	19.32	0.0855
Lowest	16QAM	1	0	19.85	0.0966	19.07	0.0807
Middle		1	0	20.03	0.1007	18.74	0.0748
Highest		1	0	20.52	0.1127	18.55	0.0716
Limit	EIRP < 1W			Result		PASS	



LTE Band 5 / 1.4MHz							
Channel	Modulation	RB		Horizontal		Vertical	
		Size	Offset	ERP(dBm)	ERP(W)	ERP(dBm)	ERP(W)
Lowest	QPSK	1	0	16.12	0.0409	7.14	0.0052
Middle		1	0	16.25	0.0422	7.30	0.0054
Highest		1	0	16.20	0.0417	7.46	0.0056
Lowest	16QAM	1	0	15.23	0.0333	6.24	0.0042
Middle		1	0	15.58	0.0361	6.63	0.0046
Highest		1	0	15.53	0.0357	6.79	0.0048
Limit	ERP < 7W			Result		PASS	

LTE Band 5 / 3MHz							
Channel	Modulation	RB		Horizontal		Vertical	
		Size	Offset	ERP(dBm)	ERP(W)	ERP(dBm)	ERP(W)
Lowest	QPSK	1	0	15.81	0.0381	7.01	0.0050
Middle		1	0	16.01	0.0399	7.28	0.0053
Highest		1	0	16.03	0.0401	7.43	0.0055
Lowest	16QAM	1	0	15.19	0.0330	6.22	0.0042
Middle		1	0	15.08	0.0322	6.40	0.0044
Highest		1	0	15.20	0.0331	6.59	0.0046
Limit	ERP < 7W			Result		PASS	

LTE Band 5 / 5MHz							
Channel	Modulation	RB		Horizontal		Vertical	
		Size	Offset	ERP(dBm)	ERP(W)	ERP(dBm)	ERP(W)
Lowest	QPSK	1	0	15.58	0.0361	6.65	0.0046
Middle		1	0	16.20	0.0417	7.33	0.0054
Highest		1	0	16.25	0.0422	7.47	0.0056
Lowest	16QAM	1	0	15.16	0.0328	6.20	0.0042
Middle		1	0	15.61	0.0364	6.61	0.0046
Highest		1	0	15.61	0.0364	6.81	0.0048
Limit	ERP < 7W			Result		PASS	



LTE Band 5 / 10MHz							
Channel	Modulation	RB		Horizontal		Vertical	
		Size	Offset	ERP(dBm)	ERP(W)	ERP(dBm)	ERP(W)
Lowest	QPSK	1	0	15.77	0.0378	6.61	0.0046
Middle		1	0	16.02	0.0400	6.91	0.0049
Highest		1	0	15.94	0.0393	6.97	0.0050
Lowest	16QAM	1	0	16.61	0.0458	5.44	0.0035
Middle		1	0	15.37	0.0344	6.22	0.0042
Highest		1	0	15.19	0.0330	6.19	0.0042
Limit	ERP < 7W			Result		PASS	



LTE Band 7 / 5MHz							
Channel	Modulation	RB		Horizontal		Vertical	
		Size	Offset	EIRP(dBm)	EIRP(W)	EIRP(dBm)	EIRP(W)
Lowest	QPSK	1	0	18.39	0.0690	18.40	0.0692
Middle		1	0	18.18	0.0658	20.65	0.1161
Highest		1	0	18.29	0.0675	19.96	0.0991
Lowest	16QAM	1	0	17.60	0.0575	17.80	0.0603
Middle		1	0	16.65	0.0462	18.10	0.0646
Highest		1	0	16.86	0.0485	18.58	0.0721
Limit	EIRP < 2W			Result		PASS	

LTE Band 7 / 10MHz							
Channel	Modulation	RB		Horizontal		Vertical	
		Size	Offset	EIRP(dBm)	EIRP(W)	EIRP(dBm)	EIRP(W)
Lowest	QPSK	1	0	17.43	0.0553	17.33	0.0541
Middle		1	0	17.14	0.0518	19.20	0.0832
Highest		1	0	17.84	0.0608	19.46	0.0883
Lowest	16QAM	1	0	16.80	0.0479	16.96	0.0497
Middle		1	0	16.26	0.0423	18.26	0.0670
Highest		1	0	16.96	0.0497	18.48	0.0705
Limit	EIRP < 2W			Result		PASS	

LTE Band 7 / 15MHz							
Channel	Modulation	RB		Horizontal		Vertical	
		Size	Offset	EIRP(dBm)	EIRP(W)	EIRP(dBm)	EIRP(W)
Lowest	QPSK	1	0	16.56	0.0453	17.47	0.0558
Middle		1	0	17.21	0.0526	19.03	0.0800
Highest		1	0	16.88	0.0488	20.25	0.1059
Lowest	16QAM	1	0	17.08	0.0511	17.09	0.0512
Middle		1	0	16.68	0.0466	18.32	0.0679
Highest		1	0	16.46	0.0443	18.49	0.0706
Limit	EIRP < 2W			Result		PASS	



LTE Band 7 / 20MHz							
Channel	Modulation	RB		Horizontal		Vertical	
		Size	Offset	EIRP(dBm)	EIRP(W)	EIRP(dBm)	EIRP(W)
Lowest	QPSK	1	0	18.54	0.0714	22.30	0.1698
Middle		1	0	17.86	0.0611	21.67	0.1469
Highest		1	0	18.27	0.0671	21.80	0.1514
Lowest	16QAM	1	0	17.32	0.0540	20.83	0.1211
Middle		1	0	16.80	0.0479	20.57	0.1140
Highest		1	0	16.63	0.0460	20.93	0.1239
Limit	EIRP < 2W			Result		PASS	



LTE Band 12 / 1.4MHz							
Channel	Modulation	RB		Horizontal		Vertical	
		Size	Offset	ERP(dBm)	ERP(W)	ERP(dBm)	ERP(W)
Lowest	QPSK	1	0	14.00	0.0251	-2.71	0.0005
Middle		1	0	13.57	0.0228	-2.75	0.0005
Highest		1	0	14.12	0.0258	-2.46	0.0006
Lowest	16QAM	1	0	13.54	0.0226	-3.35	0.0005
Middle		1	0	12.97	0.0198	-3.40	0.0005
Highest		1	0	13.27	0.0212	-3.40	0.0005
Limit	ERP < 3W			Result		PASS	

LTE Band 12 / 3MHz							
Channel	Modulation	RB		Horizontal		Vertical	
		Size	Offset	ERP(dBm)	ERP(W)	ERP(dBm)	ERP(W)
Lowest	QPSK	1	0	14.06	0.0255	-2.64	0.0005
Middle		1	0	13.65	0.0232	-2.99	0.0005
Highest		1	0	13.92	0.0247	-3.21	0.0005
Lowest	16QAM	1	0	13.38	0.0218	-3.36	0.0005
Middle		1	0	12.87	0.0194	-3.71	0.0004
Highest		1	0	13.17	0.0207	-3.95	0.0004
Limit	ERP < 3W			Result		PASS	

LTE Band 12 / 5MHz							
Channel	Modulation	RB		Horizontal		Vertical	
		Size	Offset	ERP(dBm)	ERP(W)	ERP(dBm)	ERP(W)
Lowest	QPSK	1	0	14.29	0.0269	-2.60	0.0005
Middle		1	0	13.83	0.0242	-3.33	0.0005
Highest		1	0	14.23	0.0265	-3.19	0.0005
Lowest	16QAM	1	0	13.59	0.0229	-3.40	0.0005
Middle		1	0	13.05	0.0202	-4.10	0.0004
Highest		1	0	13.56	0.0227	-3.87	0.0004
Limit	ERP < 3W			Result		PASS	



LTE Band 12 / 10MHz							
Channel	Modulation	RB		Horizontal		Vertical	
		Size	Offset	ERP(dBm)	ERP(W)	ERP(dBm)	ERP(W)
Lowest	QPSK	1	0	14.34	0.0272	-2.53	0.0006
Middle		1	0	13.72	0.0236	-3.18	0.0005
Highest		1	0	13.99	0.0251	-2.37	0.0006
Lowest	16QAM	1	0	13.54	0.0226	-3.40	0.0005
Middle		1	0	12.95	0.0197	-3.96	0.0004
Highest		1	0	13.20	0.0209	-3.16	0.0005
Limit	ERP < 3W			Result		PASS	



LTE Band 12 / 1.4MHz							
Channel	Modulation	RB		Horizontal		Vertical	
		Size	Offset	EIRP(dBm)	EIRP(W)	EIRP(dBm)	EIRP(W)
Lowest	QPSK	1	0	16.15	0.0412	-0.56	0.0009
Middle		1	0	15.72	0.0373	-0.60	0.0009
Highest		1	0	16.27	0.0424	-0.31	0.0009
Lowest	16QAM	1	0	15.69	0.0371	-1.20	0.0008
Middle		1	0	15.12	0.0325	-1.25	0.0007
Highest		1	0	15.42	0.0348	-1.25	0.0007
Limit	ERP < 3W			Result		PASS	

LTE Band 12 / 3MHz							
Channel	Modulation	RB		Horizontal		Vertical	
		Size	Offset	EIRP(dBm)	EIRP(W)	EIRP(dBm)	EIRP(W)
Lowest	QPSK	1	0	16.21	0.0418	-0.49	0.0009
Middle		1	0	15.80	0.0380	-0.84	0.0008
Highest		1	0	16.07	0.0405	-1.06	0.0008
Lowest	16QAM	1	0	15.53	0.0357	-1.21	0.0008
Middle		1	0	15.02	0.0318	-1.56	0.0007
Highest		1	0	15.32	0.0340	-1.80	0.0007
Limit	ERP < 3W			Result		PASS	

LTE Band 12 / 5MHz							
Channel	Modulation	RB		Horizontal		Vertical	
		Size	Offset	EIRP(dBm)	EIRP(W)	EIRP(dBm)	EIRP(W)
Lowest	QPSK	1	0	16.44	0.0441	-0.45	0.0009
Middle		1	0	15.98	0.0396	-1.18	0.0008
Highest		1	0	16.38	0.0435	-1.04	0.0008
Lowest	16QAM	1	0	15.74	0.0375	-1.25	0.0007
Middle		1	0	15.20	0.0331	-1.95	0.0006
Highest		1	0	15.71	0.0372	-1.72	0.0007
Limit	ERP < 3W			Result		PASS	



LTE Band 12 / 10MHz							
Channel	Modulation	RB		Horizontal		Vertical	
		Size	Offset	EIRP(dBm)	EIRP(W)	EIRP(dBm)	EIRP(W)
Lowest	QPSK	1	0	16.49	0.0446	-0.38	0.0009
Middle		1	0	15.87	0.0386	-1.03	0.0008
Highest		1	0	16.14	0.0411	-0.22	0.0010
Lowest	16QAM	1	0	15.69	0.0371	-1.25	0.0007
Middle		1	0	15.10	0.0324	-1.81	0.0007
Highest		1	0	15.35	0.0343	-1.01	0.0008
Limit	ERP < 3W			Result		PASS	



LTE Band 13 / 5MHz							
Channel	Modulation	RB		Horizontal		Vertical	
		Size	Offset	ERP(dBm)	ERP(W)	ERP(dBm)	ERP(W)
Lowest	QPSK	1	0	16.31	0.0428	3.63	0.0023
Middle		1	0	17.05	0.0507	5.26	0.0034
Highest		1	0	16.88	0.0488	4.99	0.0032
Lowest	16QAM	1	0	16.50	0.0447	3.82	0.0024
Middle		1	0	17.10	0.0513	5.29	0.0034
Highest		1	0	16.97	0.0498	5.10	0.0032
Limit	ERP < 3W			Result		PASS	

LTE Band 13 / 10MHz							
Channel	Modulation	RB		Horizontal		Vertical	
		Size	Offset	ERP(dBm)	ERP(W)	ERP(dBm)	ERP(W)
Lowest	QPSK	1	0	-	-	-	-
Middle		1	0	16.82	0.0481	5.20	0.0033
Highest		1	0	-	-	-	-
Lowest	16QAM	1	0	-	-	-	-
Middle		1	0	17.19	0.0524	5.58	0.0036
Highest		1	0	-	-	-	-
Limit	ERP < 3W			Result		PASS	



LTE Band 13 / 5MHz							
Channel	Modulation	RB		Horizontal		Vertical	
		Size	Offset	EIRP(dBm)	EIRP(W)	EIRP(dBm)	EIRP(W)
Lowest	QPSK	1	0	18.46	0.0701	5.78	0.0038
Middle		1	0	19.20	0.0832	7.41	0.0055
Highest		1	0	19.03	0.0800	7.14	0.0052
Lowest	16QAM	1	0	18.65	0.0733	5.97	0.0040
Middle		1	0	19.25	0.0841	7.44	0.0055
Highest		1	0	19.12	0.0817	7.25	0.0053
Limit	ERP < 3W			Result		PASS	

LTE Band 13 / 10MHz							
Channel	Modulation	RB		Horizontal		Vertical	
		Size	Offset	EIRP(dBm)	EIRP(W)	EIRP(dBm)	EIRP(W)
Lowest	QPSK	1	0	-	-	-	-
Middle		1	0	18.97	0.0789	7.35	0.0054
Highest		1	0	-	-	-	-
Lowest	16QAM	1	0	-	-	-	-
Middle		1	0	19.34	0.0859	7.73	0.0059
Highest		1	0	-	-	-	-
Limit	ERP < 3W			Result		PASS	



LTE Band 17 / 5MHz							
Channel	Modulation	RB		Horizontal		Vertical	
		Size	Offset	ERP(dBm)	ERP(W)	ERP(dBm)	ERP(W)
Lowest	QPSK	1	0	13.66	0.0232	-3.60	0.0004
Middle		1	0	13.76	0.0238	-2.54	0.0006
Highest		1	0	14.20	0.0263	-3.56	0.0004
Lowest	16QAM	1	0	12.89	0.0195	-4.38	0.0004
Middle		1	0	13.03	0.0201	-3.28	0.0005
Highest		1	0	13.53	0.0225	-4.25	0.0004
Limit	ERP < 3W			Result		PASS	

LTE Band 17 / 10MHz							
Channel	Modulation	RB		Horizontal		Vertical	
		Size	Offset	ERP(dBm)	ERP(W)	ERP(dBm)	ERP(W)
Lowest	QPSK	1	0	14.11	0.0258	-2.63	0.0005
Middle		1	0	14.14	0.0259	-2.38	0.0006
Highest		1	0	14.06	0.0255	-2.33	0.0006
Lowest	16QAM	1	0	13.37	0.0217	-3.34	0.0005
Middle		1	0	13.35	0.0216	-3.17	0.0005
Highest		1	0	13.29	0.0213	-3.09	0.0005
Limit	ERP < 3W			Result		PASS	



LTE Band 17 / 5MHz							
Channel	Modulation	RB		Horizontal		Vertical	
		Size	Offset	EIRP(dBm)	EIRP(W)	EIRP(dBm)	EIRP(W)
Lowest	QPSK	1	0	15.81	0.0381	-1.45	0.0007
Middle		1	0	15.91	0.0390	-0.39	0.0009
Highest		1	0	16.35	0.0432	-1.41	0.0007
Lowest	16QAM	1	0	15.04	0.0319	-2.23	0.0006
Middle		1	0	15.18	0.0330	-1.13	0.0008
Highest		1	0	15.68	0.0370	-2.10	0.0006
Limit	ERP < 3W			Result		PASS	

LTE Band 17 / 10MHz							
Channel	Modulation	RB		Horizontal		Vertical	
		Size	Offset	EIRP(dBm)	EIRP(W)	EIRP(dBm)	EIRP(W)
Lowest	QPSK	1	0	16.26	0.0423	-0.48	0.0009
Middle		1	0	16.29	0.0426	-0.23	0.0009
Highest		1	0	16.21	0.0418	-0.18	0.0010
Lowest	16QAM	1	0	15.52	0.0356	-1.19	0.0008
Middle		1	0	15.50	0.0355	-1.02	0.0008
Highest		1	0	15.44	0.0350	-0.94	0.0008
Limit	ERP < 3W			Result		PASS	



Radiated Spurious Emission

Table with 10 columns: Channel, Frequency (MHz), EIRP (dBm), Limit (dBm), Over Limit (dB), SPA Reading (dBm), S.G. Power (dBm), TX Cable loss (dB), TX Antenna Gain (dBi), Polarization (H/V). Rows are categorized into Lowest, Middle, and Highest frequency bands.

Remark: Spurious emissions within 30-1000MHz were found more than 20dB below limit line.



LTE Band 2 / 3MHz / QPSK / RB Size 1 Offset 0									
Channel	Frequency (MHz)	EIRP (dBm)	Limit (dBm)	Over Limit (dB)	SPA Reading (dBm)	S.G. Power (dBm)	TX Cable loss (dB)	TX Antenna Gain (dBi)	Polarization (H/V)
Lowest	3704	-57.02	-13	-44.02	-71.65	-63.6	1.67	8.24	H
	5556	-49.11	-13	-36.11	-69.39	-56.18	2.66	9.72	H
	7404	-50.58	-13	-37.58	-76.17	-59.73	2.46	11.61	H
	9256	-49.26	-13	-36.26	-78.27	-59.32	2.54	12.60	H
	12956	-39.69	-13	-26.69	-77.38	-49.72	2.92	12.95	H
	3704	-61.67	-13	-48.67	-76.22	-68.25	1.67	8.24	V
	5556	-53.70	-13	-40.70	-72.45	-60.77	2.66	9.72	V
	7404	-54.24	-13	-41.24	-78.68	-63.39	2.46	11.61	V
	9256	-52.11	-13	-39.11	-78.4	-62.17	2.54	12.60	V
12956	-46.13	-13	-33.13	-79.95	-56.16	2.92	12.95	V	
Middle	3760	-59.49	-13	-46.49	-74.32	-66.12	1.69	8.31	H
	5640	-48.64	-13	-35.64	-68.66	-55.69	2.71	9.76	H
	7520	-53.72	-13	-40.72	-78.89	-63.11	2.42	11.81	H
	9396	-50.39	-13	-37.39	-79.41	-60.36	2.57	12.54	H
	13156	-40.51	-13	-27.51	-78.42	-50.76	2.97	13.22	H
	3760	-62.04	-13	-49.04	-76.55	-68.67	1.69	8.31	V
	5640	-54.68	-13	-41.68	-73.23	-61.73	2.71	9.76	V
	7520	-55.38	-13	-42.38	-79.65	-64.77	2.42	11.81	V
	9396	-54.00	-13	-41.00	-79.61	-63.97	2.57	12.54	V
13156	-45.19	-13	-32.19	-79.85	-55.44	2.97	13.22	V	
Highest	3820	-59.44	-13	-46.44	-74.43	-63.97	1.70	8.38	H
	5724	-51.45	-13	-38.45	-71.83	-56.34	2.75	9.79	H
	7632	-39.52	-13	-26.52	-77.42	-46.86	2.39	11.88	H
	9540	-50.73	-13	-37.73	-79.91	-58.46	2.60	12.48	H
	13356	-41.69	-13	-28.69	-79.5	-50.02	3.02	13.50	H
	3820	-62.75	-13	-49.75	-77.1	-67.28	1.70	8.38	V
	5724	-55.53	-13	-42.53	-74.73	-60.42	2.75	9.79	V
	7632	-55.58	-13	-42.58	-79.76	-62.92	2.39	11.88	V
	9540	-53.72	-13	-40.72	-79.71	-61.45	2.60	12.48	V
13356	-44.56	-13	-31.56	-80.02	-52.89	3.02	13.50	V	

Remark: Spurious emissions within 30-1000MHz were found more than 20dB below limit line.



LTE Band 2 / 5MHz / QPSK / RB Size 1 Offset 0									
Channel	Frequency (MHz)	EIRP (dBm)	Limit (dBm)	Over Limit (dB)	SPA Reading (dBm)	S.G. Power (dBm)	TX Cable loss (dB)	TX Antenna Gain (dBi)	Polarization (H/V)
Lowest	3704	-56.82	-13	-43.82	-71.43	-63.4	1.67	8.24	H
	5556	-49.66	-13	-36.66	-69.83	-56.73	2.66	9.72	H
	7404	-50.89	-13	-37.89	-76.48	-60.04	2.46	11.61	H
	9256	-49.78	-13	-36.78	-78.71	-59.84	2.54	12.60	H
	12956	-39.56	-13	-26.56	-77.21	-49.59	2.92	12.95	H
	3704	-61.48	-13	-48.48	-76	-68.06	1.67	8.24	V
	5556	-53.68	-13	-40.68	-72.42	-60.75	2.66	9.72	V
	7404	-54.59	-13	-41.59	-79	-63.74	2.46	11.61	V
	9256	-52.02	-13	-39.02	-78.22	-62.08	2.54	12.60	V
12956	-46.09	-13	-33.09	-79.86	-56.12	2.92	12.95	V	
Middle	3760	-58.89	-13	-45.89	-73.62	-65.52	1.69	8.31	H
	5636	-50.01	-13	-37.01	-70.04	-57.06	2.70	9.75	H
	7516	-53.68	-13	-40.68	-78.86	-63.07	2.42	11.81	H
	9392	-50.23	-13	-37.23	-79.3	-60.21	2.57	12.54	H
	13148	-40.98	-13	-27.98	-78.83	-51.22	2.97	13.21	H
	3760	-62.26	-13	-49.26	-76.86	-68.89	1.69	8.31	V
	5636	-55.37	-13	-42.37	-73.99	-62.42	2.70	9.75	V
	7516	-55.64	-13	-42.64	-79.88	-65.03	2.42	11.81	V
	9392	-53.98	-13	-40.98	-79.5	-63.96	2.57	12.54	V
13148	-45.41	-13	-32.41	-80.04	-55.65	2.97	13.21	V	
Highest	3816	-58.11	-13	-45.11	-73.07	-62.64	1.70	8.38	H
	5720	-50.59	-13	-37.59	-70.88	-55.48	2.75	9.79	H
	7624	-52.83	-13	-39.83	-77.64	-60.17	2.39	11.87	H
	3816	-61.94	-13	-48.94	-76.14	-66.47	1.70	8.38	V
	5720	-54.38	-13	-41.38	-73.55	-59.27	2.75	9.79	V
7624	-55.79	-13	-42.79	-79.93	-63.13	2.39	11.87	V	

Remark: Spurious emissions within 30-1000MHz were found more than 20dB below limit line.



LTE Band 2 / 10MHz / QPSK / RB Size 1 Offset 0									
Channel	Frequency (MHz)	EIRP (dBm)	Limit (dBm)	Over Limit (dB)	SPA Reading (dBm)	S.G. Power (dBm)	TX Cable loss (dB)	TX Antenna Gain (dBi)	Polarization (H/V)
Lowest	3704	-56.60	-13	-43.60	-71.2	-63.18	1.67	8.24	H
	5556	-49.48	-13	-36.48	-69.78	-56.55	2.66	9.72	H
	7408	-51.01	-13	-38.01	-76.49	-60.17	2.46	11.62	H
	9256	-49.32	-13	-36.32	-78.23	-59.38	2.54	12.60	H
	11108	-50.26	-13	-37.26	-80.51	-60.03	2.69	12.46	H
	12960	-41.01	-13	-28.01	-78.7	-51.04	2.92	12.95	H
	3704	-48.27	-13	-35.27	-75.85	-54.85	1.67	8.24	V
	5556	-54.43	-13	-41.43	-73.18	-61.5	2.66	9.72	V
	7408	-54.61	-13	-41.61	-79.05	-63.77	2.46	11.62	V
	9256	-52.04	-13	-39.04	-78.23	-62.1	2.54	12.60	V
	11108	-51.02	-13	-38.02	-79.86	-60.79	2.69	12.46	V
12960	-46.29	-13	-33.29	-80.15	-56.32	2.92	12.95	V	
Middle	3756	-59.07	-13	-46.07	-73.81	-65.69	1.68	8.31	H
	5632	-49.83	-13	-36.83	-69.91	-56.88	2.70	9.75	H
	13132	-40.61	-13	-27.61	-78.46	-50.83	2.96	13.18	H
	3756	-62.27	-13	-49.27	-76.81	-68.89	1.68	8.31	V
	5632	-56.06	-13	-43.06	-74.56	-63.11	2.70	9.75	V
	13132	-45.14	-13	-32.14	-79.68	-55.36	2.96	13.18	V
Highest	3804	-56.18	-13	-43.18	-70.98	-60.7	1.70	8.36	H
	5704	-52.41	-13	-39.41	-72.6	-57.3	2.74	9.78	H
	7608	-52.04	-13	-39.04	-76.88	-59.36	2.39	11.86	H
	9508	-50.94	-13	-37.94	-79.83	-58.69	2.59	12.50	H
	11412	-50.02	-13	-37.02	-80.42	-57.52	2.68	12.34	H
	13308	-41.21	-13	-28.21	-79.09	-49.48	3.01	13.43	H
	3804	-60.17	-13	-47.17	-74.32	-64.69	1.70	8.36	V
	5704	-56.89	-13	-43.89	-75.8	-61.78	2.74	9.78	V
	7608	-55.49	-13	-42.49	-79.65	-62.81	2.39	11.86	V
	9508	-53.54	-13	-40.54	-79.37	-61.29	2.59	12.50	V
	11412	-51.21	-13	-38.21	-80.65	-58.71	2.68	12.34	V
	13308	-44.63	-13	-31.63	-79.87	-52.9	3.01	13.43	V

Remark: Spurious emissions within 30-1000MHz were found more than 20dB below limit line.



LTE Band 2 / 15MHz / QPSK / RB Size 1 Offset 0									
Channel	Frequency (MHz)	EIRP (dBm)	Limit (dBm)	Over Limit (dB)	SPA Reading (dBm)	S.G. Power (dBm)	TX Cable loss (dB)	TX Antenna Gain (dBi)	Polarization (H/V)
Lowest	3704	-58.33	-13	-45.33	-73.08	-64.91	1.67	8.24	H
	5556	-49.25	-13	-36.25	-69.58	-56.32	2.66	9.72	H
	7408	-50.48	-13	-37.48	-76.08	-59.64	2.46	11.62	H
	9260	-50.12	-13	-37.12	-79.11	-60.18	2.54	12.60	H
	12960	-40.14	-13	-27.14	-77.96	-50.17	2.92	12.95	H
	3704	-62.17	-13	-49.17	-76.8	-68.75	1.67	8.24	V
	5556	-54.01	-13	-41.01	-72.64	-61.08	2.66	9.72	V
	7408	-54.18	-13	-41.18	-78.62	-63.34	2.46	11.62	V
	9260	-39.57	-13	-26.57	-78.96	-49.63	2.54	12.60	V
12960	-46.26	-13	-33.26	-80.14	-56.29	2.92	12.95	V	
Middle	3752	-59.24	-13	-46.24	-74.04	-65.86	1.68	8.30	H
	5624	-50.17	-13	-37.17	-70.31	-57.22	2.70	9.75	H
	7496	-53.22	-13	-40.22	-78.61	-62.58	2.43	11.79	H
	9372	-50.18	-13	-37.18	-79.15	-60.17	2.56	12.55	H
	13116	-41.17	-13	-28.17	-79.03	-51.37	2.96	13.16	H
	3752	-62.43	-13	-49.43	-76.97	-69.05	1.68	8.30	V
	5624	-55.97	-13	-42.97	-74.35	-63.02	2.70	9.75	V
	7496	-55.27	-13	-42.27	-79.62	-64.63	2.43	11.79	V
	9372	-53.69	-13	-40.69	-79.4	-63.68	2.56	12.55	V
13116	-45.68	-13	-32.68	-80.08	-55.88	2.96	13.16	V	
Highest	3796	-54.47	-13	-41.47	-69.23	-58.98	1.70	8.36	H
	5692	-47.51	-13	-34.51	-67.65	-52.4	2.74	9.78	H
	7588	-49.58	-13	-36.58	-74.43	-56.88	2.40	11.85	H
	9484	-49.26	-13	-36.26	-78.25	-57.03	2.59	12.51	H
	13276	-40.11	-13	-27.11	-77.94	-48.35	3.00	13.39	H
	3796	-59.08	-13	-46.08	-73.43	-63.59	1.70	8.36	V
	5692	-53.47	-13	-40.47	-72.39	-58.36	2.74	9.78	V
	7588	-54.12	-13	-41.12	-79.2	-61.42	2.40	11.85	V
	9484	-52.65	-13	-39.65	-78.37	-60.42	2.59	12.51	V
13276	-44.25	-13	-31.25	-79.41	-52.49	3.00	13.39	V	

Remark: Spurious emissions within 30-1000MHz were found more than 20dB below limit line.



LTE Band 2 / 20MHz / QPSK / RB Size 1 Offset 0									
Channel	Frequency (MHz)	EIRP (dBm)	Limit (dBm)	Over Limit (dB)	SPA Reading (dBm)	S.G. Power (dBm)	TX Cable loss (dB)	TX Antenna Gain (dBi)	Polarization (H/V)
Lowest	3708	-59.01	-13	-46.01	-73.62	-65.59	1.67	8.25	H
	5556	-50.07	-13	-37.07	-70.38	-57.14	2.66	9.72	H
	7408	-50.38	-13	-37.38	-76.02	-59.54	2.46	11.62	H
	9260	-49.48	-13	-36.48	-78.41	-59.54	2.54	12.60	H
	12960	-40.17	-13	-27.17	-77.99	-50.2	2.92	12.95	H
	3708	-62.39	-13	-49.39	-76.95	-68.97	1.67	8.25	V
	5556	-54.41	-13	-41.41	-73.11	-61.48	2.66	9.72	V
	7408	-54.16	-13	-41.16	-78.63	-63.32	2.46	11.62	V
	9260	-52.19	-13	-39.19	-78.53	-62.25	2.54	12.60	V
12960	-46.43	-13	-33.43	-80.28	-56.46	2.92	12.95	V	
Middle	3748	-59.52	-13	-46.52	-74.32	-66.14	1.68	8.30	H
	5616	-51.01	-13	-38.01	-71.07	-58.06	2.69	9.75	H
	7488	-39.27	-13	-26.27	-77.68	-48.61	2.43	11.78	H
	9360	-50.18	-13	-37.18	-79.17	-60.18	2.56	12.56	H
	13100	-40.77	-13	-27.77	-78.7	-50.95	2.96	13.14	H
	3748	-62.57	-13	-49.57	-77.13	-69.19	1.68	8.30	V
	5616	-56.01	-13	-43.01	-74.38	-63.06	2.69	9.75	V
	7488	-55.02	-13	-42.02	-79.26	-64.36	2.43	11.78	V
	9360	-53.86	-13	-40.86	-79.61	-63.86	2.56	12.56	V
13100	-45.54	-13	-32.54	-79.96	-55.72	2.96	13.14	V	
Highest	3788	-58.21	-13	-45.21	-73.1	-62.71	1.69	8.35	H
	5676	-48.41	-13	-35.41	-68.49	-53.3	2.73	9.77	H
	7568	-51.26	-13	-38.26	-76.26	-58.54	2.41	11.84	H
	9460	-50.03	-13	-37.03	-79.03	-57.81	2.58	12.52	H
	13240	-41.02	-13	-28.02	-78.86	-49.22	2.99	13.34	H
	3788	-61.97	-13	-48.97	-76.24	-66.47	1.69	8.35	V
	5676	-54.69	-13	-41.69	-73.43	-59.58	2.73	9.77	V
	7568	-55.27	-13	-42.27	-79.45	-62.55	2.41	11.84	V
	9460	-52.12	-13	-39.12	-77.94	-59.9	2.58	12.52	V
13240	-44.56	-13	-31.56	-79.48	-52.76	2.99	13.34	V	

Remark: Spurious emissions within 30-1000MHz were found more than 20dB below limit line.



LTE Band 4 / 1.4MHz / QPSK / RB Size 1 Offset 0									
Channel	Frequency (MHz)	EIRP (dBm)	Limit (dBm)	Over Limit (dB)	SPA Reading (dBm)	S.G. Power (dBm)	TX Cable loss (dB)	TX Antenna Gain (dBi)	Polarization (H/V)
Lowest	3420	-57.60	-13	-44.60	-70.16	-63.67	1.58	7.65	H
	5128	-48.53	-13	-35.53	-67.82	-55.82	2.41	9.70	H
	6843	-34.06	-13	-21.06	-57.39	-42.03	2.64	10.61	H
	8551	-50.14	-13	-37.14	-76.9	-60.27	2.39	12.52	H
	3420	-62.95	-13	-49.95	-75.17	-69.02	1.58	7.65	V
	5128	-54.22	-13	-41.22	-72.42	-61.51	2.41	9.70	V
	6843	-41.20	-13	-28.20	-64.35	-49.17	2.64	10.61	V
8551	-52.11	-13	-39.11	-77.76	-62.24	2.39	12.52	V	
Middle	3462	-57.04	-13	-44.04	-70.23	-63.28	1.59	7.83	H
	5198	-43.82	-13	-30.82	-63.16	-51.07	2.45	9.70	H
	6927	-36.44	-13	-23.44	-59.94	-44.54	2.61	10.71	H
	8663	-46.11	-13	-33.11	-73.84	-56.26	2.41	12.57	H
	10392	-48.01	-13	-35.01	-77.12	-57.67	2.69	12.36	H
	12128	-41.81	-13	-28.81	-75.43	-51.43	2.71	12.33	H
	3462	-61.79	-13	-48.79	-75.05	-68.03	1.59	7.83	V
	5198	-50.73	-13	-37.73	-69.17	-57.98	2.45	9.70	V
	6927	-41.06	-13	-28.06	-64.35	-49.16	2.61	10.71	V
	8663	-49.68	-13	-36.68	-75.5	-59.83	2.41	12.57	V
	10392	-51.51	-13	-38.51	-78.87	-61.17	2.69	12.36	V
12128	-48.06	-13	-35.06	-78.7	-57.68	2.71	12.33	V	
Highest	3511	-58.76	-13	-45.76	-72.32	-65.17	1.61	8.01	H
	5261	-45.77	-13	-32.77	-65.21	-52.98	2.49	9.70	H
	7018	-39.56	-13	-26.56	-63.29	-47.81	2.58	10.84	H
	8768	-46.57	-13	-33.57	-74.88	-56.74	2.43	12.61	H
	10520	-46.90	-13	-33.90	-76.22	-56.61	2.69	12.40	H
	12280	-36.39	-13	-23.39	-70.73	-46	2.75	12.36	H
	3511	-61.86	-13	-48.86	-76.19	-68.27	1.61	8.01	V
	5261	-50.08	-13	-37.08	-68.81	-57.29	2.49	9.70	V
	7018	-44.24	-13	-31.24	-68.06	-52.49	2.58	10.84	V
	8768	-50.54	-13	-37.54	-76.45	-60.71	2.43	12.61	V
	10520	-49.20	-13	-36.20	-76.94	-58.91	2.69	12.40	V
12280	-45.15	-13	-32.15	-76.5	-54.76	2.75	12.36	V	

Remark: Spurious emissions within 30-1000MHz were found more than 20dB below limit line.



LTE Band 4 / 3MHz / QPSK / RB Size 1 Offset 0									
Channel	Frequency (MHz)	EIRP (dBm)	Limit (dBm)	Over Limit (dB)	SPA Reading (dBm)	S.G. Power (dBm)	TX Cable loss (dB)	TX Antenna Gain (dBi)	Polarization (H/V)
Lowest	3420	-57.82	-13	-44.82	-70.4	-63.89	1.58	7.65	H
	5128	-47.67	-13	-34.67	-66.95	-54.96	2.41	9.70	H
	6843	-33.60	-13	-20.60	-57.09	-41.57	2.64	10.61	H
	3420	-62.70	-13	-49.70	-74.93	-68.77	1.58	7.65	V
	5128	-54.19	-13	-41.19	-72.32	-61.48	2.41	9.70	V
	6843	-40.95	-13	-27.95	-63.9	-48.92	2.64	10.61	V
Middle	3462	-53.88	-13	-40.88	-66.83	-60.12	1.59	7.83	H
	5191	-44.78	-13	-31.78	-64.13	-52.03	2.45	9.70	H
	6927	-37.24	-13	-24.24	-60.83	-45.34	2.61	10.71	H
	8656	-45.66	-13	-32.66	-73.41	-55.81	2.41	12.56	H
	10384	-48.50	-13	-35.50	-77.8	-58.16	2.69	12.35	H
	12120	-41.07	-13	-28.07	-74.65	-50.69	2.71	12.32	H
	13848	-40.85	-13	-27.85	-77.25	-51.75	3.14	14.05	H
	3462	-61.03	-13	-48.03	-74.3	-67.27	1.59	7.83	V
	5191	-48.41	-13	-35.41	-66.88	-55.66	2.45	9.70	V
	6927	-40.72	-13	-27.72	-64	-48.82	2.61	10.71	V
	8656	-50.02	-13	-37.02	-75.76	-60.17	2.41	12.56	V
	10384	-51.18	-13	-38.18	-78.53	-60.84	2.69	12.35	V
	12120	-47.61	-13	-34.61	-78.49	-57.23	2.71	12.32	V
13848	-41.67	-13	-28.67	-77.61	-52.57	3.14	14.05	V	
Highest	3504	-59.02	-13	-46.02	-72.35	-65.42	1.61	8.00	H
	5254	-45.49	-13	-32.49	-64.74	-52.71	2.48	9.70	H
	7011	-40.52	-13	-27.52	-64.53	-48.76	2.59	10.82	H
	8761	-47.52	-13	-34.52	-75.9	-57.69	2.43	12.60	H
	10512	-47.26	-13	-34.26	-76.78	-56.97	2.69	12.40	H
	12264	-39.00	-13	-26.00	-73.31	-48.61	2.74	12.35	H
	3504	-62.43	-13	-49.43	-76.36	-68.83	1.61	8.00	V
	5254	-49.66	-13	-36.66	-68.26	-56.88	2.48	9.70	V
	7011	-44.67	-13	-31.67	-68.44	-52.91	2.59	10.82	V
	8761	-51.42	-13	-38.42	-77.14	-61.59	2.43	12.60	V
	10512	-49.46	-13	-36.46	-77.12	-59.17	2.69	12.40	V
12264	-47.20	-13	-34.20	-78.39	-56.81	2.74	12.35	V	

Remark: Spurious emissions within 30-1000MHz were found more than 20dB below limit line.



LTE Band 4 / 5MHz / QPSK / RB Size 1 Offset 0									
Channel	Frequency (MHz)	EIRP (dBm)	Limit (dBm)	Over Limit (dB)	SPA Reading (dBm)	S.G. Power (dBm)	TX Cable loss (dB)	TX Antenna Gain (dBi)	Polarization (H/V)
Lowest	3420	-57.10	-13	-44.10	-69.57	-63.17	1.58	7.65	H
	5128	-50.82	-13	-37.82	-69.97	-58.11	2.41	9.70	H
	6843	-33.70	-13	-20.70	-57.2	-41.67	2.64	10.61	H
	8551	-49.51	-13	-36.51	-76.31	-59.64	2.39	12.52	H
	10264	-49.12	-13	-36.12	-78.12	-58.73	2.69	12.31	H
	11976	-45.24	-13	-32.24	-77.75	-54.86	2.68	12.30	H
	3420	-60.64	-13	-47.64	-72.82	-66.71	1.58	7.65	V
	5128	-54.19	-13	-41.19	-72.45	-61.48	2.41	9.70	V
	6843	-40.25	-13	-27.25	-63.32	-48.22	2.64	10.61	V
	8551	-51.71	-13	-38.71	-77.28	-61.84	2.39	12.52	V
	10264	-52.22	-13	-39.22	-79.13	-61.83	2.69	12.31	V
11976	-49.34	-13	-36.34	-79.38	-58.96	2.68	12.30	V	
Middle	3462	-55.87	-13	-42.87	-68.91	-62.11	1.59	7.83	H
	5191	-45.96	-13	-32.96	-65.23	-53.21	2.45	9.70	H
	6920	-35.78	-13	-22.78	-59.14	-43.87	2.62	10.70	H
	8649	-45.83	-13	-32.83	-73.45	-55.98	2.41	12.56	H
	10384	-47.05	-13	-34.05	-76.2	-56.71	2.69	12.35	H
	12112	-41.45	-13	-28.45	-74.73	-51.07	2.71	12.32	H
	13840	-39.47	-13	-26.47	-75.87	-50.37	3.14	14.04	H
	3462	-60.47	-13	-47.47	-73.65	-66.71	1.59	7.83	V
	5191	-49.64	-13	-36.64	-68.12	-56.89	2.45	9.70	V
	6920	-38.94	-13	-25.94	-62.1	-47.03	2.62	10.70	V
	8649	-48.61	-13	-35.61	-74.39	-58.76	2.41	12.56	V
	10384	-50.17	-13	-37.17	-77.44	-59.83	2.69	12.35	V
	12112	-47.06	-13	-34.06	-77.59	-56.68	2.71	12.32	V
13840	-41.86	-13	-28.86	-77.65	-52.76	3.14	14.04	V	
Highest	3504	-58.48	-13	-45.48	-71.84	-64.88	1.61	8.00	H
	5254	-49.47	-13	-36.47	-68.71	-56.69	2.48	9.70	H
	7004	-38.85	-13	-25.85	-62.46	-47.07	2.59	10.81	H
	8754	-47.55	-13	-34.55	-75.64	-57.72	2.43	12.60	H
	10504	-46.63	-13	-33.63	-75.9	-56.34	2.69	12.40	H
	12256	-37.74	-13	-24.74	-71.99	-47.35	2.74	12.35	H
	14000	-41.55	-13	-28.55	-77.31	-52.57	3.18	14.20	H
	3504	-62.21	-13	-49.21	-76.16	-68.61	1.61	8.00	V
	5254	-51.50	-13	-38.50	-70.1	-58.72	2.48	9.70	V
	7004	-43.24	-13	-30.24	-66.91	-51.46	2.59	10.81	V
	8754	-50.76	-13	-37.76	-76.52	-60.93	2.43	12.60	V
	10504	-47.00	-13	-34.00	-75	-56.71	2.69	12.40	V
	12256	-46.36	-13	-33.36	-77.76	-55.97	2.74	12.35	V
14000	-41.80	-13	-28.80	-77.5	-52.82	3.18	14.20	V	

Remark: Spurious emissions within 30-1000MHz were found more than 20dB below limit line.



LTE Band 4 / 10MHz / QPSK / RB Size 1 Offset 0									
Channel	Frequency (MHz)	EIRP (dBm)	Limit (dBm)	Over Limit (dB)	SPA Reading (dBm)	S.G. Power (dBm)	TX Cable loss (dB)	TX Antenna Gain (dBi)	Polarization (H/V)
Lowest	3420	-57.05	-13	-44.05	-69.57	-63.12	1.58	7.65	H
	5132	-48.93	-13	-35.93	-68.43	-56.22	2.41	9.70	H
	6843	-34.06	-13	-21.06	-57.39	-42.03	2.64	10.61	H
	3420	-61.82	-13	-48.82	-74.17	-67.89	1.58	7.65	V
	5132	-53.63	-13	-40.63	-71.84	-60.92	2.41	9.70	V
	6843	-40.14	-13	-27.14	-63.57	-48.11	2.64	10.61	V
Middle	3455	-55.66	-13	-42.66	-68.48	-61.87	1.59	7.80	H
	5184	-47.30	-13	-34.30	-66.62	-54.56	2.44	9.70	H
	6913	-36.28	-13	-23.28	-59.86	-44.36	2.62	10.70	H
	8642	-46.93	-13	-33.93	-74.7	-57.08	2.41	12.56	H
	10368	-48.57	-13	-35.57	-77.98	-58.22	2.69	12.35	H
	12096	-43.40	-13	-30.40	-76.68	-53.02	2.70	12.32	H
	3455	-61.01	-13	-48.01	-74.15	-67.22	1.59	7.80	V
	5184	-51.61	-13	-38.61	-70.01	-58.87	2.44	9.70	V
	6913	-40.03	-13	-27.03	-63.53	-48.11	2.62	10.70	V
	8642	-49.98	-13	-36.98	-75.82	-60.13	2.41	12.56	V
	10368	-51.40	-13	-38.40	-78.75	-61.05	2.69	12.35	V
	12096	-48.04	-13	-35.04	-78.49	-57.66	2.70	12.32	V
Highest	3490	-58.01	-13	-45.01	-71.3	-64.36	1.60	7.96	H
	5240	-49.36	-13	-36.36	-68.61	-56.58	2.48	9.70	H
	6983	-38.14	-13	-25.14	-62.16	-46.32	2.60	10.78	H
	8726	-48.09	-13	-35.09	-76.32	-58.26	2.42	12.59	H
	10472	-47.90	-13	-34.90	-77.17	-57.6	2.69	12.39	H
	12216	-39.49	-13	-26.49	-73.57	-49.1	2.73	12.34	H
	13968	-41.23	-13	-28.23	-77.24	-52.22	3.17	14.17	H
	3490	-61.87	-13	-48.87	-75.61	-68.22	1.60	7.96	V
	5240	-51.25	-13	-38.25	-70.02	-58.47	2.48	9.70	V
	6983	-41.01	-13	-28.01	-64.79	-49.19	2.60	10.78	V
	8726	-50.86	-13	-37.86	-76.64	-61.03	2.42	12.59	V
	10472	-49.92	-13	-36.92	-77.54	-59.62	2.69	12.39	V
	12216	-46.41	-13	-33.41	-77.39	-56.02	2.73	12.34	V
13968	-42.10	-13	-29.10	-77.81	-53.09	3.17	14.17	V	

Remark: Spurious emissions within 30-1000MHz were found more than 20dB below limit line.



LTE Band 4 / 15MHz / QPSK / RB Size 1 Offset 0									
Channel	Frequency (MHz)	EIRP (dBm)	Limit (dBm)	Over Limit (dB)	SPA Reading (dBm)	S.G. Power (dBm)	TX Cable loss (dB)	TX Antenna Gain (dBi)	Polarization (H/V)
Lowest	3420	-57.05	-13	-44.05	-69.61	-63.12	1.58	7.65	H
	5135	-48.74	-13	-35.74	-68.16	-56.03	2.41	9.70	H
	6843	-34.92	-13	-21.92	-58.23	-42.89	2.64	10.61	H
	3420	-61.45	-13	-48.45	-73.69	-67.52	1.58	7.65	V
	5135	-53.50	-13	-40.50	-71.92	-60.79	2.41	9.70	V
	6843	-41.91	-13	-28.91	-64.91	-49.88	2.64	10.61	V
Middle	3455	-55.10	-13	-42.10	-67.94	-61.31	1.59	7.80	H
	5177	-48.01	-13	-35.01	-67.35	-55.27	2.44	9.70	H
	6906	-35.58	-13	-22.58	-59.24	-43.65	2.62	10.69	H
	8628	-47.03	-13	-34.03	-74.55	-57.18	2.40	12.55	H
	10352	-47.57	-13	-34.57	-76.96	-57.22	2.69	12.34	H
	12080	-41.60	-13	-28.60	-75.03	-51.22	2.70	12.32	H
	13808	-41.18	-13	-28.18	-77.75	-52.05	3.13	14.01	H
	3455	-60.95	-13	-47.95	-73.84	-67.16	1.59	7.80	V
	5177	-51.63	-13	-38.63	-70	-58.89	2.44	9.70	V
	6906	-40.06	-13	-27.06	-63.26	-48.13	2.62	10.69	V
	8628	-48.99	-13	-35.99	-74.72	-59.14	2.40	12.55	V
	10352	-50.03	-13	-37.03	-77.38	-59.68	2.69	12.34	V
	12080	-47.05	-13	-34.05	-77.65	-56.67	2.70	12.32	V
13808	-42.44	-13	-29.44	-78.26	-53.31	3.13	14.01	V	
Highest	3483	-56.79	-13	-43.79	-70.08	-63.12	1.60	7.93	H
	5226	-46.50	-13	-33.50	-65.81	-53.73	2.47	9.70	H
	6962	-37.01	-13	-24.01	-60.65	-45.16	2.60	10.75	H
	8705	-47.83	-13	-34.83	-75.79	-57.99	2.42	12.58	H
	10448	-46.86	-13	-33.86	-76.15	-56.55	2.69	12.38	H
	12184	-39.44	-13	-26.44	-73.22	-49.05	2.72	12.34	H
	13928	-41.13	-13	-28.13	-77.28	-52.09	3.16	14.13	H
	3483	-62.01	-13	-49.01	-75.56	-68.34	1.60	7.93	V
	5226	-48.39	-13	-35.39	-67.13	-55.62	2.47	9.70	V
	6962	-40.71	-13	-27.71	-64.2	-48.86	2.60	10.75	V
	8705	-50.06	-13	-37.06	-76.03	-60.22	2.42	12.58	V
	10448	-49.31	-13	-36.31	-76.77	-59	2.69	12.38	V
	12184	-46.94	-13	-33.94	-78	-56.55	2.72	12.34	V
13928	-41.40	-13	-28.40	-77.41	-52.36	3.16	14.13	V	

Remark: Spurious emissions within 30-1000MHz were found more than 20dB below limit line.



LTE Band 4 / 20MHz / QPSK / RB Size 1 Offset 0									
Channel	Frequency (MHz)	EIRP (dBm)	Limit (dBm)	Over Limit (dB)	SPA Reading (dBm)	S.G. Power (dBm)	TX Cable loss (dB)	TX Antenna Gain (dBi)	Polarization (H/V)
Lowest	3420	-58.82	-13	-45.82	-70.9	-64.89	1.58	7.65	H
	5135	-49.60	-13	-36.60	-68.49	-56.89	2.41	9.70	H
	6843	-35.10	-13	-22.10	-58.27	-43.07	2.64	10.61	H
	8558	-50.62	-13	-37.62	-77.51	-60.76	2.39	12.52	H
	10264	-49.50	-13	-36.50	-78.47	-59.11	2.69	12.31	H
	11976	-45.45	-13	-32.45	-78.09	-55.07	2.68	12.30	H
	3420	-61.67	-13	-48.67	-73.38	-67.74	1.58	7.65	V
	5135	-53.17	-13	-40.17	-71.11	-60.46	2.41	9.70	V
	6843	-40.94	-13	-27.94	-63.81	-48.91	2.64	10.61	V
	8558	-51.79	-13	-38.79	-77.13	-61.93	2.39	12.52	V
	10264	-52.50	-13	-39.50	-79.57	-62.11	2.69	12.31	V
	11976	-49.12	-13	-36.12	-79.48	-58.74	2.68	12.30	V
Middle	3448	-55.35	-13	-42.35	-68.15	-61.53	1.59	7.77	H
	5170	-47.10	-13	-34.10	-66.62	-54.37	2.43	9.70	H
	6892	-36.82	-13	-23.82	-60.31	-44.87	2.63	10.67	H
	8621	-48.03	-13	-35.03	-75.39	-58.18	2.40	12.55	H
	10344	-48.28	-13	-35.28	-77.25	-57.92	2.69	12.34	H
	12064	-42.85	-13	-29.85	-75.44	-52.47	2.69	12.31	H
	13792	-41.45	-13	-28.45	-78.05	-52.31	3.13	13.99	H
	3448	-61.29	-13	-48.29	-74.12	-67.47	1.59	7.77	V
	5170	-50.84	-13	-37.84	-69.08	-58.11	2.43	9.70	V
	6892	-42.86	-13	-29.86	-66	-50.91	2.63	10.67	V
	8621	-50.57	-13	-37.57	-76.06	-60.72	2.40	12.55	V
	10344	-51.49	-13	-38.49	-78.64	-61.13	2.69	12.34	V
12064	-48.07	-13	-35.07	-78.35	-57.69	2.69	12.31	V	
13792	-43.21	-13	-30.21	-78.88	-54.07	3.13	13.99	V	
Highest	3476	-55.44	-13	-42.44	-68.33	-61.74	1.60	7.89	H
	5212	-46.03	-13	-33.03	-65.27	-53.27	2.46	9.70	H
	6948	-33.84	-13	-20.84	-58.51	-41.97	2.61	10.74	H
	8684	-46.53	-13	-33.53	-74.18	-56.69	2.41	12.57	H
	10416	-47.81	-13	-34.81	-76.83	-57.48	2.69	12.37	H
	12152	-39.51	-13	-26.51	-73	-49.12	2.72	12.33	H
	13888	-40.48	-13	-27.48	-76.69	-51.41	3.15	14.09	H
	3476	-61.04	-13	-48.04	-74.68	-67.34	1.60	7.89	V
	5212	-48.22	-13	-35.22	-66.79	-55.46	2.46	9.70	V
	6948	-38.65	-13	-25.65	-61.97	-46.78	2.61	10.74	V
	8684	-48.56	-13	-35.56	-74.24	-58.72	2.41	12.57	V
	10416	-49.03	-13	-36.03	-76.46	-58.7	2.69	12.37	V
12152	-46.27	-13	-33.27	-77.03	-55.88	2.72	12.33	V	
13888	-41.30	-13	-28.30	-76.93	-52.23	3.15	14.09	V	

Remark: Spurious emissions within 30-1000MHz were found more than 20dB below limit line.



LTE Band 5 / 1.4MHz / QPSK / RB Size 1 Offset 0									
Channel	Frequency (MHz)	ERP (dBm)	Limit (dBm)	Over Limit (dB)	SPA Reading (dBm)	S.G. Power (dBm)	TX Cable loss (dB)	TX Antenna Gain (dBi)	Polarization (H/V)
Lowest	1651	-61.72	-13	-48.72	-66.51	-63.47	0.98	4.88	H
	2476	-64.92	-13	-51.92	-74.35	-66.81	1.28	5.33	H
	3302	-65.30	-13	-52.30	-77.74	-68.74	1.54	7.13	H
	1651	-66.83	-13	-53.83	-70.08	-68.58	0.98	4.88	V
	2476	-65.03	-13	-52.03	-75.4	-66.92	1.28	5.33	V
	3302	-66.07	-13	-53.07	-77.64	-69.51	1.54	7.13	V
Middle	1675	-60.82	-13	-47.82	-65.43	-62.49	0.99	4.81	H
	2512	-63.90	-13	-50.90	-73.53	-65.87	1.29	5.41	H
	3346	-64.61	-13	-51.61	-76.77	-68.23	1.56	7.32	H
	1675	-66.59	-13	-53.59	-69.63	-68.26	0.99	4.81	V
	2512	-64.29	-13	-51.29	-74.55	-66.26	1.29	5.41	V
	3346	-66.22	-13	-53.22	-77.59	-69.84	1.56	7.32	V
Highest	1699	-61.50	-13	-48.50	-66.26	-63.09	1.00	4.74	H
	2545	-66.15	-13	-53.15	-75.89	-68.13	1.30	5.44	H
	3394	-63.87	-13	-50.87	-76.13	-67.68	1.57	7.53	H
	1699	-65.79	-13	-52.79	-69.6	-67.38	1.00	4.74	V
	2545	-65.30	-13	-52.30	-75.61	-67.28	1.30	5.44	V
	3394	-65.60	-13	-52.60	-77.45	-69.41	1.57	7.53	V

Remark: Spurious emissions within 30-1000MHz were found more than 20dB below limit line.



LTE Band 5 / 3MHz / QPSK / RB Size 1 Offset 0									
Channel	Frequency (MHz)	ERP (dBm)	Limit (dBm)	Over Limit (dB)	SPA Reading (dBm)	S.G. Power (dBm)	TX Cable loss (dB)	TX Antenna Gain (dBi)	Polarization (H/V)
Lowest	1651	-61.71	-13	-48.71	-66.45	-63.46	0.98	4.88	H
	2476	-65.04	-13	-52.04	-74.41	-66.93	1.28	5.33	H
	3301	-65.31	-13	-52.31	-77.85	-68.74	1.54	7.12	H
	1651	-67.08	-13	-54.08	-70.38	-68.83	0.98	4.88	V
	2476	-64.50	-13	-51.50	-75.04	-66.39	1.28	5.33	V
	3301	-66.18	-13	-53.18	-77.65	-69.61	1.54	7.12	V
Middle	1672	-65.66	-13	-52.66	-70.34	-67.34	0.99	4.82	H
	2509	-63.73	-13	-50.73	-73.34	-65.69	1.29	5.41	H
	3343	-64.32	-13	-51.32	-76.6	-67.92	1.56	7.31	H
	1672	-69.80	-13	-56.80	-73.01	-71.48	0.99	4.82	V
	2509	-64.15	-13	-51.15	-74.42	-66.11	1.29	5.41	V
	3343	-66.21	-13	-53.21	-77.54	-69.81	1.56	7.31	V
Highest	1696	-63.42	-13	-50.42	-68.15	-65.02	1.00	4.75	H
	2542	-65.41	-13	-52.41	-75.08	-67.39	1.30	5.43	H
	3388	-64.14	-13	-51.14	-76.4	-67.93	1.57	7.51	H
	1696	-66.77	-13	-53.77	-70.63	-68.37	1.00	4.75	V
	2542	-65.10	-13	-52.10	-75.42	-67.08	1.30	5.43	V
	3388	-65.62	-13	-52.62	-77.33	-69.41	1.57	7.51	V

Remark: Spurious emissions within 30-1000MHz were found more than 20dB below limit line.



LTE Band 5 / 5MHz / QPSK / RB Size 1 Offset 0									
Channel	Frequency (MHz)	ERP (dBm)	Limit (dBm)	Over Limit (dB)	SPA Reading (dBm)	S.G. Power (dBm)	TX Cable loss (dB)	TX Antenna Gain (dBi)	Polarization (H/V)
Lowest	1651	-61.96	-13	-48.96	-66.71	-63.71	0.98	4.88	H
	2476	-65.07	-13	-52.07	-74.65	-66.96	1.28	5.33	H
	3302	-65.29	-13	-52.29	-77.81	-68.73	1.54	7.13	H
	1651	-67.01	-13	-54.01	-70.32	-68.76	0.98	4.88	V
	2476	-64.49	-13	-51.49	-74.94	-66.38	1.28	5.33	V
	3302	-66.18	-13	-53.18	-77.76	-69.62	1.54	7.13	V
Middle	1672	-63.64	-13	-50.64	-68.27	-65.32	0.99	4.82	H
	2506	-63.85	-13	-50.85	-73.43	-65.81	1.29	5.40	H
	3340	-64.16	-13	-51.16	-76.3	-67.75	1.55	7.30	H
	1672	-69.26	-13	-56.26	-72.4	-70.94	0.99	4.82	V
	2506	-64.25	-13	-51.25	-74.6	-66.21	1.29	5.40	V
	3340	-66.12	-13	-53.12	-77.54	-69.71	1.55	7.30	V
Highest	1693	-67.13	-13	-54.13	-71.75	-68.74	1.00	4.76	H
	2536	-65.28	-13	-52.28	-74.93	-67.26	1.30	5.43	H
	3385	-65.40	-13	-52.40	-77.7	-69.18	1.57	7.49	H
	1693	-68.10	-13	-55.10	-71.88	-69.71	1.00	4.76	V
	2536	-64.04	-13	-51.04	-74.29	-66.02	1.30	5.43	V
	3385	-65.90	-13	-52.90	-77.58	-69.68	1.57	7.49	V

Remark: Spurious emissions within 30-1000MHz were found more than 20dB below limit line.



LTE Band 5 / 10MHz / QPSK / RB Size 1 Offset 0									
Channel	Frequency (MHz)	ERP (dBm)	Limit (dBm)	Over Limit (dB)	SPA Reading (dBm)	S.G. Power (dBm)	TX Cable loss (dB)	TX Antenna Gain (dBi)	Polarization (H/V)
Lowest	1651	-63.71	-13	-50.71	-68.41	-65.46	0.98	4.88	H
	2476	-63.30	-13	-50.30	-72.72	-65.19	1.28	5.33	H
	3301	-65.11	-13	-52.11	-77.59	-68.54	1.54	7.12	H
	1651	-68.37	-13	-55.37	-71.56	-70.12	0.98	4.88	V
	2476	-63.42	-13	-50.42	-74.02	-65.31	1.28	5.33	V
	3301	-66.43	-13	-53.43	-77.79	-69.86	1.54	7.12	V
Middle	1666	-67.54	-13	-54.54	-72.14	-69.24	0.99	4.84	H
	2500	-63.45	-13	-50.45	-72.95	-65.41	1.29	5.40	H
	3331	-64.44	-13	-51.44	-76.68	-68	1.55	7.26	H
	1666	-71.43	-13	-58.43	-74.55	-73.13	0.99	4.84	V
	2500	-62.90	-13	-49.90	-73.12	-64.86	1.29	5.40	V
	3331	-66.21	-13	-53.21	-77.66	-69.77	1.55	7.26	V
Highest	1688	-62.75	-13	-49.75	-67.43	-64.38	1.00	4.77	H
	2532	-64.85	-13	-51.85	-74.39	-66.82	1.30	5.43	H
	3376	-65.07	-13	-52.07	-77.25	-68.81	1.57	7.45	H
	1688	-67.26	-13	-54.26	-70.38	-68.89	1.00	4.77	V
	2532	-63.25	-13	-50.25	-73.71	-65.22	1.30	5.43	V
	3376	-66.04	-13	-53.04	-77.56	-69.78	1.57	7.45	V

Remark: Spurious emissions within 30-1000MHz were found more than 20dB below limit line.



LTE Band 7 / 5MHz / QPSK / RB Size 1 Offset 0									
Channel	Frequency (MHz)	EIRP (dBm)	Limit (dBm)	Over Limit (dB)	SPA Reading (dBm)	S.G. Power (dBm)	TX Cable loss (dB)	TX Antenna Gain (dBi)	Polarization (H/V)
Lowest	5002	-46.51	-25	-21.51	-65.59	-53.87	2.34	9.70	H
	7500	-43.18	-25	-18.18	-68.66	-52.55	2.43	11.80	H
	10002	-44.83	-25	-19.83	-74.29	-54.33	2.70	12.20	H
	12504	-39.59	-25	-14.59	-75.47	-49.19	2.81	12.40	H
	5002	-52.05	-25	-27.05	-69.77	-59.41	2.34	9.70	V
	7500	-45.25	-25	-20.25	-69.45	-54.62	2.43	11.80	V
	10002	-46.62	-25	-21.62	-73.1	-56.12	2.70	12.20	V
	12504	-46.42	-25	-21.42	-79.08	-56.02	2.81	12.40	V
Middle	5064	-49.55	-25	-24.55	-68.68	-56.88	2.37	9.70	H
	7596	-44.70	-25	-19.70	-69.87	-54.16	2.40	11.86	H
	10128	-45.15	-25	-20.15	-74.22	-54.71	2.70	12.25	H
	12660	-40.51	-25	-15.51	-77.18	-50.26	2.84	12.59	H
	5064	-52.33	-25	-27.33	-70.46	-59.66	2.37	9.70	V
	7596	-48.64	-25	-23.64	-72.55	-58.1	2.40	11.86	V
	10128	-48.50	-25	-23.50	-75.1	-58.06	2.70	12.25	V
	12660	-46.64	-25	-21.64	-79.63	-56.39	2.84	12.59	V
Highest	5132	-55.26	-25	-30.26	-74.42	-62.55	2.41	9.70	H
	7692	-45.98	-25	-20.98	-70.85	-55.53	2.37	11.92	H
	10260	-46.67	-25	-21.67	-75.98	-56.28	2.69	12.30	H
	5132	-56.93	-25	-31.93	-75.28	-64.22	2.41	9.70	V
	7692	-48.46	-25	-23.46	-72.63	-58.01	2.37	11.92	V
	10260	-50.07	-25	-25.07	-77.27	-59.68	2.69	12.30	V

Remark: Spurious emissions within 30-1000MHz were found more than 20dB below limit line.



LTE Band 7 / 10MHz / QPSK / RB Size 1 Offset 0									
Channel	Frequency (MHz)	EIRP (dBm)	Limit (dBm)	Over Limit (dB)	SPA Reading (dBm)	S.G. Power (dBm)	TX Cable loss (dB)	TX Antenna Gain (dBi)	Polarization (H/V)
Lowest	5002	-46.80	-25	-21.80	-65.98	-54.16	2.34	9.70	H
	7500	-44.75	-25	-19.75	-70.98	-54.12	2.43	11.80	H
	10002	-42.92	-25	-17.92	-71.86	-52.42	2.70	12.20	H
	12504	-37.79	-25	-12.79	-73.6	-47.39	2.81	12.40	H
	5002	-50.30	-25	-25.30	-68	-57.66	2.34	9.70	V
	7500	-40.50	-25	-15.50	-64.8	-49.87	2.43	11.80	V
	10002	-46.61	-25	-21.61	-73	-56.11	2.70	12.20	V
	12504	-46.73	-25	-21.73	-79.28	-56.33	2.81	12.40	V
Middle	5062	-47.11	-25	-22.11	-66.88	-54.44	2.37	9.70	H
	7592	-41.57	-25	-16.57	-66.36	-51.03	2.40	11.86	H
	10122	-47.16	-25	-22.16	-76.24	-56.71	2.70	12.25	H
	12648	-40.95	-25	-15.95	-77.2	-50.69	2.84	12.58	H
	5062	-51.21	-25	-26.21	-69.27	-58.54	2.37	9.70	V
	7592	-49.01	-25	-24.01	-73.17	-58.47	2.40	11.86	V
	10122	-50.49	-25	-25.49	-77.07	-60.04	2.70	12.25	V
	12648	-47.67	-25	-22.67	-80.33	-57.41	2.84	12.58	V
Highest	5122	-53.17	-25	-28.17	-72.53	-60.46	2.41	9.70	H
	7680	-46.48	-25	-21.48	-71.62	-56.02	2.37	11.91	H
	10242	-45.87	-25	-20.87	-75.13	-55.47	2.69	12.30	H
	5122	-55.13	-25	-30.13	-73.35	-62.42	2.41	9.70	V
	7680	-50.64	-25	-25.64	-74.78	-60.18	2.37	11.91	V
	10242	-50.06	-25	-25.06	-77.06	-59.66	2.69	12.30	V

Remark: Spurious emissions within 30-1000MHz were found more than 20dB below limit line.



LTE Band 7 / 15MHz / QPSK / RB Size 1 Offset 0									
Channel	Frequency (MHz)	EIRP (dBm)	Limit (dBm)	Over Limit (dB)	SPA Reading (dBm)	S.G. Power (dBm)	TX Cable loss (dB)	TX Antenna Gain (dBi)	Polarization (H/V)
Lowest	5002	-49.05	-25	-24.05	-68.03	-56.41	2.34	9.70	H
	7500	-43.79	-25	-18.79	-69.18	-53.16	2.43	11.80	H
	10002	-42.19	-25	-17.19	-71.25	-51.69	2.70	12.20	H
	12504	-37.42	-25	-12.42	-73.12	-47.02	2.81	12.40	H
	5002	-53.45	-25	-28.45	-70.97	-60.81	2.34	9.70	V
	7500	-45.29	-25	-20.29	-69.66	-54.66	2.43	11.80	V
	10002	-44.11	-25	-19.11	-70.34	-53.61	2.70	12.20	V
	12504	-46.01	-25	-21.01	-78.36	-55.61	2.81	12.40	V
Middle	5053	-49.22	-25	-24.22	-68.36	-56.55	2.37	9.70	H
	7584	-48.09	-25	-23.09	-72.87	-57.54	2.40	11.85	H
	10116	-46.67	-25	-21.67	-75.62	-56.22	2.70	12.25	H
	12640	-41.28	-25	-16.28	-77.4	-51.01	2.84	12.57	H
	5053	-53.55	-25	-28.55	-71.31	-60.88	2.37	9.70	V
	7584	-48.58	-25	-23.58	-72.63	-58.03	2.40	11.85	V
	10116	-48.90	-25	-23.90	-75.52	-58.45	2.70	12.25	V
	12640	-46.94	-25	-21.94	-79.75	-56.67	2.84	12.57	V
Highest	5112	-55.85	-25	-30.85	-72.63	-63.15	2.40	9.70	H
	7668	-51.02	-25	-26.02	-68.66	-60.55	2.38	11.90	H
	10224	-50.12	-25	-25.12	-75.92	-59.71	2.69	12.29	H
	5112	-55.88	-25	-30.88	-74.03	-63.18	2.40	9.70	V
	7668	-51.52	-25	-26.52	-75.72	-61.05	2.38	11.90	V
	10224	-50.17	-25	-25.17	-77.18	-59.76	2.69	12.29	V

Remark: Spurious emissions within 30-1000MHz were found more than 20dB below limit line.



LTE Band 7 / 20MHz / QPSK / RB Size 1 Offset 0									
Channel	Frequency (MHz)	EIRP (dBm)	Limit (dBm)	Over Limit (dB)	SPA Reading (dBm)	S.G. Power (dBm)	TX Cable loss (dB)	TX Antenna Gain (dBi)	Polarization (H/V)
Lowest	5002	-46.97	-25	-21.97	-66.03	-54.33	2.34	9.70	H
	7500	-45.24	-25	-20.24	-70.45	-54.61	2.43	11.80	H
	10004	-44.07	-25	-19.07	-73.08	-53.57	2.70	12.20	H
	12504	-37.96	-25	-12.96	-73.49	-47.56	2.81	12.40	H
	5002	-51.86	-25	-26.86	-69.44	-59.22	2.34	9.70	V
	7500	-43.34	-25	-18.34	-67.67	-52.71	2.43	11.80	V
	10004	-46.08	-25	-21.08	-72.72	-55.58	2.70	12.20	V
	12504	-46.11	-25	-21.11	-78.28	-55.71	2.81	12.40	V
Middle	5052	-48.49	-25	-23.49	-67.66	-55.82	2.37	9.70	H
	7577	-47.02	-25	-22.02	-72.05	-56.46	2.40	11.85	H
	10104	-46.50	-25	-21.50	-75.45	-56.05	2.70	12.24	H
	12628	-40.20	-25	-15.20	-76.34	-49.92	2.84	12.55	H
	5052	-53.69	-25	-28.69	-71.47	-61.02	2.37	9.70	V
	7577	-45.95	-25	-20.95	-70.32	-55.39	2.40	11.85	V
	10104	-48.94	-25	-23.94	-75.64	-58.49	2.70	12.24	V
	12628	-47.36	-25	-22.36	-79.98	-57.08	2.84	12.55	V
Highest	5100	-53.71	-25	-28.71	-72.98	-61.02	2.39	9.70	H
	7654	-48.15	-25	-23.15	-72.96	-57.66	2.38	11.89	H
	10200	-44.98	-25	-19.98	-74	-54.56	2.70	12.28	H
	5100	-56.51	-25	-31.51	-74.55	-63.82	2.39	9.70	V
	7654	-50.58	-25	-25.58	-74.72	-60.09	2.38	11.89	V
	10200	-48.64	-25	-23.64	-75.65	-58.22	2.70	12.28	V

Remark: Spurious emissions within 30-1000MHz were found more than 20dB below limit line.



LTE Band 12 / 1.4MHz / QPSK / RB Size 1 Offset 0									
Channel	Frequency (MHz)	ERP (dBm)	Limit (dBm)	Over Limit (dB)	SPA Reading (dBm)	S.G. Power (dBm)	TX Cable loss (dB)	TX Antenna Gain (dBi)	Polarization (H/V)
Lowest	1402	-68.28	-13.00	-55.28	-73.54	-69.95	0.87	4.69	H
	2101	-61.67	-13.00	-48.67	-70.51	-62.56	1.17	4.20	H
	2800	-63.36	-13.00	-50.36	-74.30	-65.47	1.38	5.64	H
	1402	-70.38	-13.00	-57.38	-74.55	-72.05	0.87	4.69	V
	2101	-61.73	-13.00	-48.73	-70.83	-62.62	1.17	4.20	V
	2800	-64.69	-13.00	-51.69	-76.16	-66.80	1.38	5.64	V
Middle	1417	-68.07	-13.00	-55.07	-73.49	-69.83	0.88	4.79	H
	2125	-64.42	-13.00	-51.42	-73.41	-65.37	1.17	4.28	H
	2830	-65.63	-13.00	-52.63	-76.78	-67.75	1.39	5.66	H
	1417	-70.52	-13.00	-57.52	-74.82	-72.28	0.88	4.79	V
	2125	-64.79	-13.00	-51.79	-74.28	-65.74	1.17	4.28	V
	2830	-65.39	-13.00	-52.39	-77.05	-67.51	1.39	5.66	V
Highest	1432	-64.45	-13.00	-51.45	-69.69	-66.30	0.88	4.88	H
	2149	-65.42	-13.00	-52.42	-74.55	-66.44	1.18	4.35	H
	2863	-65.56	-13.00	-52.56	-76.72	-67.70	1.40	5.69	H
	1432	-66.36	-13.00	-53.36	-74.13	-68.21	0.88	4.88	V
	2149	-65.17	-13.00	-52.17	-75.29	-66.19	1.18	4.35	V
	2863	-64.92	-13.00	-51.92	-76.50	-67.06	1.40	5.69	V

Remark: Spurious emissions within 30-1000MHz were found more than 20dB below limit line.



LTE Band 12 / 3MHz / QPSK / RB Size 1 Offset 0									
Channel	Frequency (MHz)	ERP (dBm)	Limit (dBm)	Over Limit (dB)	SPA Reading (dBm)	S.G. Power (dBm)	TX Cable loss (dB)	TX Antenna Gain (dBi)	Polarization (H/V)
Lowest	1398	-65.87	-13.00	-52.87	-70.52	-67.52	0.87	4.67	H
	2097	-59.08	-13.00	-46.08	-67.38	-59.96	1.16	4.19	H
	2796	-61.37	-13.00	-48.37	-71.83	-63.47	1.38	5.64	H
	1398	-69.97	-13.00	-56.97	-73.90	-71.62	0.87	4.67	V
	2097	-59.61	-13.00	-46.61	-68.19	-60.49	1.16	4.19	V
	2796	-64.37	-13.00	-51.37	-75.10	-66.47	1.38	5.64	V
Middle	1412	-65.90	-13.00	-52.90	-70.86	-67.63	0.87	4.75	H
	2118	-63.96	-13.00	-50.96	-71.98	-64.89	1.17	4.25	H
	2824	-65.06	-13.00	-52.06	-75.53	-67.18	1.39	5.66	H
	1412	-70.13	-13.00	-57.13	-74.17	-71.86	0.87	4.75	V
	2118	-64.28	-13.00	-51.28	-73.63	-65.21	1.17	4.25	V
	2824	-65.70	-13.00	-52.70	-76.50	-67.82	1.39	5.66	V
Highest	1424	-62.72	-13.00	-49.72	-67.47	-64.52	0.88	4.83	H
	2144	-60.42	-13.00	-47.42	-68.73	-61.42	1.18	4.33	H
	2856	-63.14	-13.00	-50.14	-73.89	-65.27	1.40	5.68	H
	1424	-69.72	-13.00	-56.72	-73.14	-71.52	0.88	4.83	V
	2144	-61.97	-13.00	-48.97	-70.79	-62.97	1.18	4.33	V
	2856	-63.39	-13.00	-50.39	-74.09	-65.52	1.40	5.68	V

Remark: Spurious emissions within 30-1000MHz were found more than 20dB below limit line.



LTE Band 12 / 5MHz / QPSK / RB Size 1 Offset 0									
Channel	Frequency (MHz)	ERP (dBm)	Limit (dBm)	Over Limit (dB)	SPA Reading (dBm)	S.G. Power (dBm)	TX Cable loss (dB)	TX Antenna Gain (dBi)	Polarization (H/V)
Lowest	1400	-67.55	-13.00	-54.55	-72.27	-69.21	0.87	4.68	H
	2096	-56.18	-13.00	-43.18	-65.30	-57.05	1.16	4.19	H
	2800	-62.18	-13.00	-49.18	-72.29	-64.29	1.38	5.64	H
	1400	-69.92	-13.00	-56.92	-73.81	-71.58	0.87	4.68	V
	2096	-58.84	-13.00	-45.84	-67.58	-59.71	1.16	4.19	V
	2800	-64.22	-13.00	-51.22	-75.23	-66.33	1.38	5.64	V
Middle	1408	-63.87	-13.00	-50.87	-68.97	-65.58	0.87	4.73	H
	2120	-62.65	-13.00	-49.65	-70.90	-63.59	1.17	4.26	H
	2820	-66.14	-13.00	-53.14	-76.30	-68.25	1.39	5.66	H
	1408	-69.98	-13.00	-56.98	-73.78	-71.69	0.87	4.73	V
	2120	-64.13	-13.00	-51.13	-72.99	-65.07	1.17	4.26	V
	2820	-64.97	-13.00	-51.97	-75.98	-67.08	1.39	5.66	V
Highest	1424	-66.16	-13.00	-53.16	-70.94	-67.96	0.88	4.83	H
	2136	-57.23	-13.00	-44.23	-65.77	-58.21	1.18	4.31	H
	2848	-62.96	-13.00	-49.96	-73.63	-65.09	1.40	5.68	H
	1424	-69.78	-13.00	-56.78	-73.56	-71.58	0.88	4.83	V
	2136	-58.93	-13.00	-45.93	-68.23	-59.91	1.18	4.31	V
	2848	-63.34	-13.00	-50.34	-74.10	-65.47	1.40	5.68	V

Remark: Spurious emissions within 30-1000MHz were found more than 20dB below limit line.



LTE Band 12 / 10MHz / QPSK / RB Size 1 Offset 0									
Channel	Frequency (MHz)	ERP (dBm)	Limit (dBm)	Over Limit (dB)	SPA Reading (dBm)	S.G. Power (dBm)	TX Cable loss (dB)	TX Antenna Gain (dBi)	Polarization (H/V)
Lowest	1400	-66.16	-13.00	-53.16	-70.97	-67.82	0.87	4.68	H
	2096	-57.25	-13.00	-44.25	-66.31	-58.12	1.16	4.19	H
	2800	-61.98	-13.00	-48.98	-72.00	-64.09	1.38	5.64	H
	1400	-69.77	-13.00	-56.77	-73.50	-71.43	0.87	4.68	V
	2096	-58.06	-13.00	-45.06	-66.75	-58.93	1.16	4.19	V
	2800	-63.47	-13.00	-50.47	-74.15	-65.58	1.38	5.64	V
Middle	1408	-61.70	-13.00	-48.70	-66.57	-63.41	0.87	4.73	H
	2112	-60.00	-13.00	-47.00	-67.90	-60.92	1.17	4.24	H
	2816	-64.07	-13.00	-51.07	-74.66	-66.18	1.39	5.65	H
	1408	-68.41	-13.00	-55.41	-72.38	-70.12	0.87	4.73	V
	2112	-61.56	-13.00	-48.56	-70.26	-62.48	1.17	4.24	V
	2816	-64.31	-13.00	-51.31	-75.22	-66.42	1.39	5.65	V
Highest	1416	-65.54	-13.00	-52.54	-70.55	-67.29	0.87	4.78	H
	2120	-63.31	-13.00	-50.31	-71.87	-64.25	1.17	4.26	H
	2824	-65.73	-13.00	-52.73	-75.77	-67.85	1.39	5.66	H
	1416	-70.61	-13.00	-57.61	-74.20	-72.36	0.87	4.78	V
	2120	-62.64	-13.00	-49.64	-72.02	-63.58	1.17	4.26	V
	2824	-65.24	-13.00	-52.24	-76.42	-67.36	1.39	5.66	V

Remark: Spurious emissions within 30-1000MHz were found more than 20dB below limit line.



LTE Band 13 / 5MHz / QPSK / RB Size 1 Offset 0									
Channel	Frequency (MHz)	ERP (dBm)	Limit (dBm)	Over Limit (dB)	SPA Reading (dBm)	S.G. Power (dBm)	TX Cable loss (dB)	TX Antenna Gain (dBi)	Polarization (H/V)
Lowest	1564	-64.02	-42.15	-21.87	-69.29	-66.05	0.94	5.12	H
	2341	-67.20	-13	-54.20	-76.12	-68.73	1.24	4.92	H
	3127	-65.44	-13	-52.44	-78.15	-68.16	1.49	6.36	H
	1564	-68.23	-42.15	-26.08	-72.03	-70.26	0.94	5.12	V
	2341	-65.38	-13	-52.38	-76.54	-66.91	1.24	4.92	V
	3127	-66.49	-13	-53.49	-78.32	-69.21	1.49	6.36	V
Middle	1567	-64.72	-42.15	-22.57	-69.92	-66.74	0.94	5.11	H
	2350	-67.87	-13	-54.87	-76.80	-69.43	1.24	4.95	H
	3134	-65.63	-13	-52.63	-78.46	-68.38	1.49	6.39	H
	1564	-68.85	-42.15	-26.70	-72.58	-70.88	0.94	5.12	V
	2350	-65.83	-13	-52.83	-76.95	-67.39	1.24	4.95	V
	3134	-66.51	-13	-53.51	-78.46	-69.26	1.49	6.39	V
Highest	1570	-66.05	-42.15	-23.90	-71.14	-68.06	0.94	5.10	H
	2359	-67.53	-13	-54.53	-76.31	-69.11	1.25	4.98	H
	3139	-65.65	-13	-52.65	-78.50	-68.42	1.49	6.41	H
	1570	-69.43	-42.15	-27.28	-73.21	-71.44	0.94	5.10	V
	2359	-65.53	-13	-52.53	-76.64	-67.11	1.25	4.98	V
	3139	-66.70	-13	-53.70	-78.53	-69.47	1.49	6.41	V

Remark: Spurious emissions within 30-1000MHz were found more than 20dB below limit line.

LTE Band 13 / 10MHz / QPSK / RB Size 1 Offset 0									
Channel	Frequency (MHz)	ERP (dBm)	Limit (dBm)	Over Limit (dB)	SPA Reading (dBm)	S.G. Power (dBm)	TX Cable loss (dB)	TX Antenna Gain (dBi)	Polarization (H/V)
Middle	1564	-64.49	-42.15	-22.34	-69.74	-66.52	0.94	5.12	H
	2341	-67.11	-13	-54.11	-76	-68.64	1.24	4.92	H
	3127	-65.45	-13	-52.45	-78.14	-68.17	1.49	6.36	H
	1564	-68.30	-42.15	-26.15	-72.1	-70.33	0.94	5.12	V
	2341	-65.25	-13	-52.25	-76.37	-66.78	1.24	4.92	V
	3127	-66.42	-13	-53.42	-78.3	-69.14	1.49	6.36	V

Remark: Spurious emissions within 30-1000MHz were found more than 20dB below limit line.



LTE Band 17 / 5MHz / QPSK / RB Size 1 Offset 0									
Channel	Frequency (MHz)	ERP (dBm)	Limit (dBm)	Over Limit (dB)	SPA Reading (dBm)	S.G. Power (dBm)	TX Cable loss (dB)	TX Antenna Gain (dBi)	Polarization (H/V)
Lowest	1408	-68.58	-13	-55.58	-73.90	-70.29	0.87	4.73	H
	2112	-62.35	-13	-49.35	-71.04	-63.27	1.17	4.24	H
	2816	-66.10	-13	-53.10	-76.25	-68.21	1.39	5.65	H
	1408	-69.72	-13	-56.72	-73.73	-71.43	0.87	4.73	V
	2112	-62.66	-13	-49.66	-71.31	-63.58	1.17	4.24	V
	2816	-65.92	-13	-52.92	-76.63	-68.03	1.39	5.65	V
Middle	1416	-67.57	-13	-54.57	-72.18	-69.32	0.87	4.78	H
	2122	-62.27	-13	-49.27	-70.39	-63.21	1.17	4.27	H
	2830	-65.28	-13	-52.28	-75.58	-67.40	1.39	5.66	H
	1416	-70.74	-13	-57.74	-74.14	-72.49	0.87	4.78	V
	2122	-61.63	-13	-48.63	-71.29	-62.57	1.17	4.27	V
	2830	-65.16	-13	-52.16	-75.78	-67.28	1.39	5.66	V
Highest	1422	-65.49	-13	-52.49	-70.98	-67.28	0.88	4.82	H
	2136	-57.33	-13	-44.33	-66.12	-58.31	1.18	4.31	H
	2848	-62.16	-13	-49.16	-72.49	-64.29	1.40	5.68	H
	1422	-69.85	-13	-56.85	-73.67	-71.64	0.88	4.82	V
	2136	-56.71	-13	-43.71	-66.14	-57.69	1.18	4.31	V
	2848	-62.69	-13	-49.69	-73.49	-64.82	1.40	5.68	V

Remark: Spurious emissions within 30-1000MHz were found more than 20dB below limit line.



LTE Band 17 / 10MHz / QPSK / RB Size 1 Offset 0									
Channel	Frequency (MHz)	ERP (dBm)	Limit (dBm)	Over Limit (dB)	SPA Reading (dBm)	S.G. Power (dBm)	TX Cable loss (dB)	TX Antenna Gain (dBi)	Polarization (H/V)
Lowest	1408	-63.57	-13	-50.57	-68.44	-65.28	0.87	4.73	H
	2112	-61.27	-13	-48.27	-70.13	-62.19	1.17	4.24	H
	2816	-65.18	-13	-52.18	-75.54	-67.29	1.39	5.65	H
	1408	-69.11	-13	-56.11	-72.82	-70.82	0.87	4.73	V
	2112	-61.82	-13	-48.82	-70.15	-62.74	1.17	4.24	V
	2816	-65.08	-13	-52.08	-76.06	-67.19	1.39	5.65	V
Middle	1408	-66.45	-13	-53.45	-70.79	-68.16	0.87	4.73	H
	2120	-62.27	-13	-49.27	-71.28	-63.21	1.17	4.26	H
	2820	-65.88	-13	-52.88	-76.19	-67.99	1.39	5.66	H
	1408	-69.50	-13	-56.50	-73.58	-71.21	0.87	4.73	V
	2120	-61.64	-13	-48.64	-71.31	-62.58	1.17	4.26	V
	2820	-65.43	-13	-52.43	-76.43	-67.54	1.39	5.66	V
Highest	1416	-66.46	-13	-53.46	-71.27	-68.21	0.87	4.78	H
	2118	-62.35	-13	-49.35	-70.91	-63.28	1.17	4.25	H
	2824	-66.35	-13	-53.35	-76.60	-68.47	1.39	5.66	H
	1416	-69.49	-13	-56.49	-73.54	-71.24	0.87	4.78	V
	2118	-63.28	-13	-50.28	-71.65	-64.21	1.17	4.25	V
	2824	-64.96	-13	-51.96	-76.37	-67.08	1.39	5.66	V

Remark: Spurious emissions within 30-1000MHz were found more than 20dB below limit line.