




TEST LAYOUT



Picture C-1: Field Strength Measurements (PART15B)



Picture C-2: Conducted Emissions Measurements (PART15C)



Picture C-3: Field Strength Measurements (PART15C)



Picture C-4: Radiated spurious emission (PART22/24/27)



Picture C-5: Conducted emission (PART15B)



Picture C-6: Radiated emission (PART15B)

*****END OF REPORT*****