




SETUP PHOTOS

RADIATED EMISSION BELOW 30 MHz



FACE ON




FACE OFF




RADIATED EMISSION ABOVE 30 MHz



TEMPERATURE CHAMBER ENVIRONMENT



AC MAINS LINE CONDUCTED EMISSION





END OF REPORT