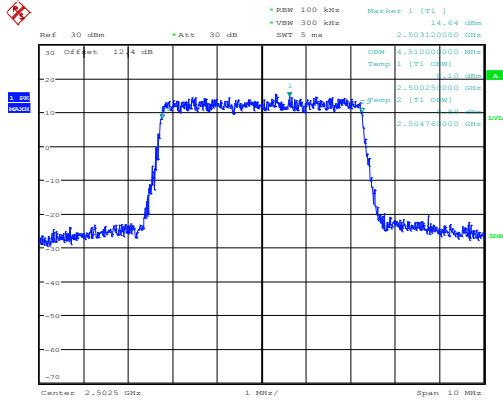




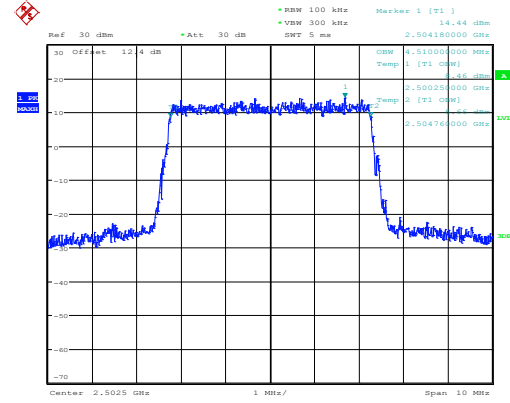
LTE Band 7

Lowest Channel / 5MHz / QPSK



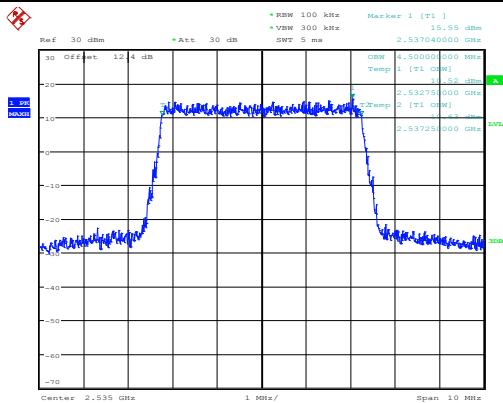
Date: 22.DEC.2014 16:20:13

Lowest Channel / 5MHz / 16QAM



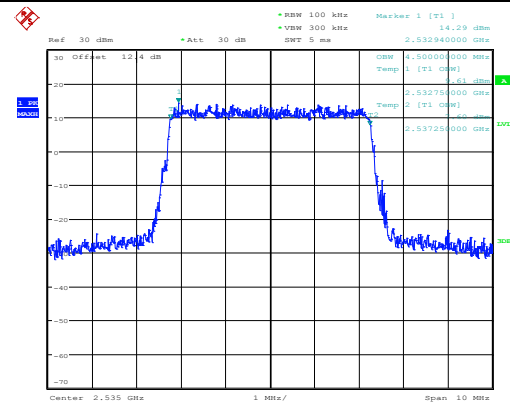
Date: 22.DEC.2014 16:20:24

Middle Channel / 5MHz / QPSK



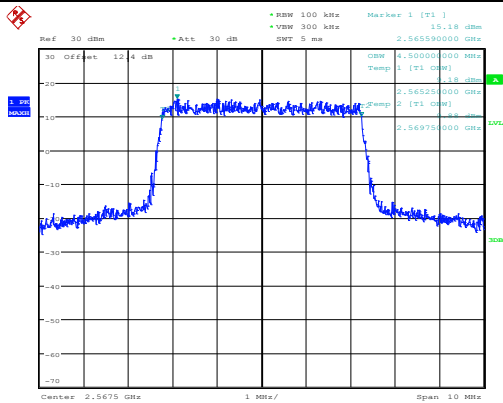
Date: 22.DEC.2014 16:27:58

Middle Channel / 5MHz / 16QAM



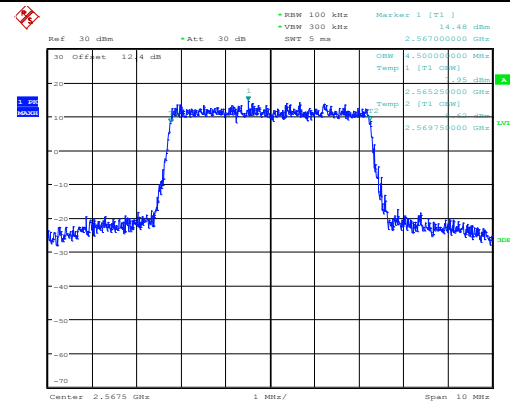
Date: 22.DEC.2014 16:28:09

Highest Channel / 5MHz / QPSK



Date: 22.DEC.2014 16:31:04

Highest Channel / 5MHz / 16QAM

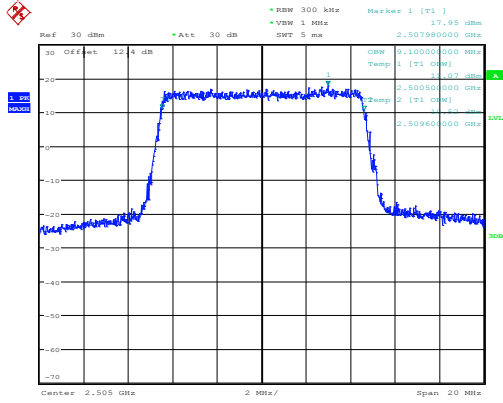


Date: 22.DEC.2014 16:31:14



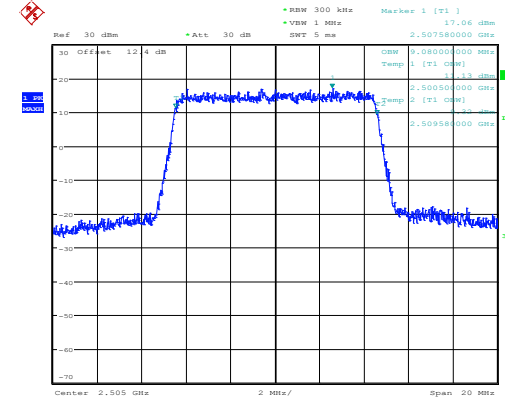
LTE Band 7

Lowest Channel / 10MHz / QPSK



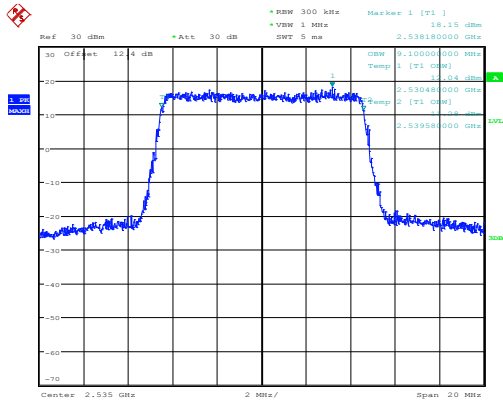
Date: 22.DEC.2014 16:38:54

Lowest Channel / 10MHz / 16QAM



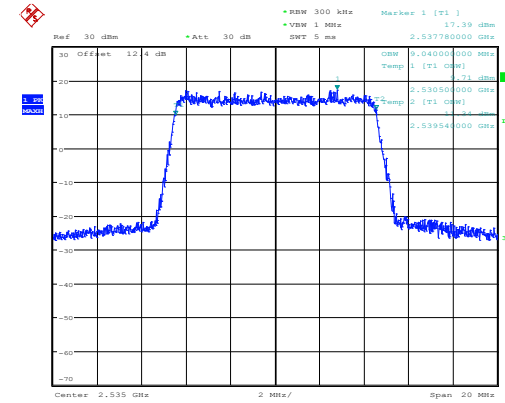
Date: 22.DEC.2014 16:39:04

Middle Channel / 10MHz / QPSK



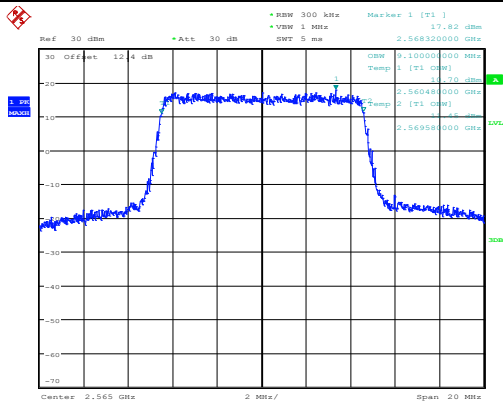
Date: 22.DEC.2014 16:46:39

Middle Channel / 10MHz / 16QAM



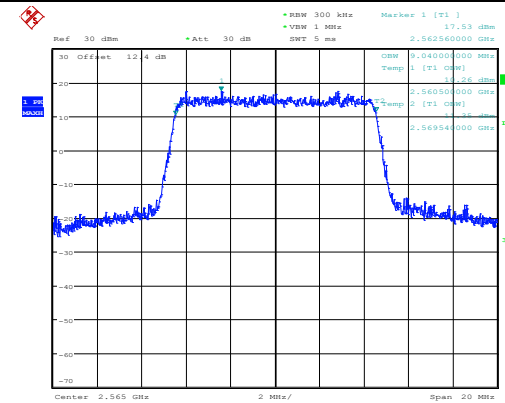
Date: 22.DEC.2014 16:46:50

Highest Channel / 10MHz / QPSK



Date: 22.DEC.2014 16:49:45

Highest Channel / 10MHz / 16QAM

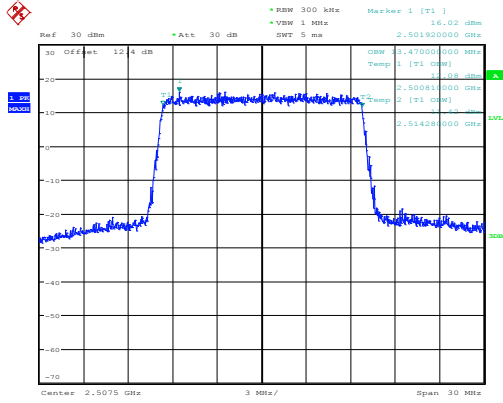


Date: 22.DEC.2014 16:49:56



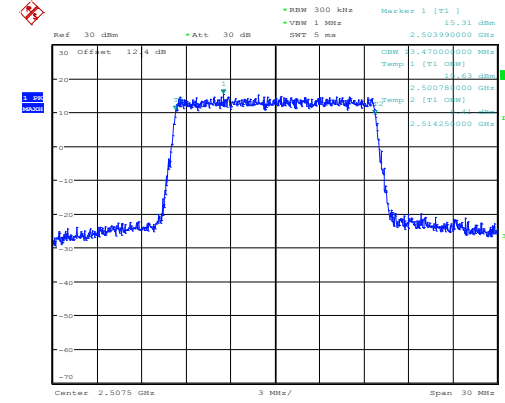
LTE Band 7

Lowest Channel / 15MHz / QPSK



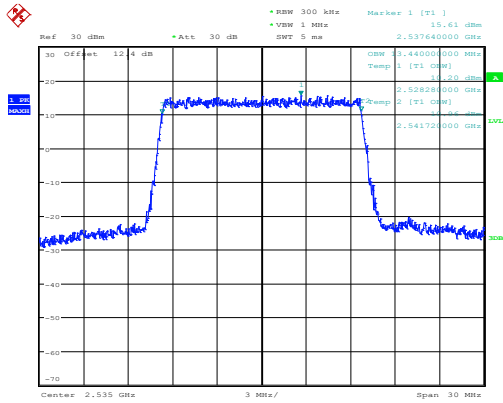
Date: 23.DEC.2014 09:21:10

Lowest Channel / 15MHz / 16QAM



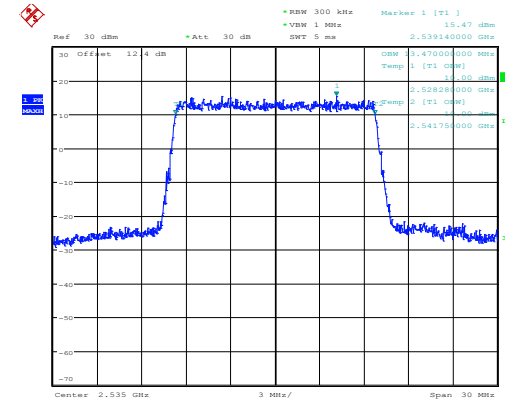
Date: 23.DEC.2014 09:21:21

Middle Channel / 15MHz / QPSK



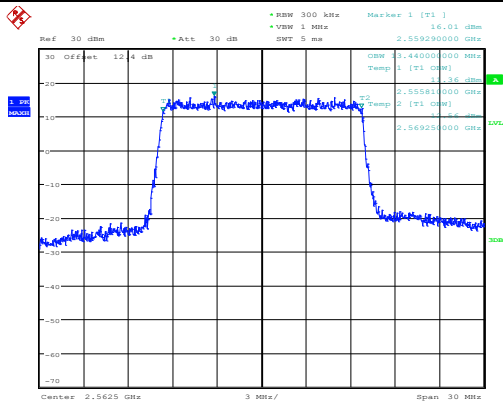
Date: 23.DEC.2014 09:28:57

Middle Channel / 15MHz / 16QAM



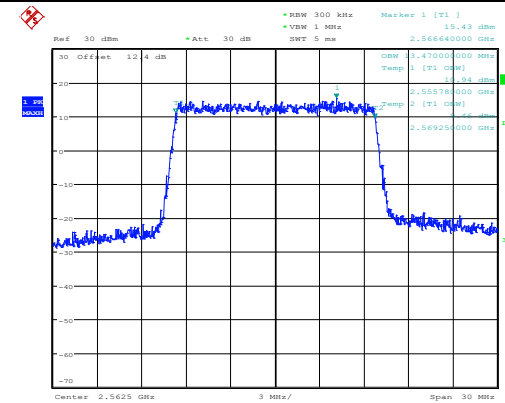
Date: 23.DEC.2014 09:29:08

Highest Channel / 15MHz / QPSK



Date: 23.DEC.2014 09:32:04

Highest Channel / 15MHz / 16QAM

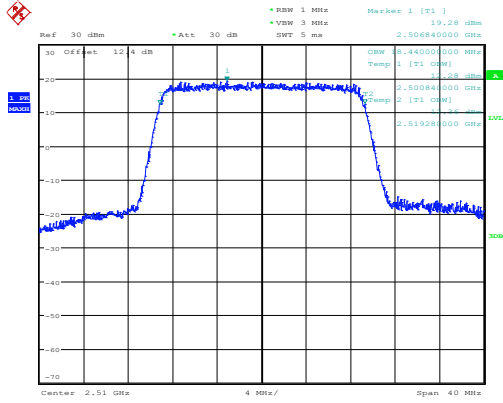


Date: 23.DEC.2014 09:32:14



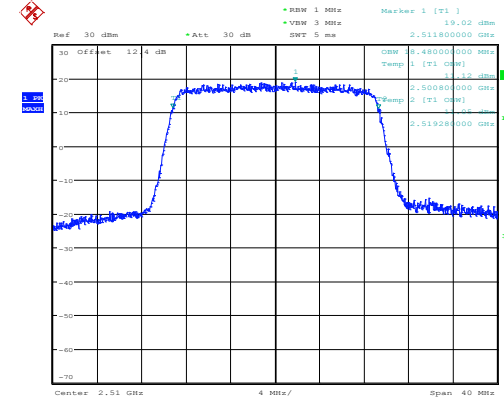
LTE Band 7

Lowest Channel / 20MHz / QPSK



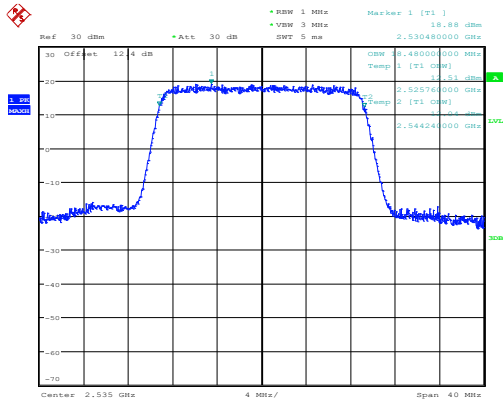
Date: 23.DEC.2014 09:39:54

Lowest Channel / 20MHz / 16QAM



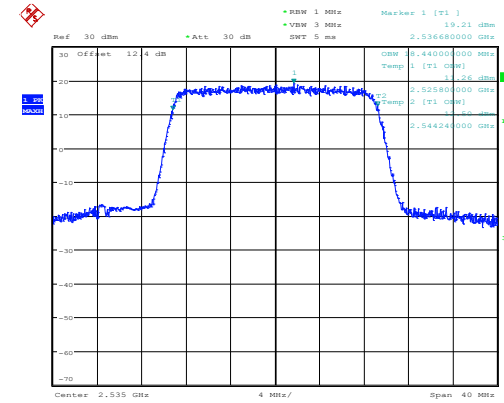
Date: 23.DEC.2014 09:40:05

Middle Channel / 20MHz / QPSK



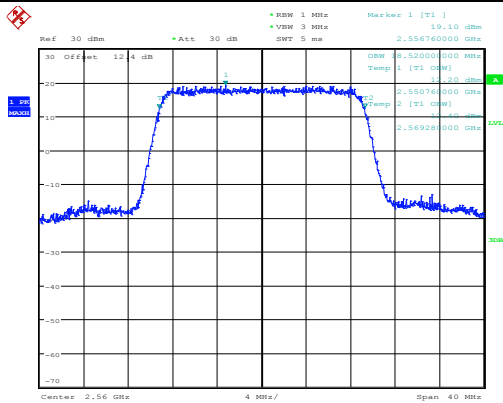
Date: 23.DEC.2014 09:47:40

Middle Channel / 20MHz / 16QAM



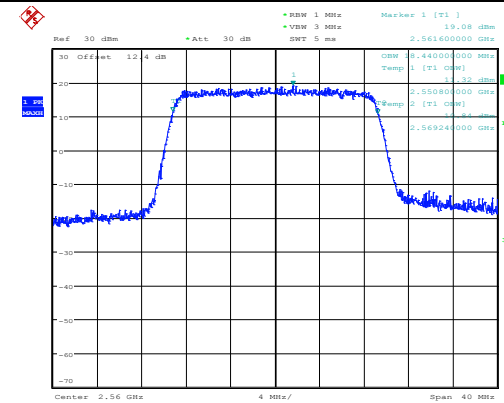
Date: 23.DEC.2014 09:47:51

Highest Channel / 20MHz / QPSK



Date: 23.DEC.2014 09:50:48

Highest Channel / 20MHz / 16QAM



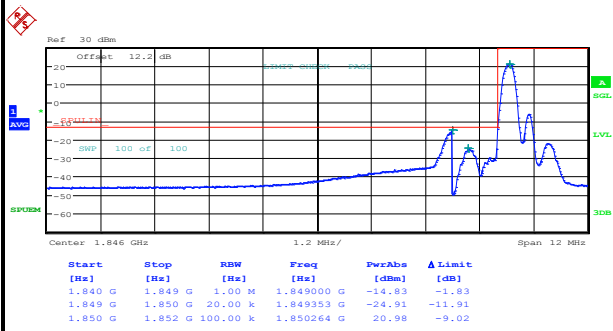
Date: 23.DEC.2014 09:50:59



# Conducted Band Edge

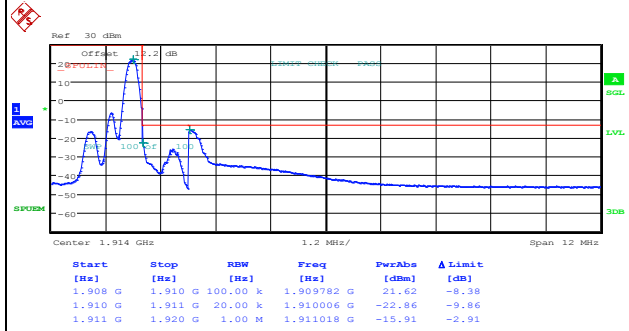
## LTE Band 2 / 1.4MHz / QPSK

### Lowest Band Edge / 1RB



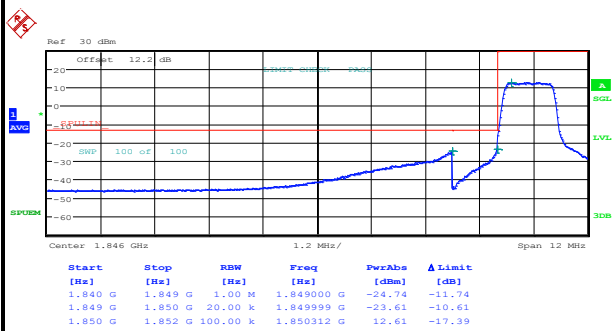
Date: 22.DEC.2014 15:52:25

### Highest Band Edge / 1RB



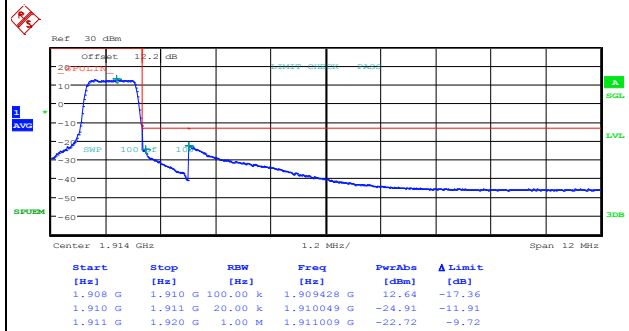
Date: 22.DEC.2014 16:03:41

### Lowest Band Edge / Full RB



Date: 22.DEC.2014 15:54:44

### Highest Band Edge / Full RB

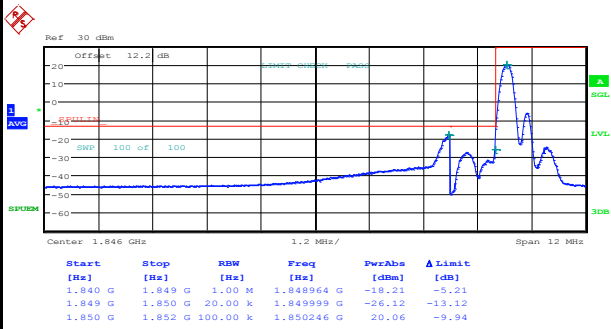


Date: 22.DEC.2014 16:06:00



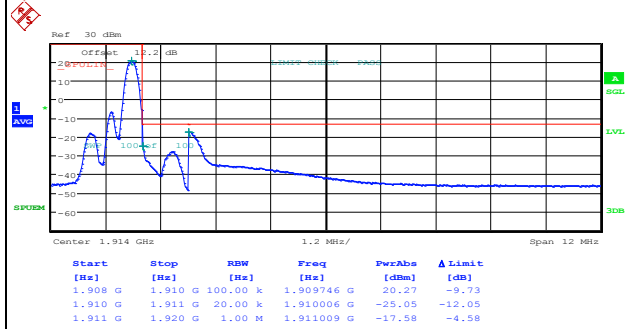
LTE Band 2 / 1.4MHz / 16QAM

Lowest Band Edge / 1 RB



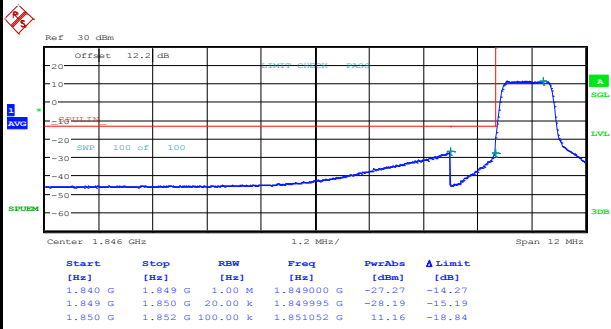
Date: 22.DEC.2014 15:53:34

Highest Band Edge / 1 RB



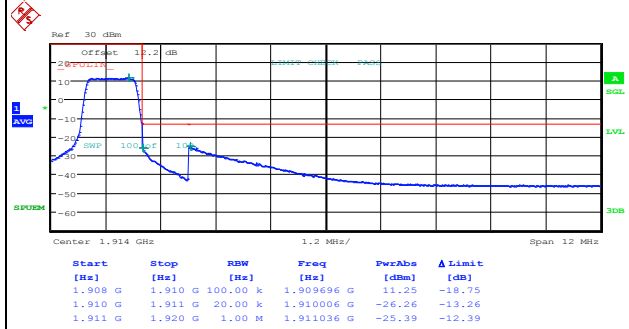
Date: 22.DEC.2014 16:04:51

Lowest Band Edge / Full RB



Date: 22.DEC.2014 15:55:54

Highest Band Edge / Full RB

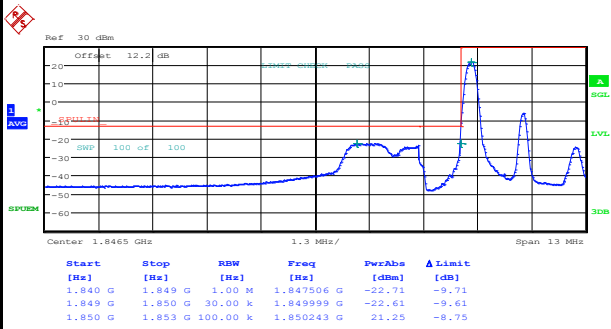


Date: 22.DEC.2014 16:07:10



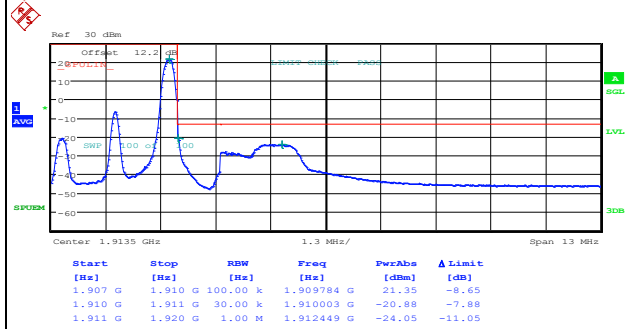
LTE Band 2 / 3MHz / QPSK

Lowest Band Edge / 1RB



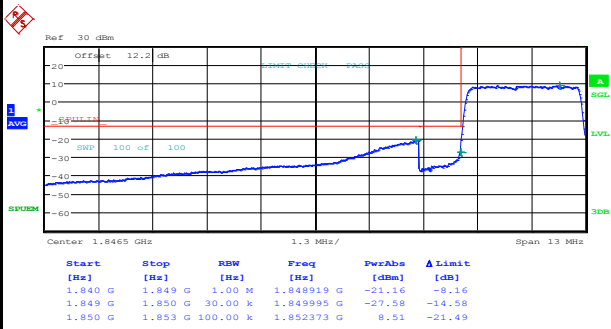
Date: 22.DEC.2014 13:46:56

Highest Band Edge / 1 RB



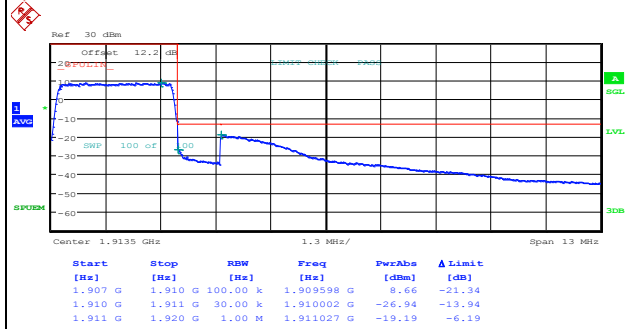
Date: 22.DEC.2014 13:57:48

Lowest Band Edge / Full RB



Date: 22.DEC.2014 13:49:16

Highest Band Edge / Full RB

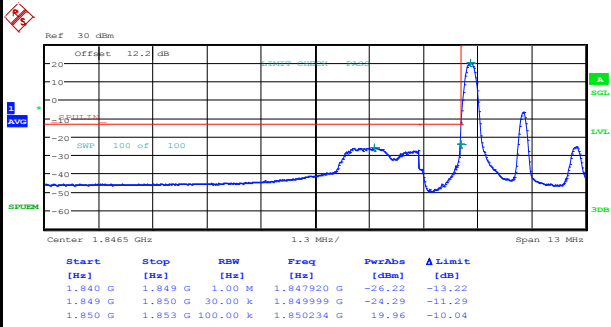


Date: 22.DEC.2014 14:00:07



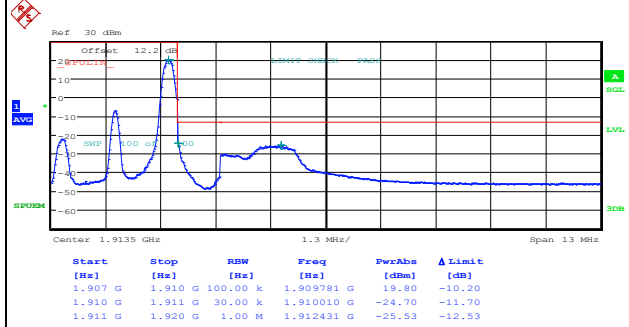
LTE Band 2 / 3MHz / 16QAM

Lowest Band Edge / 1 RB



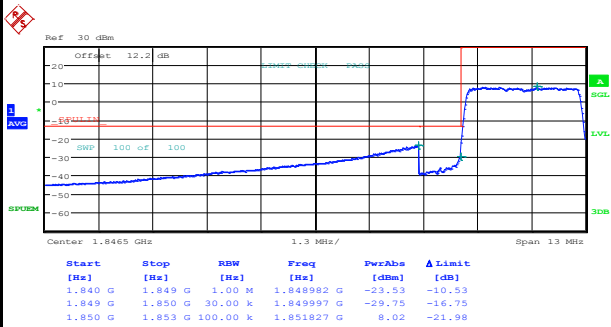
Date: 22.DEC.2014 13:48:06

Highest Band Edge / 1 RB



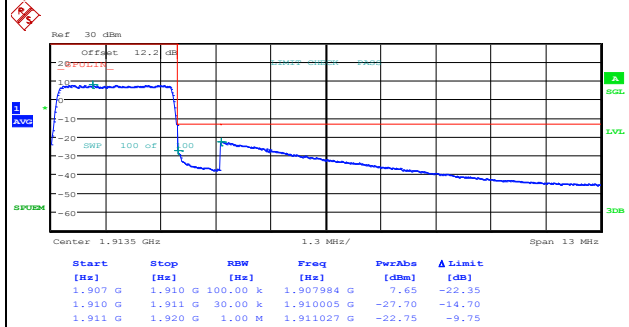
Date: 22.DEC.2014 13:58:58

Lowest Band Edge / Full RB



Date: 22.DEC.2014 13:50:26

Highest Band Edge / Full RB



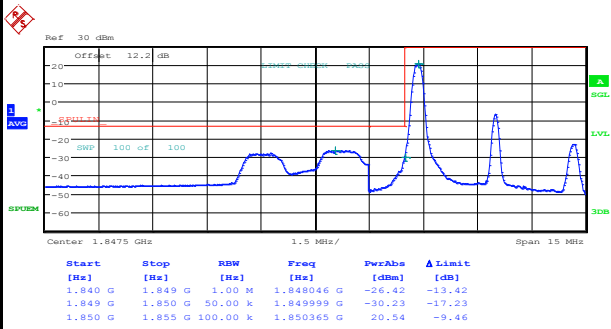
Date: 22.DEC.2014 14:01:17





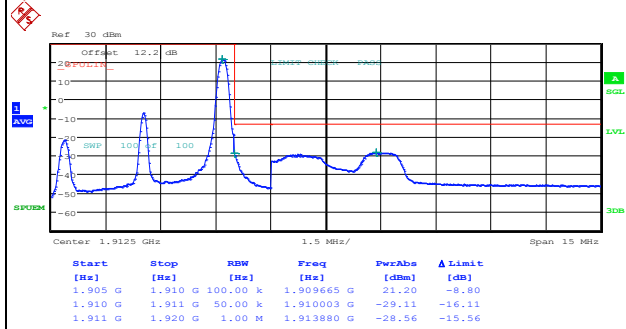
LTE Band 2 / 5MHz / QPSK

Lowest Band Edge / 1 RB



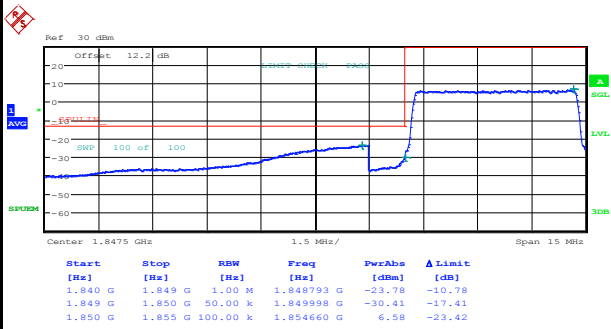
Date: 22.DEC.2014 14:05:38

Highest Band Edge / 1 RB



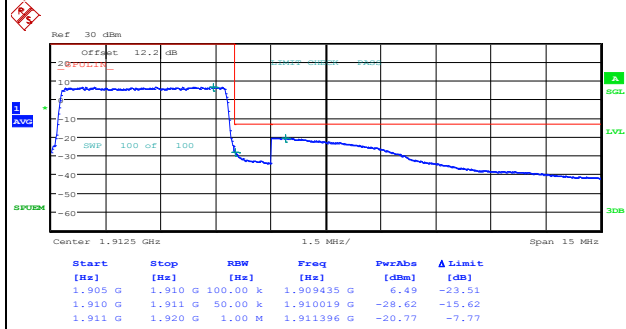
Date: 22.DEC.2014 14:16:52

Lowest Band Edge / Full RB



Date: 22.DEC.2014 14:07:57

Highest Band Edge / Full RB

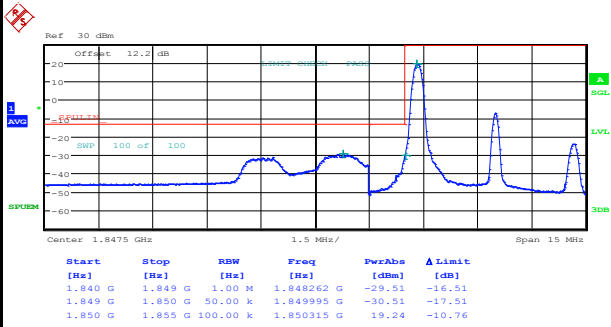


Date: 22.DEC.2014 14:19:12



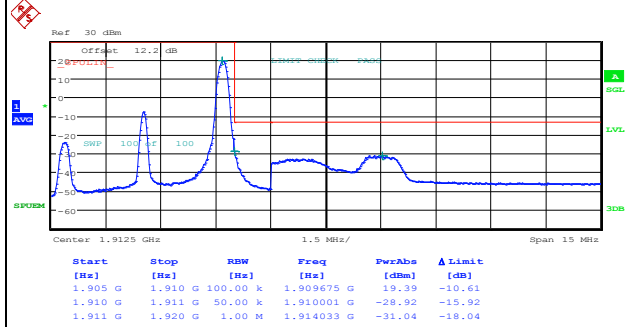
LTE Band 2 / 5MHz / 16QAM

Lowest Band Edge / 1RB



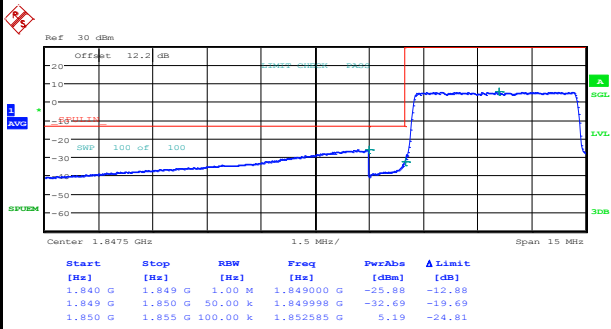
Date: 22.DEC.2014 14:06:47

Highest Band Edge / 1 RB



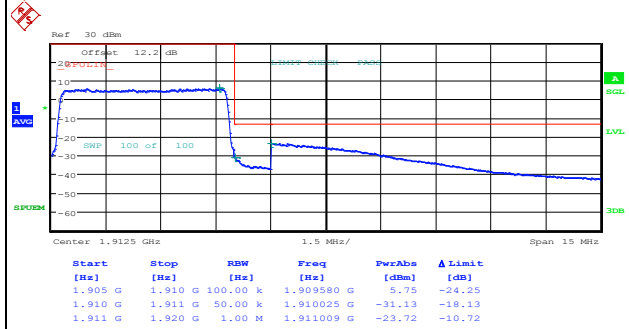
Date: 22.DEC.2014 14:18:03

Lowest Band Edge / Full RB



Date: 22.DEC.2014 14:09:07

Highest Band Edge / Full RB

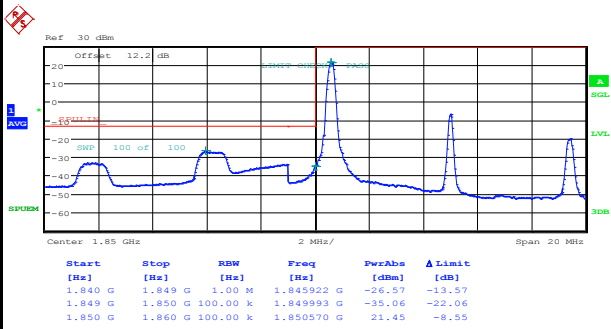


Date: 22.DEC.2014 14:20:23



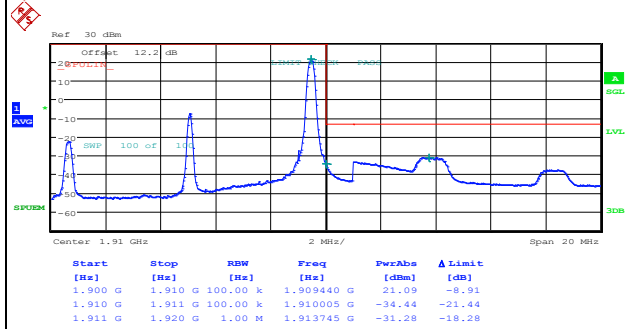
LTE Band 2 / 10MHz / QPSK

Lowest Band Edge / 1 RB



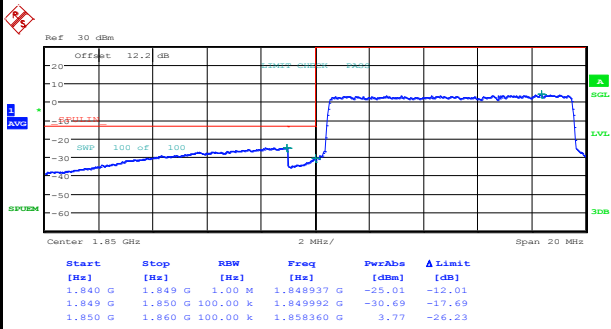
Date: 22.DEC.2014 14:24:44

Highest Band Edge / 1 RB



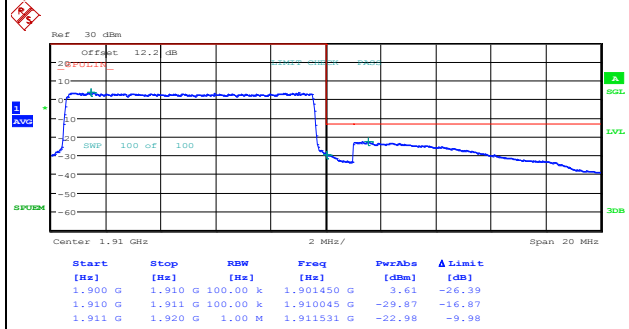
Date: 22.DEC.2014 14:35:36

Lowest Band Edge / Full RB



Date: 22.DEC.2014 14:27:04

Highest Band Edge / Full RB

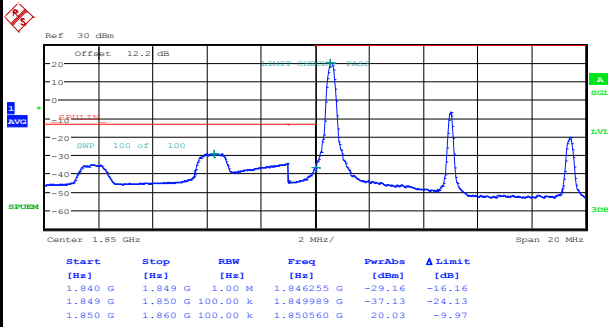


Date: 22.DEC.2014 14:37:55



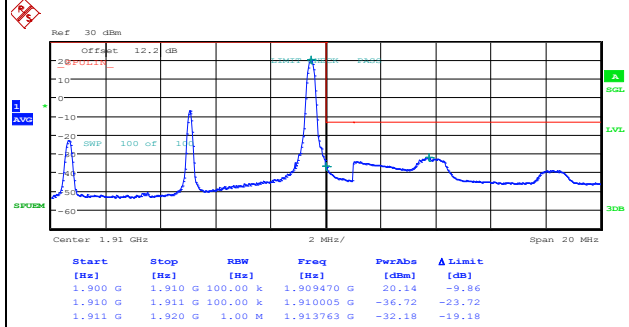
LTE Band 2 / 10MHz / 16QAM

Lowest Band Edge / 1 RB



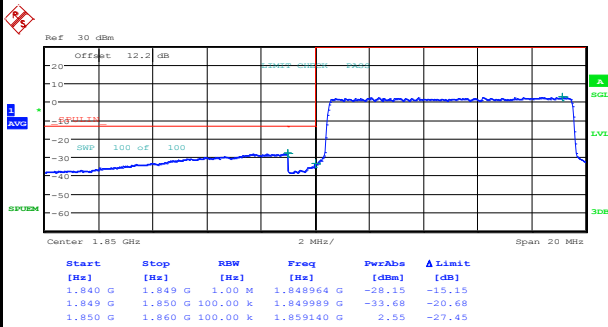
Date: 22.DEC.2014 14:25:54

Highest Band Edge / 1 RB



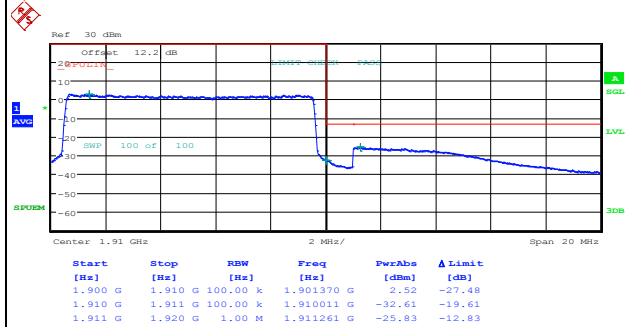
Date: 22.DEC.2014 14:36:46

Lowest Band Edge / Full RB



Date: 22.DEC.2014 14:28:13

Highest Band Edge / Full RB

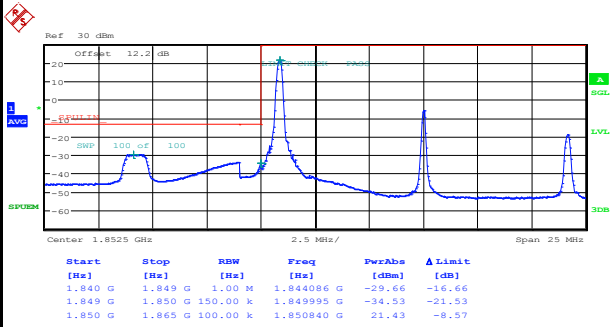


Date: 22.DEC.2014 14:39:05



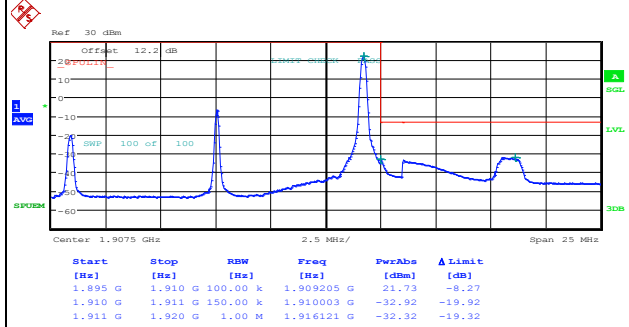
LTE Band 2 / 15MHz / QPSK

Lowest Band Edge / 1 RB



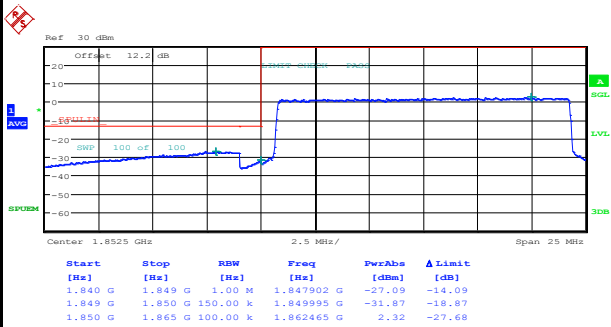
Date: 22.DEC.2014 14:43:25

Highest Band Edge / 1 RB



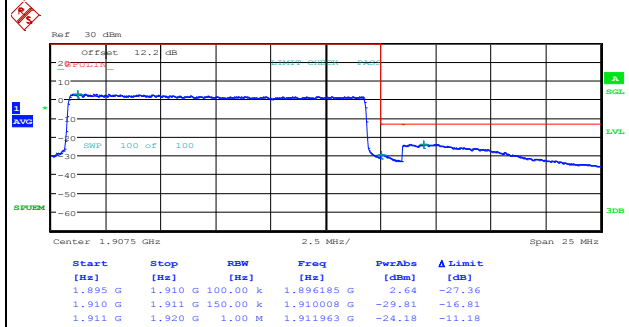
Date: 22.DEC.2014 14:54:16

Lowest Band Edge / Full RB



Date: 22.DEC.2014 14:45:44

Highest Band Edge / Full RB

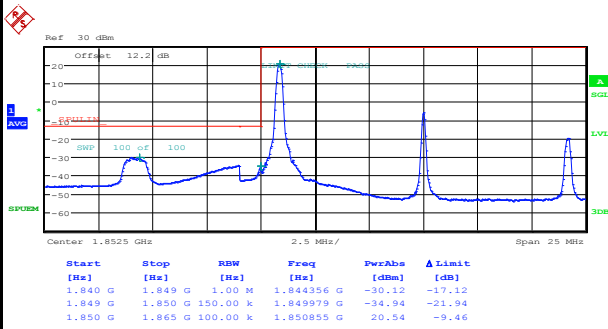


Date: 22.DEC.2014 14:56:35



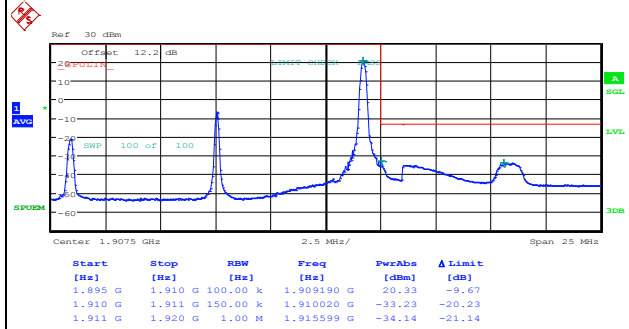
LTE Band 2 / 15MHz / 16QAM

Lowest Band Edge / 1 RB



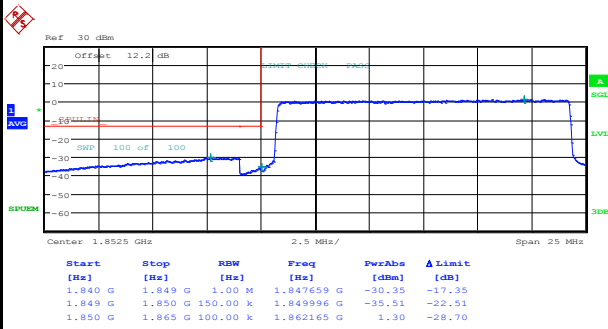
Date: 22.DEC.2014 14:44:34

Highest Band Edge / 1 RB



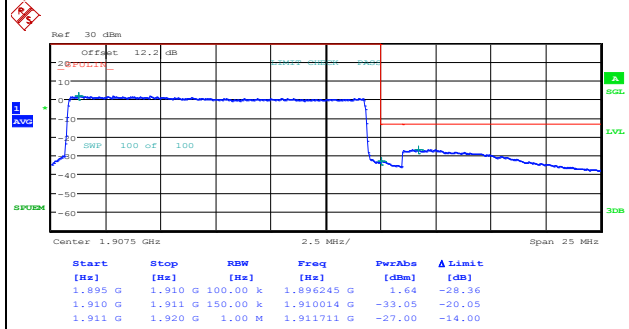
Date: 22.DEC.2014 14:55:25

Lowest Band Edge / Full RB



Date: 22.DEC.2014 14:46:54

Highest Band Edge / Full RB

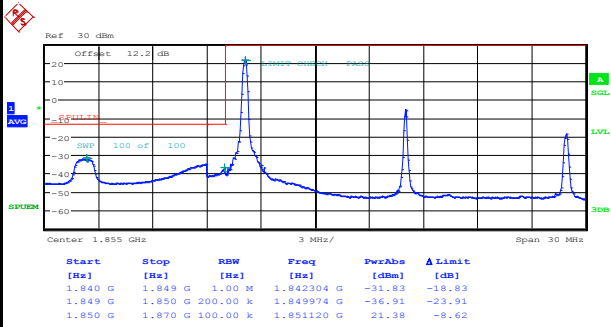


Date: 22.DEC.2014 14:57:44



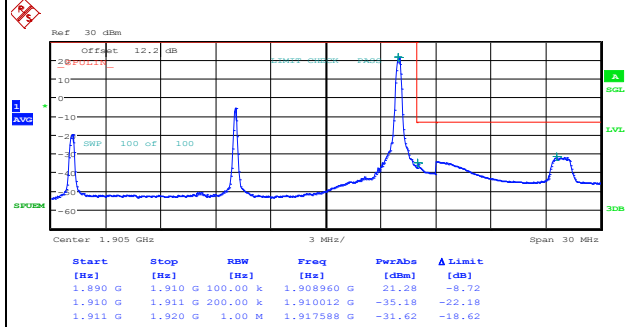
LTE Band 2 / 20MHz / QPSK

Lowest Band Edge / 1 RB



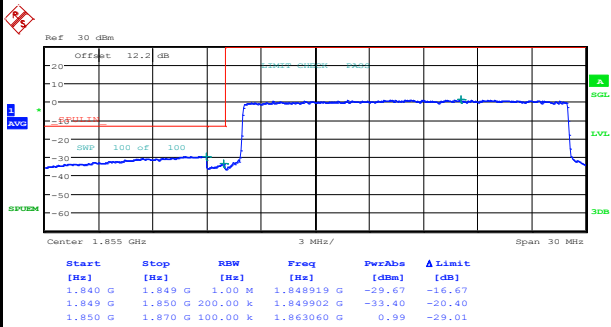
Date: 22.DEC.2014 15:02:04

Highest Band Edge / 1 RB



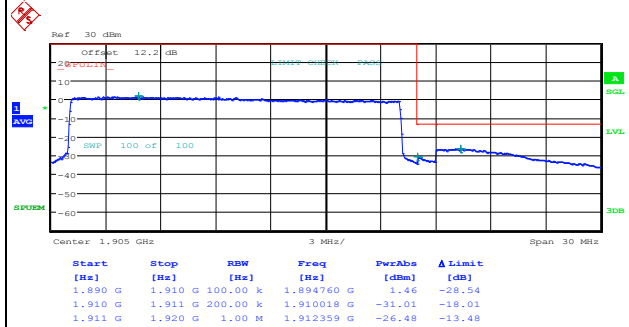
Date: 22.DEC.2014 15:12:54

Lowest Band Edge / Full RB



Date: 22.DEC.2014 15:04:23

Highest Band Edge / Full RB

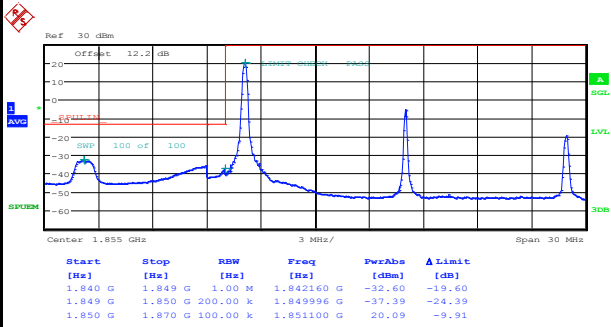


Date: 22.DEC.2014 15:15:13



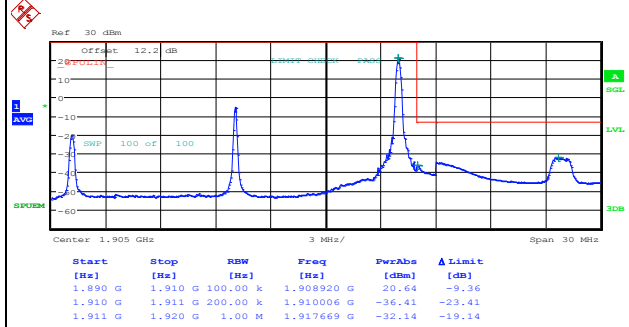
LTE Band 2 / 20MHz / 16QAM

Lowest Band Edge / 1 RB



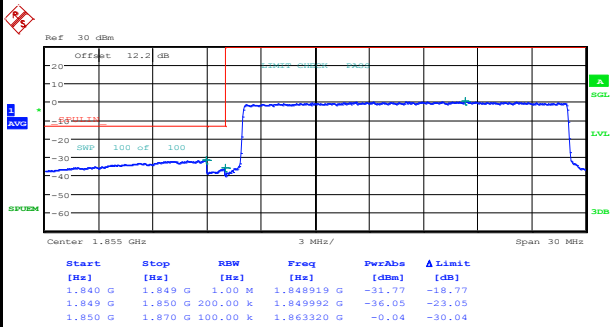
Date: 22.DEC.2014 15:03:13

Highest Band Edge / 1 RB



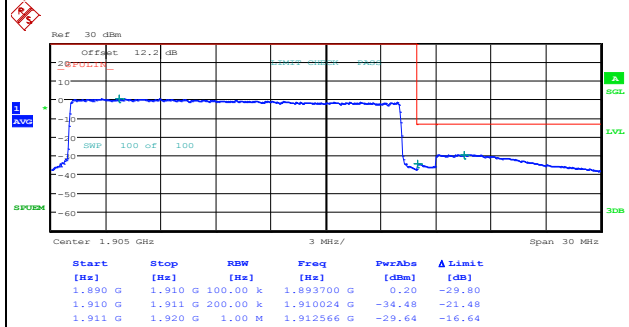
Date: 22.DEC.2014 15:14:03

Lowest Band Edge / Full RB



Date: 22.DEC.2014 15:05:33

Highest Band Edge / Full RB



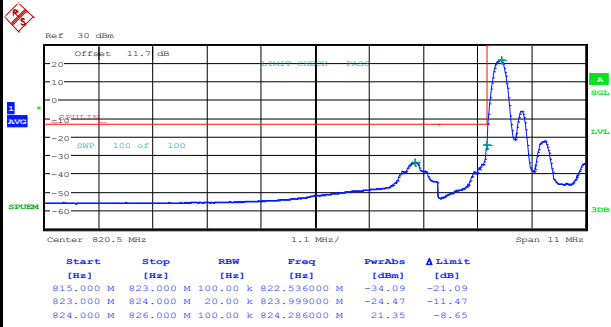
Date: 22.DEC.2014 15:16:22





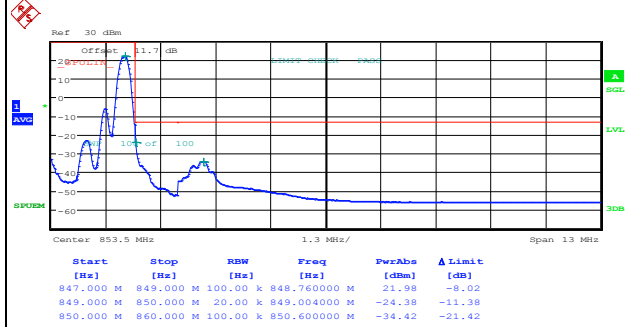
LTE Band 5 / 1.4MHz / QPSK

Lowest Band Edge / 1RB



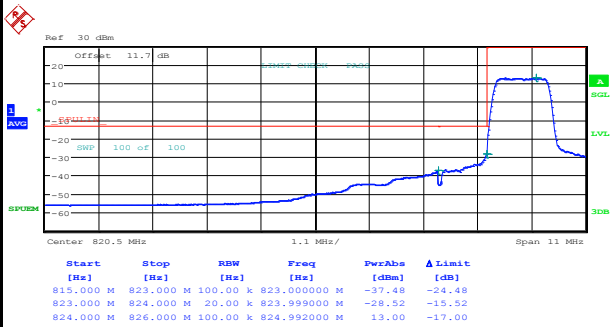
Date: 22.DEC.2014 12:18:12

Highest Band Edge / 1RB



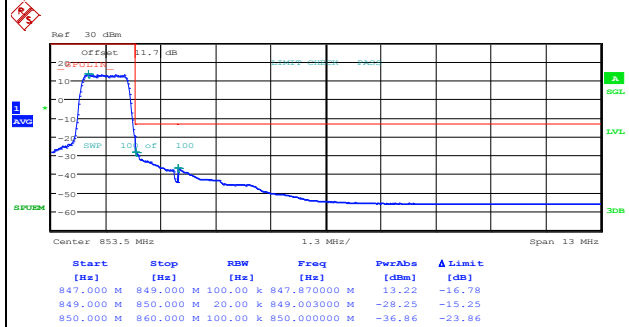
Date: 22.DEC.2014 12:31:59

Lowest Band Edge / Full RB



Date: 22.DEC.2014 12:20:33

Highest Band Edge / Full RB

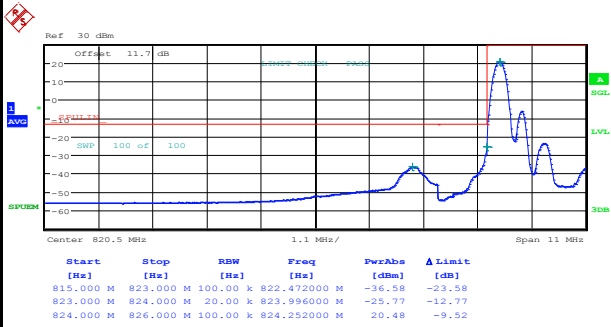


Date: 22.DEC.2014 12:29:06



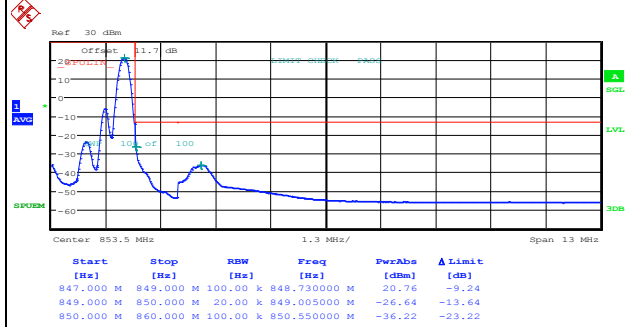
LTE Band 5 / 1.4MHz / 16QAM

Lowest Band Edge / 1 RB



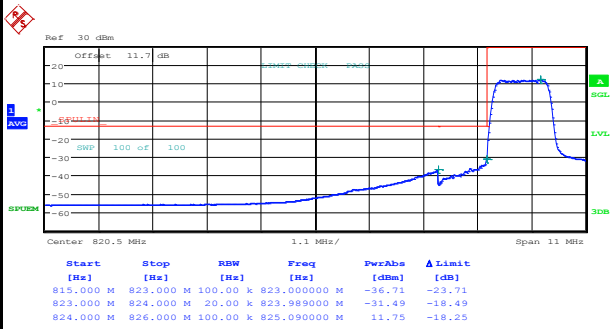
Date: 22.DEC.2014 12:19:21

Highest Band Edge / 1 RB



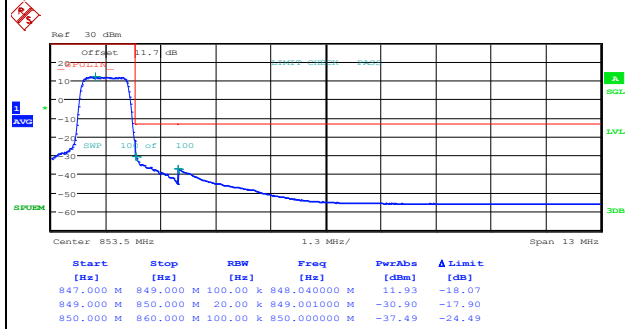
Date: 22.DEC.2014 12:33:09

Lowest Band Edge / Full RB



Date: 22.DEC.2014 12:21:42

Highest Band Edge / Full RB

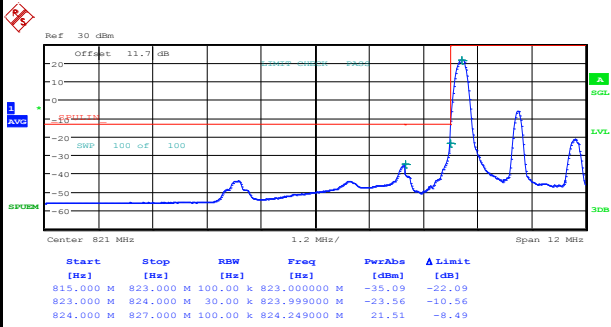


Date: 22.DEC.2014 12:30:47



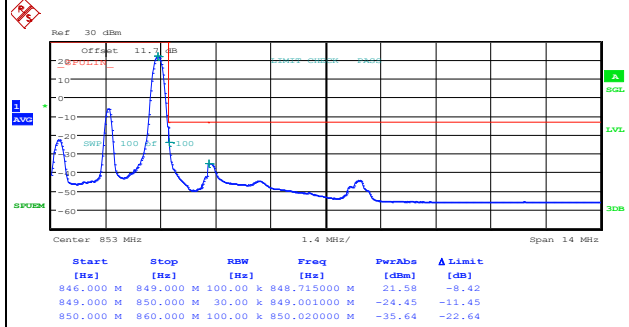
LTE Band 5 / 3MHz / QPSK

Lowest Band Edge / 1RB



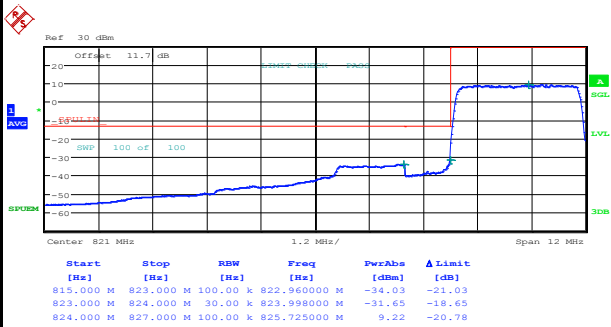
Date: 22.DEC.2014 11:21:58

Highest Band Edge / 1 RB



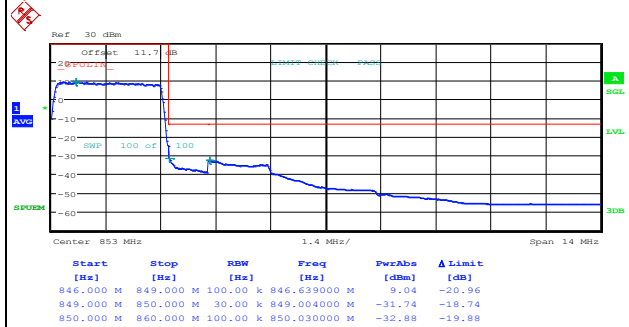
Date: 22.DEC.2014 11:32:51

Lowest Band Edge / Full RB



Date: 22.DEC.2014 11:24:17

Highest Band Edge / Full RB

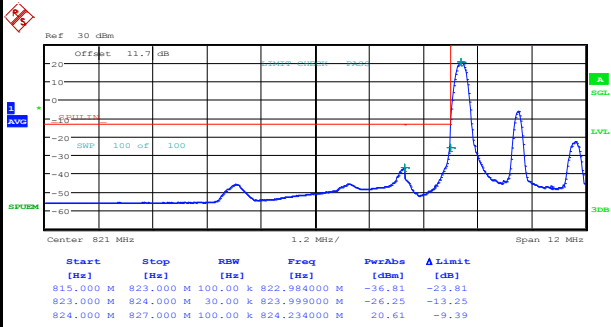


Date: 22.DEC.2014 11:35:11



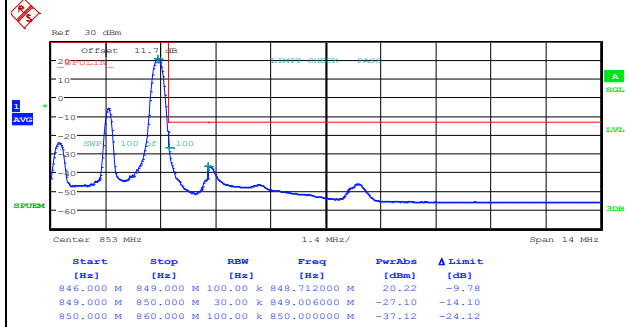
LTE Band 5 / 3MHz / 16QAM

Lowest Band Edge / 1 RB



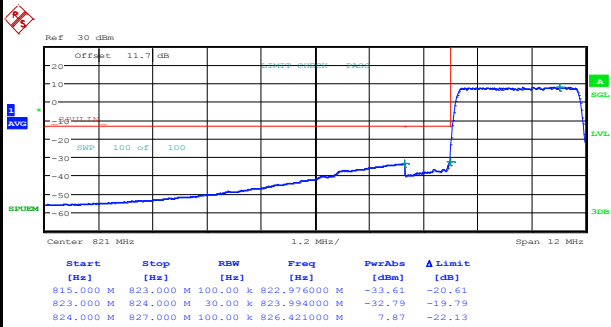
Date: 22.DEC.2014 11:23:07

Highest Band Edge / 1 RB



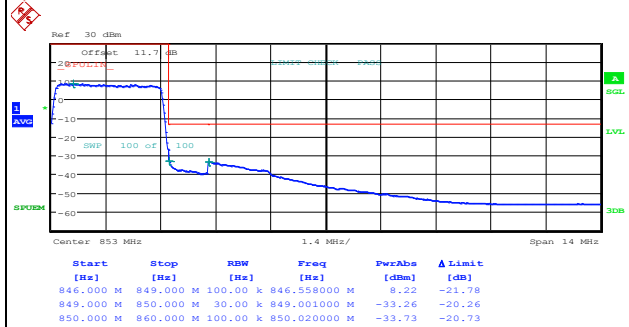
Date: 22.DEC.2014 11:34:00

Lowest Band Edge / Full RB



Date: 22.DEC.2014 11:25:27

Highest Band Edge / Full RB

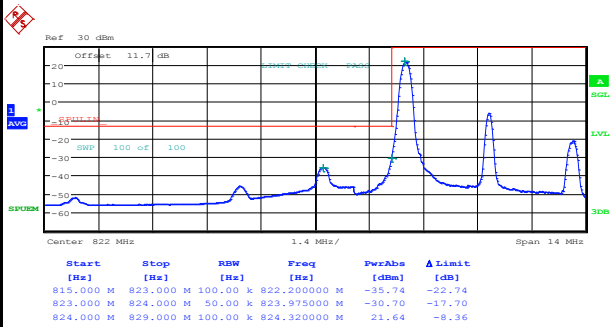


Date: 22.DEC.2014 11:36:20



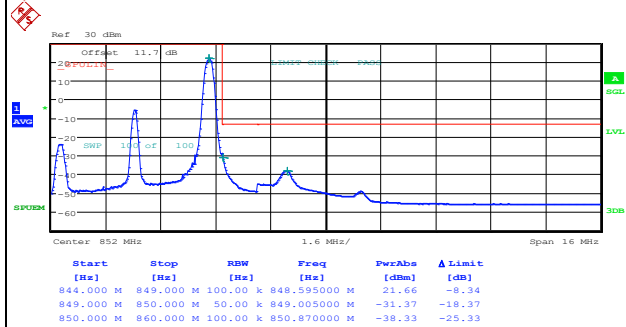
LTE Band 5 / 5MHz / QPSK

Lowest Band Edge / 1 RB



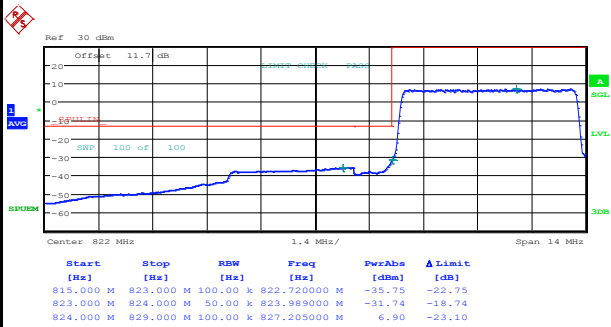
Date: 22.DEC.2014 11:40:42

Highest Band Edge / 1 RB



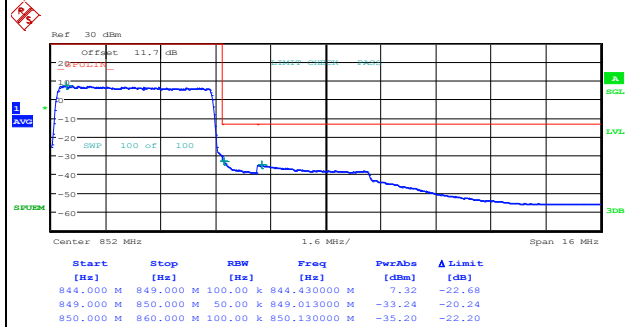
Date: 22.DEC.2014 11:51:35

Lowest Band Edge / Full RB



Date: 22.DEC.2014 11:43:01

Highest Band Edge / Full RB

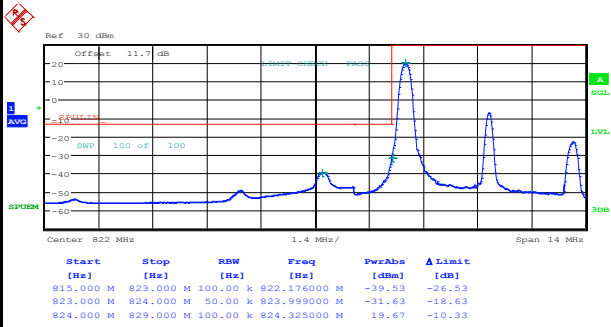


Date: 22.DEC.2014 11:53:55



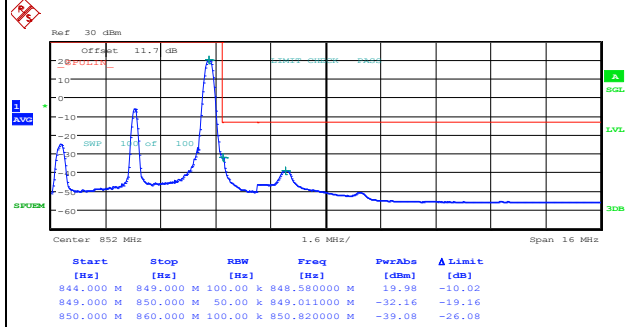
LTE Band 5 / 5MHz / 16QAM

Lowest Band Edge / 1RB



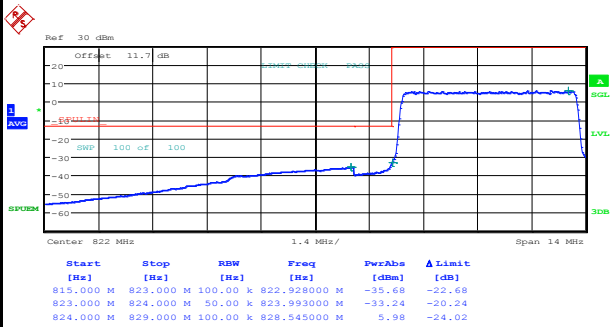
Date: 22.DEC.2014 11:41:51

Highest Band Edge / 1 RB



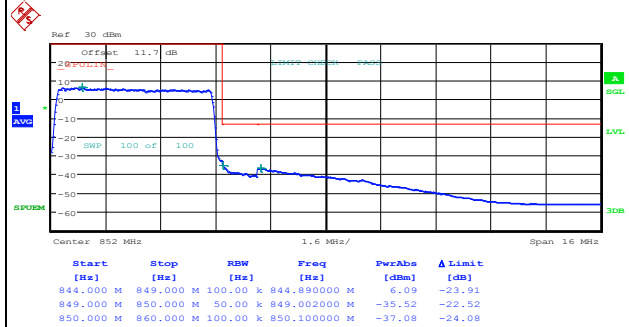
Date: 22.DEC.2014 11:52:45

Lowest Band Edge / Full RB



Date: 22.DEC.2014 11:44:11

Highest Band Edge / Full RB

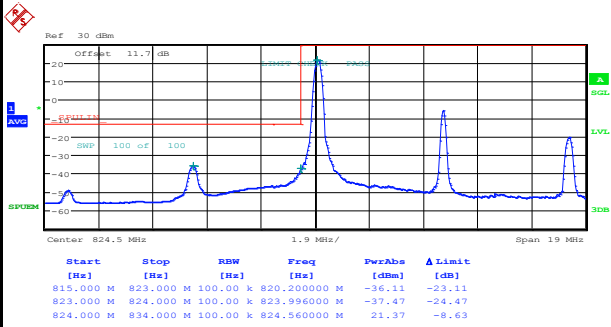


Date: 22.DEC.2014 11:55:05



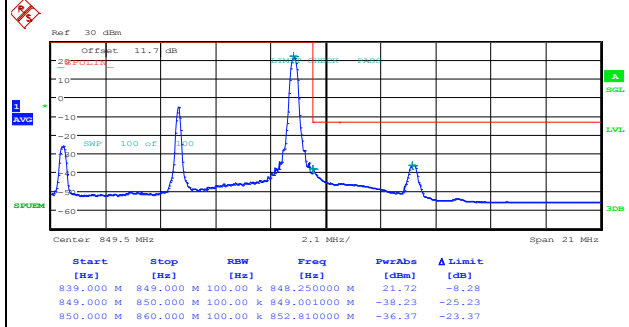
LTE Band 5 / 10MHz / QPSK

Lowest Band Edge / 1 RB



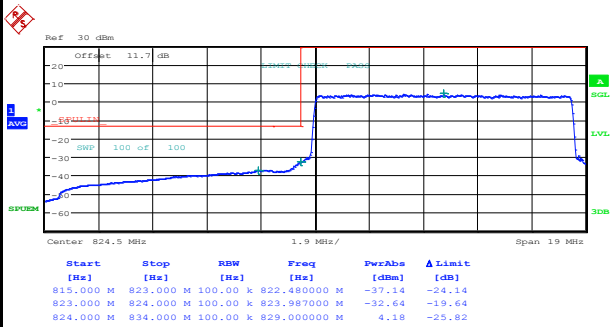
Date: 22.DEC.2014 11:59:27

Highest Band Edge / 1 RB



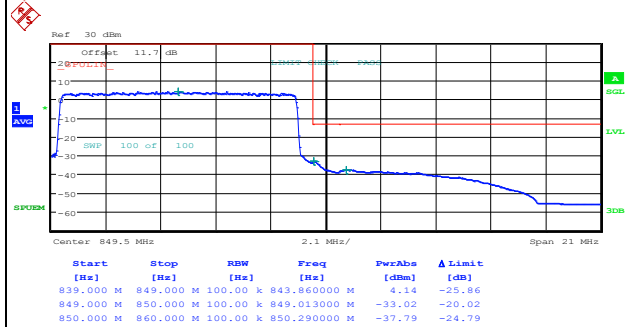
Date: 22.DEC.2014 12:10:21

Lowest Band Edge / Full RB



Date: 22.DEC.2014 12:01:46

Highest Band Edge / Full RB

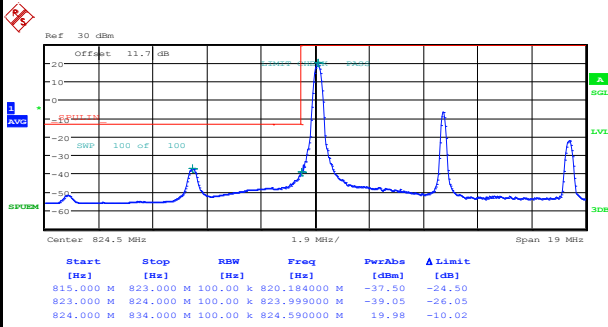


Date: 22.DEC.2014 12:12:40



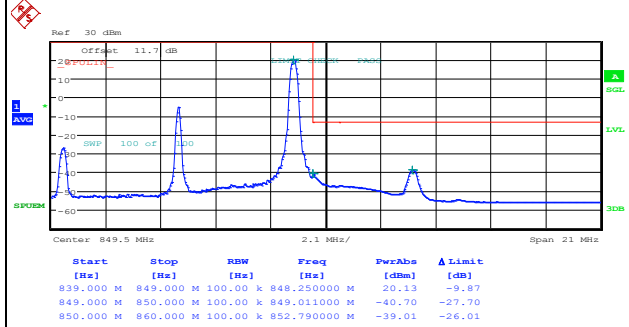
LTE Band 5 / 10MHz / 16QAM

Lowest Band Edge / 1 RB



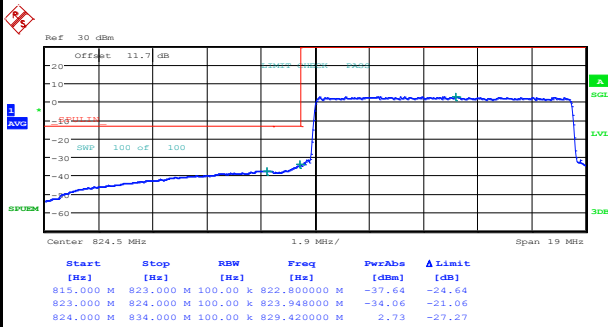
Date: 22.DEC.2014 12:00:37

Highest Band Edge / 1 RB



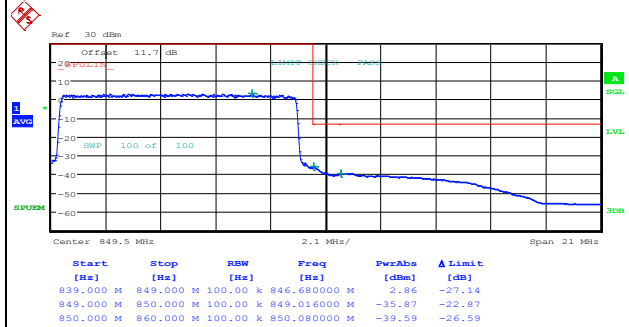
Date: 22.DEC.2014 12:11:30

Lowest Band Edge / Full RB



Date: 22.DEC.2014 12:02:56

Highest Band Edge / Full RB



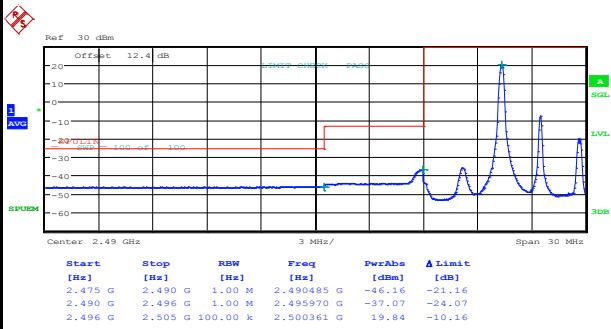
Date: 22.DEC.2014 12:13:50





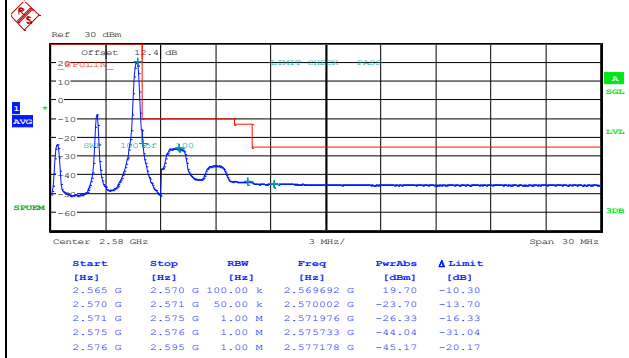
LTE Band 7 / 5MHz / QPSK

Lowest Band Edge / 1 RB



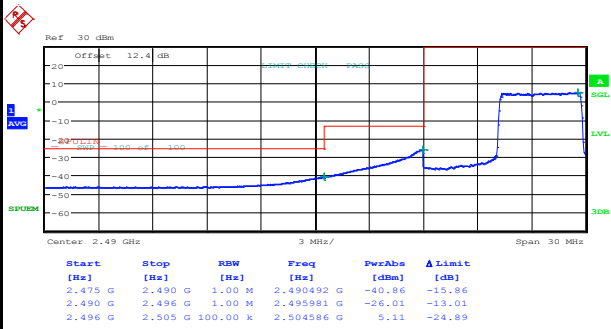
Date: 23.DEC.2014 10:08:02

Highest Band Edge / 1 RB



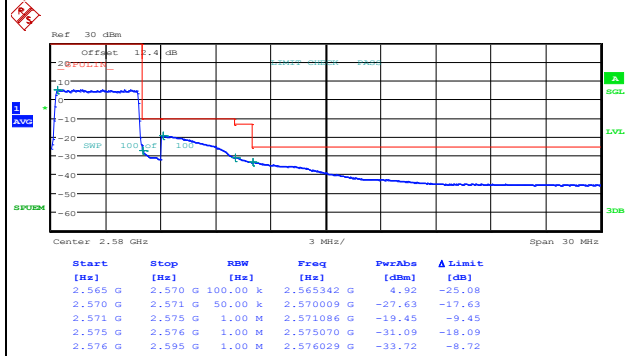
Date: 23.DEC.2014 10:12:41

Lowest Band Edge / Full RB



Date: 23.DEC.2014 10:10:21

Highest Band Edge / Full RB

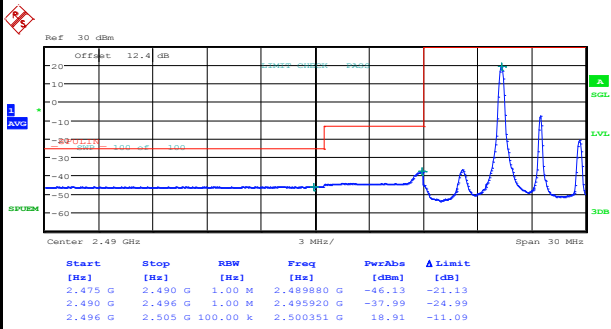


Date: 23.DEC.2014 10:15:01



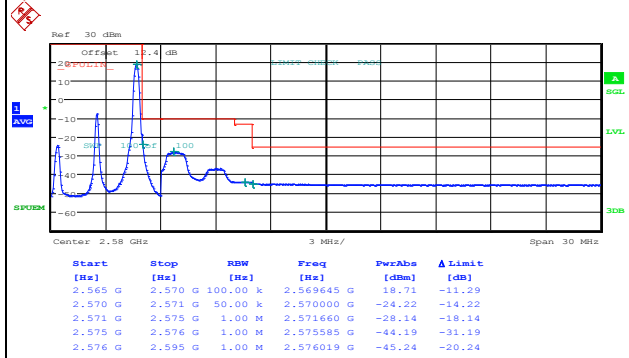
LTE Band 7 / 5MHz / 16QAM

Lowest Band Edge / 1 RB



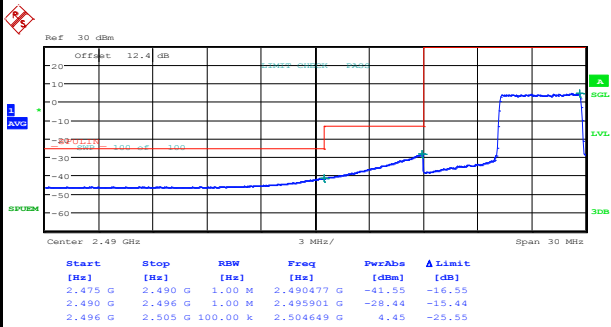
Date: 23.DEC.2014 10:09:12

Highest Band Edge / 1 RB



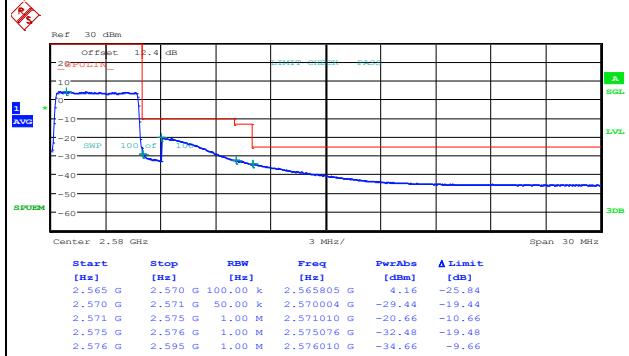
Date: 23.DEC.2014 10:13:51

Lowest Band Edge / Full RB



Date: 23.DEC.2014 10:11:31

Highest Band Edge / Full RB

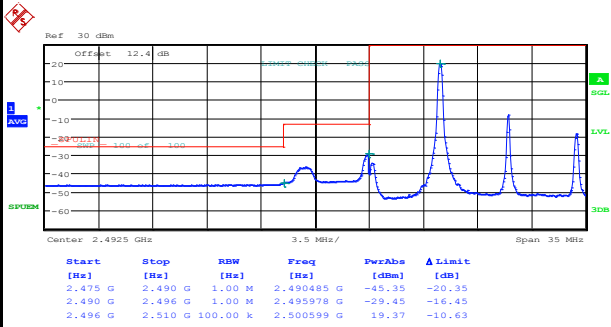


Date: 23.DEC.2014 10:16:11



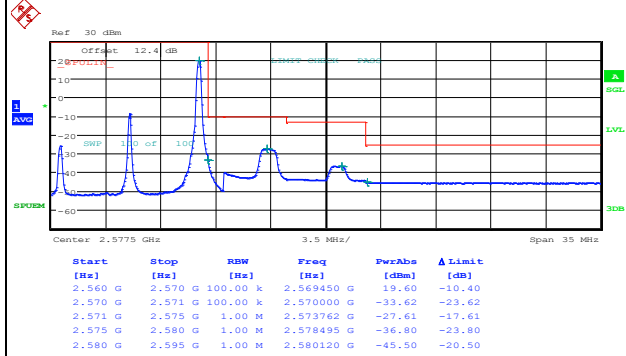
LTE Band 7 / 10MHz / QPSK

Lowest Band Edge / 1 RB



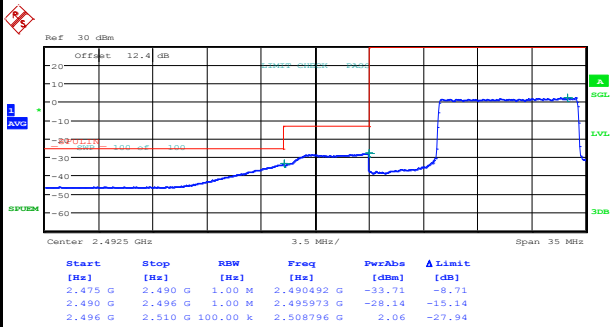
Date: 23.DEC.2014 10:17:26

Highest Band Edge / 1 RB



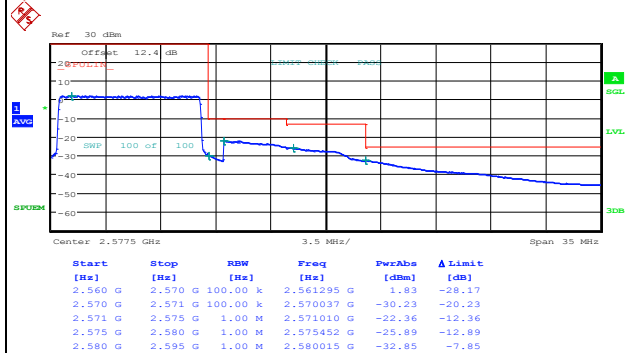
Date: 23.DEC.2014 10:22:06

Lowest Band Edge / Full RB



Date: 23.DEC.2014 10:19:46

Highest Band Edge / Full RB

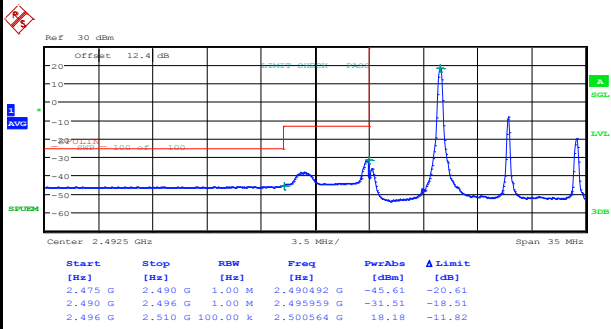


Date: 23.DEC.2014 10:24:26



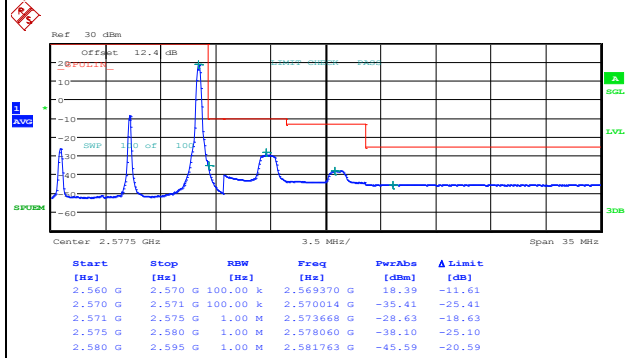
LTE Band 7 / 10MHz / 16QAM

Lowest Band Edge / 1 RB



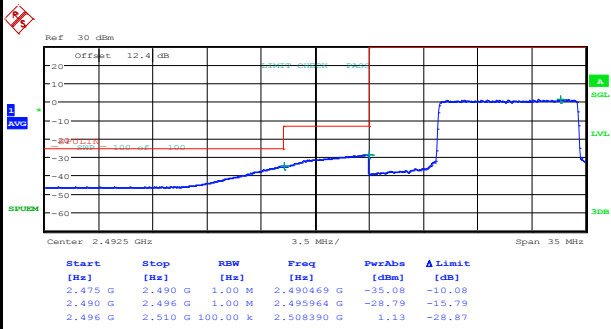
Date: 23.DEC.2014 10:18:36

Highest Band Edge / 1 RB



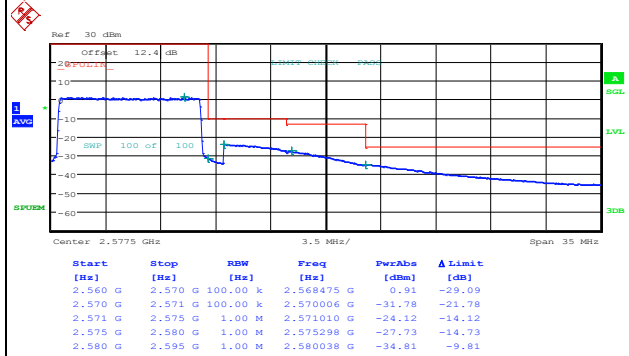
Date: 23.DEC.2014 10:23:16

Lowest Band Edge / Full RB



Date: 23.DEC.2014 10:20:56

Highest Band Edge / Full RB

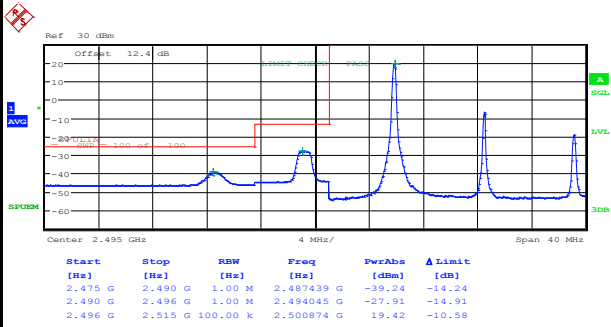


Date: 23.DEC.2014 10:25:36



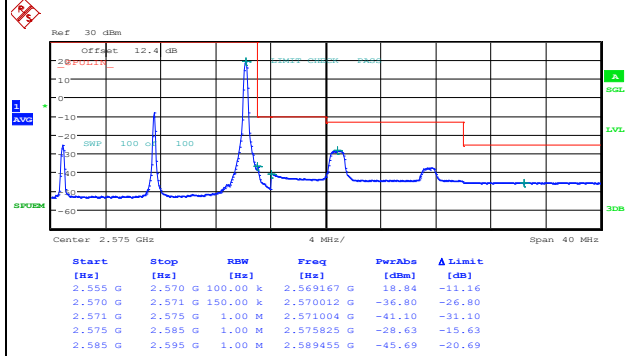
LTE Band 7 / 15MHz / QPSK

Lowest Band Edge / 1 RB



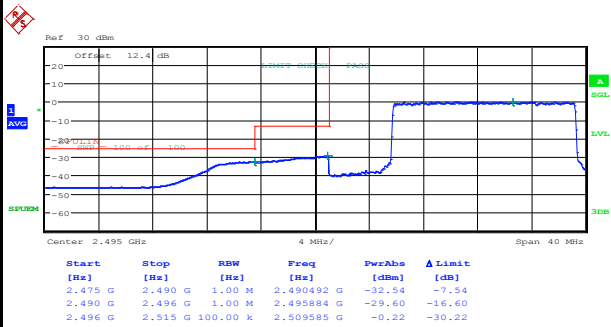
Date: 23.DEC.2014 10:26:50

Highest Band Edge / 1 RB



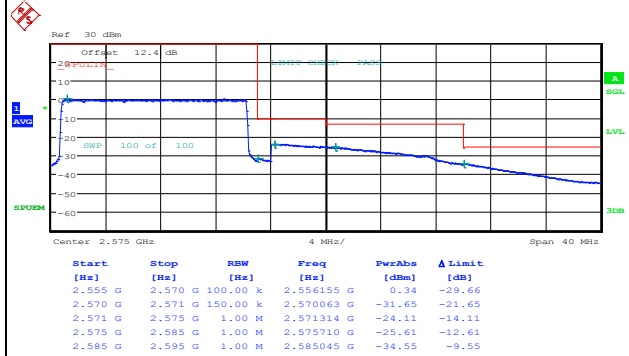
Date: 23.DEC.2014 10:31:30

Lowest Band Edge / Full RB



Date: 23.DEC.2014 10:29:10

Highest Band Edge / Full RB

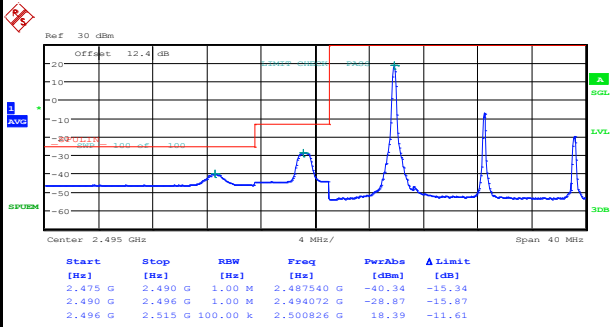


Date: 23.DEC.2014 10:41:08



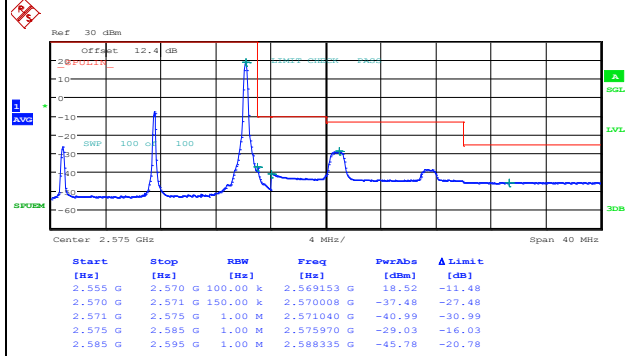
LTE Band 7 / 15MHz / 16QAM

Lowest Band Edge / 1 RB



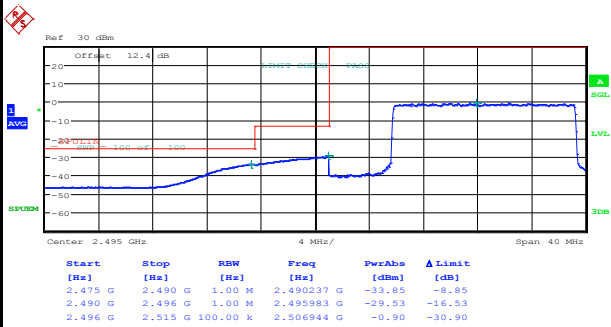
Date: 23.DEC.2014 10:28:00

Highest Band Edge / 1 RB



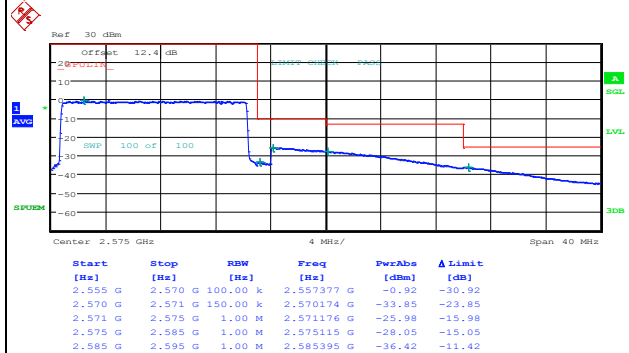
Date: 23.DEC.2014 10:39:52

Lowest Band Edge / Full RB



Date: 23.DEC.2014 10:30:20

Highest Band Edge / Full RB

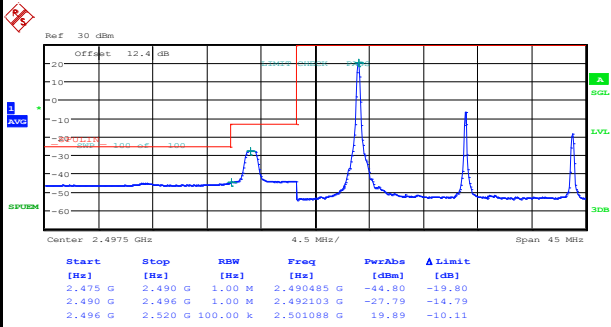


Date: 23.DEC.2014 10:42:24



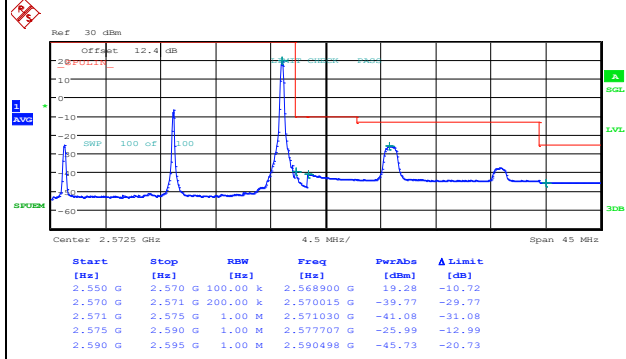
LTE Band 7 / 20MHz / QPSK

Lowest Band Edge / 1 RB



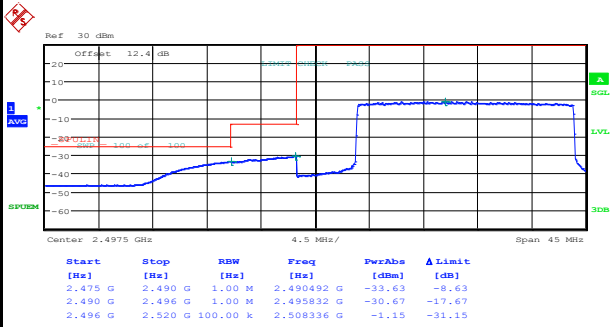
Date: 23.DEC.2014 10:43:39

Highest Band Edge / 1 RB



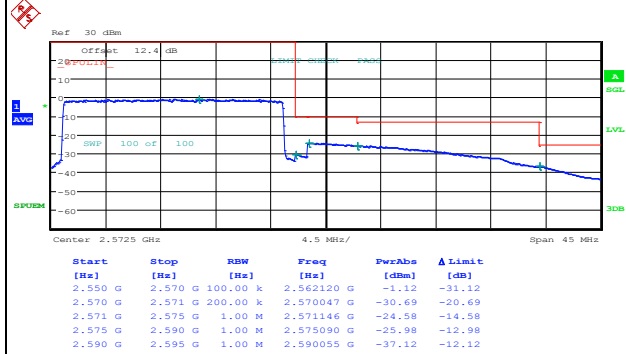
Date: 23.DEC.2014 09:52:34

Lowest Band Edge / Full RB



Date: 23.DEC.2014 10:46:00

Highest Band Edge / Full RB

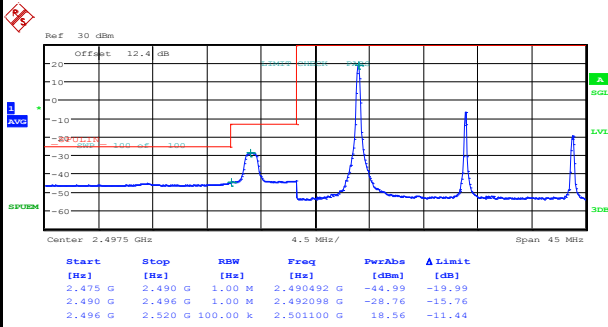


Date: 23.DEC.2014 09:56:06



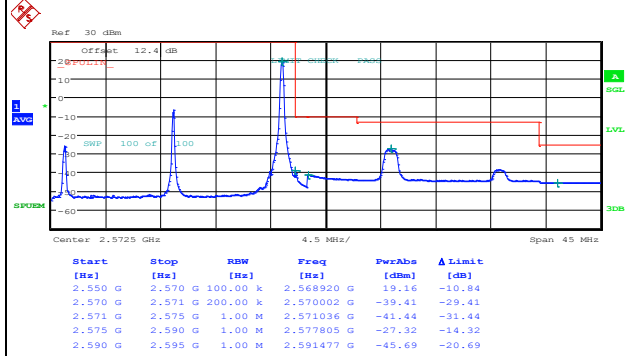
LTE Band 7 / 20MHz / 16QAM

Lowest Band Edge / 1 RB



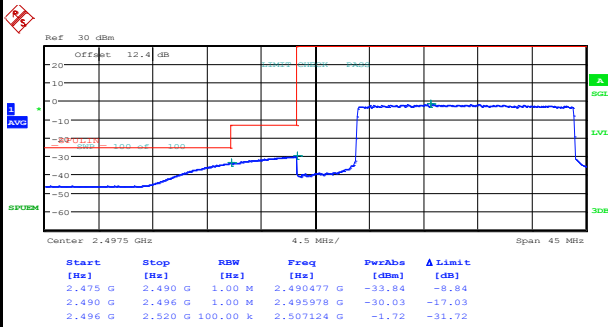
Date: 23.DEC.2014 10:44:49

Highest Band Edge / 1RB



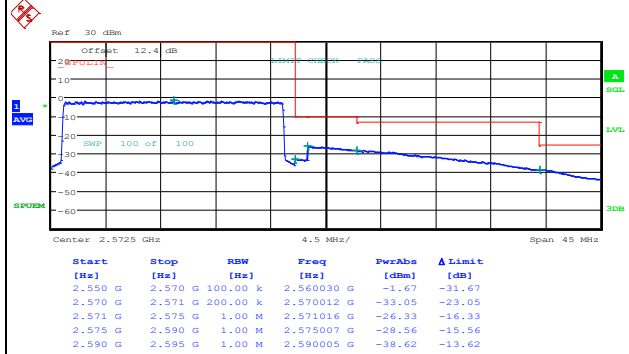
Date: 23.DEC.2014 09:53:46

Lowest Band Edge / Full RB



Date: 23.DEC.2014 14:03:41

Highest Band Edge / Full RB



Date: 23.DEC.2014 09:54:56



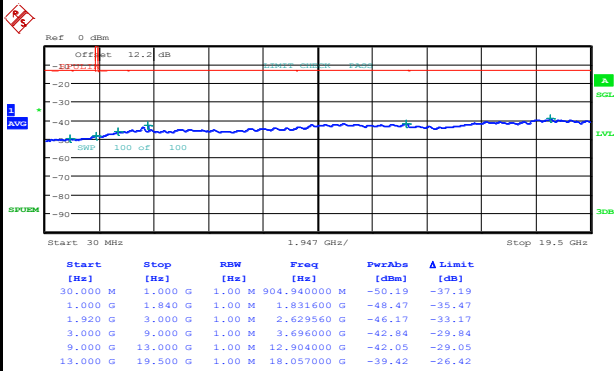


# Conducted Spurious Emission

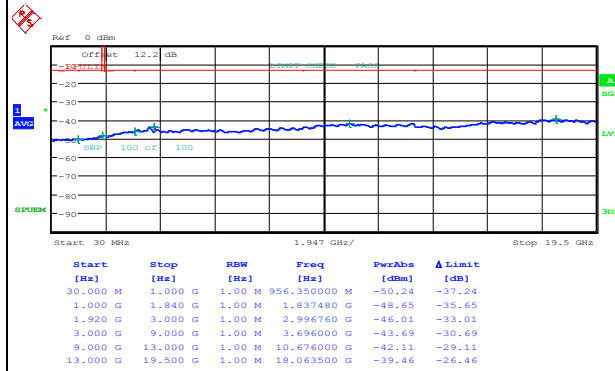
## LTE Band 2 / 1.4MHz

### Lowest Channel / QPSK

### Lowest Channel / 16QAM



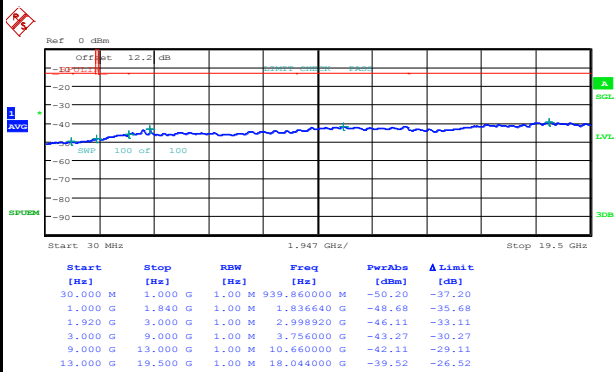
Date: 22.DEC.2014 15:57:03



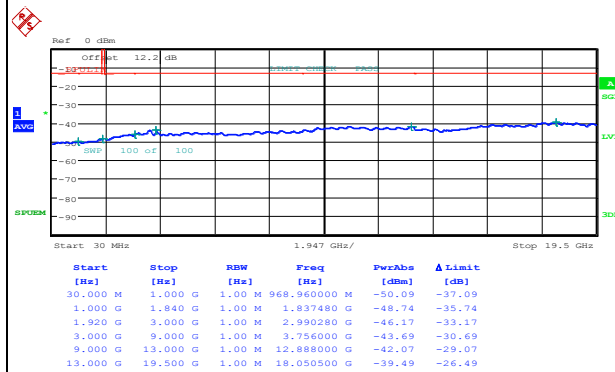
Date: 22.DEC.2014 15:58:20

### Middle Channel / QPSK

### Middle Channel / 16QAM



Date: 22.DEC.2014 16:00:23



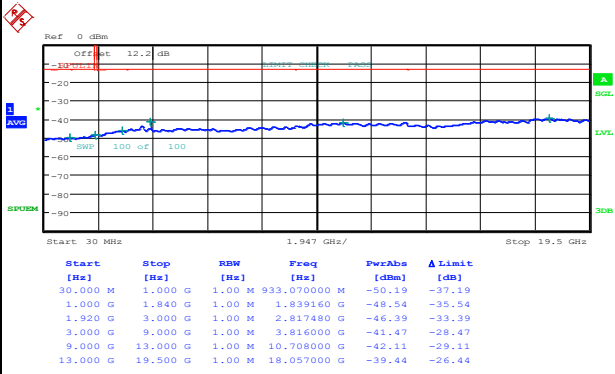
Date: 22.DEC.2014 16:01:36



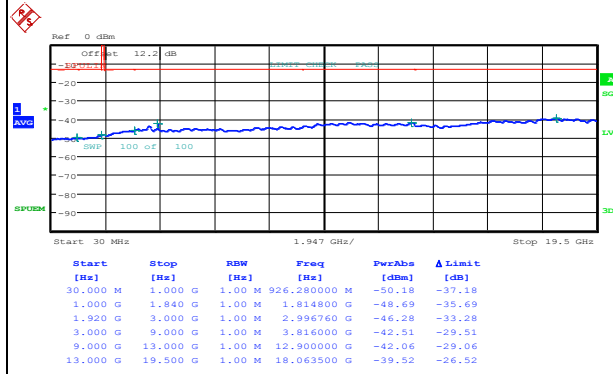
LTE Band 2 / 1.4MHz

Highest Channel / QPSK

Highest Channel / 16QAM



Date: 22.DEC.2014 16:08:20

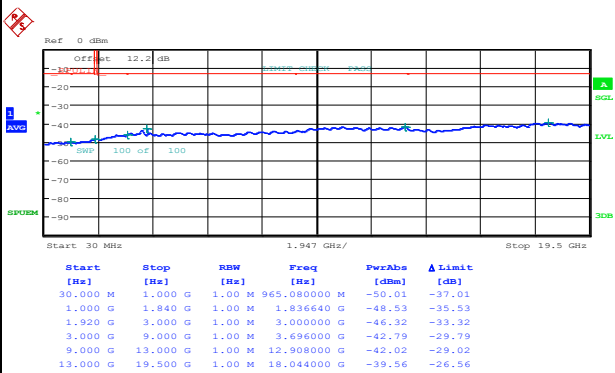


Date: 22.DEC.2014 16:09:30

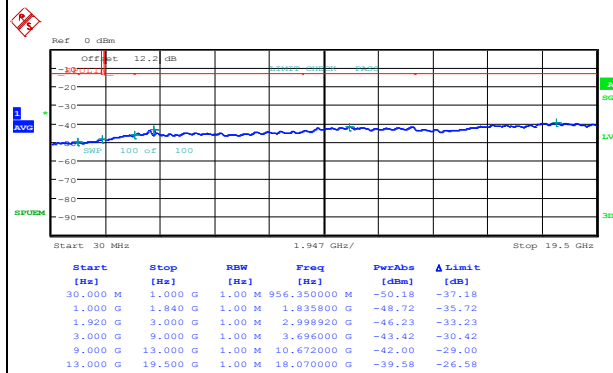
LTE Band 2 / 3MHz

Lowest Channel / QPSK

Lowest Channel / 16QAM



Date: 22.DEC.2014 13:51:36



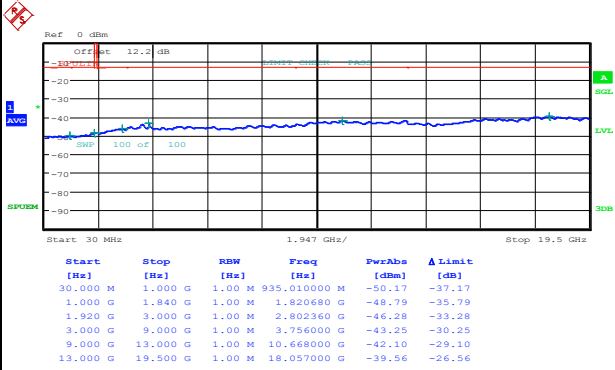
Date: 22.DEC.2014 13:52:45



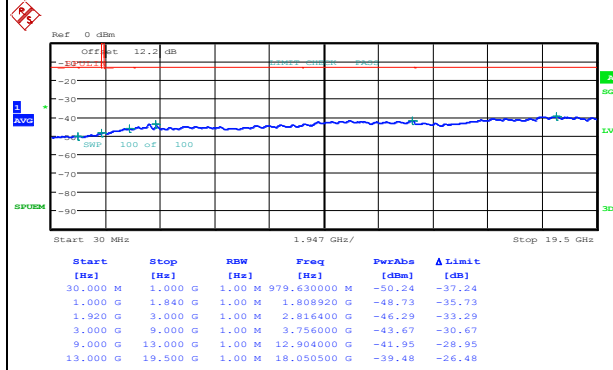
LTE Band 2 / 3MHz

Middle Channel / QPSK

Middle Channel / 16QAM



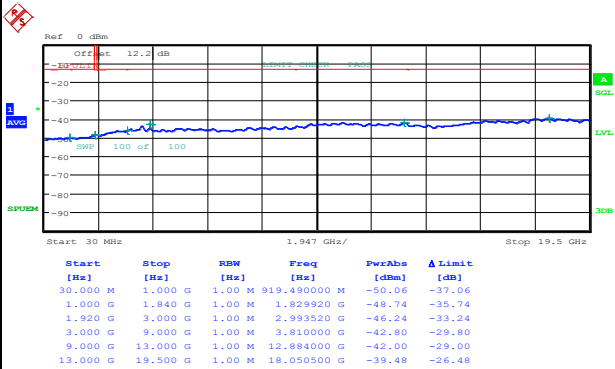
Date: 22.DEC.2014 13:54:42



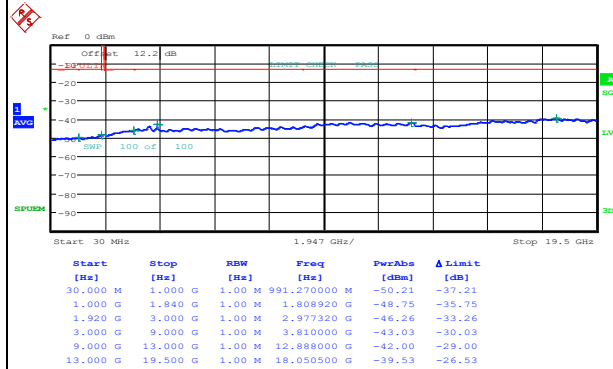
Date: 22.DEC.2014 13:55:52

Highest Channel / QPSK

Highest Channel / 16QAM



Date: 22.DEC.2014 14:02:26



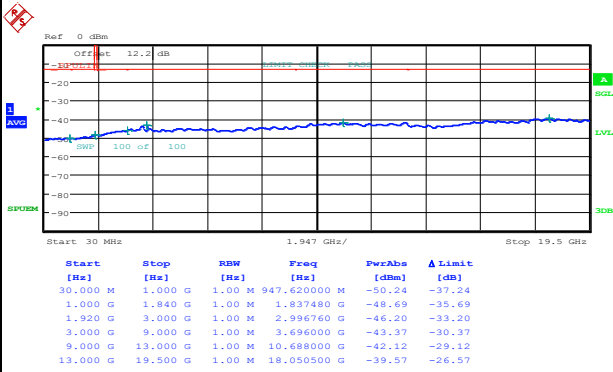
Date: 22.DEC.2014 14:03:37



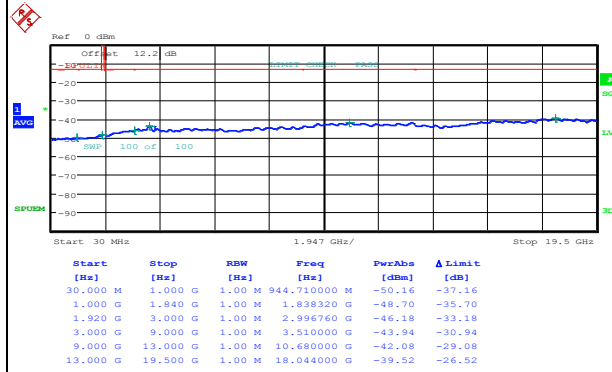
LTE Band 2 / 5MHz

Lowest Channel / QPSK

Lowest Channel / 16QAM



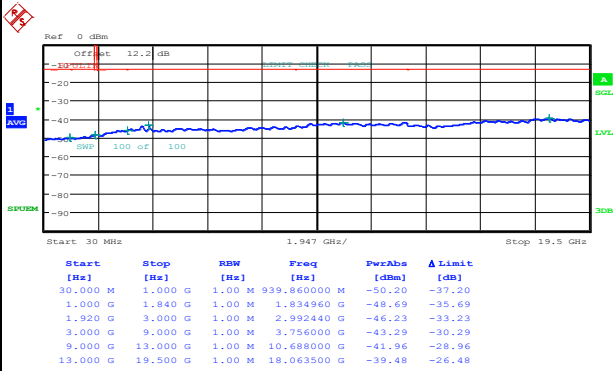
Date: 22.DEC.2014 15:45:43



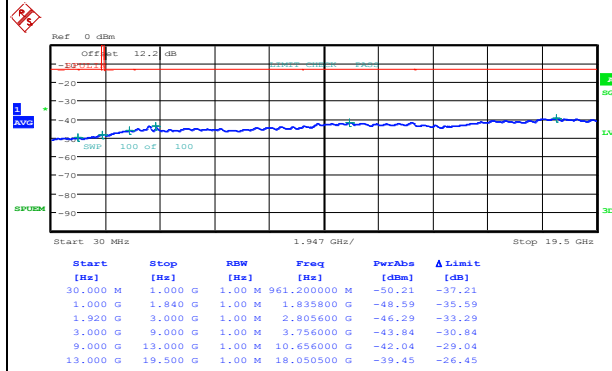
Date: 22.DEC.2014 15:44:47

Middle Channel / QPSK

Middle Channel / 16QAM



Date: 22.DEC.2014 15:46:57

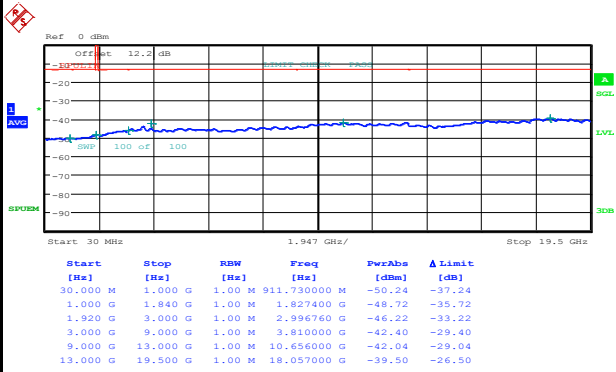


Date: 22.DEC.2014 15:49:45



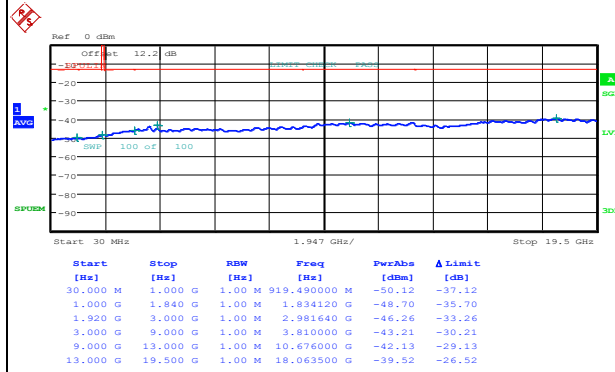
LTE Band 2 / 5MHz

Highest Channel / QPSK



Date: 22.DEC.2014 14:21:32

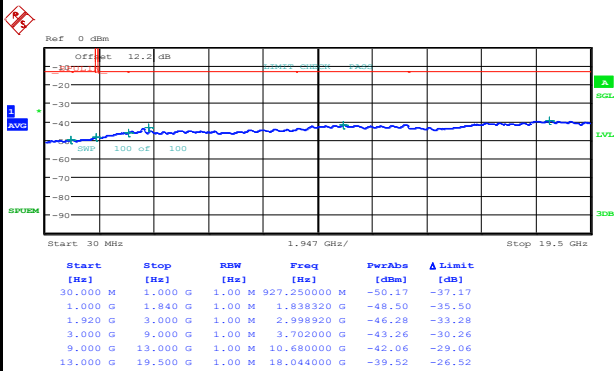
Highest Channel / 16QAM



Date: 22.DEC.2014 14:22:42

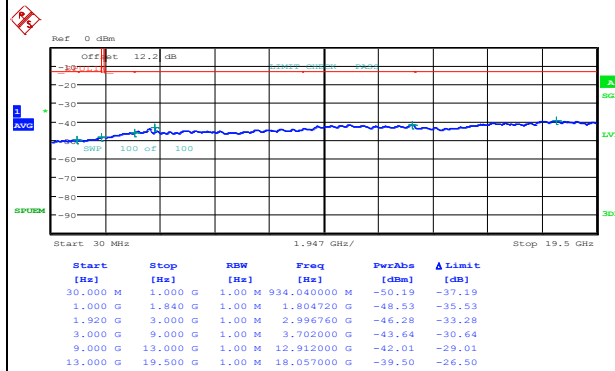
LTE Band 2 / 10MHz

Lowest Channel / QPSK



Date: 22.DEC.2014 14:29:23

Lowest Channel / 16QAM



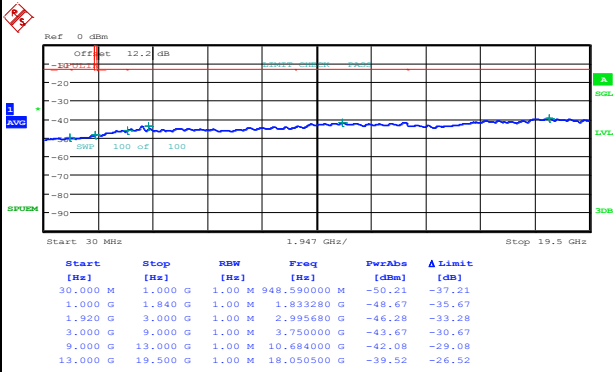
Date: 22.DEC.2014 14:30:33



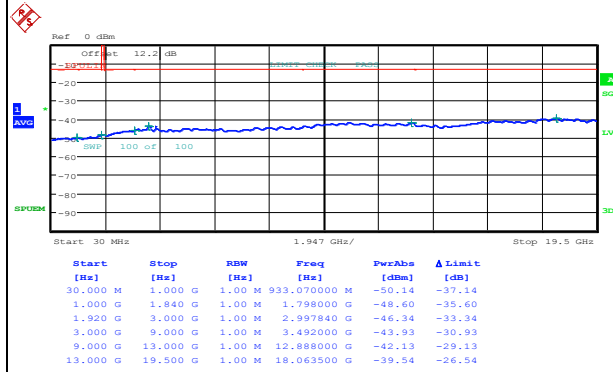
LTE Band 2 / 10MHz

Middle Channel / QPSK

Middle Channel / 16QAM



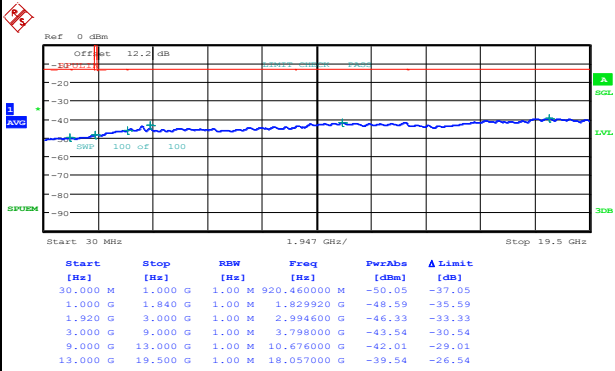
Date: 22.DEC.2014 14:32:30



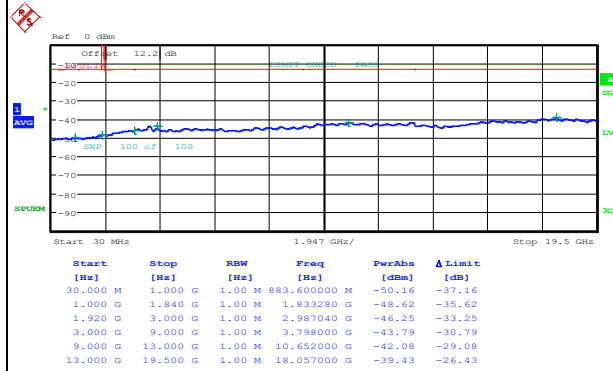
Date: 22.DEC.2014 14:33:40

Highest Channel / QPSK

Highest Channel / 16QAM



Date: 22.DEC.2014 14:40:14



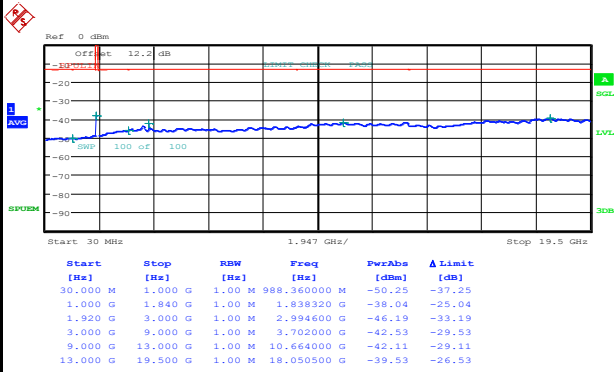
Date: 22.DEC.2014 14:41:24



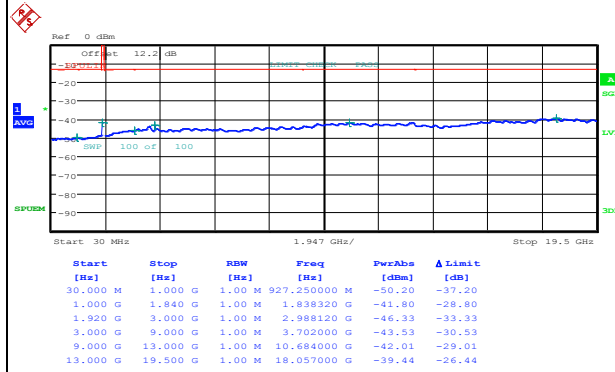
LTE Band 2 / 15MHz

Lowest Channel / QPSK

Lowest Channel / 16QAM



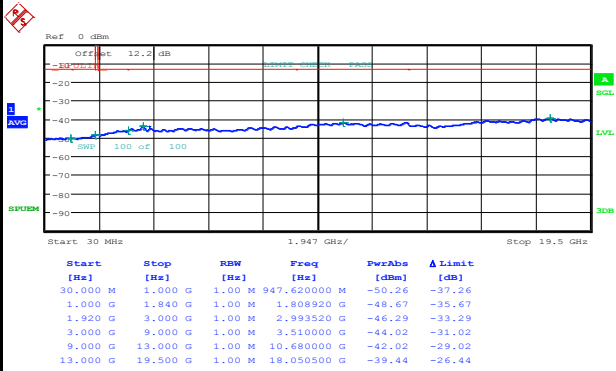
Date: 22.DEC.2014 14:48:04



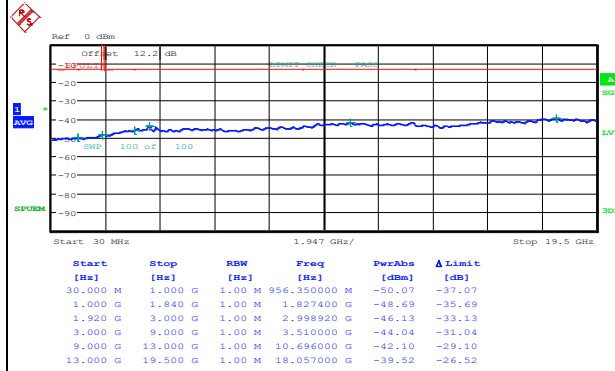
Date: 22.DEC.2014 14:49:13

Middle Channel / QPSK

Middle Channel / 16QAM



Date: 22.DEC.2014 14:51:10



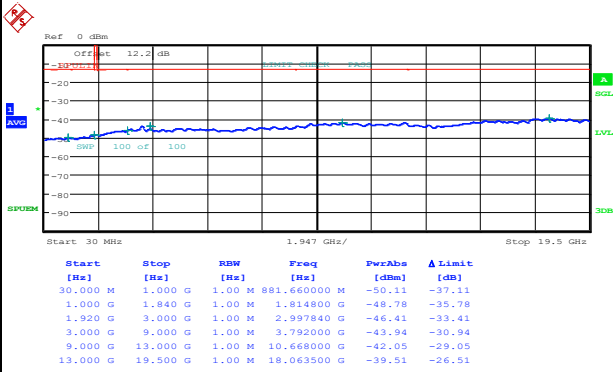
Date: 22.DEC.2014 14:52:19



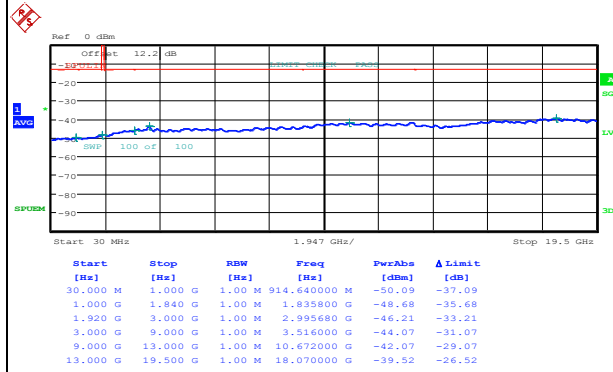
LTE Band 2 / 15MHz

Highest Channel / QPSK

Highest Channel / 16QAM



Date: 22.DEC.2014 14:58:54

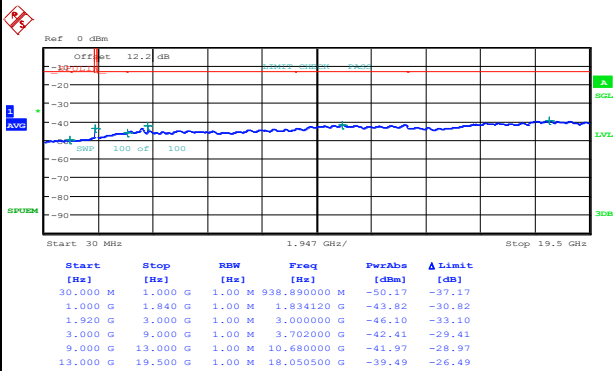


Date: 22.DEC.2014 15:00:03

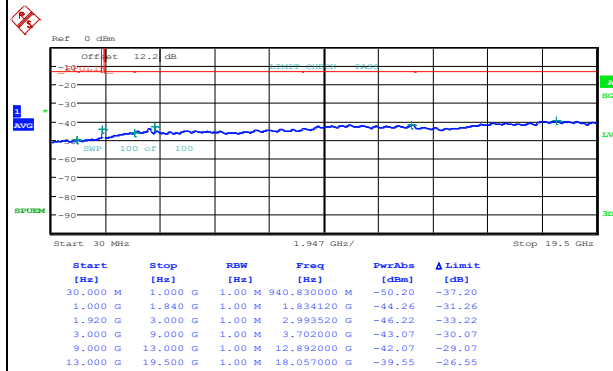
LTE Band 2 / 20MHz

Lowest Channel / QPSK

Lowest Channel / 16QAM



Date: 22.DEC.2014 15:06:42



Date: 22.DEC.2014 15:07:52

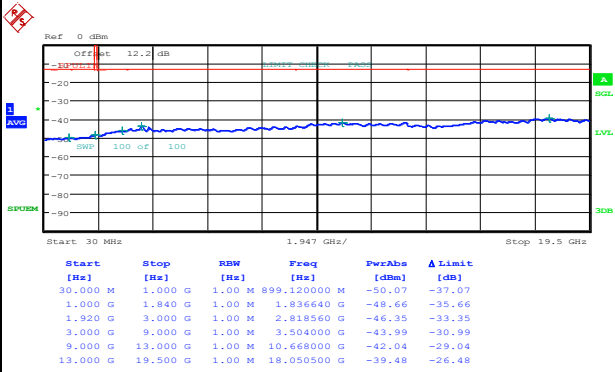




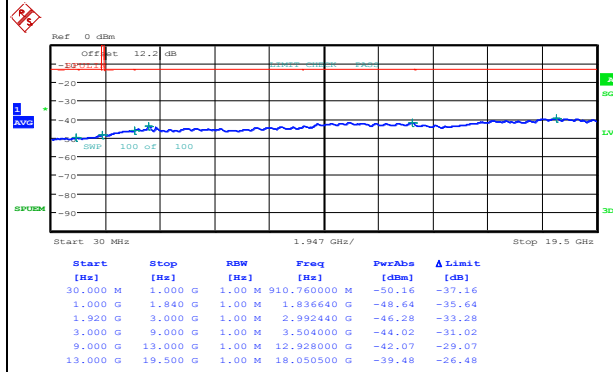
LTE Band 2 / 20MHz

Middle Channel / QPSK

Middle Channel / 16QAM



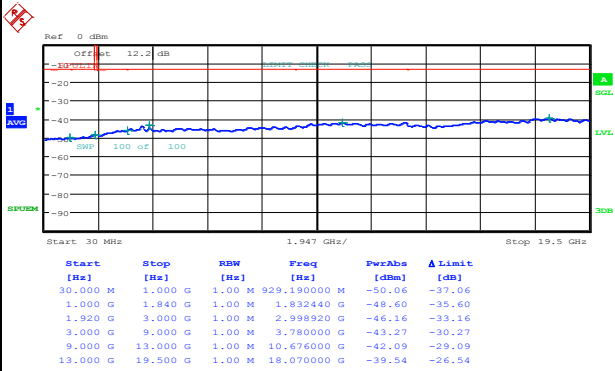
Date: 22.DEC.2014 15:09:48



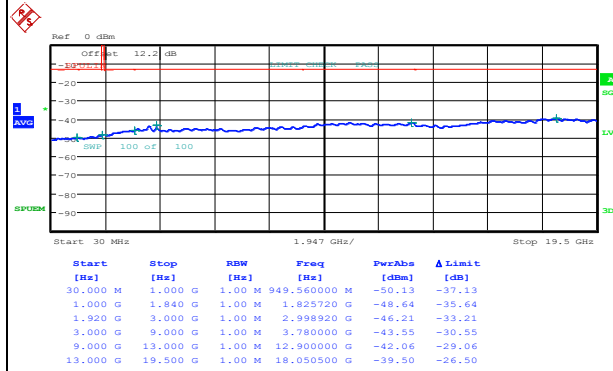
Date: 22.DEC.2014 15:10:58

Highest Channel / QPSK

Highest Channel / 16QAM



Date: 22.DEC.2014 16:10:44



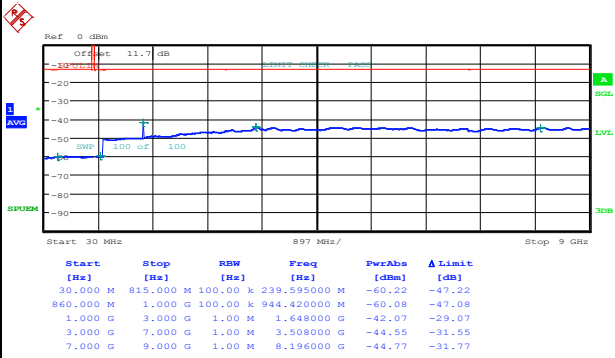
Date: 22.DEC.2014 16:11:54



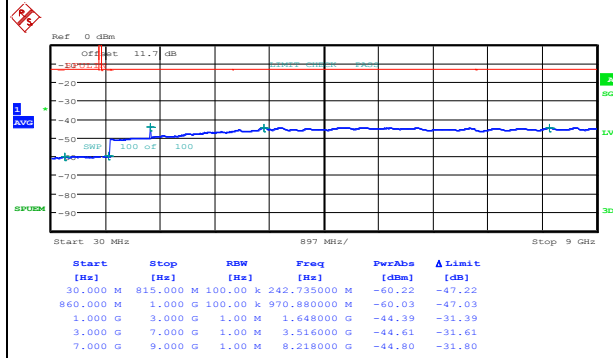
LTE Band 5 / 1.4MHz

Lowest Channel / QPSK

Lowest Channel / 16QAM



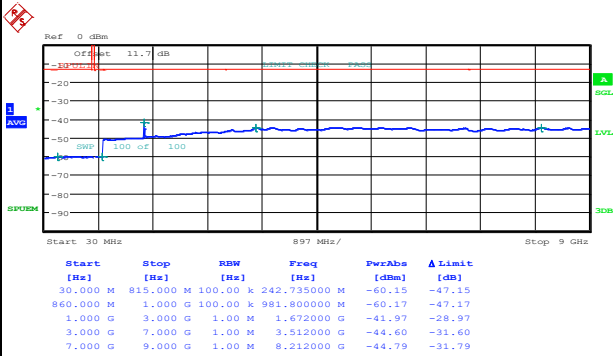
Date: 22.DEC.2014 12:22:52



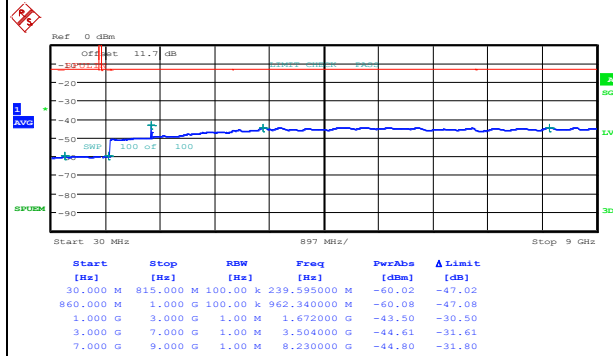
Date: 22.DEC.2014 12:24:02

Middle Channel / QPSK

Middle Channel / 16QAM



Date: 22.DEC.2014 12:26:00



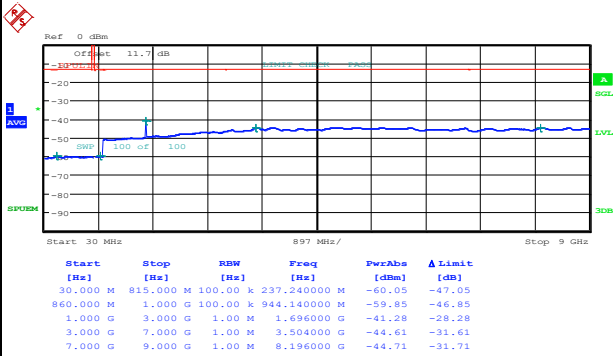
Date: 22.DEC.2014 12:27:10



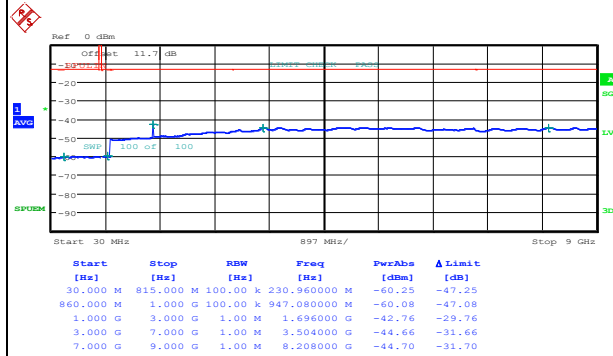
LTE Band 5 / 1.4MHz

Highest Channel / QPSK

Highest Channel / 16QAM



Date: 22.DEC.2014 12:34:18

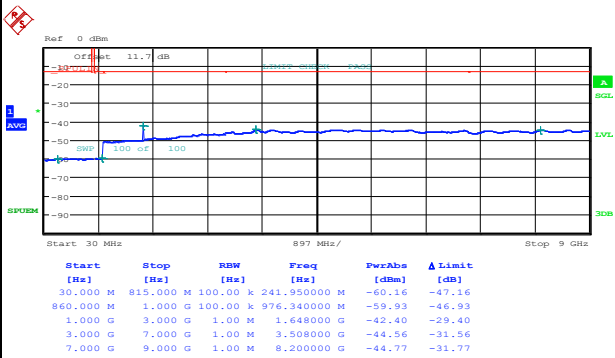


Date: 22.DEC.2014 12:35:28

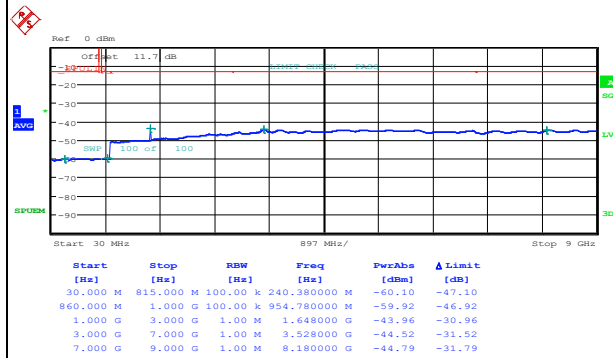
LTE Band 5 / 3MHz

Lowest Channel / QPSK

Lowest Channel / 16QAM



Date: 22.DEC.2014 11:26:36



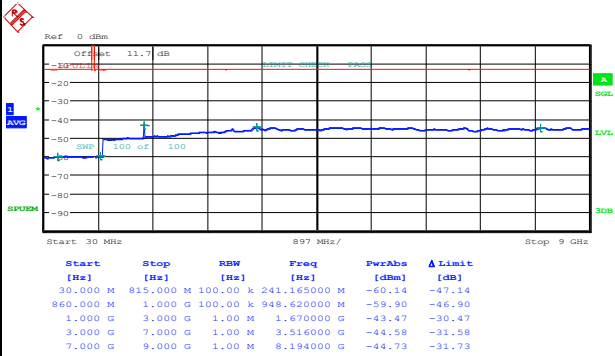
Date: 22.DEC.2014 11:27:46



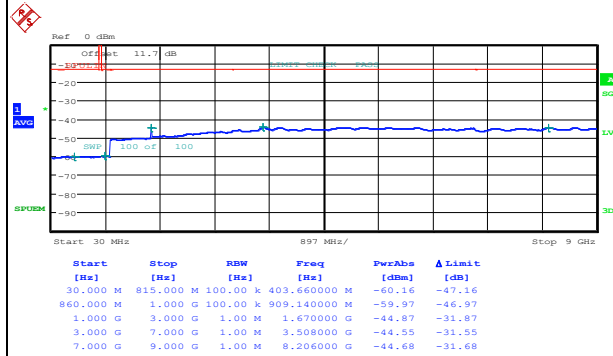
LTE Band 5 / 3MHz

Middle Channel / QPSK

Middle Channel / 16QAM



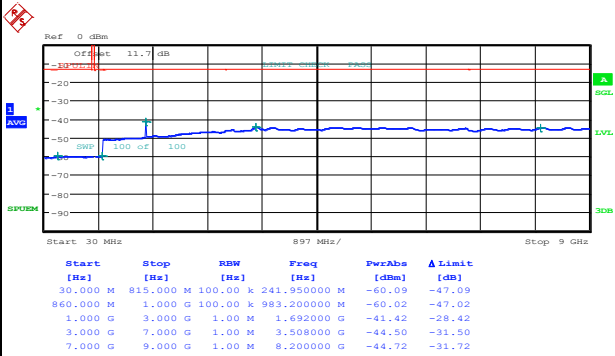
Date: 22.DEC.2014 11:29:44



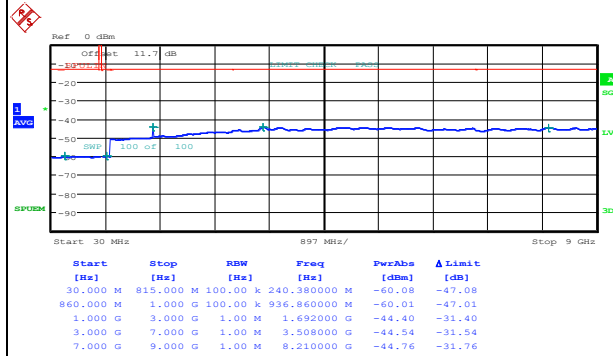
Date: 22.DEC.2014 11:30:54

Highest Channel / QPSK

Highest Channel / 16QAM



Date: 22.DEC.2014 11:37:31



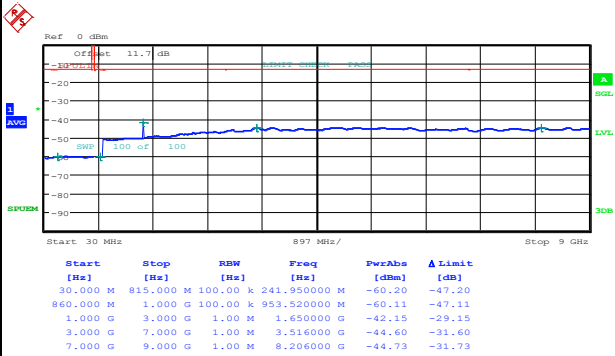
Date: 22.DEC.2014 11:38:40



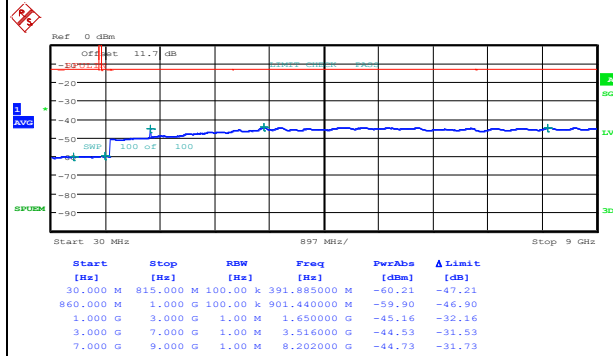
LTE Band 5 / 5MHz

Lowest Channel / QPSK

Lowest Channel / 16QAM



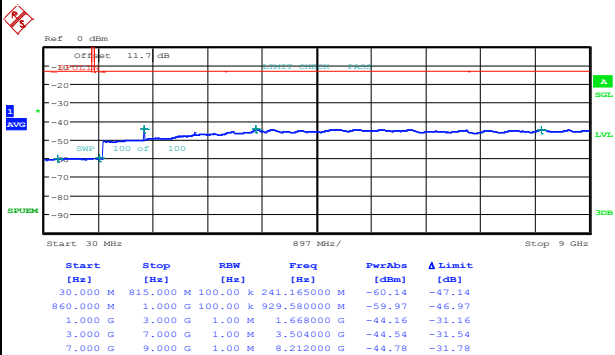
Date: 22.DEC.2014 11:45:21



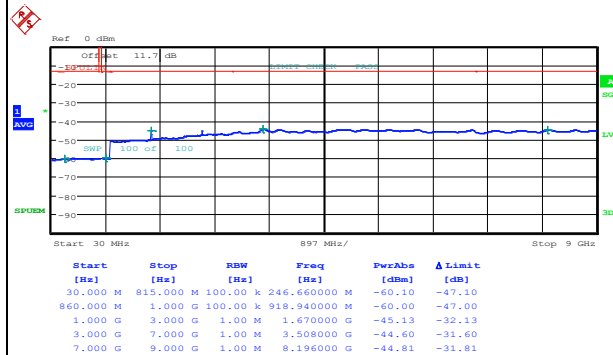
Date: 22.DEC.2014 11:46:31

Middle Channel / QPSK

Middle Channel / 16QAM



Date: 22.DEC.2014 11:48:29

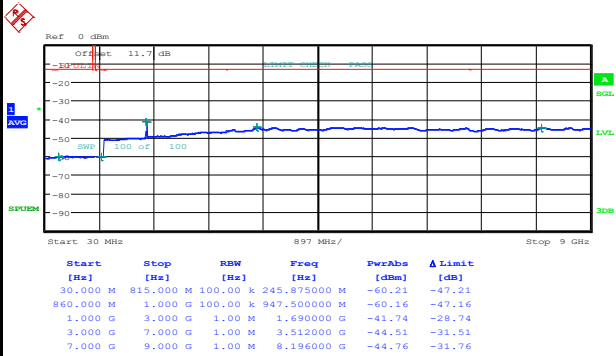


Date: 22.DEC.2014 11:49:38



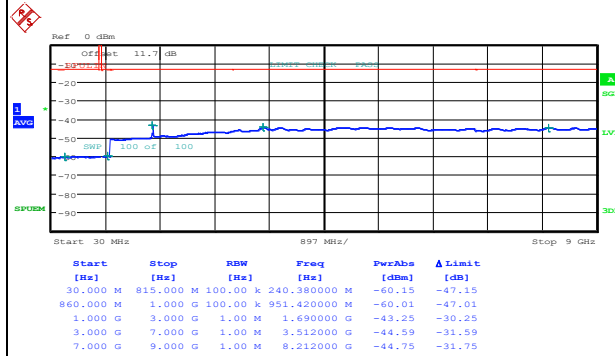
LTE Band 5 / 5MHz

Highest Channel / QPSK



Date: 22.DEC.2014 11:56:15

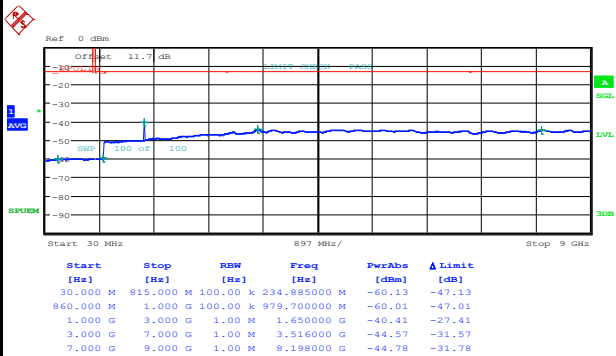
Highest Channel / 16QAM



Date: 22.DEC.2014 11:57:25

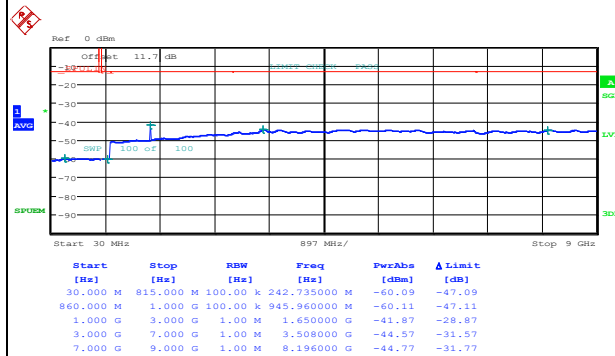
LTE Band 5 / 10MHz

Lowest Channel / QPSK



Date: 22.DEC.2014 12:04:06

Lowest Channel / 16QAM



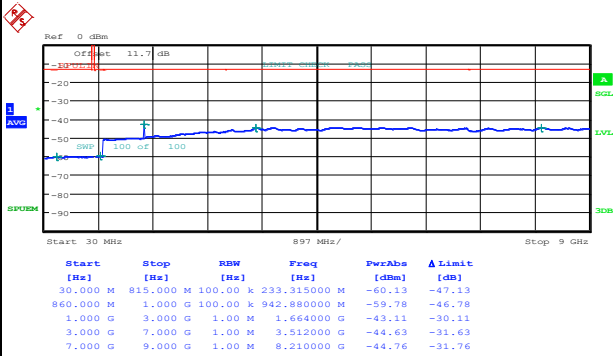
Date: 22.DEC.2014 12:05:16



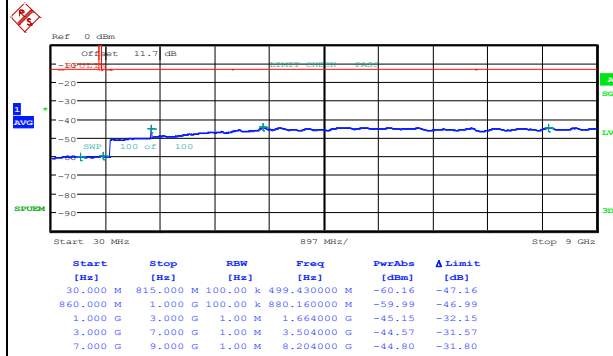
LTE Band 5 / 10MHz

Middle Channel / QPSK

Middle Channel / 16QAM



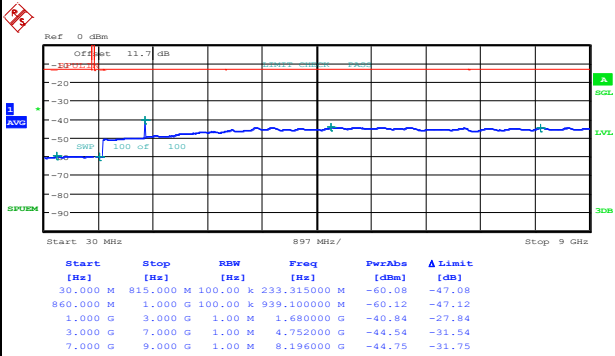
Date: 22.DEC.2014 12:07:13



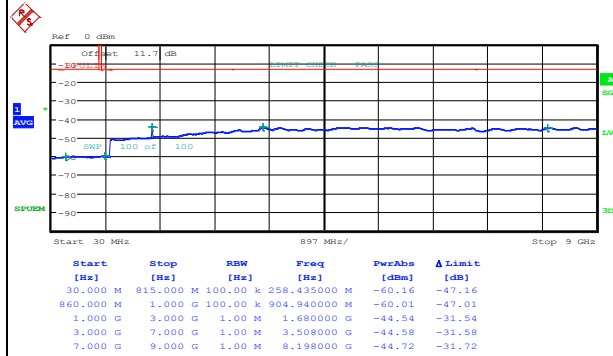
Date: 22.DEC.2014 12:08:23

Highest Channel / QPSK

Highest Channel / 16QAM



Date: 22.DEC.2014 12:15:00



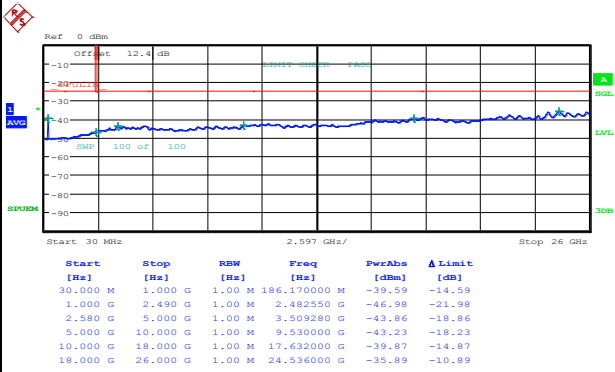
Date: 22.DEC.2014 12:16:10



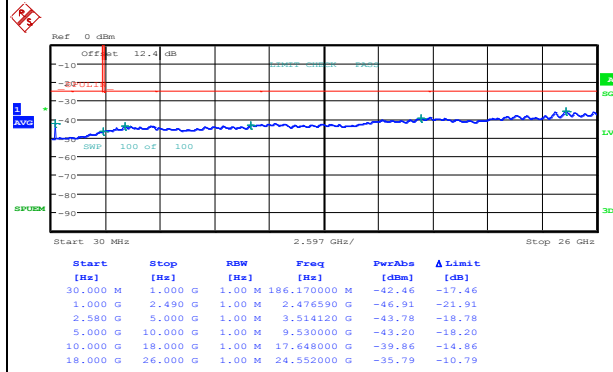
LTE Band 7 / 5MHz

Lowest Channel / QPSK

Lowest Channel / 16QAM



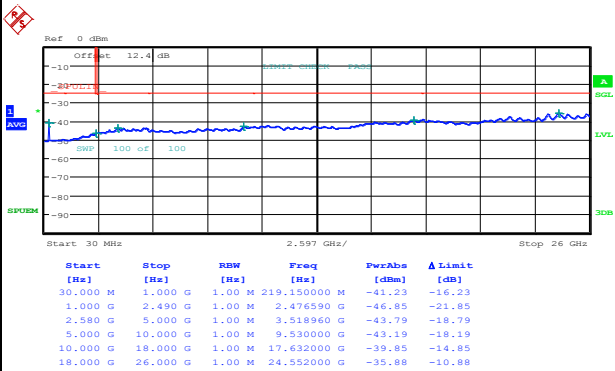
Date: 22.DEC.2014 16:26:38



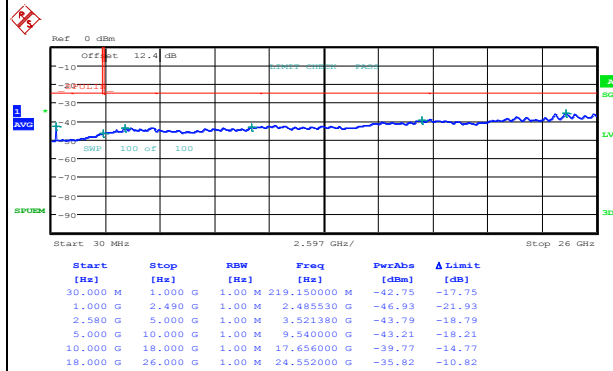
Date: 22.DEC.2014 16:27:47

Middle Channel / QPSK

Middle Channel / 16QAM



Date: 22.DEC.2014 16:29:44



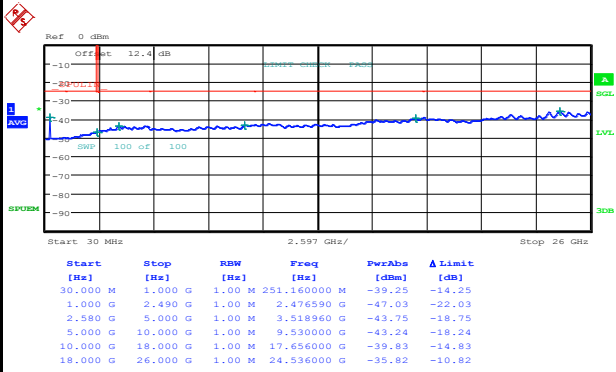
Date: 22.DEC.2014 16:30:53





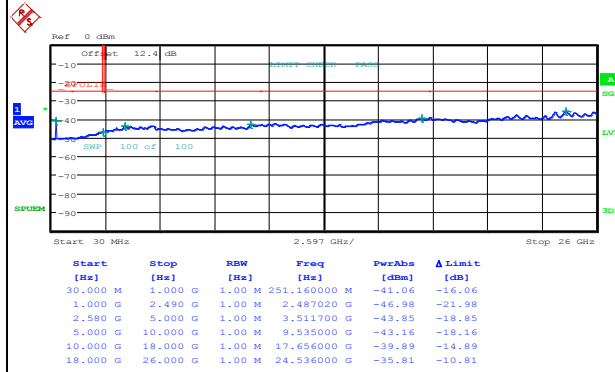
LTE Band 7 / 5MHz

Highest Channel / QPSK



Date: 22.DEC.2014 16:37:29

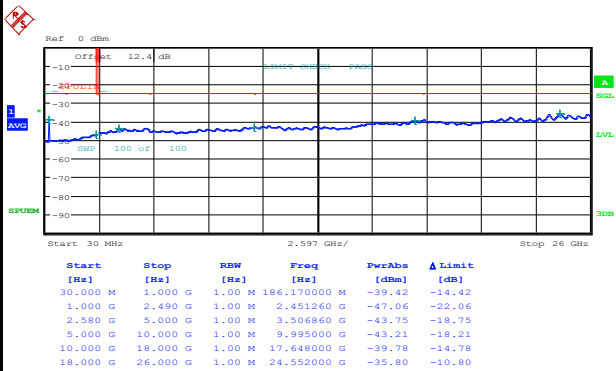
Highest Channel / 16QAM



Date: 22.DEC.2014 16:38:38

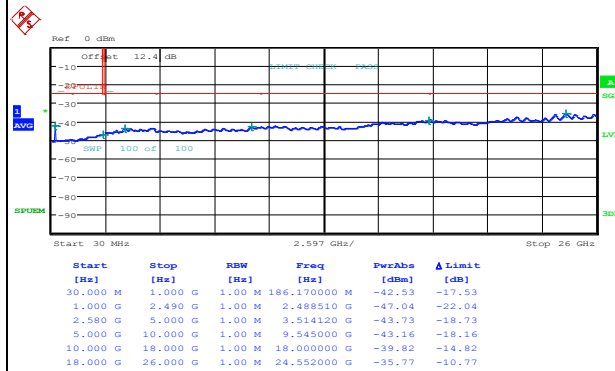
LTE Band 7 / 10MHz

Lowest Channel / QPSK



Date: 22.DEC.2014 16:45:19

Lowest Channel / 16QAM



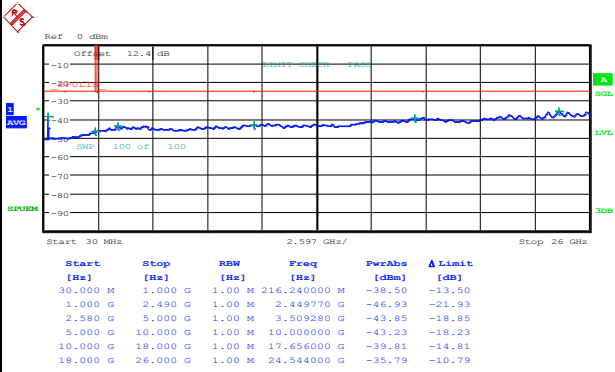
Date: 22.DEC.2014 16:46:28



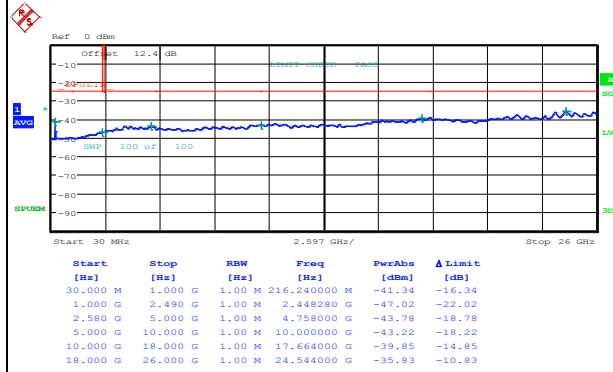
LTE Band 7 / 10MHz

Middle Channel / QPSK

Middle Channel / 16QAM



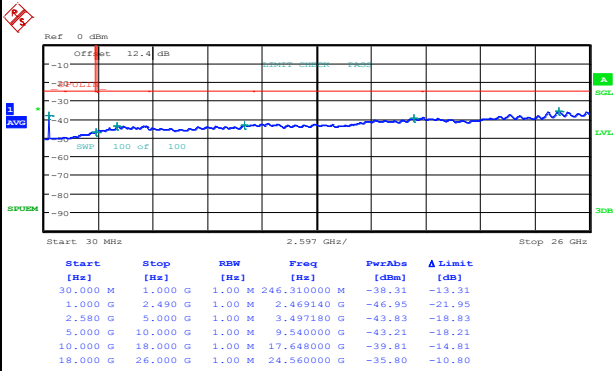
Date: 22.DEC.2014 16:48:25



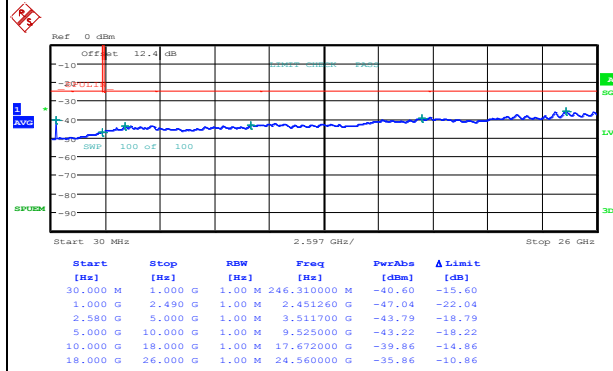
Date: 22.DEC.2014 16:49:34

Highest Channel / QPSK

Highest Channel / 16QAM



Date: 22.DEC.2014 16:56:10



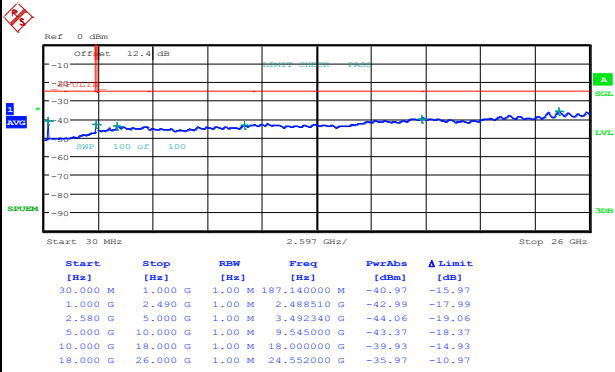
Date: 22.DEC.2014 16:57:19



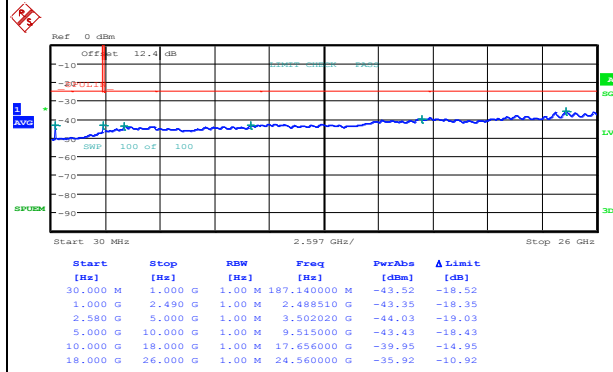
LTE Band 7 / 15MHz

Lowest Channel / QPSK

Lowest Channel / 16QAM



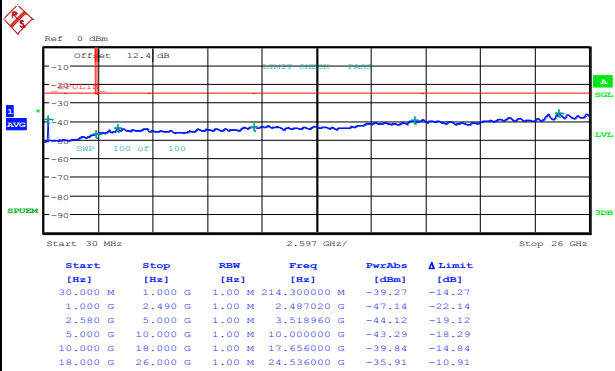
Date: 23.DEC.2014 09:27:36



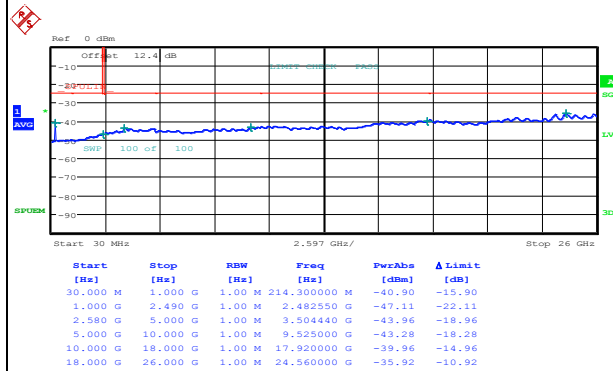
Date: 23.DEC.2014 09:28:46

Middle Channel / QPSK

Middle Channel / 16QAM



Date: 23.DEC.2014 09:30:43

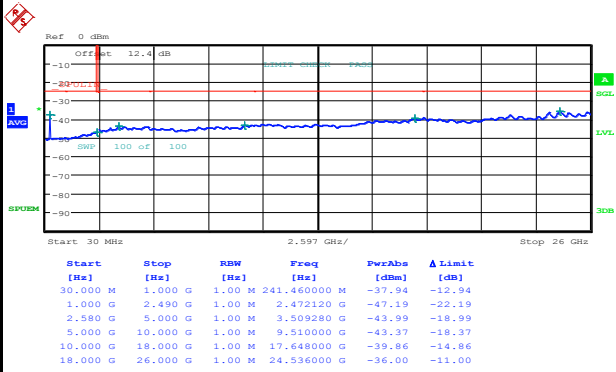


Date: 23.DEC.2014 09:31:53



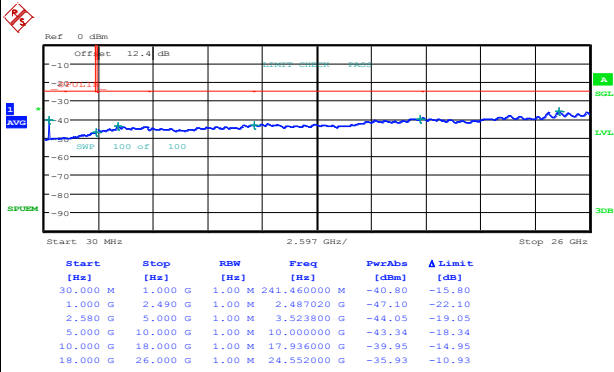
LTE Band7 / 15MHz

Highest Channel / QPSK



Date: 23.DEC.2014 09:38:29

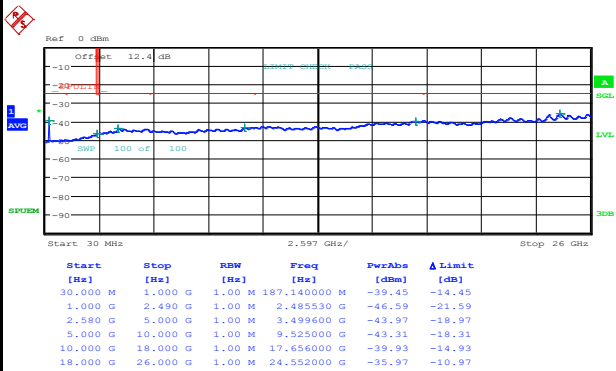
Highest Channel / 16QAM



Date: 23.DEC.2014 09:39:39

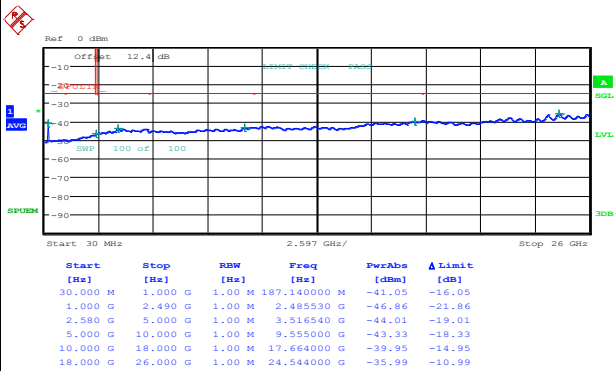
LTE Band 7 / 20MHz

Lowest Channel / QPSK



Date: 23.DEC.2014 09:46:19

Lowest Channel / 16QAM



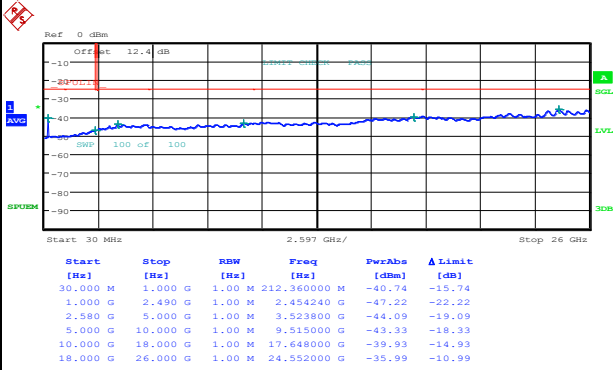
Date: 23.DEC.2014 09:47:29



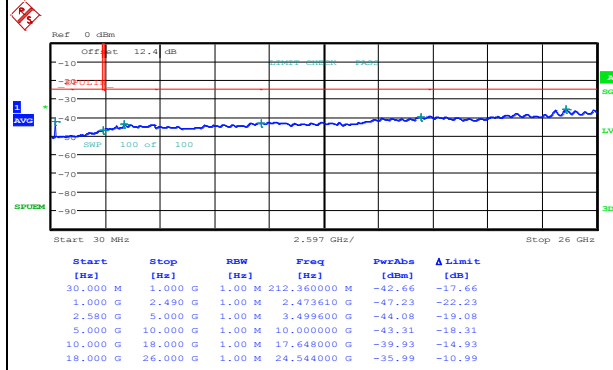
LTE Band 7 / 20MHz

Middle Channel / QPSK

Middle Channel / 16QAM



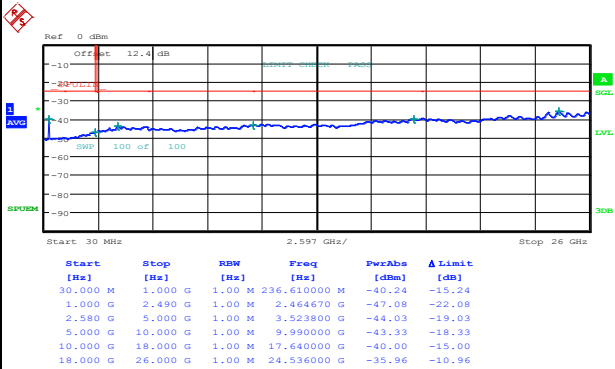
Date: 23.DEC.2014 09:49:26



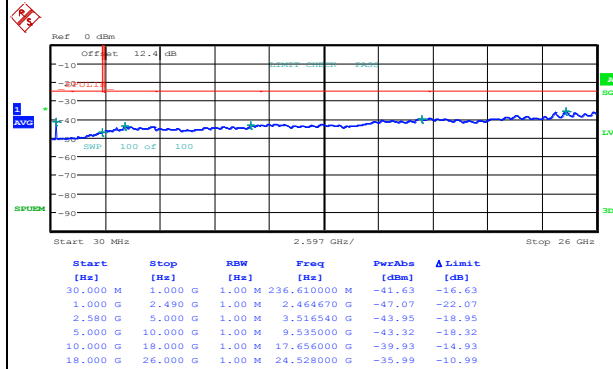
Date: 23.DEC.2014 09:50:37

Highest Channel / QPSK

Highest Channel / 16QAM



Date: 23.DEC.2014 09:57:16



Date: 23.DEC.2014 09:58:25



**Frequency Stability**

Test Conditions		LTE Band 2 (QPSK) / Middle Channel	Limit
Temperature (°C)	Voltage (Volt)	BW 10MHz	Note 2.
		Deviation (ppm)	Result
50	Normal Voltage	0.0001	PASS
40	Normal Voltage	0.0005	
30	Normal Voltage	0.0003	
20(Ref.)	Normal Voltage	0.0000	
10	Normal Voltage	0.0007	
0	Normal Voltage	0.0007	
-10	Normal Voltage	0.0002	
-20	Normal Voltage	0.0009	
-30	Normal Voltage	0.0013	
20	Maximum Voltage	0.0005	
20	Normal Voltage	0.0000	
20	Battery End Point	0.0003	

**Note:**

1. Normal Voltage = 3.7 V. ; Battery End Point (BEP) = 3.5 V. ; Maximum Voltage =4.1 V
2. Note: The frequency fundamental emissions stay within the authorized frequency block based on the frequency deviation measured is small.



Test Conditions		LTE Band 5 (QPSK) / Middle Channel	Limit
Temperature (°C)	Voltage (Volt)	BW 10MHz	2.5ppm
		Deviation (ppm)	Result
50	Normal Voltage	0.0002	PASS
40	Normal Voltage	0.0008	
30	Normal Voltage	0.0001	
20(Ref.)	Normal Voltage	0.0000	
10	Normal Voltage	0.0005	
0	Normal Voltage	0.0018	
-10	Normal Voltage	0.0017	
-20	Normal Voltage	0.0008	
-30	Normal Voltage	0.0005	
20	Maximum Voltage	0.0011	
20	Normal Voltage	0.0000	
20	Battery End Point	0.0001	

**Note:**

1. Normal Voltage = 3.7 V. ; Battery End Point (BEP) = 3.5 V. ; Maximum Voltage =4.1 V
2. Note: The frequency fundamental emissions stay within the authorized frequency block based on the frequency deviation measured is small.



Test Conditions		LTE Band 7 (QPSK) / Middle Channel	Limit
Temperature (°C)	Voltage (Volt)	BW 10MHz	Note 2.
		Deviation (ppm)	Result
50	Normal Voltage	0.0002	PASS
40	Normal Voltage	0.0003	
30	Normal Voltage	0.0008	
20(Ref.)	Normal Voltage	0.0000	
10	Normal Voltage	0.0001	
0	Normal Voltage	0.0001	
-10	Normal Voltage	0.0007	
-20	Normal Voltage	0.0004	
-30	Normal Voltage	0.0000	
20	Maximum Voltage	0.0009	
20	Normal Voltage	0.0000	
20	Battery End Point	0.0002	

**Note:**

1. Normal Voltage = 3.7 V. ; Battery End Point (BEP) = 3.5 V. ; Maximum Voltage =4.1 V
2. Note: The frequency fundamental emissions stay within the authorized frequency block based on the frequency deviation measured is small.





## Appendix B. Test Results of Radiated Test

### ERP/EIRP

LTE Band 2 / 1.4MHz							
Channel	Modulation	RB		Horizontal		Vertical	
		Size	Offset	EIRP(dBm)	EIRP(W)	EIRP(dBm)	EIRP(W)
Lowest	QPSK	1	0	22.85	0.1928	21.21	0.1321
Middle		1	0	22.41	0.1742	20.89	0.1227
Highest		1	0	21.77	0.1503	20.27	0.1064
Lowest	16QAM	1	0	20.91	0.1233	19.37	0.0865
Middle		1	0	21.74	0.1493	20.19	0.1045
Highest		1	0	22.03	0.1596	20.54	0.1132
Limit	EIRP < 2W			Result		PASS	

LTE Band 2 / 3MHz							
Channel	Modulation	RB		Horizontal		Vertical	
		Size	Offset	EIRP(dBm)	EIRP(W)	EIRP(dBm)	EIRP(W)
Lowest	QPSK	1	0	23.17	0.2075	21.47	0.1403
Middle		1	0	22.61	0.1824	21.01	0.1262
Highest		1	0	21.92	0.1556	20.34	0.1081
Lowest	16QAM	1	0	22.04	0.1600	20.51	0.1125
Middle		1	0	21.16	0.1306	20.23	0.1054
Highest		1	0	20.94	0.1242	19.32	0.0855
Limit	EIRP < 2W			Result		PASS	



LTE Band 2 / 5MHz							
Channel	Modulation	RB		Horizontal		Vertical	
		Size	Offset	EIRP(dBm)	EIRP(W)	EIRP(dBm)	EIRP(W)
Lowest	QPSK	1	0	23.12	0.2051	21.50	0.1413
Middle		1	0	22.70	0.1862	21.07	0.1279
Highest		1	0	22.01	0.1589	20.41	0.1099
Lowest	16QAM	1	0	21.63	0.1455	20.48	0.1117
Middle		1	0	21.65	0.1462	19.82	0.0959
Highest		1	0	20.44	0.1107	19.13	0.0818
Limit	EIRP < 2W			Result		PASS	

LTE Band 2 / 10MHz							
Channel	Modulation	RB		Horizontal		Vertical	
		Size	Offset	EIRP(dBm)	EIRP(W)	EIRP(dBm)	EIRP(W)
Lowest	QPSK	1	0	23.34	0.2158	21.48	0.1406
Middle		1	0	22.95	0.1972	21.21	0.1321
Highest		1	0	22.27	0.1687	20.76	0.1191
Lowest	16QAM	1	0	22.04	0.1600	21.32	0.1355
Middle		1	0	22.12	0.1629	20.91	0.1233
Highest		1	0	21.83	0.1524	20.26	0.1062
Limit	EIRP < 2W			Result		PASS	



LTE Band 2 / 15MHz							
Channel	Modulation	RB		Horizontal		Vertical	
		Size	Offset	EIRP(dBm)	EIRP(W)	EIRP(dBm)	EIRP(W)
Lowest	QPSK	1	0	23.27	0.2123	21.79	0.1510
Middle		1	0	22.86	0.1932	21.35	0.1365
Highest		1	0	22.49	0.1774	20.87	0.1222
Lowest	16QAM	1	0	22.99	0.1991	21.49	0.1409
Middle		1	0	22.30	0.1698	20.76	0.1191
Highest		1	0	22.37	0.1726	20.04	0.1009
Limit	EIRP < 2W			Result		PASS	

LTE Band 2 / 20MHz							
Channel	Modulation	RB		Horizontal		Vertical	
		Size	Offset	EIRP(dBm)	EIRP(W)	EIRP(dBm)	EIRP(W)
Lowest	QPSK	1	0	23.27	0.2123	21.86	0.1535
Middle		1	0	23.06	0.2023	21.58	0.1439
Highest		1	0	22.69	0.1858	20.98	0.1253
Lowest	16QAM	1	0	22.98	0.1986	21.42	0.1387
Middle		1	0	22.14	0.1637	20.75	0.1189
Highest		1	0	21.90	0.1549	20.34	0.1081
Limit	EIRP < 2W			Result		PASS	



LTE Band 5 / 1.4MHz							
Channel	Modulation	RB		Horizontal		Vertical	
		Size	Offset	ERP(dBm)	ERP(W)	ERP(dBm)	ERP(W)
Lowest	QPSK	1	0	21.83	0.1524	9.08	0.0081
Middle		1	0	21.34	0.1361	9.62	0.0092
Highest		1	0	20.91	0.1233	10.50	0.0112
Lowest	16QAM	1	0	20.39	0.1094	8.10	0.0065
Middle		1	0	20.22	0.1052	8.94	0.0078
Highest		1	0	19.91	0.0979	9.21	0.0083
Limit	ERP < 7W			Result		PASS	

LTE Band 5 / 3MHz							
Channel	Modulation	RB		Horizontal		Vertical	
		Size	Offset	ERP(dBm)	ERP(W)	ERP(dBm)	ERP(W)
Lowest	QPSK	1	0	21.49	0.1409	9.04	0.0080
Middle		1	0	21.39	0.1377	9.82	0.0096
Highest		1	0	20.81	0.1205	10.16	0.0104
Lowest	16QAM	1	0	20.91	0.1233	8.16	0.0065
Middle		1	0	20.29	0.1069	8.15	0.0065
Highest		1	0	19.82	0.0959	8.56	0.0072
Limit	ERP < 7W			Result		PASS	



LTE Band 5 / 5MHz							
Channel	Modulation	RB		Horizontal		Vertical	
		Size	Offset	ERP(dBm)	ERP(W)	ERP(dBm)	ERP(W)
Lowest	QPSK	1	0	21.33	0.1358	8.91	0.0078
Middle		1	0	21.25	0.1334	9.31	0.0085
Highest		1	0	20.87	0.1222	10.00	0.0100
Lowest	16QAM	1	0	19.84	0.0964	8.74	0.0075
Middle		1	0	20.17	0.1040	9.04	0.0080
Highest		1	0	20.66	0.1164	8.63	0.0073
Limit	ERP < 7W			Result		PASS	

LTE Band 5 / 10MHz							
Channel	Modulation	RB		Horizontal		Vertical	
		Size	Offset	ERP(dBm)	ERP(W)	ERP(dBm)	ERP(W)
Lowest	QPSK	1	0	21.41	0.1384	9.12	0.0082
Middle		1	0	21.39	0.1377	9.62	0.0092
Highest		1	0	21.24	0.1330	9.93	0.0098
Lowest	16QAM	1	0	20.66	0.1164	8.55	0.0072
Middle		1	0	20.57	0.1140	8.38	0.0069
Highest		1	0	20.47	0.1114	8.60	0.0072
Limit	ERP < 7W			Result		PASS	



LTE Band 7 / 5MHz							
Channel	Modulation	RB		Horizontal		Vertical	
		Size	Offset	EIRP(dBm)	EIRP(W)	EIRP(dBm)	EIRP(W)
Lowest	QPSK	1	0	24.84	0.3048	22.32	0.1706
Middle		1	0	24.40	0.2754	22.14	0.1637
Highest		1	0	24.19	0.2624	22.32	0.1706
Lowest	16QAM	1	0	23.87	0.2438	21.63	0.1455
Middle		1	0	23.83	0.2415	21.61	0.1449
Highest		1	0	23.30	0.2138	21.34	0.1361
Limit	EIRP < 2W			Result		PASS	

LTE Band 7 / 10MHz							
Channel	Modulation	RB		Horizontal		Vertical	
		Size	Offset	EIRP(dBm)	EIRP(W)	EIRP(dBm)	EIRP(W)
Lowest	QPSK	1	0	25.01	0.3170	22.57	0.1807
Middle		1	0	24.51	0.2825	22.31	0.1702
Highest		1	0	24.68	0.2938	22.65	0.1841
Lowest	16QAM	1	0	24.07	0.2553	21.55	0.1429
Middle		1	0	23.83	0.2415	21.66	0.1466
Highest		1	0	23.62	0.2301	20.95	0.1245
Limit	EIRP < 2W			Result		PASS	



LTE Band 7 / 15MHz							
Channel	Modulation	RB		Horizontal		Vertical	
		Size	Offset	EIRP(dBm)	EIRP(W)	EIRP(dBm)	EIRP(W)
Lowest	QPSK	1	0	24.76	0.2992	22.48	0.1770
Middle		1	0	24.59	0.2877	22.15	0.1641
Highest		1	0	24.94	0.3119	22.79	0.1901
Lowest	16QAM	1	0	24.16	0.2606	22.04	0.1600
Middle		1	0	23.74	0.2366	21.43	0.1390
Highest		1	0	23.66	0.2323	21.57	0.1435
Limit	EIRP < 2W			Result		PASS	

LTE Band 7 / 20MHz							
Channel	Modulation	RB		Horizontal		Vertical	
		Size	Offset	EIRP(dBm)	EIRP(W)	EIRP(dBm)	EIRP(W)
Lowest	QPSK	1	0	24.86	0.3062	22.37	0.1726
Middle		1	0	24.40	0.2754	22.23	0.1671
Highest		1	0	24.59	0.2877	22.55	0.1799
Lowest	16QAM	1	0	24.69	0.2944	22.34	0.1714
Middle		1	0	23.79	0.2393	21.32	0.1355
Highest		1	0	24.18	0.2618	22.04	0.1600
Limit	EIRP < 2W			Result		PASS	



### Radiated Spurious Emission

LTE Band 2 / 1.4MHz / QPSK / RB Size 1 Offset 0									
Channel	Frequency ( MHz )	EIRP ( dBm )	Limit ( dBm )	Over Limit ( dB )	SPA Reading (dBm)	S.G. Power ( dBm )	TX Cable loss ( dB )	TX Antenna Gain (dBi)	Polarization (H/V)
Lowest	3700	-30.55	-13	-17.55	-48.85	-37.12	1.67	8.24	H
	5548	-51.30	-13	-38.30	-74.88	-58.37	2.65	9.72	H
	7403	-37.40	-13	-24.40	-66.31	-46.55	2.46	11.61	H
	9251	-38.58	-13	-25.58	-69.49	-48.64	2.54	12.60	H
	3700	-34.32	-13	-21.32	-52.38	-40.89	1.67	8.24	V
	5548	-52.40	-13	-39.40	-74.64	-59.47	2.65	9.72	V
	7403	-41.33	-13	-28.33	-69.66	-50.48	2.46	11.61	V
	9251	-40.51	-13	-27.51	-71.27	-50.57	2.54	12.60	V
Middle	3763	-31.94	-13	-18.94	-51.08	-38.57	1.69	8.32	H
	5639	-51.73	-13	-38.73	-75.5	-58.78	2.71	9.76	H
	7522	-40.18	-13	-27.18	-69.19	-49.57	2.42	11.81	H
	9398	-43.50	-13	-30.50	-74.53	-53.47	2.57	12.54	H
	3763	-36.51	-13	-23.51	-54.84	-43.14	1.69	8.32	V
	5639	-52.28	-13	-39.28	-74.9	-59.33	2.71	9.76	V
	7522	-43.22	-13	-30.22	-71.27	-52.61	2.42	11.81	V
	9398	-46.50	-13	-33.50	-75.67	-56.47	2.57	12.54	V
Highest	3819	-26.95	-13	-13.95	-46.58	-31.48	1.70	8.38	H
	5730	-48.53	-13	-35.53	-72.76	-53.41	2.76	9.79	H
	7634	-38.50	-13	-25.50	-67.12	-45.84	2.39	11.88	H
	9545	-39.49	-13	-26.49	-71.47	-47.21	2.60	12.47	H
	3819	-30.74	-13	-17.74	-49.6	-35.27	1.70	8.38	V
	5730	-50.22	-13	-37.22	-73.66	-55.1	2.76	9.79	V
	7634	-43.03	-13	-30.03	-71.09	-50.37	2.39	11.88	V
	9545	-42.66	-13	-29.66	-72.21	-50.38	2.60	12.47	V

Remark: Spurious emissions within 30-1000MHz were found more than 20dB below limit line.





LTE Band 2 / 3MHz / QPSK / RB Size 1 Offset 0									
Channel	Frequency ( MHz )	EIRP ( dBm )	Limit ( dBm )	Over Limit ( dB )	SPA Reading (dBm)	S.G. Power ( dBm )	TX Cable loss ( dB )	TX Antenna Gain (dBi)	Polarization (H/V)
Lowest	3700	-28.11	-13	-15.11	-46.76	-34.68	1.67	8.24	H
	5548	-50.21	-13	-37.21	-73.77	-57.28	2.65	9.72	H
	7403	-35.53	-13	-22.53	-64.81	-44.68	2.46	11.61	H
	9251	-37.75	-13	-24.75	-68.6	-47.81	2.54	12.60	H
	3700	-33.01	-13	-20.01	-51.8	-39.58	1.67	8.24	V
	5548	-50.93	-13	-37.93	73.1	-58	2.65	9.72	V
	7403	-40.22	-13	-27.22	-68.73	-49.37	2.46	11.61	V
Middle	9251	-41.23	-13	-28.23	-72.03	-51.29	2.54	12.60	V
	3756	-28.38	-13	-15.38	-47.38	-35	1.68	8.31	H
	5639	-48.62	-13	-35.62	-72.53	-55.67	2.71	9.76	H
	7515	-37.12	-13	-24.12	-66.36	-46.5	2.42	11.81	H
	9391	-39.78	-13	-26.78	-71.14	-49.76	2.57	12.54	H
	3756	-31.72	-13	-18.72	-50.52	-38.34	1.68	8.31	V
	5639	-52.76	-13	-39.76	-75.12	-59.81	2.71	9.76	V
Highest	7515	-41.23	-13	-28.23	-69.44	-50.61	2.42	11.81	V
	9391	-41.39	-13	-28.39	-71.06	-51.37	2.57	12.54	V
	3812	-26.32	-13	-13.32	-46.06	-30.84	1.70	8.37	H
	5723	-42.47	-13	-29.47	-66.61	-47.36	2.75	9.79	H
	7627	-37.55	-13	-24.55	-65.78	-44.89	2.39	11.88	H
	9538	-40.27	-13	-27.27	-71.8	-48	2.60	12.48	H
	3812	-31.68	-13	-18.68	-50.26	-36.2	1.70	8.37	V
5723	-47.41	-13	-34.41	-70.48	-52.3	2.75	9.79	V	
7627	-42.83	-13	-29.83	-70.36	-50.17	2.39	11.88	V	
9538	-42.07	-13	-29.07	-71.88	-49.8	2.60	12.48	V	

Remark: Spurious emissions within 30-1000MHz were found more than 20dB below limit line.



LTE Band 2 / 5MHz / QPSK / RB Size 1 Offset 0									
Channel	Frequency ( MHz )	EIRP ( dBm )	Limit ( dBm )	Over Limit ( dB )	SPA Reading (dBm)	S.G. Power ( dBm )	TX Cable loss ( dB )	TX Antenna Gain (dBi)	Polarization (H/V)
Lowest	3700	-27.64	-13	-14.64	-46.18	-34.21	1.67	8.24	H
	5548	-50.73	-13	-37.73	-74.14	-57.8	2.65	9.72	H
	7403	-35.99	-13	-22.99	-64.83	-45.14	2.46	11.61	H
	9251	-38.36	-13	-25.36	-69.39	-48.42	2.54	12.60	H
	3700	-32.34	-13	-19.34	-51.25	-38.91	1.67	8.24	V
	5548	-52.33	-13	-39.33	-74.58	-59.4	2.65	9.72	V
	7403	-39.45	-13	-26.45	-67.76	-48.6	2.46	11.61	V
Middle	9251	-41.54	-13	-28.54	-72.15	-51.6	2.54	12.60	V
	3756	-28.66	-13	-15.66	-47.66	-35.28	1.68	8.31	H
	5632	-49.28	-13	-36.28	-72.61	-56.33	2.70	9.75	H
	7508	-38.10	-13	-25.10	-67.4	-47.48	2.43	11.80	H
	9391	-39.44	-13	-26.44	-71.05	-49.42	2.57	12.54	H
	3756	-31.85	-13	-18.85	-50.61	-38.47	1.68	8.31	V
	5632	-53.16	-13	-40.16	-75.2	-60.21	2.70	9.75	V
Highest	7508	-40.22	-13	-27.22	-68.94	-49.6	2.43	11.80	V
	9391	-42.49	-13	-29.49	-71.46	-52.47	2.57	12.54	V
	3812	-27.48	-13	-14.48	-46.56	-32	1.70	8.37	H
	5716	-43.73	-13	-30.73	-68.01	-48.62	2.75	9.79	H
	7620	-37.67	-13	-24.67	-66.35	-45	2.39	11.87	H
	9524	-40.46	-13	-27.46	-72	-48.2	2.59	12.49	H
	3812	-31.48	-13	-18.48	-50.11	-36	1.70	8.37	V
	5716	-48.23	-13	-35.23	-71.79	-53.12	2.75	9.79	V
7620	-42.28	-13	-29.28	-70.74	-49.61	2.39	11.87	V	
9524	-42.38	-13	-29.38	-72.16	-50.12	2.59	12.49	V	

Remark: Spurious emissions within 30-1000MHz were found more than 20dB below limit line.



LTE Band 2 / 10MHz / QPSK / RB Size 1 Offset 0									
Channel	Frequency ( MHz )	EIRP ( dBm )	Limit ( dBm )	Over Limit ( dB )	SPA Reading (dBm)	S.G. Power ( dBm )	TX Cable loss ( dB )	TX Antenna Gain (dBi)	Polarization (H/V)
Lowest	3700	-27.54	-13	-14.54	-46.35	-34.11	1.67	8.24	H
	5555	-50.88	-13	-37.88	-74.58	-57.95	2.66	9.72	H
	7403	-36.63	-13	-23.63	-65.78	-45.78	2.46	11.61	H
	9251	-39.52	-13	-26.52	-69.97	-49.58	2.54	12.60	H
	3700	-33.01	-13	-20.01	-51.62	-39.58	1.67	8.24	V
	5555	-53.51	-13	-40.51	-75.62	-60.58	2.66	9.72	V
	7403	-40.73	-13	-27.73	-68.91	-49.88	2.46	11.61	V
Middle	9251	-40.44	-13	-27.44	-71.24	-50.5	2.54	12.60	V
	3749	-26.65	-13	-13.65	-45.9	-33.27	1.68	8.30	H
	5625	-49.54	-13	-36.54	-73.44	-56.59	2.70	9.75	H
	7501	-37.01	-13	-24.01	-65.83	-46.38	2.43	11.80	H
	9377	-38.51	-13	-25.51	-69.84	-48.5	2.56	12.55	H
	3749	-31.65	-13	-18.65	-49.9	-38.27	1.68	8.30	V
	5625	-52.43	-13	-39.43	-74.09	-59.48	2.70	9.75	V
Highest	7501	-40.30	-13	-27.30	-68.43	-49.67	2.43	11.80	V
	9377	-41.34	-13	-28.34	-70.98	-51.33	2.56	12.55	V
	3805	-26.16	-13	-13.16	-45.52	-30.68	1.70	8.37	H
	5702	-46.44	-13	-33.44	-70.93	-51.33	2.74	9.78	H
	7606	-37.28	-13	-24.28	-66.13	-44.6	2.40	11.86	H
	9503	-39.58	-13	-26.58	-71.28	-47.34	2.59	12.50	H
	3805	-31.75	-13	-18.75	-50.44	-36.27	1.70	8.37	V
5702	-52.28	-13	-39.28	-75.03	-57.17	2.74	9.78	V	
7606	-40.69	-13	-27.69	-68.5	-48.01	2.40	11.86	V	
9503	-42.41	-13	-29.41	-71.92	-50.17	2.59	12.50	V	

Remark: Spurious emissions within 30-1000MHz were found more than 20dB below limit line.



LTE Band 2 / 15MHz / QPSK / RB Size 1 Offset 0									
Channel	Frequency ( MHz )	EIRP ( dBm )	Limit ( dBm )	Over Limit ( dB )	SPA Reading (dBm)	S.G. Power ( dBm )	TX Cable loss ( dB )	TX Antenna Gain (dBi)	Polarization (H/V)
Lowest	3700	-29.64	-13	-16.64	-47.76	-36.21	1.67	8.24	H
	5550	-54.01	-13	-41.01	-76.77	-61.08	2.65	9.72	H
	7400	-37.17	-13	-24.17	-65.4	-46.31	2.46	11.60	H
	9250	-39.80	-13	-26.80	-69.86	-49.86	2.54	12.60	H
	3700	-33.75	-13	-20.75	-52.18	-40.32	1.67	8.24	V
	5550	-55.24	-13	-42.24	-76.49	-62.31	2.65	9.72	V
	7403	-40.43	-13	-27.43	-67.87	-49.58	2.46	11.61	V
Middle	9250	-42.96	-13	-29.96	-72.81	-53.02	2.54	12.60	V
	3749	-27.66	-13	-14.66	-46.45	-34.28	1.68	8.30	H
	5618	-51.31	-13	-38.31	-74.33	-58.36	2.69	9.75	H
	7497	-35.65	-13	-22.65	-63.84	-45.01	2.43	11.79	H
	9370	-38.66	-13	-25.66	-69.84	-48.65	2.56	12.55	H
	3749	-30.90	-13	-17.90	-49.4	-37.52	1.68	8.30	V
	5618	-53.20	-13	-40.20	-74.75	-60.25	2.69	9.75	V
Highest	7497	-38.16	-13	-25.16	-66.28	-47.52	2.43	11.79	V
	9370	-40.57	-13	-27.57	-70.41	-50.56	2.56	12.55	V
	3791	-26.71	-13	-13.71	-45.42	-31.21	1.70	8.35	H
	5685	-50.13	-13	-37.13	-74.06	-55.02	2.73	9.77	H
	7585	-36.71	-13	-23.71	-64.52	-44.01	2.40	11.85	H
	9482	-39.29	-13	-26.29	-70.69	-47.06	2.59	12.51	H
	3791	-32.05	-13	-19.05	-50.34	-36.55	1.70	8.35	V
	5685	-52.32	-13	-39.32	-74.89	-57.21	2.73	9.77	V
	7585	-41.25	-13	-28.25	-68.95	-48.55	2.40	11.85	V
	9482	-43.69	-13	-30.69	-72.23	-51.46	2.59	12.51	V

Remark: Spurious emissions within 30-1000MHz were found more than 20dB below limit line.



LTE Band 2 / 20MHz / QPSK / RB Size 1 Offset 0									
Channel	Frequency ( MHz )	EIRP ( dBm )	Limit ( dBm )	Over Limit ( dB )	SPA Reading (dBm)	S.G. Power ( dBm )	TX Cable loss ( dB )	TX Antenna Gain (dBi)	Polarization (H/V)
Lowest	3700	-30.44	-13	-17.44	-48.68	-37.01	1.67	8.24	H
	5550	-50.79	-13	-37.79	-73.89	-57.86	2.65	9.72	H
	7400	-36.25	-13	-23.25	-64.31	-45.39	2.46	11.60	H
	9250	-40.31	-13	-27.31	-70.67	-50.37	2.54	12.60	H
	3700	-33.95	-13	-20.95	-52.33	-40.52	1.67	8.24	V
	5550	-51.00	-13	-38.00	-72.55	-58.07	2.65	9.72	V
	7400	-40.99	-13	-27.99	-68.31	-50.13	2.46	11.60	V
Middle	9250	-42.01	-13	-29.01	-71.69	-52.07	2.54	12.60	V
	3742	-27.91	-13	-14.91	-46.55	-34.52	1.68	8.29	H
	5610	-51.95	-13	-38.95	-75.04	-59.01	2.69	9.74	H
	7487	-34.21	-13	-21.21	-63.25	-43.55	2.43	11.77	H
	9356	-39.69	-13	-26.69	-70.17	-49.69	2.56	12.56	H
	3742	-32.02	-13	-19.02	-50.49	-38.63	1.68	8.29	V
	5610	-53.90	-13	-40.90	-74.92	-60.96	2.69	9.74	V
Highest	7487	-38.24	-13	-25.24	-66.05	-47.58	2.43	11.77	V
	9356	-40.59	-13	-27.59	-69.33	-50.59	2.56	12.56	V
	3784	-28.02	-13	-15.02	-46.94	-32.52	1.69	8.34	H
	5670	-52.38	-13	-39.38	-76.07	-57.28	2.72	9.77	H
	7564	-37.35	-13	-24.35	-65.5	-44.63	2.41	11.84	H
	9454	-41.84	-13	-28.84	-72.99	-49.63	2.58	12.52	H
	3784	-34.02	-13	-21.02	-34.88	-38.52	1.69	8.34	V
	5670	-53.73	-13	-40.73	-54.62	-58.63	2.72	9.77	V
7564	-42.37	-13	-29.37	-42.53	-49.65	2.41	11.84	V	
9454	-44.55	-13	-31.55	-45.43	-52.34	2.58	12.52	V	

Remark: Spurious emissions within 30-1000MHz were found more than 20dB below limit line.



LTE Band 5 / 1.4MHz / QPSK / RB Size 1 Offset 0									
Channel	Frequency ( MHz )	EIRP ( dBm )	Limit ( dBm )	Over Limit ( dB )	SPA Reading (dBm)	S.G. Power ( dBm )	TX Cable loss ( dB )	TX Antenna Gain (dBi)	Polarization (H/V)
Lowest	1648	-46.55	-13	-33.55	-56.4	-48.31	0.98	4.89	H
	2472	-44.00	-13	-31.00	-57.18	-45.88	1.28	5.32	H
	3296	-44.17	-13	-31.17	-60.6	-47.58	1.54	7.10	H
	1648	-44.26	-13	-31.26	-52.5	-46.02	0.98	4.89	V
	2472	-43.73	-13	-30.73	-59.2	-45.61	1.28	5.32	V
	3296	-45.38	-13	-32.38	-60.88	-48.79	1.54	7.10	V
Middle	1672	-44.21	-13	-31.21	-54.06	-45.89	0.99	4.82	H
	2512	-39.31	-13	-26.31	-52.88	-41.28	1.29	5.41	H
	3344	-44.40	-13	-31.40	-60.64	-48.01	1.56	7.31	H
	1672	-41.50	-13	-28.50	-48.65	-43.18	0.99	4.82	V
	2512	-39.25	-13	-26.25	-54.48	-41.22	1.29	5.41	V
	3344	-45.66	-13	-32.66	-60.91	-49.27	1.56	7.31	V
Highest	1696	-44.61	-13	-31.61	-54.31	-46.21	1.00	4.75	H
	2544	-44.39	-13	-31.39	-58.44	-46.37	1.30	5.44	H
	3392	-45.42	-13	-32.42	-61.6	-49.22	1.57	7.52	H
	1696	-43.51	-13	-30.51	-51.4	-45.11	1.00	4.75	V
	2544	-43.31	-13	-30.31	-58.59	-45.29	1.30	5.44	V
	3392	-46.84	-13	-33.84	-62.82	-50.64	1.57	7.52	V

Remark: Spurious emissions within 30-1000MHz were found more than 20dB below limit line.



LTE Band 5 / 3MHz / QPSK / RB Size 1 Offset 0									
Channel	Frequency ( MHz )	ERP ( dBm )	Limit ( dBm )	Over Limit ( dB )	SPA Reading (dBm)	S.G. Power ( dBm )	TX Cable loss ( dB )	TX Antenna Gain (dBi)	Polarization (H/V)
Lowest	1648	-50.41	-13	-37.41	-59.99	-52.17	0.98	4.89	H
	2472	-39.34	-13	-26.34	-52.8	-41.22	1.28	5.32	H
	3296	-45.17	-13	-32.17	-62.16	-48.58	1.54	7.10	H
	1648	-47.11	-13	-34.11	-55.5	-48.87	0.98	4.89	V
	2472	-37.66	-13	-24.66	-53.05	-39.54	1.28	5.32	V
	3296	-51.71	-13	-38.71	-67.16	-55.12	1.54	7.10	V
Middle	1672	-44.21	-13	-31.21	-53.47	-45.89	0.99	4.82	H
	2504	-41.12	-13	-28.12	-54.18	-43.08	1.29	5.40	H
	3344	-46.27	-13	-33.27	-62.43	-49.88	1.56	7.31	H
	1672	-43.53	-13	-30.53	-50.34	-45.21	0.99	4.82	V
	2504	-40.22	-13	-27.22	-55.8	-42.18	1.29	5.40	V
	3344	-50.39	-13	-37.39	-65.46	-54	1.56	7.31	V
Highest	1696	-47.18	-13	-34.18	-57.36	-48.78	1.00	4.75	H
	2536	-43.30	-13	-30.30	-56.83	-45.28	1.30	5.43	H
	3384	-47.53	-13	-34.53	-63.53	-51.3	1.57	7.49	H
	1696	-43.61	-13	-30.61	-51.69	-45.21	1.00	4.75	V
	2536	-40.19	-13	-27.19	-55.88	-42.17	1.30	5.43	V
	3384	-49.78	-13	-36.78	-65.43	-53.55	1.57	7.49	V

Remark: Spurious emissions within 30-1000MHz were found more than 20dB below limit line.



LTE Band 5 / 5MHz / QPSK / RB Size 1 Offset 0									
Channel	Frequency ( MHz )	ERP ( dBm )	Limit ( dBm )	Over Limit ( dB )	SPA Reading (dBm)	S.G. Power ( dBm )	TX Cable loss ( dB )	TX Antenna Gain (dBi)	Polarization (H/V)
Lowest	1648	-52.52	-13	-39.52	-62.58	-54.28	0.98	4.89	H
	2472	-46.60	-13	-33.60	-58.77	-48.48	1.28	5.32	H
	3296	-46.19	-13	-33.19	-62.98	-49.6	1.54	7.10	H
	1648	-49.45	-13	-36.45	-57.31	-51.21	0.98	4.89	V
	2472	-44.51	-13	-31.51	-60.11	-46.39	1.28	5.32	V
	3296	-52.48	-13	-39.48	-68.14	-55.89	1.54	7.10	V
Middle	1672	-44.69	-13	-31.69	-53.47	-46.37	0.99	4.82	H
	2504	-39.62	-13	-26.62	-52.32	-41.58	1.29	5.40	H
	3336	-46.71	-13	-33.71	-62.77	-50.29	1.55	7.28	H
	1672	-42.50	-13	-29.50	-50.05	-44.18	0.99	4.82	V
	2504	-37.62	-13	-24.62	-52.91	-39.58	1.29	5.40	V
	3336	-49.31	-13	-36.31	-64.39	-52.89	1.55	7.28	V
Highest	1688	-50.37	-13	-37.37	-59.35	-52	1.00	4.77	H
	2536	-40.20	-13	-27.20	-53.8	-42.18	1.30	5.43	H
	3376	-49.27	-13	-36.27	-65.54	-53.01	1.57	7.45	H
	1688	-49.70	-13	-36.70	-56.88	-51.33	1.00	4.77	V
	2536	-40.19	-13	-27.19	-55.6	-42.17	1.30	5.43	V
	3376	-53.68	-13	-40.68	-69.56	-57.42	1.57	7.45	V

Remark: Spurious emissions within 30-1000MHz were found more than 20dB below limit line.





LTE Band 5 / 10MHz / QPSK / RB Size 1 Offset 0									
Channel	Frequency ( MHz )	ERP ( dBm )	Limit ( dBm )	Over Limit ( dB )	SPA Reading (dBm)	S.G. Power ( dBm )	TX Cable loss ( dB )	TX Antenna Gain (dBi)	Polarization (H/V)
Lowest	1651	-54.42	-13	-41.42	-64.38	-56.17	0.98	4.88	H
	2476	-51.38	-13	-38.38	-64.96	-53.27	1.28	5.33	H
	3301	-51.65	-13	-38.65	-67.61	-55.08	1.54	7.12	H
	1651	-55.49	-13	-42.49	-62.83	-57.24	0.98	4.88	V
	2476	-52.40	-13	-39.40	-67.46	-54.29	1.28	5.33	V
	3301	-53.65	-13	-40.65	-69.29	-57.08	1.54	7.12	V
Middle	1666	-49.63	-13	-36.63	-59.48	-51.33	0.99	4.84	H
	2500	-45.52	-13	-32.52	-58.48	-47.48	1.29	5.40	H
	3331	-49.33	-13	-36.33	-65.91	-52.89	1.55	7.26	H
	1666	-45.51	-13	-32.51	-52.54	-47.21	0.99	4.84	V
	2500	-43.65	-13	-30.65	-58.57	-45.61	1.29	5.40	V
	3331	-52.33	-13	-39.33	-68.22	-55.89	1.55	7.26	V
Highest	1680	-52.24	-13	-39.24	-40.34	-53.89	0.99	4.80	H
	2520	-41.57	-13	-28.57	-29.33	-43.54	1.30	5.42	H
	3360	-49.61	-13	-36.61	-37.55	-53.28	1.56	7.38	H
	1680	-50.23	-13	-37.23	-57.55	-51.88	0.99	4.80	V
	2520	-41.41	-13	-28.41	-57.15	-43.38	1.30	5.42	V
	3360	-52.22	-13	-39.22	-67.51	-55.89	1.56	7.38	V

Remark: Spurious emissions within 30-1000MHz were found more than 20dB below limit line.



LTE Band 7 / 5MHz / QPSK / RB Size 1 Offset 0									
Channel	Frequency ( MHz )	ERP ( dBm )	Limit ( dBm )	Over Limit ( dB )	SPA Reading (dBm)	S.G. Power ( dBm )	TX Cable loss ( dB )	TX Antenna Gain (dBi)	Polarization (H/V)
Lowest	5000	-48.32	-25	-23.32	-71.03	-55.68	2.34	9.70	H
	7500	-41.63	-25	-16.63	-70.5	-51	2.43	11.80	H
	10000	-40.38	-25	-15.38	-72.06	-49.88	2.70	12.20	H
	5000	-54.01	-25	-29.01	-75.37	-61.37	2.34	9.70	V
	7500	-41.12	-25	-16.12	-69.61	-50.49	2.43	11.80	V
	10000	-46.27	-25	-21.27	-76.12	-55.77	2.70	12.20	V
Middle	5064	-51.57	-25	-26.57	-74.73	-58.9	2.37	9.70	H
	7600	-42.61	-25	-17.61	-70.67	-52.07	2.40	11.86	H
	10132	-43.44	-25	-18.44	-74.8	-53	2.70	12.25	H
	5064	-51.14	-25	-26.14	-73.03	-58.47	2.37	9.70	V
	7600	-41.43	-25	-16.43	-69.22	-50.89	2.40	11.86	V
	10132	-47.22	-25	-22.22	-77.28	-56.78	2.70	12.25	V
Highest	5128	-52.96	-25	-27.96	-75.97	-60.25	2.41	9.70	H
	7696	-38.21	-25	-13.21	-66.76	-47.76	2.37	11.92	H
	10260	-42.03	-25	-17.03	-73.77	-51.64	2.69	12.30	H
	5128	-53.90	-25	-28.90	-76.05	-61.19	2.41	9.70	V
	7696	-39.51	-25	-14.51	-67.67	-49.06	2.37	11.92	V
	10260	-45.20	-25	-20.20	-75.93	-54.81	2.69	12.30	V

Remark: Spurious emissions within 30-1000MHz were found more than 20dB below limit line.



LTE Band 7 / 10MHz / QPSK / RB Size 1 Offset 0									
Channel	Frequency ( MHz )	EIRP ( dBm )	Limit ( dBm )	Over Limit ( dB )	SPA Reading (dBm)	S.G. Power ( dBm )	TX Cable loss ( dB )	TX Antenna Gain (dBi)	Polarization (H/V)
Lowest	5000	-48.13	-25	-23.13	-71.16	-55.49	2.34	9.70	H
	7504	-41.32	-25	-16.32	-70.15	-50.69	2.43	11.80	H
	10004	-39.78	-25	-14.78	-71.56	-49.28	2.70	12.20	H
	5000	-51.11	-25	-26.11	-72.54	-58.47	2.34	9.70	V
	7504	-40.23	-25	-15.23	-68.86	-49.6	2.43	11.80	V
	10004	-46.27	-25	-21.27	-76.31	-55.77	2.70	12.20	V
Middle	5060	-51.27	-25	-26.27	-74.44	-58.6	2.37	9.70	H
	7592	-42.64	-25	-17.64	-71.01	-52.1	2.40	11.86	H
	10124	-42.85	-25	-17.85	-74.56	-52.4	2.70	12.25	H
	5060	-52.34	-25	-27.34	-74.21	-59.67	2.37	9.70	V
	7592	-41.84	-25	-16.84	-69.84	-51.3	2.40	11.86	V
	10124	-46.62	-25	-21.62	-76.99	-56.17	2.70	12.25	V
Highest	5120	-53.29	-25	-28.29	-76.22	-60.58	2.41	9.70	H
	7680	-39.14	-25	-14.14	-67.47	-48.68	2.37	11.91	H
	10244	-41.62	-25	-16.62	-73.19	-51.22	2.69	12.30	H
	5120	-54.19	-25	-29.19	-75.96	-61.48	2.41	9.70	V
	7680	-40.85	-25	-15.85	-68.77	-50.39	2.37	11.91	V
	10244	-45.15	-25	-20.15	-75.67	-54.75	2.69	12.30	V

Remark: Spurious emissions within 30-1000MHz were found more than 20dB below limit line.



LTE Band 7 / 15MHz / QPSK / RB Size 1 Offset 0									
Channel	Frequency ( MHz )	EIRP ( dBm )	Limit ( dBm )	Over Limit ( dB )	SPA Reading (dBm)	S.G. Power ( dBm )	TX Cable loss ( dB )	TX Antenna Gain (dBi)	Polarization (H/V)
Lowest	5004	-51.15	-25	-26.15	-74.16	-58.51	2.34	9.70	H
	7500	-42.66	-25	-17.66	-71.57	-52.03	2.43	11.80	H
	10008	-42.06	-25	-17.06	-73.74	-51.57	2.70	12.20	H
	5004	-52.65	-25	-27.65	-74.17	-60.01	2.34	9.70	V
	7500	-41.22	-25	-16.22	-69.9	-50.59	2.43	11.80	V
	10008	-46.96	-25	-21.96	-77.09	-56.47	2.70	12.20	V
Middle	5060	-51.91	-25	-26.91	-74.82	-59.24	2.37	9.70	H
	7588	-42.39	-25	-17.39	-70.98	-51.84	2.40	11.85	H
	10116	-43.07	-25	-18.07	-74.74	-52.62	2.70	12.25	H
	5060	-53.85	-25	-28.85	-75.67	-61.18	2.37	9.70	V
	7588	-40.03	-25	-15.03	-68.4	-49.48	2.40	11.85	V
	10116	-46.56	-25	-21.56	-76.9	-56.11	2.70	12.25	V
Highest	5112	-53.38	-25	-28.38	-76.45	-60.68	2.40	9.70	H
	7668	-42.49	-25	-17.49	-71.17	-52.02	2.38	11.90	H
	10224	-42.20	-25	-17.20	-74.22	-51.79	2.69	12.29	H
	5112	-54.50	-25	-29.50	-76.52	-61.8	2.40	9.70	V
	7668	-43.50	-25	-18.50	-71.55	-53.03	2.38	11.90	V
	10224	-45.52	-25	-20.52	-76.45	-55.11	2.69	12.29	V

Remark: Spurious emissions within 30-1000MHz were found more than 20dB below limit line.



LTE Band 7 / 20MHz / QPSK / RB Size 1 Offset 0									
Channel	Frequency ( MHz )	EIRP ( dBm )	Limit ( dBm )	Over Limit ( dB )	SPA Reading (dBm)	S.G. Power ( dBm )	TX Cable loss ( dB )	TX Antenna Gain (dBi)	Polarization (H/V)
Lowest	5004	-50.30	-25	-25.30	-73.34	-57.66	2.34	9.70	H
	7504	-41.21	-25	-16.21	-70.04	-50.58	2.43	11.80	H
	10004	-39.06	-25	-14.06	-70.76	-48.56	2.70	12.20	H
	5004	-53.23	-25	-28.23	-74.79	-60.59	2.34	9.70	V
	7504	-40.14	-25	-15.14	-68.79	-49.51	2.43	11.80	V
	10004	-45.52	-25	-20.52	-75.57	-55.02	2.70	12.20	V
Middle	5052	-53.26	-25	-28.26	-76.31	-60.59	2.37	9.70	H
	7580	-40.94	-25	-15.94	-69.61	-50.38	2.40	11.85	H
	10108	-41.90	-25	-16.90	-73.68	-51.45	2.70	12.24	H
	5052	-54.67	-25	-29.67	-76.26	-62	2.37	9.70	V
	7580	-41.67	-25	-16.67	-69.96	-51.11	2.40	11.85	V
	10108	-46.43	-25	-21.43	-76.7	-55.98	2.70	12.24	V
Highest	5100	-53.30	-25	-28.30	-76.25	-60.61	2.39	9.70	H
	7652	-41.28	-25	-16.28	-69.85	-50.79	2.38	11.89	H
	10204	-42.07	-25	-17.07	73.78	-51.66	2.70	12.28	H
	5100	-54.26	-25	-29.26	-76.08	-61.57	2.39	9.70	V
	7652	-41.50	-25	-16.50	-69.49	-51.01	2.38	11.89	V
	10204	-45.52	-25	-20.52	-76.07	-55.11	2.70	12.28	V

Remark: Spurious emissions within 30-1000MHz were found more than 20dB below limit line.