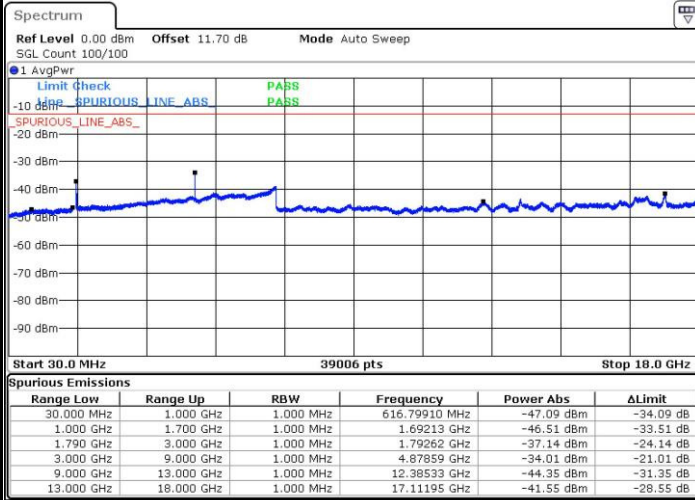




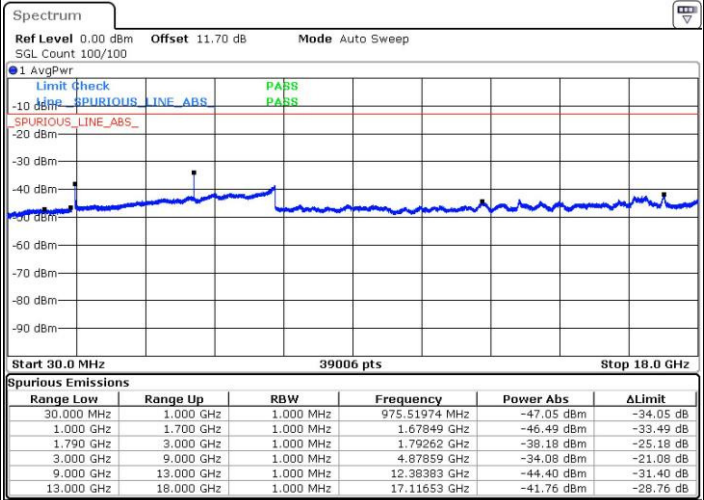
LTE Band 66 / 15MHz

Highest Channel / QPSK



Date: 4.NOV.2016 16:14:47

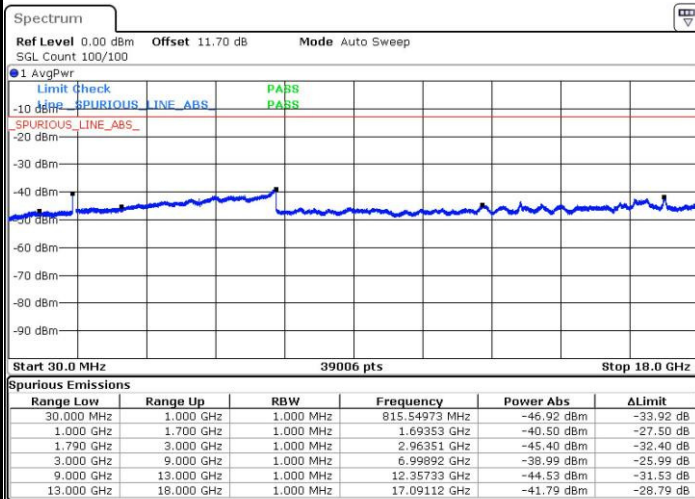
Highest Channel / 16QAM



Date: 4.NOV.2016 16:15:44

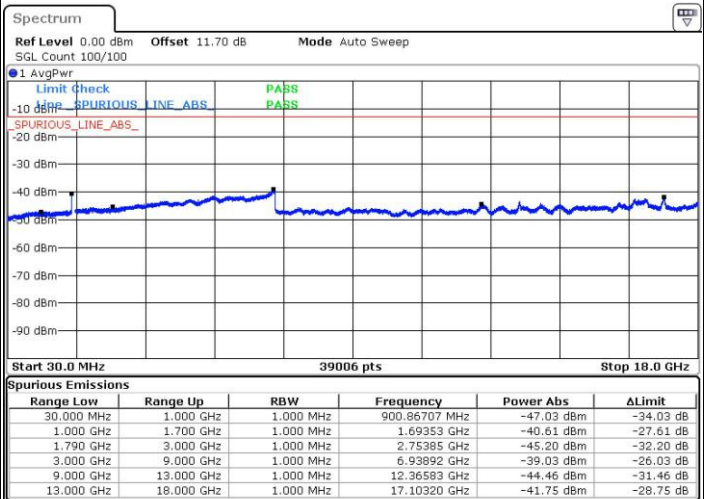
LTE Band 66 / 20MHz

Lowest Channel / QPSK



Date: 4.NOV.2016 16:16:41

Lowest Channel / 16QAM



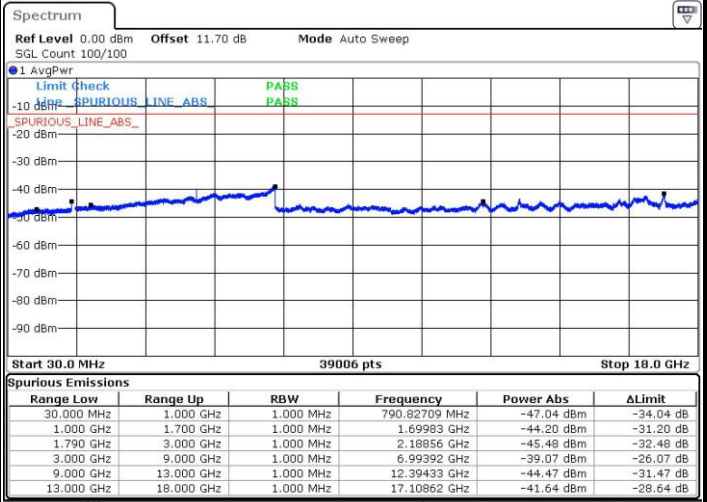
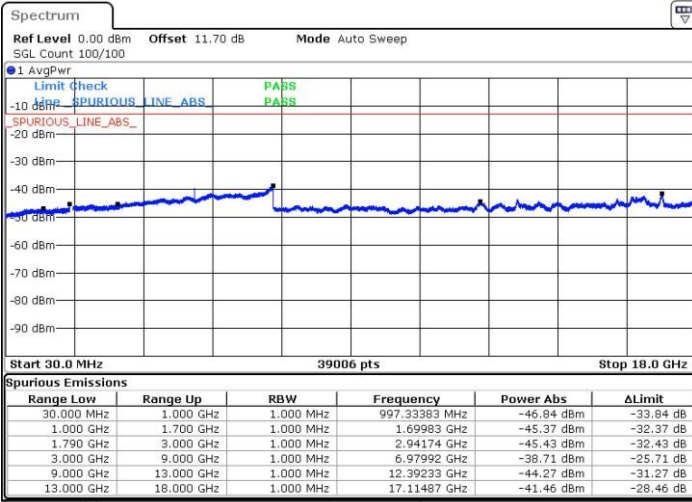
Date: 4.NOV.2016 16:17:38



LTE Band 66 / 20MHz

Middle Channel / QPSK

Middle Channel / 16QAM

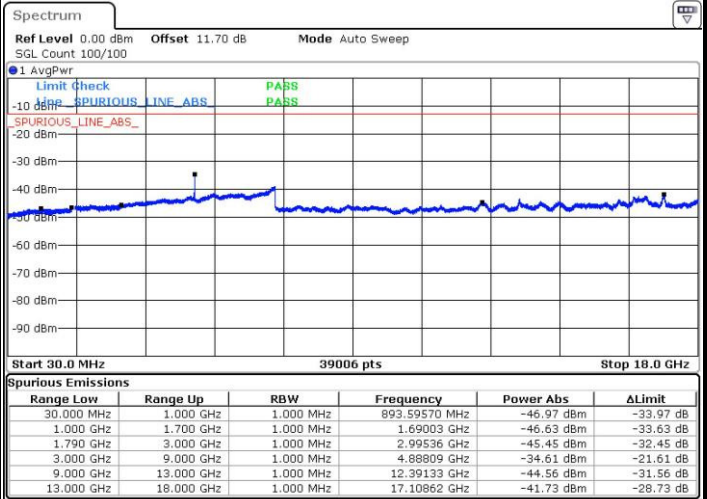
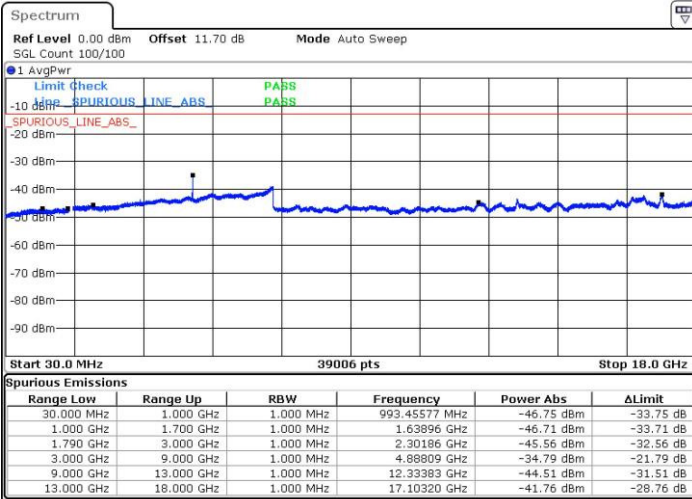


Date: 4.NOV.2016 16:19:13

Date: 4.NOV.2016 16:20:10

Highest Channel / QPSK

Highest Channel / 16QAM



Date: 4.NOV.2016 16:21:07

Date: 4.NOV.2016 16:24:43



Frequency Stability

Test Conditions		LTE Band 66 (QPSK) / Middle Channel	Limit
Temperature (°C)	Voltage (Volt)	BW 10MHz	Note 2.
		Deviation (ppm)	Result
50	Normal Voltage	0.0001	PASS
40	Normal Voltage	0.0010	
30	Normal Voltage	0.0007	
20(Ref.)	Normal Voltage	0.0000	
10	Normal Voltage	0.0010	
0	Normal Voltage	0.0002	
-10	Normal Voltage	0.0004	
-20	Normal Voltage	0.0009	
-30	Normal Voltage	0.0032	
20	Maximum Voltage	0.0013	
20	Normal Voltage	0.0000	
20	Battery End Point	0.0002	

Note:

1. Normal Voltage =3.8 V. ; Battery End Point (BEP) =3.4 V. ; Maximum Voltage =4.35 V.
2. Note: The frequency fundamental emissions stay within the authorized frequency block.



## Appendix B. Test Results of Radiated Test

### ERP/EIRP

LTE Band 2 / 1.4MHz (Average) (GT - LC = 1.5 dB)							
Channel	Mode	RB		Conducted		EIRP	
		Size	Offset	Power (dBm)	Power (Watts)	EIRP(dBm)	EIRP(W)
Lowest	QPSK	3	3	23.50	0.2239	25.00	0.3162
Middle		3	3	23.41	0.2193	24.91	0.3097
Highest		3	3	23.61	0.2296	25.11	0.3243
Lowest	16QAM	1	5	22.54	0.1795	24.04	0.2535
Middle		1	5	22.48	0.1770	23.98	0.2500
Highest		1	5	22.67	0.1849	24.17	0.2612
Limit	EIRP < 2W			Result		PASS	

LTE Band 2 / 3MHz (Average) (GT - LC = 1.5 dB)							
Channel	Mode	RB		Conducted		EIRP	
		Size	Offset	Power (dBm)	Power (Watts)	EIRP(dBm)	EIRP(W)
Lowest	QPSK	1	14	23.49	0.2234	24.99	0.3155
Middle		1	14	23.42	0.2198	24.92	0.3105
Highest		1	14	23.64	0.2312	25.14	0.3266
Lowest	16QAM	1	14	22.61	0.1824	24.11	0.2576
Middle		1	14	22.58	0.1811	24.08	0.2559
Highest		1	14	22.77	0.1892	24.27	0.2673
Limit	EIRP < 2W			Result		PASS	

LTE Band 2 / 5MHz (Average) (GT - LC = 1.5 dB)							
Channel	Mode	RB		Conducted		EIRP	
		Size	Offset	Power (dBm)	Power (Watts)	EIRP(dBm)	EIRP(W)
Lowest	QPSK	1	12	23.50	0.2239	25.00	0.3162
Middle		1	12	23.44	0.2208	24.94	0.3119
Highest		1	12	23.62	0.2301	25.12	0.3251
Lowest	16QAM	1	12	22.63	0.1832	24.13	0.2588
Middle		1	12	22.59	0.1816	24.09	0.2564
Highest		1	12	22.77	0.1892	24.27	0.2673
Limit	EIRP < 2W			Result		PASS	



LTE Band 2 / 10MHz (Average) (GT - LC = 1.5 dB)							
Channel	Mode	RB		Conducted		EIRP	
		Size	Offset	Power (dBm)	Power (Watts)	EIRP(dBm)	EIRP(W)
Lowest	QPSK	1	49	23.49	0.2234	24.99	0.3155
Middle		1	49	23.45	0.2213	24.95	0.3126
Highest		1	49	23.67	0.2328	25.17	0.3289
Lowest	16QAM	1	49	22.60	0.1820	24.10	0.2570
Middle		1	49	22.58	0.1811	24.08	0.2559
Highest		1	49	22.78	0.1897	24.28	0.2679
Limit	EIRP < 2W			Result		PASS	

LTE Band 2 / 15MHz (Average) (GT - LC = 1.5 dB)							
Channel	Mode	RB		Conducted		EIRP	
		Size	Offset	Power (dBm)	Power (Watts)	EIRP(dBm)	EIRP(W)
Lowest	QPSK	1	74	23.54	0.2259	25.04	0.3192
Middle		1	74	23.51	0.2244	25.01	0.3170
Highest		1	74	23.73	0.2360	25.23	0.3334
Lowest	16QAM	1	74	22.69	0.1858	24.19	0.2624
Middle		1	74	22.67	0.1849	24.17	0.2612
Highest		1	74	22.84	0.1923	24.34	0.2716
Limit	EIRP < 2W			Result		PASS	

LTE Band 2 / 20MHz (Average) (GT - LC = 1.5 dB)							
Channel	Mode	RB		Conducted		EIRP	
		Size	Offset	Power (dBm)	Power (Watts)	EIRP(dBm)	EIRP(W)
Lowest	QPSK	1	0	23.92	0.2466	25.42	0.3483
Middle		1	0	23.84	0.2421	25.34	0.3420
Highest		1	0	23.82	0.2410	25.32	0.3404
Lowest	16QAM	1	0	23.00	0.1995	24.50	0.2818
Middle		1	0	22.94	0.1968	24.44	0.2780
Highest		1	0	22.95	0.1972	24.45	0.2786
Limit	EIRP < 2W			Result		PASS	



LTE Band 4 / 1.4MHz (Average) (GT - LC = 0.6 dB)							
Channel	Mode	RB		Conducted		EIRP	
		Size	Offset	Power (dBm)	Power (Watts)	EIRP(dBm)	EIRP(W)
Lowest	QPSK	3	3	23.85	0.2427	24.45	0.2786
Middle		3	3	23.90	0.2455	24.50	0.2818
Highest		3	3	23.97	0.2495	24.57	0.2864
Lowest	16QAM	1	0	22.91	0.1954	23.51	0.2244
Middle		1	0	22.93	0.1963	23.53	0.2254
Highest		1	0	23.01	0.2000	23.61	0.2296
Limit	EIRP < 1W			Result		PASS	

LTE Band 4 / 3MHz (Average) (GT - LC = 0.6 dB)							
Channel	Mode	RB		Conducted		EIRP	
		Size	Offset	Power (dBm)	Power (Watts)	EIRP(dBm)	EIRP(W)
Lowest	QPSK	1	0	23.87	0.2438	24.47	0.2799
Middle		1	0	23.95	0.2483	24.55	0.2851
Highest		1	0	24.00	0.2512	24.60	0.2884
Lowest	16QAM	1	0	23.00	0.1995	23.60	0.2291
Middle		1	0	23.03	0.2009	23.63	0.2307
Highest		1	0	23.10	0.2042	23.70	0.2344
Limit	EIRP < 1W			Result		PASS	

LTE Band 4 / 5MHz (Average) (GT - LC = 0.6 dB)							
Channel	Mode	RB		Conducted		EIRP	
		Size	Offset	Power (dBm)	Power (Watts)	EIRP(dBm)	EIRP(W)
Lowest	QPSK	1	12	23.84	0.2421	24.44	0.2780
Middle		1	12	23.93	0.2472	24.53	0.2838
Highest		1	12	23.99	0.2506	24.59	0.2877
Lowest	16QAM	1	12	22.99	0.1991	23.59	0.2286
Middle		1	12	23.03	0.2009	23.63	0.2307
Highest		1	12	23.11	0.2046	23.71	0.2350
Limit	EIRP < 1W			Result		PASS	



LTE Band 4 / 10MHz (Average) (GT - LC = 0.6 dB)							
Channel	Mode	RB		Conducted		EIRP	
		Size	Offset	Power (dBm)	Power (Watts)	EIRP(dBm)	EIRP(W)
Lowest	QPSK	1	0	23.91	0.2460	24.51	0.2825
Middle		1	0	23.94	0.2477	24.54	0.2844
Highest		1	0	24.02	0.2523	24.62	0.2897
Lowest	16QAM	1	0	23.02	0.2004	23.62	0.2301
Middle		1	0	23.02	0.2004	23.62	0.2301
Highest		1	0	23.15	0.2065	23.75	0.2371
Limit	EIRP < 1W			Result		PASS	

LTE Band 4 / 15MHz (Average) (GT - LC = 0.6 dB)							
Channel	Mode	RB		Conducted		EIRP	
		Size	Offset	Power (dBm)	Power (Watts)	EIRP(dBm)	EIRP(W)
Lowest	QPSK	1	0	24.00	0.2512	24.60	0.2884
Middle		1	0	24.04	0.2535	24.64	0.2911
Highest		1	0	24.13	0.2588	24.73	0.2972
Lowest	16QAM	1	0	23.12	0.2051	23.72	0.2355
Middle		1	0	23.13	0.2056	23.73	0.2360
Highest		1	0	23.24	0.2109	23.84	0.2421
Limit	EIRP < 1W			Result		PASS	

LTE Band 4 / 20MHz (Average) (GT - LC = 0.6 dB)							
Channel	Mode	RB		Conducted		EIRP	
		Size	Offset	Power (dBm)	Power (Watts)	EIRP(dBm)	EIRP(W)
Lowest	QPSK	1	0	24.24	0.2655	24.84	0.3048
Middle		1	0	24.28	0.2679	24.88	0.3076
Highest		1	0	24.35	0.2723	24.95	0.3126
Lowest	16QAM	1	0	23.31	0.2143	23.91	0.2460
Middle		1	0	23.35	0.2163	23.95	0.2483
Highest		1	0	23.41	0.2193	24.01	0.2518
Limit	EIRP < 1W			Result		PASS	



LTE Band 5 / 1.4MHz (Average) (GT - LC = -3 dB)							
Channel	Mode	RB		Conducted		ERP	
		Size	Offset	Power (dBm)	Power (Watts)	ERP(dBm)	ERP(W)
Lowest	QPSK	3	0	23.91	0.2460	18.76	0.0752
Middle		3	0	24.04	0.2535	18.89	0.0774
Highest		3	0	23.74	0.2366	18.59	0.0723
Lowest	16QAM	1	0	23.05	0.2018	17.90	0.0617
Middle		1	0	23.21	0.2094	18.06	0.0640
Highest		1	0	22.77	0.1892	17.62	0.0578
Limit	ERP < 7W			Result		PASS	

LTE Band 5 / 3MHz (Average) (GT - LC = -3 dB)							
Channel	Mode	RB		Conducted		ERP	
		Size	Offset	Power (dBm)	Power (Watts)	ERP(dBm)	ERP(W)
Lowest	QPSK	1	8	23.76	0.2377	18.61	0.0726
Middle		1	8	24.02	0.2523	18.87	0.0771
Highest		1	8	23.75	0.2371	18.60	0.0724
Lowest	16QAM	1	0	23.15	0.2065	18.00	0.0631
Middle		1	0	23.29	0.2133	18.14	0.0652
Highest		1	0	22.94	0.1968	17.79	0.0601
Limit	ERP < 7W			Result		PASS	

LTE Band 5 / 5MHz (Average) (GT - LC = -3 dB)							
Channel	Mode	RB		Conducted		ERP	
		Size	Offset	Power (dBm)	Power (Watts)	ERP(dBm)	ERP(W)
Lowest	QPSK	1	24	24.11	0.2576	18.96	0.0787
Middle		1	24	23.56	0.2270	18.41	0.0693
Highest		1	24	23.29	0.2133	18.14	0.0652
Lowest	16QAM	1	24	23.32	0.2148	18.17	0.0656
Middle		1	24	23.20	0.2089	18.05	0.0638
Highest		1	24	22.77	0.1892	17.62	0.0578
Limit	ERP < 7W			Result		PASS	

LTE Band 5 / 10MHz (Average) (GT - LC = -3 dB)							
Channel	Mode	RB		Conducted		ERP	
		Size	Offset	Power (dBm)	Power (Watts)	ERP(dBm)	ERP(W)
Lowest	QPSK	1	0	23.99	0.2506	18.84	0.0766
Middle		1	0	24.20	0.2630	19.05	0.0804
Highest		1	0	23.96	0.2489	18.81	0.0760
Lowest	16QAM	1	0	23.15	0.2065	18.00	0.0631
Middle		1	0	23.44	0.2208	18.29	0.0675
Highest		1	0	23.26	0.2118	18.11	0.0647
Limit	ERP < 7W			Result		PASS	





LTE Band 7 / 5MHz (Average) (GT - LC = -1.1 dB)							
Channel	Mode	RB		Conducted		EIRP	
		Size	Offset	Power (dBm)	Power (Watts)	EIRP(dBm)	EIRP(W)
Lowest	QPSK	1	12	22.53	0.1791	21.43	0.1390
Middle		1	12	22.67	0.1849	21.57	0.1435
Highest		1	12	22.72	0.1871	21.62	0.1452
Lowest	16QAM	1	12	22.39	0.1734	21.29	0.1346
Middle		1	12	22.40	0.1738	21.30	0.1349
Highest		1	12	22.01	0.1589	20.91	0.1233
Limit	EIRP < 2W			Result		PASS	

LTE Band 7 / 10MHz (Average) (GT - LC = -1.1 dB)							
Channel	Mode	RB		Conducted		EIRP	
		Size	Offset	Power (dBm)	Power (Watts)	EIRP(dBm)	EIRP(W)
Lowest	QPSK	1	0	22.81	0.1910	21.71	0.1483
Middle		1	0	22.82	0.1914	21.72	0.1486
Highest		1	0	22.66	0.1845	21.56	0.1432
Lowest	16QAM	1	0	22.38	0.1730	21.28	0.1343
Middle		1	0	22.38	0.1730	21.28	0.1343
Highest		1	0	21.97	0.1574	20.87	0.1222
Limit	EIRP < 2W			Result		PASS	

LTE Band 7 / 15MHz (Average) (GT - LC = -1.1 dB)							
Channel	Mode	RB		Conducted		EIRP	
		Size	Offset	Power (dBm)	Power (Watts)	EIRP(dBm)	EIRP(W)
Lowest	QPSK	1	0	23.02	0.2004	21.92	0.1556
Middle		1	0	23.12	0.2051	22.02	0.1592
Highest		1	0	22.63	0.1832	21.53	0.1422
Lowest	16QAM	1	74	22.50	0.1778	21.40	0.1380
Middle		1	74	22.24	0.1675	21.14	0.1300
Highest		1	74	22.11	0.1626	21.01	0.1262
Limit	EIRP < 2W			Result		PASS	

LTE Band 7 / 20MHz (Average) (GT - LC = -1.1 dB)							
Channel	Mode	RB		Conducted		EIRP	
		Size	Offset	Power (dBm)	Power (Watts)	EIRP(dBm)	EIRP(W)
Lowest	QPSK	1	0	23.18	0.2080	22.08	0.1614
Middle		1	0	23.27	0.2123	22.17	0.1648
Highest		1	0	23.33	0.2153	22.23	0.1671
Lowest	16QAM	1	0	22.50	0.1778	21.40	0.1380
Middle		1	0	22.49	0.1774	21.39	0.1377
Highest		1	0	22.48	0.1770	21.38	0.1374
Limit	EIRP < 2W			Result		PASS	



LTE Band 12 / 1.4MHz (Average) (GT - LC = -3.9 dB)							
Channel	Mode	RB		Conducted		ERP	
		Size	Offset	Power (dBm)	Power (Watts)	ERP(dBm)	ERP(W)
Lowest	QPSK	3	3	23.94	0.2477	17.89	0.0615
Middle		3	3	24.13	0.2588	18.08	0.0643
Highest		3	3	24.09	0.2564	18.04	0.0637
Lowest	16QAM	1	5	23.11	0.2046	17.06	0.0508
Middle		1	5	23.16	0.2070	17.11	0.0514
Highest		1	5	23.20	0.2089	17.15	0.0519
Limit	ERP < 3W			Result		PASS	

LTE Band 12 / 3MHz (Average) (GT - LC = -3.9 dB)							
Channel	Mode	RB		Conducted		ERP	
		Size	Offset	Power (dBm)	Power (Watts)	ERP(dBm)	ERP(W)
Lowest	QPSK	1	0	24.05	0.2541	18.00	0.0631
Middle		1	0	24.15	0.2600	18.10	0.0646
Highest		1	0	24.13	0.2588	18.08	0.0643
Lowest	16QAM	1	14	23.24	0.2109	17.19	0.0524
Middle		1	14	23.27	0.2123	17.22	0.0527
Highest		1	14	23.33	0.2153	17.28	0.0535
Limit	ERP < 3W			Result		PASS	

LTE Band 12 / 5MHz (Average) (GT - LC = -3.9 dB)							
Channel	Mode	RB		Conducted		ERP	
		Size	Offset	Power (dBm)	Power (Watts)	ERP(dBm)	ERP(W)
Lowest	QPSK	1	12	24.05	0.2541	18.00	0.0631
Middle		1	12	24.08	0.2559	18.03	0.0635
Highest		1	12	24.15	0.2600	18.10	0.0646
Lowest	16QAM	1	24	23.22	0.2099	17.17	0.0521
Middle		1	24	23.26	0.2118	17.21	0.0526
Highest		1	24	23.30	0.2138	17.25	0.0531
Limit	ERP < 3W			Result		PASS	

LTE Band 12 / 10MHz (Average) (GT - LC = -3.9 dB)							
Channel	Mode	RB		Conducted		ERP	
		Size	Offset	Power (dBm)	Power (Watts)	ERP(dBm)	ERP(W)
Lowest	QPSK	1	0	24.03	0.2529	17.98	0.0628
Middle		1	0	24.17	0.2612	18.12	0.0649
Highest		1	0	24.08	0.2559	18.03	0.0635
Lowest	16QAM	1	49	23.23	0.2104	17.18	0.0522
Middle		1	49	23.30	0.2138	17.25	0.0531
Highest		1	49	23.38	0.2178	17.33	0.0541
Limit	ERP < 3W			Result		PASS	



LTE Band 13 / 5MHz (Average) (GT - LC = -3 dB)							
Channel	Mode	RB		Conducted		ERP	
		Size	Offset	Power (dBm)	Power (Watts)	ERP(dBm)	ERP(W)
Lowest	QPSK	1	12	24.17	0.2612	19.02	0.0798
Middle		1	12	24.14	0.2594	18.99	0.0793
Highest		1	12	24.14	0.2594	18.99	0.0793
Lowest	16QAM	1	12	23.45	0.2213	18.30	0.0676
Middle		1	12	23.45	0.2213	18.30	0.0676
Highest		1	12	23.41	0.2193	18.26	0.0670
Limit	ERP < 3W			Result		PASS	

LTE Band 13 / 10MHz (Average) (GT - LC = -3 dB)							
Channel	Mode	RB		Conducted		ERP	
		Size	Offset	Power (dBm)	Power (Watts)	ERP(dBm)	ERP(W)
Lowest	QPSK	-	-	-	-	-	-
Middle		1	0	24.19	0.2624	19.04	0.0802
Highest		-	-	-	-	-	-
Lowest	16QAM	-	-	-	-	-	-
Middle		1	25	23.42	0.2198	18.27	0.0671
Highest		-	-	-	-	-	-
Limit	ERP < 3W			Result		PASS	



LTE Band 17 / 5MHz (Average) (GT - LC = -4 dB)							
Channel	Mode	RB		Conducted		ERP	
		Size	Offset	Power (dBm)	Power (Watts)	ERP(dBm)	ERP(W)
Lowest	QPSK	1	12	24.10	0.2570	17.95	0.0624
Middle		1	12	24.11	0.2576	17.96	0.0625
Highest		1	12	24.11	0.2576	17.96	0.0625
Lowest	16QAM	1	12	23.21	0.2094	17.06	0.0508
Middle		1	12	23.25	0.2113	17.10	0.0513
Highest		1	12	23.32	0.2148	17.17	0.0521
Limit	ERP < 3W			Result		PASS	

LTE Band 17 / 10MHz (Average) (GT - LC = -4 dB)							
Channel	Mode	RB		Conducted		ERP	
		Size	Offset	Power (dBm)	Power (Watts)	ERP(dBm)	ERP(W)
Lowest	QPSK	1	0	24.20	0.2630	18.05	0.0638
Middle		1	0	24.19	0.2624	18.04	0.0637
Highest		1	0	24.12	0.2582	17.97	0.0627
Lowest	16QAM	1	49	23.49	0.2234	17.34	0.0542
Middle		1	49	23.50	0.2239	17.35	0.0543
Highest		1	49	23.45	0.2213	17.30	0.0537
Limit	ERP < 3W			Result		PASS	



LTE Band 66 / 1.4MHz (Average) (GT - LC = 0.6 dB)							
Channel	Mode	RB		Conducted		EIRP	
		Size	Offset	Power (dBm)	Power (Watts)	EIRP(dBm)	EIRP(W)
Lowest	QPSK	1	0	23.38	0.2178	23.98	0.2500
Middle		1	0	23.30	0.2138	23.90	0.2455
Highest		1	0	22.83	0.1919	23.43	0.2203
Lowest	16QAM	1	0	22.31	0.1702	22.91	0.1954
Middle		1	0	21.96	0.1570	22.56	0.1803
Highest		1	0	21.93	0.1560	22.53	0.1791
Limit	EIRP < 1W			Result		PASS	

LTE Band 66 / 3MHz (Average) (GT - LC = 0.6 dB)							
Channel	Mode	RB		Conducted		EIRP	
		Size	Offset	Power (dBm)	Power (Watts)	EIRP(dBm)	EIRP(W)
Lowest	QPSK	1	0	23.31	0.2143	23.91	0.2460
Middle		1	0	23.42	0.2198	24.02	0.2523
Highest		1	0	22.98	0.1986	23.58	0.2280
Lowest	16QAM	1	0	22.43	0.1750	23.03	0.2009
Middle		1	0	22.09	0.1618	22.69	0.1858
Highest		1	0	21.99	0.1581	22.59	0.1816
Limit	EIRP < 1W			Result		PASS	

LTE Band 66 / 5MHz (Average) (GT - LC = 0.6 dB)							
Channel	Mode	RB		Conducted		EIRP	
		Size	Offset	Power (dBm)	Power (Watts)	EIRP(dBm)	EIRP(W)
Lowest	QPSK	1	0	23.25	0.2113	23.85	0.2427
Middle		1	0	22.91	0.1954	23.51	0.2244
Highest		1	0	22.89	0.1945	23.49	0.2234
Lowest	16QAM	1	0	22.37	0.1726	22.97	0.1982
Middle		1	0	22.05	0.1603	22.65	0.1841
Highest		1	0	22.03	0.1596	22.63	0.1832
Limit	EIRP < 1W			Result		PASS	



LTE Band 66 / 10MHz (Average) (GT - LC = 0.6 dB)							
Channel	Mode	RB		Conducted		EIRP	
		Size	Offset	Power (dBm)	Power (Watts)	EIRP(dBm)	EIRP(W)
Lowest	QPSK	1	0	23.37	0.2173	23.97	0.2495
Middle		1	0	22.97	0.1982	23.57	0.2275
Highest		1	0	23.01	0.2000	23.61	0.2296
Lowest	16QAM	1	0	22.42	0.1746	23.02	0.2004
Middle		1	0	22.12	0.1629	22.72	0.1871
Highest		1	0	22.18	0.1652	22.78	0.1897
Limit	EIRP < 1W			Result		PASS	

LTE Band 66 / 15MHz (Average) (GT - LC = 0.6 dB)							
Channel	Mode	RB		Conducted		EIRP	
		Size	Offset	Power (dBm)	Power (Watts)	EIRP(dBm)	EIRP(W)
Lowest	QPSK	1	0	23.38	0.2178	23.98	0.2500
Middle		1	0	22.82	0.1914	23.42	0.2198
Highest		1	0	23.10	0.2042	23.70	0.2344
Lowest	16QAM	1	0	22.42	0.1746	23.02	0.2004
Middle		1	0	22.24	0.1675	22.84	0.1923
Highest		1	0	22.27	0.1687	22.87	0.1936
Limit	EIRP < 1W			Result		PASS	

LTE Band 66 / 20MHz (Average) (GT - LC = 0.6 dB)							
Channel	Mode	RB		Conducted		EIRP	
		Size	Offset	Power (dBm)	Power (Watts)	EIRP(dBm)	EIRP(W)
Lowest	QPSK	1	0	23.50	0.2239	24.10	0.2570
Middle		1	0	22.69	0.1858	23.29	0.2133
Highest		1	0	22.95	0.1972	23.55	0.2265
Lowest	16QAM	1	0	22.50	0.1778	23.10	0.2042
Middle		1	0	22.46	0.1762	23.06	0.2023
Highest		1	0	22.07	0.1611	22.67	0.1849
Limit	EIRP < 1W			Result		PASS	



**Radiated Spurious Emission**

**LTE Band 2**

LTE Band 2 / 1.4MHz / QPSK									
Channel	Frequency ( MHz )	EIRP ( dBm )	Limit ( dBm )	Over Limit ( dB )	SPA Reading (dBm)	S.G. Power ( dBm )	TX Cable loss ( dB )	TX Antenna Gain (dBi)	Polarization (H/V)
Lowest	3700	-56.49	-13	-43.49	-77.39	-63.06	1.67	8.24	H
	5548	-48.77	-13	-35.77	-74.91	-55.84	2.65	9.72	H
	9251	-42.19	-13	-29.19	-80.16	-52.25	2.54	12.60	H
									H
									H
									H
	3700	-57.75	-13	-44.75	-78.1	-64.32	1.67	8.24	V
	5548	-47.09	-13	-34.09	-74.37	-54.16	2.65	9.72	V
	9251	-42.40	-13	-29.40	-79.76	-52.46	2.54	12.60	V
									V
Middle	3756	-56.66	-13	-43.66	-76.9	-63.28	1.68	8.31	H
	5639	-49.11	-13	-36.11	-75.9	-56.16	2.71	9.76	H
	7515	-47.83	-13	-34.83	-80.5	-57.21	2.42	11.81	H
									H
									H
									H
	3756	-56.72	-13	-43.72	-77.49	-63.34	1.68	8.31	V
	5639	-46.18	-13	-33.18	-72.98	-53.23	2.71	9.76	V
	7515	-47.78	-13	-34.78	-80.68	-57.16	2.42	11.81	V
									V
Highest	3819	-55.65	-13	-42.65	-76.3	-62.33	1.70	8.38	H
	5730	-49.16	-13	-36.16	-76.91	-56.19	2.76	9.79	H
	9545	-41.61	-13	-28.61	-80.08	-51.48	2.60	12.47	H
									H
									H
									H
	3819	-55.80	-13	-42.80	-76.15	-62.48	1.70	8.38	V
	5730	-50.70	-13	-37.70	-77.2	-57.73	2.76	9.79	V
	9545	-40.22	-13	-27.22	-79.25	-50.09	2.60	12.47	V
									V

Remark: Spurious emissions within 30-1000MHz were found more than 20dB below limit line.



LTE Band 2 / 3MHz / QPSK									
Channel	Frequency ( MHz )	EIRP ( dBm )	Limit ( dBm )	Over Limit ( dB )	SPA Reading (dBm)	S.G. Power ( dBm )	TX Cable loss ( dB )	TX Antenna Gain (dBi)	Polarization (H/V)
Lowest	3700	-57.80	-13	-44.80	-77.76	-64.37	1.67	8.24	H
	5548	-52.11	-13	-39.11	-78.67	-59.18	2.65	9.72	H
	9251	-42.58	-13	-29.58	-80.21	-52.64	2.54	12.60	H
									H
									H
									H
									H
	3700	-58.29	-13	-45.29	-78.61	-64.86	1.67	8.24	V
	5548	-53.22	-13	-40.22	-80.37	-60.29	2.65	9.72	V
	9251	-42.05	-13	-29.05	-79.9	-52.11	2.54	12.60	V
									V
	Middle	3756	-55.73	-13	-42.73	-76.47	-62.35	1.68	8.31
5639		-52.69	-13	-39.69	-78.95	-59.74	2.71	9.76	H
7515		-46.56	-13	-33.56	-79.89	-55.94	2.42	11.81	H
									H
									H
									H
									H
3756		-56.99	-13	-43.99	-76.95	-63.61	1.68	8.31	V
5639		-53.00	-13	-40.00	-80.12	-60.05	2.71	9.76	V
7515		-46.45	-13	-33.45	-79.48	-55.83	2.42	11.81	V
									V
Highest		3812	-56.60	-13	-43.60	-76.94	-63.27	1.70	8.37
	5723	-51.08	-13	-38.08	-78.96	-58.12	2.75	9.79	H
	9538	-40.68	-13	-27.68	-79.73	-50.56	2.60	12.48	H
									H
									H
									H
									H
	3812	-56.78	-13	-43.78	-76.66	-63.45	1.70	8.37	V
	5723	-53.99	-13	-40.99	-80.36	-61.03	2.75	9.79	V
	9538	-39.09	-13	-26.09	-78.57	-48.97	2.60	12.48	V
									V
									V
								V	
								V	

Remark: Spurious emissions within 30-1000MHz were found more than 20dB below limit line.





LTE Band 2 / 5MHz / QPSK									
Channel	Frequency ( MHz )	EIRP ( dBm )	Limit ( dBm )	Over Limit ( dB )	SPA Reading (dBm)	S.G. Power ( dBm )	TX Cable loss ( dB )	TX Antenna Gain (dBi)	Polarization (H/V)
Lowest	3700	-56.02	-13	-43.02	-77.18	-62.59	1.67	8.24	H
	5555	-52.04	-13	-39.04	-79.19	-59.11	2.66	9.72	H
	9251	-42.98	-13	-29.98	-79.59	-53.04	2.54	12.60	H
									H
									H
									H
									H
	3700	-57.66	-13	-44.66	-77.87	-64.23	1.67	8.24	V
	5555	-53.02	-13	-40.02	-80.31	-60.09	2.66	9.72	V
	9251	-41.80	-13	-28.80	-79.36	-51.86	2.54	12.60	V
									V
	Middle	3756	-55.72	-13	-42.72	-76.04	-62.34	1.68	8.31
5632		-50.06	-13	-37.06	-77.12	-57.11	2.70	9.75	H
9391		-42.85	-13	-29.85	-80.74	-52.83	2.57	12.54	H
									H
									H
									H
									H
3756		-55.87	-13	-42.87	-76.1	-62.49	1.68	8.31	V
5632		-51.19	-13	-38.19	-78.33	-58.24	2.70	9.75	V
9391		-41.88	-13	-28.88	-80.12	-51.86	2.57	12.54	V
									V
Highest		3812	-56.62	-13	-43.62	-77.54	-63.29	1.70	8.37
	5716	-51.08	-13	-38.08	-79.05	-58.12	2.75	9.79	H
	9524	-40.16	-13	-27.16	-79.67	-50.05	2.59	12.49	H
									H
									H
									H
									H
	3812	-56.59	-13	-43.59	-77.44	-63.26	1.70	8.37	V
	5716	-52.14	-13	-39.14	-80.07	-59.18	2.75	9.79	V
	9524	-39.05	-13	-26.05	-78.73	-48.94	2.59	12.49	V
									V
									V
								V	
								V	

Remark: Spurious emissions within 30-1000MHz were found more than 20dB below limit line.



LTE Band 2 / 10MHz / QPSK									
Channel	Frequency ( MHz )	EIRP ( dBm )	Limit ( dBm )	Over Limit ( dB )	SPA Reading (dBm)	S.G. Power ( dBm )	TX Cable loss ( dB )	TX Antenna Gain (dBi)	Polarization (H/V)
Lowest	3700	-56.58	-13	-43.58	-77.1	-63.15	1.67	8.24	H
	5555	-51.66	-13	-38.66	-78.3	-58.73	2.66	9.72	H
	7400	-47.01	-13	-34.01	-80.21	-56.15	2.46	11.60	H
	9251	-42.33	-13	-29.33	-79.76	-52.39	2.54	12.60	H
									H
									H
									H
	3700	-57.62	-13	-44.62	-78.14	-64.19	1.67	8.24	V
	5555	-52.35	-13	-39.35	-78.99	-59.42	2.66	9.72	V
	7400	-46.74	-13	-33.74	-79.94	-55.88	2.46	11.60	V
	9251	-42.12	-13	-29.12	-79.55	-52.18	2.54	12.60	V
									V
									V
									V
Middle	3749	-55.12	-13	-42.12	-75.71	-61.74	1.68	8.30	H
	5625	-49.71	-13	-36.71	-76.55	-56.76	2.70	9.75	H
	7501	-46.80	-13	-33.80	-80.2	-56.17	2.43	11.80	H
	9377	-42.31	-13	-29.31	-80.5	-52.3	2.56	12.55	H
									H
									H
									H
	3749	-56.72	-13	-43.72	-77.31	-63.34	1.68	8.30	V
	5625	-53.00	-13	-40.00	-79.84	-60.05	2.70	9.75	V
	7501	-46.08	-13	-33.08	-79.48	-55.45	2.43	11.80	V
	9377	-41.63	-13	-28.63	-79.82	-51.62	2.56	12.55	V
									V
									V
									V
Highest	3805	-56.79	-13	-43.79	-77.45	-63.46	1.70	8.37	H
	5702	-50.11	-13	-37.11	-77.22	-57.15	2.74	9.78	H
	7606	-46.16	-13	-33.16	-79.74	-55.63	2.40	11.86	H
	9503	-40.92	-13	-27.92	-79.76	-50.83	2.59	12.50	H
									H
									H
									H
	3805	-56.40	-13	-43.40	-77.06	-63.07	1.70	8.37	V
	5702	-52.73	-13	-39.73	-79.84	-59.77	2.74	9.78	V
	7606	-46.29	-13	-33.29	-79.87	-55.76	2.40	11.86	V
	9503	-40.54	-13	-27.54	-79.38	-50.45	2.59	12.50	V
									V
									V
									V

Remark: Spurious emissions within 30-1000MHz were found more than 20dB below limit line.



LTE Band 2 / 15MHz / QPSK									
Channel	Frequency ( MHz )	EIRP ( dBm )	Limit ( dBm )	Over Limit ( dB )	SPA Reading (dBm)	S.G. Power ( dBm )	TX Cable loss ( dB )	TX Antenna Gain (dBi)	Polarization (H/V)
Lowest	3700	-57.65	-13	-44.65	-78.17	-64.22	1.67	8.24	H
	5555	-50.53	-13	-37.53	-77.17	-57.6	2.66	9.72	H
	9258	-42.46	-13	-29.46	-79.97	-52.52	2.54	12.60	H
	11102	-37.72	-13	-24.72	-79.69	-47.49	2.69	12.46	H
	14807	-32.19	-13	-19.19	-79.61	-42.04	3.52	13.37	H
									H
									H
	3700	-56.98	-13	-43.98	-77.5	-63.55	1.67	8.24	V
	5555	-51.79	-13	-38.79	-78.43	-58.86	2.66	9.72	V
	9258	-42.35	-13	-29.35	-79.86	-52.41	2.54	12.60	V
	11102	-38.85	-13	-25.85	-80.82	-48.62	2.69	12.46	V
	14807	-32.74	-13	-19.74	-80.16	-42.59	3.52	13.37	V
								V	
								V	
Middle	3749	-53.54	-13	-40.54	-74.13	-60.16	1.68	8.30	H
	5618	-51.71	-13	-38.71	-78.55	-58.76	2.69	9.75	H
	7494	-46.39	-13	-33.39	-79.79	-55.75	2.43	11.79	H
	14987.5	-31.64	-13	-18.64	-79.43	-41.63	3.59	13.58	H
									H
									H
									H
	3749	-54.96	-13	-41.96	-75.55	-61.58	1.68	8.30	V
	5618	-50.93	-13	-37.93	-77.77	-57.98	2.69	9.75	V
	7494	-46.82	-13	-33.82	-80.22	-56.18	2.43	11.79	V
	14987.5	-32.99	-13	-19.99	-80.78	-42.98	3.59	13.58	V
									V
								V	
								V	
Highest	3791	-55.54	-13	-42.54	-76.18	-62.19	1.70	8.35	H
	5688	-51.79	-13	-38.79	-78.84	-58.83	2.73	9.78	H
	9482	-41.52	-13	-28.52	-80.27	-51.44	2.59	12.51	H
	15168	-32.53	-13	-19.53	-79.84	-42.7	3.67	13.84	H
									H
									H
									H
	3791	-56.46	-13	-43.46	-77.1	-63.11	1.70	8.35	V
	5688	-52.69	-13	-39.69	-79.74	-59.73	2.73	9.78	V
	9482	-40.84	-13	-27.84	-79.59	-50.76	2.59	12.51	V
	15168	-33.05	-13	-20.05	-80.36	-43.22	3.67	13.84	V
									V
								V	
								V	

Remark: Spurious emissions within 30-1000MHz were found more than 20dB below limit line.



LTE Band 2 / 20MHz / QPSK									
Channel	Frequency ( MHz )	EIRP ( dBm )	Limit ( dBm )	Over Limit ( dB )	SPA Reading (dBm)	S.G. Power ( dBm )	TX Cable loss ( dB )	TX Antenna Gain (dBi)	Polarization (H/V)
Lowest	3700	-57.66	-13	-44.66	-77.68	-64.23	1.67	8.24	H
	5555	-50.98	-13	-37.98	-76.81	-58.05	2.66	9.72	H
	9258	-41.13	-13	-28.13	-79.27	-51.19	2.54	12.60	H
									H
									H
									H
									H
	3700	-57.69	-13	-44.69	-77.75	-64.26	1.67	8.24	V
	5555	-51.10	-13	-38.10	-78.54	-58.17	2.66	9.72	V
	9258	-42.90	-13	-29.90	-79.96	-52.96	2.54	12.60	V
									V
	Middle	3742	-55.35	-13	-42.35	-75.92	-61.96	1.68	8.29
5611		-52.52	-13	-39.52	-79.3	-59.58	2.69	9.74	H
11225.5		-37.87	-13	-24.87	-79.84	-47.59	2.69	12.41	H
14968.5		-32.35	-13	-19.35	-80.1	-42.33	3.58	13.56	H
									H
									H
									H
3742		-55.85	-13	-42.85	-76.42	-62.46	1.68	8.29	V
5611		-52.12	-13	-39.12	-78.9	-59.18	2.69	9.74	V
11225.5		-39.01	-13	-26.01	-80.98	-48.73	2.69	12.41	V
14968.5		-32.61	-13	-19.61	-80.36	-42.59	3.58	13.56	V
									V
								V	
Highest	3784	-52.56	-13	-39.56	-73.57	-59.21	1.69	8.34	H
	5674	-46.52	-13	-33.52	-73.78	-53.56	2.73	9.77	H
	7564	-45.76	-13	-32.76	-79.09	-55.19	2.41	11.84	H
	9454	-41.89	-13	-28.89	-79.71	-51.83	2.58	12.52	H
									H
									H
									H
	3784	-55.38	-13	-42.38	-76.6	-62.03	1.69	8.34	V
	5674	-52.08	-13	-39.08	-79.29	-59.12	2.73	9.77	V
	7564	-46.85	-13	-33.85	-79.65	-56.28	2.41	11.84	V
	9454	-40.12	-13	-27.12	-78.77	-50.06	2.58	12.52	V
									V
								V	

Remark: Spurious emissions within 30-1000MHz were found more than 20dB below limit line.



## LTE Band 4

LTE Band 4 / 1.4MHz / QPSK									
Channel	Frequency ( MHz )	EIRP ( dBm )	Limit ( dBm )	Over Limit ( dB )	SPA Reading (dBm)	S.G. Power ( dBm )	TX Cable loss ( dB )	TX Antenna Gain (dBi)	Polarization (H/V)
Lowest	3420	-55.81	-13	-42.81	-75.81	-61.88	1.58	7.65	H
	5128	-53.68	-13	-40.68	-79.22	-60.97	2.41	9.70	H
	8551	-45.02	-13	-32.02	-79.79	-55.15	2.39	12.52	H
	15392	-30.28	-13	-17.28	-76.8	-40.67	3.76	14.15	H
									H
									H
	3420	-56.52	-13	-43.52	-76.52	-62.59	1.58	7.65	V
	5128	-52.49	-13	-39.49	-78.03	-59.78	2.41	9.70	V
	8551	-45.54	-13	-32.54	-80.31	-55.67	2.39	12.52	V
	15392	-29.83	-13	-16.83	-76.35	-40.22	3.76	14.15	V
								V	
								V	
Middle	3462	-58.19	-13	-45.19	-78.33	-64.43	1.59	7.83	H
	5198	-53.86	-13	-40.86	-79.57	-61.11	2.45	9.70	H
	8663	-44.81	-13	-31.81	-79.93	-54.96	2.41	12.57	H
	15592	-31.04	-13	-18.04	-77.28	-41.37	3.84	14.17	H
									H
									H
									H
	3462	-58.11	-13	-45.11	-78.25	-64.35	1.59	7.83	V
	5198	-53.22	-13	-40.22	-78.93	-60.47	2.45	9.70	V
	8663	-45.56	-13	-32.56	-80.68	-55.71	2.41	12.57	V
15592	-30.21	-13	-17.21	-76.45	-40.54	3.84	14.17	V	
								V	
								V	
								V	
Highest	3511	-58.07	-13	-45.07	-78.31	-64.48	1.61	8.01	H
	5261	-54.40	-13	-41.40	-80.27	-61.61	2.49	9.70	H
	8768	-44.67	-13	-31.67	-80.08	-54.84	2.43	12.61	H
	15784	-30.44	-13	-17.44	-76.82	-40.42	3.92	13.90	H
									H
									H
									H
	3511	-58.01	-13	-45.01	-78.25	-64.42	1.61	8.01	V
	5261	-53.63	-13	-40.63	-79.5	-60.84	2.49	9.70	V
	8768	-44.37	-13	-31.37	-79.78	-54.54	2.43	12.61	V
15784	-32.13	-13	-19.13	-78.51	-42.11	3.92	13.90	V	
								V	
								V	
								V	

Remark: Spurious emissions within 30-1000MHz were found more than 20dB below limit line.



LTE Band 4 / 3MHz / QPSK									
Channel	Frequency ( MHz )	EIRP ( dBm )	Limit ( dBm )	Over Limit ( dB )	SPA Reading (dBm)	S.G. Power ( dBm )	TX Cable loss ( dB )	TX Antenna Gain (dBi)	Polarization (H/V)
Lowest	3420	-55.11	-13	-42.11	-75.11	-61.18	1.58	7.65	H
	5128	-53.54	-13	-40.54	-79.08	-60.83	2.41	9.70	H
	8551	-44.73	-13	-31.73	-79.5	-54.86	2.39	12.52	H
	15392	-29.71	-13	-16.71	-76.23	-40.1	3.76	14.15	H
									H
									H
									H
	3420	-56.13	-13	-43.13	-76.13	-62.2	1.58	7.65	V
	5128	-52.24	-13	-39.24	-77.78	-59.53	2.41	9.70	V
	8551	-45.21	-13	-32.21	-79.98	-55.34	2.39	12.52	V
	15392	-30.67	-13	-17.67	-77.19	-41.06	3.76	14.15	V
									V
									V
									V
Middle	3462	-58.17	-13	-45.17	-78.31	-64.41	1.59	7.83	H
	5191	-54.36	-13	-41.36	-80.07	-61.61	2.45	9.70	H
	8656	-45.05	-13	-32.05	-80.11	-55.2	2.41	12.56	H
	15584	-30.77	-13	-17.77	-77.01	-41.11	3.84	14.18	H
									H
									H
									H
	3462	-57.58	-13	-44.58	-77.72	-63.82	1.59	7.83	V
	5191	-53.12	-13	-40.12	-78.83	-60.37	2.45	9.70	V
	8656	-45.43	-13	-32.43	-80.49	-55.58	2.41	12.56	V
	15584	-31.20	-13	-18.20	-77.44	-41.54	3.84	14.18	V
									V
									V
									V
Highest	3504	-58.08	-13	-45.08	-78.3	-64.48	1.61	8.00	H
	5254	-54.33	-13	-41.33	-80.16	-61.55	2.48	9.70	H
	8761	-44.58	-13	-31.58	-79.98	-54.75	2.43	12.60	H
	15768	-30.86	-13	-17.86	-77.23	-40.87	3.92	13.92	H
									H
									H
									H
	3504	-57.78	-13	-44.78	-78	-64.18	1.61	8.00	V
	5254	-53.21	-13	-40.21	-79.04	-60.43	2.48	9.70	V
	8761	-44.72	-13	-31.72	-80.12	-54.89	2.43	12.60	V
	15768	-31.63	-13	-18.63	-78	-41.64	3.92	13.92	V
									V
									V
									V

Remark: Spurious emissions within 30-1000MHz were found more than 20dB below limit line.



LTE Band 4 / 5MHz / QPSK									
Channel	Frequency ( MHz )	EIRP ( dBm )	Limit ( dBm )	Over Limit ( dB )	SPA Reading (dBm)	S.G. Power ( dBm )	TX Cable loss ( dB )	TX Antenna Gain (dBi)	Polarization (H/V)
Lowest	3420	-55.73	-13	-42.73	-75.73	-61.8	1.58	7.65	H
	5128	-53.54	-13	-40.54	-79.08	-60.83	2.41	9.70	H
	8551	-44.93	-13	-31.93	-79.7	-55.06	2.39	12.52	H
	15392	-30.12	-13	-17.12	-76.64	-40.51	3.76	14.15	H
									H
									H
									H
	3420	-55.96	-13	-42.96	-75.96	-62.03	1.58	7.65	V
	5128	-52.59	-13	-39.59	-78.13	-59.88	2.41	9.70	V
	8551	-45.33	-13	-32.33	-80.1	-55.46	2.39	12.52	V
	15392	-29.88	-13	-16.88	-76.4	-40.27	3.76	14.15	V
									V
									V
									V
Middle	3462	-57.74	-13	-44.74	-77.88	-63.98	1.59	7.83	H
	5191	-54.26	-13	-41.26	-79.97	-61.51	2.45	9.70	H
	15576	-29.82	-13	-16.82	-76.05	-40.18	3.84	14.19	H
									H
									H
									H
									H
	3462	-57.29	-13	-44.29	-77.43	-63.53	1.59	7.83	V
	5191	-53.02	-13	-40.02	-78.73	-60.27	2.45	9.70	V
	15576	-31.59	-13	-18.59	-77.82	-41.95	3.84	14.19	V
									V
									V
									V
									V
Highest	3504	-58.47	-13	-45.47	-78.69	-64.87	1.61	8.00	H
	5254	-54.45	-13	-41.45	-80.28	-61.67	2.48	9.70	H
	8754	-45.04	-13	-32.04	-80.4	-55.21	2.43	12.60	H
	15752	-30.26	-13	-17.26	-76.62	-40.3	3.91	13.95	H
									H
									H
									H
	3504	-57.66	-13	-44.66	-77.88	-64.06	1.61	8.00	V
	5254	-53.70	-13	-40.70	-79.53	-60.92	2.48	9.70	V
	8754	-44.43	-13	-31.43	-79.79	-54.6	2.43	12.60	V
	15752	-31.62	-13	-18.62	-77.98	-41.66	3.91	13.95	V
									V
									V
									V

Remark: Spurious emissions within 30-1000MHz were found more than 20dB below limit line.



LTE Band 4 / 10MHz / QPSK									
Channel	Frequency ( MHz )	EIRP ( dBm )	Limit ( dBm )	Over Limit ( dB )	SPA Reading (dBm)	S.G. Power ( dBm )	TX Cable loss ( dB )	TX Antenna Gain (dBi)	Polarization (H/V)
Lowest	3420	-54.98	-13	-41.98	-74.98	-61.05	1.58	7.65	H
	5135	-53.29	-13	-40.29	-78.83	-60.58	2.41	9.70	H
	8551	-44.63	-13	-31.63	-79.4	-54.76	2.39	12.52	H
	15392	-29.46	-13	-16.46	-75.98	-39.85	3.76	14.15	H
									H
									H
									H
	3420	-55.21	-13	-42.21	-75.21	-61.28	1.58	7.65	V
	5135	-52.92	-13	-39.92	-78.46	-60.21	2.41	9.70	V
	8551	-44.94	-13	-31.94	-79.71	-55.07	2.39	12.52	V
	15392	-30.13	-13	-17.13	-76.65	-40.52	3.76	14.15	V
									V
									V
									V
Middle	3455	-57.31	-13	-44.31	-77.39	-63.52	1.59	7.80	H
	5183	-52.98	-13	-39.98	-78.64	-60.24	2.44	9.70	H
	8642	-43.83	-13	-30.83	-78.89	-53.98	2.41	12.56	H
	15552	-29.58	-13	-16.58	-75.8	-39.98	3.83	14.23	H
									H
									H
									H
	3455	-57.26	-13	-44.26	-77.34	-63.47	1.59	7.80	V
	5183	-53.01	-13	-40.01	-78.67	-60.27	2.44	9.70	V
	8642	-44.05	-13	-31.05	-79.11	-54.2	2.41	12.56	V
	15552	-29.89	-13	-16.89	-76.11	-40.29	3.83	14.23	V
									V
									V
									V
Highest	3490	-56.97	-13	-43.97	-77.15	-63.32	1.60	7.96	H
	5240	-54.11	-13	-41.11	-79.91	-61.33	2.48	9.70	H
	8726	-44.94	-13	-31.94	-80.21	-55.11	2.42	12.59	H
	15712	-30.80	-13	-17.80	-77.13	-40.91	3.89	14.00	H
									H
									H
									H
	3490	-58.23	-13	-45.23	-78.41	-64.58	1.60	7.96	V
	5240	-53.11	-13	-40.11	-78.91	-60.33	2.48	9.70	V
	8726	-43.96	-13	-30.96	-79.23	-54.13	2.42	12.59	V
	15712	-31.06	-13	-18.06	-77.39	-41.17	3.89	14.00	V
									V
									V
									V

Remark: Spurious emissions within 30-1000MHz were found more than 20dB below limit line.





LTE Band 4 / 15MHz / QPSK									
Channel	Frequency ( MHz )	EIRP ( dBm )	Limit ( dBm )	Over Limit ( dB )	SPA Reading (dBm)	S.G. Power ( dBm )	TX Cable loss ( dB )	TX Antenna Gain (dBi)	Polarization (H/V)
Lowest	3420	-56.95	-13	-43.95	-76.95	-63.02	1.58	7.65	H
	5135	-53.54	-13	-40.54	-79.08	-60.83	2.41	9.70	H
	8558	-44.79	-13	-31.79	-79.6	-54.93	2.39	12.52	H
	15400	-30.23	-13	-17.23	-76.75	-40.63	3.76	14.16	H
									H
									H
									H
	3420	-56.58	-13	-43.58	-76.58	-62.65	1.58	7.65	V
	5135	-51.62	-13	-38.62	-77.16	-58.91	2.41	9.70	V
	8558	-44.76	-13	-31.76	-79.57	-54.9	2.39	12.52	V
	15400	-30.37	-13	-17.37	-76.89	-40.77	3.76	14.16	V
									V
									V
									V
Middle	3455	-58.07	-13	-45.07	-78.15	-64.28	1.59	7.80	H
	5177	-53.80	-13	-40.80	-79.46	-61.06	2.44	9.70	H
	8628	-44.42	-13	-31.42	-79.42	-54.57	2.40	12.55	H
	15536	-30.99	-13	-17.99	-77.19	-41.42	3.82	14.25	H
									H
									H
									H
	3455	-56.88	-13	-43.88	-76.96	-63.09	1.59	7.80	V
	5177	-53.39	-13	-40.39	-79.05	-60.65	2.44	9.70	V
	8628	-45.15	-13	-32.15	-80.15	-55.3	2.40	12.55	V
	15536	-31.52	-13	-18.52	-77.72	-41.95	3.82	14.25	V
									V
									V
									V
Highest	3483	-57.72	-13	-44.72	-77.9	-64.05	1.60	7.93	H
	5226	-54.29	-13	-41.29	-80.09	-61.52	2.47	9.70	H
	8705	-44.13	-13	-31.13	-79.34	-54.29	2.42	12.58	H
	15672	-30.38	-13	-17.38	-76.68	-40.56	3.88	14.06	H
									H
									H
									H
	3483	-56.82	-13	-43.82	-77	-63.15	1.60	7.93	V
	5226	-52.97	-13	-39.97	-78.77	-60.2	2.47	9.70	V
	8705	-44.39	-13	-31.39	-79.6	-54.55	2.42	12.58	V
	15672	-31.19	-13	-18.19	-77.49	-41.37	3.88	14.06	V
									V
									V
									V

Remark: Spurious emissions within 30-1000MHz were found more than 20dB below limit line.



LTE Band 4 / 20MHz / QPSK									
Channel	Frequency ( MHz )	EIRP ( dBm )	Limit ( dBm )	Over Limit ( dB )	SPA Reading (dBm)	S.G. Power ( dBm )	TX Cable loss ( dB )	TX Antenna Gain (dBi)	Polarization (H/V)
Lowest	3420	-57.21	-13	-44.21	-77.21	-63.28	1.58	7.65	H
	5135	-52.28	-13	-39.28	-77.82	-59.57	2.41	9.70	H
	8558	-44.97	-13	-31.97	-79.78	-55.11	2.39	12.52	H
	15400	-28.46	-13	-15.46	-74.98	-38.86	3.76	14.16	H
									H
									H
									H
	3440	-56.26	-13	-43.26	-76.26	-62.41	1.59	7.74	V
	5160	-52.13	-13	-39.13	-77.67	-59.4	2.43	9.70	V
	6880	-44.77	-13	-31.77	-79.58	-52.8	2.63	10.66	V
	15400	-29.88	-13	-16.88	-76.4	-40.28	3.76	14.16	V
									V
									V
								V	
Middle	3448	-56.97	-13	-43.97	-77.05	-63.15	1.59	7.77	H
	5170	-52.77	-13	-39.77	-78.39	-60.04	2.43	9.70	H
	8621	-45.26	-13	-32.26	-80.23	-55.41	2.40	12.55	H
	15512	-29.74	-13	-16.74	-75.93	-40.21	3.81	14.28	H
									H
									H
									H
	3448	-56.67	-13	-43.67	-76.75	-62.85	1.59	7.77	V
	5170	-51.82	-13	-38.82	-77.44	-59.09	2.43	9.70	V
	8621	-45.43	-13	-32.43	-80.4	-55.58	2.40	12.55	V
	15512	-30.99	-13	-17.99	-77.18	-41.46	3.81	14.28	V
									V
									V
								V	
Highest	3476	-58.27	-13	-45.27	-78.45	-64.57	1.60	7.89	H
	5205	-53.89	-13	-40.89	-79.6	-61.13	2.46	9.70	H
	8684	-44.52	-13	-31.52	-79.67	-54.68	2.41	12.57	H
	15624	-28.98	-13	-15.98	-75.25	-39.25	3.86	14.13	H
									H
									H
									H
	3476	-58.52	-13	-45.52	-78.7	-64.82	1.60	7.89	V
	5205	-54.04	-13	-41.04	-79.75	-61.28	2.46	9.70	V
	8684	-45.42	-13	-32.42	-80.57	-55.58	2.41	12.57	V
	15624	-30.79	-13	-17.79	-77.06	-41.06	3.86	14.13	V
									V
									V
								V	

Remark: Spurious emissions within 30-1000MHz were found more than 20dB below limit line.



### LTE Band 5

LTE Band 5 / 1.4MHz / QPSK										
Channel	Frequency ( MHz )	EIRP ( dBm )	Limit ( dBm )	Over Limit ( dB )	SPA Reading (dBm)	S.G. Power ( dBm )	TX Cable loss ( dB )	TX Antenna Gain (dBi)	Polarization (H/V)	
Lowest	1648	-63.79	-13	-50.79	-76.97	-65.55	0.98	4.89	H	
	2472	-61.13	-13	-48.13	-77.49	-63.01	1.28	5.32	H	
	3296	-58.90	-13	-45.90	-78.59	-62.31	1.54	7.10	H	
										H
										H
										H
	1648	-63.39	-13	-50.39	-76.57	-65.15	0.98	4.89	V	
	2472	-61.52	-13	-48.52	-77.88	-63.4	1.28	5.32	V	
	3296	-59.02	-13	-46.02	-78.71	-62.43	1.54	7.10	V	
										V
										V
										V
Middle	1671.6	-63.25	-13	-50.25	-76.5	-64.93	0.99	4.82	H	
	2507.4	-61.39	-13	-48.39	-77.92	-63.35	1.29	5.41	H	
	3343.2	-58.93	-13	-45.93	-78.75	-62.53	1.56	7.31	H	
										H
										H
										H
	1671.6	-63.28	-13	-50.28	-76.553	-64.96	0.99	4.82	V	
	2507.4	-61.51	-13	-48.51	-78.04	-63.47	1.29	5.41	V	
	3343.2	-59.09	-13	-46.09	-78.91	-62.69	1.56	7.31	V	
										V
										V
										V
Highest	1695.2	-63.09	-13	-50.09	-76.4	-64.7	1.00	4.75	H	
	2542.8	-61.03	-13	-48.03	-77.73	-63.01	1.30	5.43	H	
	3390.4	-58.34	-13	-45.34	-78.3	-62.14	1.57	7.52	H	
										H
										H
										H
	1695.2	-63.01	-13	-50.01	-76.32	-64.62	1.00	4.75	V	
	2542.8	-61.05	-13	-48.05	-77.75	-63.03	1.30	5.43	V	
	3390.4	-58.73	-13	-45.73	-78.69	-62.53	1.57	7.52	V	
										V
										V
										V

Remark: Spurious emissions within 30-1000MHz were found more than 20dB below limit line.



LTE Band 5 / 3MHz / QPSK									
Channel	Frequency ( MHz )	ERP ( dBm )	Limit ( dBm )	Over Limit ( dB )	SPA Reading (dBm)	S.G. Power ( dBm )	TX Cable loss ( dB )	TX Antenna Gain (dBi)	Polarization (H/V)
Lowest	1648	-63.71	-13	-50.71	-76.89	-65.47	0.98	4.89	H
	2472	-61.67	-13	-48.67	-78.03	-63.55	1.28	5.32	H
	3296	-59.02	-13	-46.02	-78.71	-62.43	1.54	7.10	H
									H
									H
									H
									H
	1648	-63.56	-13	-50.56	-76.74	-65.32	0.98	4.89	V
	2472	-61.52	-13	-48.52	-77.88	-63.4	1.28	5.32	V
	3296	-58.92	-13	-45.92	-78.61	-62.33	1.54	7.10	V
									V
									V
Middle	1670	-63.29	-13	-50.29	-76.52	-64.98	0.99	4.82	H
	2505	-61.44	-13	-48.44	-77.97	-63.4	1.29	5.40	H
	3340	-58.98	-13	-45.98	-78.8	-62.57	1.55	7.30	H
									H
									H
									H
									H
	1670	-63.36	-13	-50.36	-76.59	-65.05	0.99	4.82	V
	2505	-61.32	-13	-48.32	-77.85	-63.28	1.29	5.40	V
	3340	-58.59	-13	-45.59	-78.41	-62.18	1.55	7.30	V
									V
									V
Highest	1692	-63.12	-13	-50.12	-76.43	-64.74	1.00	4.76	H
	2538	-61.19	-13	-48.19	-77.8	-63.17	1.30	5.43	H
	3384	-58.95	-13	-45.95	-78.87	-62.72	1.57	7.49	H
									H
									H
									H
									H
	1692	-62.97	-13	-49.97	-76.28	-64.59	1.00	4.76	V
	2538	-61.20	-13	-48.20	-77.81	-63.18	1.30	5.43	V
	3384	-58.82	-13	-45.82	-78.74	-62.59	1.57	7.49	V
									V
									V
								V	

Remark: Spurious emissions within 30-1000MHz were found more than 20dB below limit line.



LTE Band 5 / 5MHz / QPSK									
Channel	Frequency ( MHz )	ERP ( dBm )	Limit ( dBm )	Over Limit ( dB )	SPA Reading (dBm)	S.G. Power ( dBm )	TX Cable loss ( dB )	TX Antenna Gain (dBi)	Polarization (H/V)
Lowest	1648	-63.72	-13	-50.72	-76.9	-65.48	0.98	4.89	H
	2472	-61.48	-13	-48.48	-77.84	-63.36	1.28	5.32	H
	3296	-59.12	-13	-46.12	-78.81	-62.53	1.54	7.10	H
									H
									H
									H
									H
	1648	-63.68	-13	-50.68	-76.86	-65.44	0.98	4.89	V
	2472	-61.76	-13	-48.76	-78.12	-63.64	1.28	5.32	V
	3296	-59.10	-13	-46.10	-78.79	-62.51	1.54	7.10	V
									V
	Middle	1668	-63.24	-13	-50.24	-76.47	-64.93	0.99	4.83
2502		-61.37	-13	-48.37	-77.82	-63.33	1.29	5.40	H
3336		-58.87	-13	-45.87	-78.65	-62.45	1.55	7.28	H
									H
									H
									H
									H
1668		-63.31	-13	-50.31	-76.54	-65	0.99	4.83	V
2502		-61.44	-13	-48.44	-77.89	-63.4	1.29	5.40	V
3336		-58.93	-13	-45.93	-78.71	-62.51	1.55	7.28	V
									V
Highest		1688	-63.09	-13	-50.09	-76.37	-64.72	1.00	4.77
	2532	-61.15	-13	-48.15	-77.76	-63.12	1.30	5.43	H
	3376	-58.78	-13	-45.78	-78.7	-62.52	1.57	7.45	H
									H
									H
									H
									H
	1688	-63.00	-13	-50.00	-76.28	-64.63	1.00	4.77	V
	2532	-61.11	-13	-48.11	-77.72	-63.08	1.30	5.43	V
	3376	-58.88	-13	-45.88	-78.8	-62.62	1.57	7.45	V
									V
									V
								V	

Remark: Spurious emissions within 30-1000MHz were found more than 20dB below limit line.



LTE Band 5 / 10MHz / QPSK									
Channel	Frequency ( MHz )	ERP ( dBm )	Limit ( dBm )	Over Limit ( dB )	SPA Reading (dBm)	S.G. Power ( dBm )	TX Cable loss ( dB )	TX Antenna Gain (dBi)	Polarization (H/V)
Lowest	1667	-63.30	-13	-50.30	-76.53	-65	0.99	4.83	H
	2500.5	-61.59	-13	-48.59	-78.04	-63.55	1.29	5.40	H
	3334	-58.99	-13	-45.99	-78.77	-62.56	1.55	7.27	H
									H
									H
									H
									H
	1667	-63.38	-13	-50.38	-76.61	-65.08	0.99	4.83	V
	2500.5	-61.07	-13	-48.07	-77.2	-63.03	1.29	5.40	V
	3334	-58.88	-13	-45.88	-78.66	-62.45	1.55	7.27	V
									V
	Middle	1682	-63.52	-13	-50.52	-76.8	-65.17	0.99	4.79
2523		-61.37	-13	-48.37	-77.98	-63.34	1.30	5.42	H
3364		-58.91	-13	-45.91	-78.78	-62.6	1.56	7.40	H
									H
									H
									H
									H
1682		-63.45	-13	-50.45	-76.73	-65.1	0.99	4.79	V
2523		-61.49	-13	-48.49	-78.1	-63.46	1.30	5.42	V
3364		-58.75	-13	-45.75	-78.62	-62.44	1.56	7.40	V
									V
Highest		1697	-63.16	-13	-50.16	-76.47	-64.76	1.00	4.75
	2545	-60.98	-13	-47.98	-77.68	-62.96	1.30	5.44	H
	3394	-58.87	-13	-45.87	-78.83	-62.68	1.57	7.53	H
									H
									H
									H
									H
	1697	-62.99	-13	-49.99	-76.3	-64.59	1.00	4.75	V
	2545	-61.18	-13	-48.18	-77.88	-63.16	1.30	5.44	V
	3394	-58.85	-13	-45.85	-78.81	-62.66	1.57	7.53	V
									V
									V
								V	

Remark: Spurious emissions within 30-1000MHz were found more than 20dB below limit line.



## LTE Band 7

LTE Band 7 / 5MHz / QPSK									
Channel	Frequency ( MHz )	ERP ( dBm )	Limit ( dBm )	Over Limit ( dB )	SPA Reading (dBm)	S.G. Power ( dBm )	TX Cable loss ( dB )	TX Antenna Gain (dBi)	Polarization (H/V)
Lowest	5004	-60.07	-25	-35.07	-65.26	-67.43	2.34	9.70	H
	7500	-53.17	-25	-28.17	-67.68	-62.54	2.43	11.80	H
	10008	-54.57	-25	-29.57	-75.22	-64.08	2.70	12.20	H
	15000	-44.68	-25	-19.68	-72.77	-54.68	3.60	13.60	H
									H
									H
	5004	-60.88	-25	-35.88	-65.72	-68.24	2.34	9.70	V
	7500	-50.12	-25	-25.12	-65.57	-59.49	2.43	11.80	V
	10008	-54.31	-25	-29.31	-75.22	-63.82	2.70	12.20	V
	15000	-43.36	-25	-18.36	-72.28	-53.36	3.60	13.60	V
									V
									V
Middle	5064	-58.10	-25	-33.10	-63.91	-65.43	2.37	9.70	H
	7596	-51.79	-25	-26.79	-66.46	-61.25	2.40	11.86	H
	10128	-51.81	-25	-26.81	-72.29	-61.37	2.70	12.25	H
	15195.5	-42.87	-25	-17.87	-71.02	-53.06	3.68	13.87	H
									H
									H
									H
	5064	-57.98	-25	-32.98	-63.17	-65.31	2.37	9.70	V
	7596	-51.62	-25	-26.62	-66.02	-61.08	2.40	11.86	V
	10128	-52.92	-25	-27.92	-73.11	-62.48	2.70	12.25	V
	15195.5	-42.51	-25	-17.51	-70.63	-52.7	3.68	13.87	V
									V
								V	
Highest	5136	-66.98	-25	-41.98	-72.2	-74.26	2.42	9.70	H
	7692	-59.46	-25	-34.46	-74.07	-69.01	2.37	11.92	H
	10260	-51.23	-25	-26.23	-72.83	-60.84	2.69	12.30	H
	15391	-41.18	-25	-16.18	-68.69	-51.57	3.76	14.15	H
									H
									H
									H
	5136	-67.10	-25	-42.10	-72.88	-74.38	2.42	9.70	V
	7692	-56.27	-25	-31.27	-71.59	-65.82	2.37	11.92	V
	10260	-54.10	-25	-29.10	-75.5	-63.71	2.69	12.30	V
	15391	-44.92	-25	-19.92	-71.66	-55.31	3.76	14.15	V
									V
								V	
								V	

Remark: Spurious emissions within 30-1000MHz were found more than 20dB below limit line.



LTE Band 7 / 10MHz / QPSK									
Channel	Frequency ( MHz )	EIRP ( dBm )	Limit ( dBm )	Over Limit ( dB )	SPA Reading (dBm)	S.G. Power ( dBm )	TX Cable loss ( dB )	TX Antenna Gain (dBi)	Polarization (H/V)
Lowest	5004	-58.37	-25	-33.37	-63.4	-65.73	2.34	9.70	H
	7500	-52.01	-25	-27.01	-66.68	-61.38	2.43	11.80	H
	9996	-45.20	-25	-20.20	-65.69	-54.71	2.70	12.20	H
	15000	-37.25	-25	-12.25	-65.98	-47.25	3.60	13.60	H
									H
									H
									H
	5004	-58.38	-25	-33.38	-63.41	-65.74	2.34	9.70	V
	7500	-50.87	-25	-25.87	-65.54	-60.24	2.43	11.80	V
	9996	-45.44	-25	-20.44	-65.93	-54.95	2.70	12.20	V
	15000	-38.38	-25	-13.38	-67.11	-48.38	3.60	13.60	V
									V
									V
									V
								V	
Middle	5064	-65.06	-25	-40.06	-70.25	-72.39	2.37	9.70	H
	7596	-61.41	-25	-36.41	-76.26	-70.87	2.40	11.86	H
	10128	-50.67	-25	-25.67	-71.66	-60.23	2.70	12.25	H
	15184	-44.06	-25	-19.06	-72.25	-54.24	3.67	13.86	H
									H
									H
									H
	5061	-67.54	-25	-42.54	-72.73	-74.87	2.37	9.70	V
	7591.5	-59.27	-25	-34.27	-74.12	-68.72	2.40	11.85	V
	10122	-50.81	-25	-25.81	-71.8	-60.36	2.70	12.25	V
	15184	-45.10	-25	-20.10	-73.29	-55.28	3.67	13.86	V
									V
									V
									V
								V	
Highest	5124	-66.24	-25	-41.24	-71.61	-73.53	2.41	9.70	H
	7680	-49.10	-25	-24.10	-74.11	-58.64	2.37	11.91	H
	10248	-49.90	-25	-24.90	-71.35	-59.5	2.69	12.30	H
	15368	-40.32	-25	-15.32	-67.91	-50.68	3.75	14.12	H
									H
									H
									H
	5124	-67.12	-25	-42.12	-72.49	-74.41	2.41	9.70	V
	7680	-57.22	-25	-32.22	-72.23	-66.76	2.37	11.91	V
	10248	-51.56	-25	-26.56	-73.01	-61.16	2.69	12.30	V
	15368	-43.43	-25	-18.43	-71.02	-53.79	3.75	14.12	V
									V
									V
									V
								V	

Remark: Spurious emissions within 30-1000MHz were found more than 20dB below limit line.





LTE Band 7 / 15MHz / QPSK									
Channel	Frequency ( MHz )	EIRP ( dBm )	Limit ( dBm )	Over Limit ( dB )	SPA Reading (dBm)	S.G. Power ( dBm )	TX Cable loss ( dB )	TX Antenna Gain (dBi)	Polarization (H/V)
Lowest	5004	-68.32	-25	-43.32	-73.35	-75.68	2.34	9.70	H
	7500	-60.43	-25	-35.43	-75.1	-69.8	2.43	11.80	H
	10008	-52.78	-25	-27.78	-73.32	-62.29	2.70	12.20	H
	15000	-44.11	-25	-19.11	-72.84	-54.11	3.60	13.60	H
									H
									H
									H
	5004	-68.68	-25	-43.68	-73.71	-76.04	2.34	9.70	V
	7500	-59.88	-25	-34.88	-74.55	-69.25	2.43	11.80	V
	10008	-52.40	-25	-27.40	-72.94	-61.91	2.70	12.20	V
	15000	-45.53	-25	-20.53	-74.26	-55.53	3.60	13.60	V
									V
									V
									V
Middle	5052	-62.97	-25	-37.97	-68.1	-70.3	2.37	9.70	H
	7584	-60.23	-25	-35.23	-75.05	-69.68	2.40	11.85	H
	10116	-49.50	-25	-24.50	-70.43	-59.05	2.70	12.25	H
	15172	-39.79	-25	-14.79	-67.98	-49.96	3.67	13.84	H
									H
									H
									H
	5052	-65.93	-25	-40.93	-71.06	-73.26	2.37	9.70	V
	7584	-60.20	-25	-35.20	-75.02	-69.65	2.40	11.85	V
	10116	-49.36	-25	-24.36	-70.29	-58.91	2.70	12.25	V
	15172	-42.26	-25	-17.26	-70.45	-52.43	3.67	13.84	V
									V
									V
									V
Highest	5112	-66.09	-25	-41.09	-71.41	-73.39	2.40	9.70	H
	7668	-59.55	-25	-34.55	-74.53	-69.08	2.38	11.90	H
	10224	-51.67	-25	-26.67	-73.05	-61.26	2.69	12.29	H
	15333.5	-40.30	-25	-15.30	-67.99	-50.63	3.74	14.07	H
									H
									H
									H
	5112	-68.46	-25	-43.46	-73.78	-75.76	2.40	9.70	V
	7668	-57.70	-25	-32.70	-72.68	-67.23	2.38	11.90	V
	10224	-51.55	-25	-26.55	-72.93	-61.14	2.69	12.29	V
	15333.5	-40.01	-25	-15.01	-67.7	-50.34	3.74	14.07	V
									V
									V
									V
								V	

Remark: Spurious emissions within 30-1000MHz were found more than 20dB below limit line.



LTE Band 7 / 20MHz / QPSK									
Channel	Frequency ( MHz )	EIRP ( dBm )	Limit ( dBm )	Over Limit ( dB )	SPA Reading (dBm)	S.G. Power ( dBm )	TX Cable loss ( dB )	TX Antenna Gain (dBi)	Polarization (H/V)
Lowest	5004	-66.99	-25	-41.99	-71.38	-74.35	2.34	9.70	H
	7500	-51.66	-25	-26.66	-66.52	-61.03	2.43	11.80	H
	10008	-52.96	-25	-27.96	-73.42	-62.47	2.70	12.20	H
	15011	-42.50	-25	-17.50	-71.13	-52.51	3.60	13.62	H
									H
									H
									H
	5004	-67.85	-25	-42.85	-72.95	-75.21	2.34	9.70	V
	7500	-56.16	-25	-31.16	-70.7	-65.53	2.43	11.80	V
	10008	-53.35	-25	-28.35	-74.09	-62.86	2.70	12.20	V
	15011	-45.02	-25	-20.02	-73.72	-55.03	3.60	13.62	V
									V
									V
									V
Middle	5052	-64.14	-25	-39.14	-69.27	-71.47	2.37	9.70	H
	7584	-60.71	-25	-35.71	-75.53	-70.16	2.40	11.85	H
	10104	-50.54	-25	-25.54	-71.47	-60.09	2.70	12.24	H
	15161	-40.23	-25	-15.23	-68.47	-50.39	3.66	13.83	H
									H
									H
									H
	5052	-65.42	-25	-40.42	-70.55	-72.75	2.37	9.70	V
	7584	-59.09	-25	-34.09	-73.91	-68.54	2.40	11.85	V
	10104	-49.83	-25	-24.83	-70.76	-59.38	2.70	12.24	V
	15161	-41.32	-25	-16.32	-69.56	-51.48	3.66	13.83	V
									V
									V
									V
Highest	5100	-62.83	-25	-37.83	-68.62	-70.14	2.39	9.70	H
	7656	-51.02	-25	-26.02	-66.65	-60.53	2.38	11.89	H
	10200	-50.13	-25	-25.13	-72	-59.71	2.70	12.28	H
	15310	-39.28	-25	-14.28	-66.89	-49.59	3.73	14.03	H
									H
									H
									H
	5100	-59.71	-25	-34.71	-64.42	-67.02	2.39	9.70	V
	7656	-47.17	-25	-22.17	-62.53	-56.68	2.38	11.89	V
	10200	-51.75	-25	-26.75	-72.45	-61.33	2.70	12.28	V
	15310	-40.31	-25	-15.31	-68.54	-50.62	3.73	14.03	V
									V
									V
									V

Remark: Spurious emissions within 30-1000MHz were found more than 20dB below limit line.



## LTE Band 12

LTE Band 12 / 1.4MHz / QPSK									
Channel	Frequency ( MHz )	ERP ( dBm )	Limit ( dBm )	Over Limit ( dB )	SPA Reading (dBm)	S.G. Power ( dBm )	TX Cable loss ( dB )	TX Antenna Gain (dBi)	Polarization (H/V)
Lowest	1400	-63.42	-13.00	-50.42	-75.82	-65.08	0.87	4.68	H
	2096	-63.24	-13.00	-50.24	-77.97	-64.11	1.16	4.19	H
	2796	-60.33	-13.00	-47.33	-78.37	-62.43	1.38	5.64	H
									H
									H
									H
	1400	-63.37	-13.00	-50.37	-75.87	-65.03	0.87	4.68	V
	2096	-62.28	-13.00	-49.28	-77.41	-63.15	1.16	4.19	V
	2796	-60.38	-13.00	-47.38	-78.65	-62.48	1.38	5.64	V
									V
									V
									V
Middle	1416	-63.46	-13.00	-50.46	-75.63	-65.21	0.87	4.78	H
	2120	-63.12	-13.00	-50.12	-77.63	-64.06	1.17	4.26	H
	2828	-60.59	-13.00	-47.59	-78.70	-62.71	1.39	5.66	H
									H
									H
									H
	1416	-63.68	-13.00	-50.68	-75.46	-65.43	0.87	4.78	V
	2120	-61.17	-13.00	-48.17	-76.40	-62.11	1.17	4.26	V
	2828	-60.70	-13.00	-47.70	-78.48	-62.82	1.39	5.66	V
									V
									V
									V
Highest	1430	-63.54	-13.00	-50.54	-75.92	-65.38	0.88	4.87	H
	2144	-63.12	-13.00	-50.12	-77.86	-64.12	1.18	4.33	H
	2858	-60.83	-13.00	-47.83	-78.60	-62.96	1.40	5.69	H
									H
									H
									H
	1430	-63.47	-13.00	-50.47	-76.03	-65.31	0.88	4.87	V
	2144	-62.58	-13.00	-49.58	-76.86	-63.58	1.18	4.33	V
	2858	-60.61	-13.00	-47.61	-78.41	-62.74	1.40	5.69	V
									V
									V
									V

Remark: Spurious emissions within 30-1000MHz were found more than 20dB below limit line.



LTE Band 12 / 3MHz / QPSK									
Channel	Frequency ( MHz )	ERP ( dBm )	Limit ( dBm )	Over Limit ( dB )	SPA Reading (dBm)	S.G. Power ( dBm )	TX Cable loss ( dB )	TX Antenna Gain (dBi)	Polarization (H/V)
Lowest	1400	-63.60	-13.00	-50.60	-75.29	-65.26	0.87	4.68	H
	2096	-63.28	-13.00	-50.28	-77.66	-64.15	1.16	4.19	H
	2796	-60.01	-13.00	-47.01	-78.50	-62.11	1.38	5.64	H
									H
									H
									H
									H
	1400	-63.57	-13.00	-50.57	-75.45	-65.23	0.87	4.68	V
	2096	-63.29	-13.00	-50.29	-77.51	-64.16	1.16	4.19	V
	2796	-60.74	-13.00	-47.74	-78.38	-62.84	1.38	5.64	V
									V
	Middle	1416	-63.59	-13.00	-50.59	-75.19	-65.34	0.87	4.78
2118		-63.34	-13.00	-50.34	-77.64	-64.27	1.17	4.25	H
2824		-60.64	-13.00	-47.64	-78.48	-62.76	1.39	5.66	H
									H
									H
									H
									H
1416		-63.48	-13.00	-50.48	-75.43	-65.23	0.87	4.78	V
2118		-62.26	-13.00	-49.26	-77.21	-63.19	1.17	4.25	V
2824		-60.96	-13.00	-47.96	-78.24	-63.08	1.39	5.66	V
									V
Highest		1424	-63.33	-13.00	-50.33	-75.76	-65.13	0.88	4.83
	2136	-63.11	-13.00	-50.11	-78.25	-64.09	1.18	4.31	H
	2848	-60.58	-13.00	-47.58	-78.30	-62.71	1.40	5.68	H
									H
									H
									H
									H
	1424	-63.44	-13.00	-50.44	-75.97	-65.24	0.88	4.83	V
	2136	-63.15	-13.00	-50.15	-77.79	-64.13	1.18	4.31	V
	2848	-60.98	-13.00	-47.98	-78.39	-63.11	1.40	5.68	V
									V
									V
								V	
								V	

Remark: Spurious emissions within 30-1000MHz were found more than 20dB below limit line.



LTE Band 12 / 5MHz / QPSK									
Channel	Frequency ( MHz )	ERP ( dBm )	Limit ( dBm )	Over Limit ( dB )	SPA Reading (dBm)	S.G. Power ( dBm )	TX Cable loss ( dB )	TX Antenna Gain (dBi)	Polarization (H/V)
Lowest	1400	-63.43	-13.00	-50.43	-75.40	-65.09	0.87	4.68	H
	2096	-62.34	-13.00	-49.34	-77.45	-63.21	1.16	4.19	H
	2796	-60.74	-13.00	-47.74	-78.55	-62.84	1.38	5.64	H
									H
									H
									H
									H
	1400	-63.77	-13.00	-50.77	-75.54	-65.43	0.87	4.68	V
	2096	-62.94	-13.00	-49.94	-76.82	-63.81	1.16	4.19	V
	2796	-60.46	-13.00	-47.46	-78.39	-62.56	1.38	5.64	V
									V
	Middle	1416	-63.68	-13.00	-50.68	-75.51	-65.43	0.87	4.78
2120		-62.92	-13.00	-49.92	-77.61	-63.86	1.17	4.26	H
2828		-60.30	-13.00	-47.30	-78.36	-62.42	1.39	5.66	H
									H
									H
									H
									H
1416		-63.54	-13.00	-50.54	-75.21	-65.29	0.87	4.78	V
2120		-62.12	-13.00	-49.12	-77.08	-63.06	1.17	4.26	V
2828		-60.79	-13.00	-47.79	-78.56	-62.91	1.39	5.66	V
									V
Highest		1424	-63.49	-13.00	-50.49	-75.73	-65.29	0.88	4.83
	2136	-61.17	-13.00	-48.17	-76.49	-62.15	1.18	4.31	H
	2848	-60.70	-13.00	-47.70	-78.21	-62.83	1.40	5.68	H
									H
									H
									H
									H
	1424	-63.44	-13.00	-50.44	-75.73	-65.24	0.88	4.83	V
	2136	-61.83	-13.00	-48.83	-76.49	-62.81	1.18	4.31	V
	2848	-60.93	-13.00	-47.93	-78.21	-63.06	1.40	5.68	V
									V
									V
								V	
								V	

Remark: Spurious emissions within 30-1000MHz were found more than 20dB below limit line.



LTE Band 12 / 10MHz / QPSK									
Channel	Frequency ( MHz )	ERP ( dBm )	Limit ( dBm )	Over Limit ( dB )	SPA Reading (dBm)	S.G. Power ( dBm )	TX Cable loss ( dB )	TX Antenna Gain (dBi)	Polarization (H/V)
Lowest	1400	-63.57	-13.00	-50.57	-75.86	-65.23	0.87	4.68	H
	2096	-63.94	-13.00	-50.94	-77.74	-64.81	1.16	4.19	H
	2800	-60.86	-13.00	-47.86	-78.65	-62.97	1.38	5.64	H
									H
									H
									H
									H
	1400	-63.57	-13.00	-50.57	-75.87	-65.23	0.87	4.68	V
	2096	-62.18	-13.00	-49.18	-77.19	-63.05	1.16	4.19	V
	2800	-60.67	-13.00	-47.67	-78.51	-62.78	1.38	5.64	V
									V
	Middle	1408	-63.52	-13.00	-50.52	-75.60	-65.23	0.87	4.73
2112		-62.50	-13.00	-49.50	-77.27	-63.42	1.17	4.24	H
2816		-60.08	-13.00	-47.08	-78.18	-62.19	1.39	5.65	H
									H
									H
									H
									H
1408		-63.54	-13.00	-50.54	-75.49	-65.25	0.87	4.73	V
2112		-61.27	-13.00	-48.27	-76.47	-62.19	1.17	4.24	V
2816		-60.95	-13.00	-47.95	-78.33	-63.06	1.39	5.65	V
									V
Highest		1412	-63.58	-13.00	-50.58	-75.28	-65.31	0.87	4.75
	2118	-63.16	-13.00	-50.16	-77.75	-64.09	1.17	4.25	H
	2824	-60.42	-13.00	-47.42	-78.29	-62.54	1.39	5.66	H
									H
									H
									H
									H
	1412	-63.56	-13.00	-50.56	-75.45	-65.29	0.87	4.75	V
	2118	-62.88	-13.00	-49.88	-77.00	-63.81	1.17	4.25	V
	2824	-60.94	-13.00	-47.94	-78.13	-63.06	1.39	5.66	V
	1430	-61.39	-13.00	-48.39	-75.92	-65.38	0.88	4.87	H
	2144	-60.97	-13.00	-47.97	-77.86	-64.12	1.18	4.33	H
2858	-58.68	-13.00	-45.68	-78.60	-62.96	1.40	5.69	H	
								V	

Remark: Spurious emissions within 30-1000MHz were found more than 20dB below limit line.



### LTE Band 13

LTE Band 13 / 5MHz / QPSK									
Channel	Frequency ( MHz )	ERP ( dBm )	Limit ( dBm )	Over Limit ( dB )	SPA Reading (dBm)	S.G. Power ( dBm )	TX Cable loss ( dB )	TX Antenna Gain (dBi)	Polarization (H/V)
Lowest	1560	-64.06	-42.15	-21.91	-77.04	-66.10	0.94	5.13	H
	2336	-62.54	-13	-49.54	-78.22	-64.06	1.24	4.91	H
	3120	-59.59	-13	-46.59	-78.80	-62.28	1.49	6.33	H
									H
									H
									H
	1560	-63.90	-42.15	-21.75	-76.88	-65.94	0.94	5.13	V
	2336	-62.27	-13	-49.27	-77.95	-63.79	1.24	4.91	V
	3120	-59.66	-13	-46.66	-78.87	-62.35	1.49	6.33	V
									V
									V
									V
Middle	1564	-63.77	-42.15	-21.62	-76.75	-65.80	0.94	5.12	H
	2346	-62.17	-13	-49.17	-77.86	-63.72	1.24	4.94	H
	3128	-59.29	-13	-46.29	-78.50	-62.02	1.49	6.36	H
									H
									H
									H
	1564	-63.92	-42.15	-21.77	-76.90	-65.95	0.94	5.12	V
	2346	-62.58	-13	-49.58	-78.27	-64.13	1.24	4.94	V
	3128	-59.85	-13	-46.85	-79.06	-62.58	1.49	6.36	V
									V
									V
									V
Highest	1568	-63.98	-42.15	-21.83	-76.96	-66.00	0.94	5.11	H
	2352	-62.41	-13	-49.41	-78.18	-63.97	1.24	4.96	H
	3136	-59.69	-13	-46.69	-78.96	-62.45	1.49	6.40	H
									H
									H
									H
	1568	-64.11	-42.15	-21.96	-77.09	-66.13	0.94	5.11	V
	2352	-62.33	-13	-49.33	-78.10	-63.89	1.24	4.96	V
	3136	-59.84	-13	-46.84	-79.11	-62.60	1.49	6.40	V
									V
									V
									V

Remark: Spurious emissions within 30-1000MHz were found more than 20dB below limit line.



LTE Band 13 / 10MHz / QPSK									
Channel	Frequency ( MHz )	ERP ( dBm )	Limit ( dBm )	Over Limit ( dB )	SPA Reading (dBm)	S.G. Power ( dBm )	TX Cable loss ( dB )	TX Antenna Gain (dBi)	Polarization (H/V)
Middle	1564	-63.94	-42.15	-21.79	-76.92	-65.97	0.94	5.12	H
	2344	-62.51	-13	-49.51	-78.2	-64.05	1.24	4.93	H
	3128	-59.69	-13	-46.69	-78.9	-62.42	1.49	6.36	H
									H
									H
									H
									H
	1564	-63.98	-42.15	-21.83	-76.96	-66.01	0.94	5.12	V
	2344	-62.47	-13	-49.47	-78.16	-64.01	1.24	4.93	V
	3128	-59.72	-13	-46.72	-78.93	-62.45	1.49	6.36	V
									V
									V
									V
									V

Remark: Spurious emissions within 30-1000MHz were found more than 20dB below limit line.





## LTE Band 17

LTE Band 17 / 5MHz / QPSK										
Channel	Frequency ( MHz )	ERP ( dBm )	Limit ( dBm )	Over Limit ( dB )	SPA Reading (dBm)	S.G. Power ( dBm )	TX Cable loss ( dB )	TX Antenna Gain (dBi)	Polarization (H/V)	
Lowest	1408	-63.47	-13	-50.47	-75.41	-65.18	0.87	4.73	H	
	2112	-62.75	-13	-49.75	-77.29	-63.67	1.17	4.24	H	
	2816	-60.52	-13	-47.52	-78.52	-62.63	1.39	5.65	H	
										H
										H
										H
	1408	-63.66	-13	-50.66	-75.60	-65.37	0.87	4.73	V	
	2112	-62.48	-13	-49.48	-77.02	-63.40	1.17	4.24	V	
	2816	-60.40	-13	-47.40	-78.40	-62.51	1.39	5.65	V	
										V
										V
										V
Middle	1416	-63.90	-13	-50.90	-75.84	-65.65	0.87	4.78	H	
	2120	-62.27	-13	-49.27	-76.89	-63.21	1.17	4.26	H	
	2832	-59.92	-13	-46.92	-78.00	-62.04	1.39	5.67	H	
										H
										H
										H
	1416	-63.74	-13	-50.74	-75.68	-65.49	0.87	4.78	V	
	2120	-63.13	-13	-50.13	-77.75	-64.07	1.17	4.26	V	
	2832	-60.51	-13	-47.51	-78.59	-62.63	1.39	5.67	V	
										V
										V
										V
Highest	1424	-63.58	-13	-50.58	-75.72	-65.38	0.88	4.83	H	
	2136	-61.99	-13	-48.99	-76.70	-62.97	1.18	4.31	H	
	2848	-60.22	-13	-47.22	-78.38	-62.35	1.40	5.68	H	
										H
										H
										H
	1424	-63.66	-13	-50.66	-75.80	-65.46	0.88	4.83	V	
	2136	-61.63	-13	-48.63	-76.34	-62.61	1.18	4.31	V	
	2848	-60.35	-13	-47.35	-78.51	-62.48	1.40	5.68	V	
										V
										V
										V

Remark: Spurious emissions within 30-1000MHz were found more than 20dB below limit line.



LTE Band 17 / 10MHz / QPSK									
Channel	Frequency ( MHz )	ERP ( dBm )	Limit ( dBm )	Over Limit ( dB )	SPA Reading (dBm)	S.G. Power ( dBm )	TX Cable loss ( dB )	TX Antenna Gain (dBi)	Polarization (H/V)
Lowest	1408	-63.97	-13	-50.97	-75.91	-65.68	0.87	4.73	H
	2112	-62.45	-13	-49.45	-76.99	-63.37	1.17	4.24	H
	2816	-60.67	-13	-47.67	-78.67	-62.78	1.39	5.65	H
									H
									H
									H
									H
	1408	-63.89	-13	-50.89	-75.83	-65.60	0.87	4.73	V
	2212	-62.84	-13	-49.84	-77.38	-64.03	1.20	4.54	V
	2816	-60.56	-13	-47.56	-78.56	-62.67	1.39	5.65	V
									V
	Middle	1408	-63.79	-13	-50.79	-75.73	-65.50	0.87	4.73
2120		-62.09	-13	-49.09	-76.71	-63.03	1.17	4.26	H
2824		-60.48	-13	-47.48	-78.48	-62.60	1.39	5.66	H
									H
									H
									H
									H
1408		-63.47	-13	-50.47	-75.41	-65.18	0.87	4.73	V
2120		-63.10	-13	-50.10	-77.72	-64.04	1.17	4.26	V
2824		-60.09	-13	-47.09	-78.09	-62.21	1.39	5.66	V
									V
Highest		1416	-63.71	-13	-50.71	-75.65	-65.46	0.87	4.78
	2120	-62.58	-13	-49.58	-77.20	-63.52	1.17	4.26	H
	2824	-60.48	-13	-47.48	-78.48	-62.60	1.39	5.66	H
									H
									H
									H
									H
	1416	-63.74	-13	-50.74	-75.68	-65.49	0.87	4.78	V
	2120	-62.47	-13	-49.47	-77.09	-63.41	1.17	4.26	V
	2824	-60.64	-13	-47.64	-78.64	-62.76	1.39	5.66	V
									V

Remark: Spurious emissions within 30-1000MHz were found more than 20dB below limit line.



IC LTE Band 17 / 5MHz / QPSK									
Channel	Frequency ( MHz )	EIRP ( dBm )	Limit ( dBm )	Over Limit ( dB )	SPA Reading (dBm)	S.G. Power ( dBm )	TX Cable loss ( dB )	TX Antenna Gain (dBi)	Polarization (H/V)
Lowest	1408	-61.32	-13.00	-48.32	-75.41	-65.18	0.87	4.73	H
	2112	-60.60	-13.00	-47.60	-77.29	-63.67	1.17	4.24	H
	2816	-58.37	-13.00	-45.37	-78.52	-62.63	1.39	5.65	H
									H
									H
									H
									H
	1408	-61.51	-13.00	-48.51	-75.60	-65.37	0.87	4.73	V
	2112	-60.33	-13.00	-47.33	-77.02	-63.40	1.17	4.24	V
	2816	-58.25	-13.00	-45.25	-78.40	-62.51	1.39	5.65	V
									V
	Middle	1416	-61.75	-13	-48.75	-75.84	-65.65	0.87	4.78
2120		-60.12	-13	-47.12	-76.89	-63.21	1.17	4.26	H
2832		-57.77	-13	-44.77	-78.00	-62.04	1.39	5.67	H
									H
									H
									H
									H
1416		-61.59	-13	-48.59	-75.68	-65.49	0.87	4.78	V
2120		-60.98	-13	-47.98	-77.75	-64.07	1.17	4.26	V
2832		-58.36	-13	-45.36	-78.59	-62.63	1.39	5.67	V
									V
Highest		1424	-61.43	-13	-48.43	-75.72	-65.38	0.88	4.83
	2136	-59.84	-13	-46.84	-76.70	-62.97	1.18	4.31	H
	2848	-58.07	-13	-45.07	-78.38	-62.35	1.40	5.68	H
									H
									H
									H
									H
	1424	-61.51	-13	-48.51	-75.80	-65.46	0.88	4.83	V
	2136	-59.48	-13	-46.48	-76.34	-62.61	1.18	4.31	V
	2848	-58.20	-13	-45.20	-78.51	-62.48	1.40	5.68	V
									V
									V
								V	

Remark: Spurious emissions within 30-1000MHz were found more than 20dB below limit line.



### LTE Band 66

LTE Band 66 / 1.4MHz / QPSK										
Channel	Frequency ( MHz )	EIRP ( dBm )	Limit ( dBm )	Over Limit ( dB )	SPA Reading (dBm)	S.G. Power ( dBm )	TX Cable loss ( dB )	TX Antenna Gain (dBi)	Polarization (H/V)	
Lowest	3420	-54.71	-13	-41.71	-74.72	-60.78	1.58	7.65	H	
	8551	-45.01	-13	-32.01	-79.79	-55.14	2.39	12.52	H	
	15392	-30.35	-13	-17.35	-76.88	-40.74	3.76	14.15	H	
										H
										H
										H
	3420	-58.11	-13	-45.11	-78.12	-64.18	1.58	7.65	V	
	8551	-45.31	-13	-32.31	-80.09	-55.44	2.39	12.52	V	
	15392	-30.37	-13	-17.37	-76.9	-40.76	3.76	14.15	V	
										V
										V
										V
Middle	3490	-57.03	-13	-44.03	-77.22	-63.38	1.60	7.96	H	
	8726	-44.87	-13	-31.87	-80.15	-55.04	2.42	12.59	H	
	15704	-32.15	-13	-19.15	-78.49	-42.27	3.89	14.01	H	
										H
										H
										H
	3490	-58.51	-13	-45.51	-78.7	-64.86	1.60	7.96	V	
	8726	-45.85	-13	-32.85	-81.13	-56.02	2.42	12.59	V	
	15704	-32.60	-13	-19.60	-78.94	-42.72	3.89	14.01	V	
										V
										V
										V
Highest	3560	-58.39	-13	-45.39	-78.71	-64.84	1.62	8.07	H	
	8894	-42.71	-13	-29.71	-78.48	-52.91	2.46	12.66	H	
	16008	-33.61	-13	-20.61	-80.2	-43.17	4.01	13.58	H	
										H
										H
										H
	3560	-58.79	-13	-45.79	-79.09	-65.24	1.62	8.07	V	
	8894	-44.18	-13	-31.18	-79.95	-54.38	2.46	12.66	V	
	16008	-33.21	-13	-20.21	-79.8	-42.77	4.01	13.58	V	
										V
										V
										V

Remark: Spurious emissions within 30-1000MHz were found more than 20dB below limit line.



LTE Band 66 / 3MHz / QPSK									
Channel	Frequency ( MHz )	EIRP ( dBm )	Limit ( dBm )	Over Limit ( dB )	SPA Reading (dBm)	S.G. Power ( dBm )	TX Cable loss ( dB )	TX Antenna Gain (dBi)	Polarization (H/V)
Lowest	3420	-57.50	-13	-44.50	-77.5	-63.57	1.58	7.65	H
	8551	-44.50	-13	-31.50	-79.27	-54.63	2.39	12.52	H
	15392	-29.07	-13	-16.07	-75.59	-39.46	3.76	14.15	H
									H
									H
									H
									H
	3420	-58.43	-13	-45.43	-78.43	-64.5	1.58	7.65	V
	8551	-44.64	-13	-31.64	-79.41	-54.77	2.39	12.52	V
	15392	-30.54	-13	-17.54	-77.06	-40.93	3.76	14.15	V
									V
	Middle	3490	-58.65	-13	-45.65	-78.83	-65	1.60	7.96
8887		-44.91	-13	-31.91	-80.65	-55.11	2.46	12.65	H
15696		-30.75	-13	-17.75	-77.07	-40.89	3.89	14.03	H
									H
									H
									H
									H
3490		-58.13	-13	-45.13	-78.31	-64.48	1.60	7.96	V
8887		-44.84	-13	-31.84	-80.58	-55.04	2.46	12.65	V
15696		-31.17	-13	-18.17	-77.49	-41.31	3.89	14.03	V
									V
ighest		3553	-58.58	-13	-45.58	-78.87	-65.02	1.62	8.06
	8887	-42.47	-13	-29.47	-78.21	-52.67	2.46	12.65	H
	15992	-32.98	-13	-19.98	-79.51	-42.58	4.01	13.61	H
									H
									H
									H
									H
	3553	-58.85	-13	-45.85	-79.14	-65.29	1.62	8.06	V
	8887	-43.15	-13	-30.15	-78.89	-53.35	2.46	12.65	V
	15992	-32.34	-13	-19.34	-78.87	-41.94	4.01	13.61	V
									V
									V
								V	

Remark: Spurious emissions within 30-1000MHz were found more than 20dB below limit line.



LTE Band 66 / 5MHz / QPSK									
Channel	Frequency ( MHz )	EIRP ( dBm )	Limit ( dBm )	Over Limit ( dB )	SPA Reading (dBm)	S.G. Power ( dBm )	TX Cable loss ( dB )	TX Antenna Gain (dBi)	Polarization (H/V)
Lowest	3420	-53.24	-13	-40.24	-73.37	-59.31	1.58	7.65	H
	8551	-43.16	-13	-30.16	-78.76	-53.29	2.39	12.52	H
	15392	-29.37	-13	-16.37	-75.97	-39.76	3.76	14.15	H
									H
									H
									H
									H
	3420	-57.99	-13	-44.99	-77.22	-64.06	1.58	7.65	V
	8551	-44.06	-13	-31.06	-79.42	-54.19	2.39	12.52	V
	15392	-29.64	-13	-16.64	-76.2	-40.03	3.76	14.15	V
									V
	Middle	3483	-56.48	-13	-43.48	-77.09	-62.81	1.60	7.93
8712		-44.00	-13	-31.00	-79.07	-54.16	2.42	12.58	H
15668		-31.38	-13	-18.38	-77.97	-41.53	3.88	14.04	H
									H
									H
									H
									H
3483		-58.40	-13	-45.40	-78.79	-64.73	1.60	7.93	V
8712		-45.90	-13	-32.90	-80.66	-56.06	2.42	12.58	V
15668		-29.26	-13	-16.26	-76.21	-39.41	3.88	14.04	V
									V
Highest		3353	-57.69	-13	-44.69	-77.66	-63.49	1.56	7.35
	8880	-42.86	-13	-29.86	-78.31	-53.06	2.46	12.65	H
	15976	-32.23	-13	-19.23	-78.72	-41.86	4.00	13.63	H
									H
									H
									H
									H
	3353	-57.57	-13	-44.57	-78.09	-63.37	1.56	7.35	V
	8880	-44.94	-13	-31.94	-79.89	-55.14	2.46	12.65	V
	15976	-30.62	-13	-17.62	-77.4	-40.25	4.00	13.63	V
									V
									V
								V	
								V	

Remark: Spurious emissions within 30-1000MHz were found more than 20dB below limit line.



LTE Band 66 / 10MHz / QPSK									
Channel	Frequency ( MHz )	EIRP ( dBm )	Limit ( dBm )	Over Limit ( dB )	SPA Reading (dBm)	S.G. Power ( dBm )	TX Cable loss ( dB )	TX Antenna Gain (dBi)	Polarization (H/V)
Lowest	3420	-54.27	-13	-41.27	-75.45	-60.34	1.58	7.65	H
	8551	-43.13	-13	-30.13	-78.15	-53.26	2.39	12.52	H
	15392	-30.76	-13	-17.76	-77.18	-41.15	3.76	14.15	H
									H
									H
									H
									H
	3420	-56.42	-13	-43.42	-76.06	-62.49	1.58	7.65	V
	8551	-44.05	-13	-31.05	-79.05	-54.18	2.39	12.52	V
	15392	-28.26	-13	-15.26	-74.99	-38.65	3.76	14.15	V
									V
	Middle	3483	-57.26	-13	-44.26	-77.24	-63.59	1.60	7.93
8705		-44.07	-13	-31.07	-79.75	-54.23	2.42	12.58	H
15664		-30.11	-13	-17.11	-76.63	-40.31	3.87	14.07	H
									H
									H
									H
									H
3483		-58.93	-13	-45.93	-78.62	-65.26	1.60	7.93	V
8705		-45.65	-13	-32.65	-80.32	-55.81	2.42	12.58	V
15664		-28.04	-13	-15.04	-74.7	-38.24	3.87	14.07	V
									V
Highest		3539	-58.00	-13	-45.00	-78.59	-64.43	1.62	8.05
	8852	-32.42	-13	-19.42	-78.27	-42.61	2.45	12.64	H
	15936	-31.65	-13	-18.65	-78.36	-41.35	3.99	13.69	H
									H
									H
									H
									H
	3539	-58.49	-13	-45.49	-78.98	-64.92	1.62	8.05	V
	8852	-44.89	-13	-31.89	-79.91	-55.08	2.45	12.64	V
	15936	-30.42	-13	-17.42	-77.34	-40.12	3.99	13.69	V
									V
									V
								V	

Remark: Spurious emissions within 30-1000MHz were found more than 20dB below limit line.



LTE Band 66 / 15MHz / QPSK									
Channel	Frequency ( MHz )	EIRP ( dBm )	Limit ( dBm )	Over Limit ( dB )	SPA Reading (dBm)	S.G. Power ( dBm )	TX Cable loss ( dB )	TX Antenna Gain (dBi)	Polarization (H/V)
Lowest	3420	-53.26	-13	-40.46	-73.3	-59.53	1.58	7.65	H
	8558	-44.67	-13	-31.67	-78.98	-54.81	2.39	12.52	H
	15400	-32.27	-13	-19.27	-78.52	-42.67	3.76	14.16	H
									H
									H
									H
									H
	3420	-55.34	-13	-42.34	-75.36	-61.41	1.58	7.65	V
	8558	-44.12	-13	-31.12	-79.72	-54.26	2.39	12.52	V
	15400	-29.72	-13	-16.72	-75.81	-40.12	3.76	14.16	V
									V
	Middle	3476	-55.53	-13	-42.53	-75.99	-61.83	1.60	7.89
8691		-44.86	-13	-31.86	-79.24	-55.02	2.42	12.58	H
15648		-29.08	-13	-16.08	-75.55	-39.31	3.87	14.09	H
									H
									H
									H
									H
3476		-57.43	-13	-44.43	-77.99	-63.73	1.60	7.89	V
8691		-45.98	-13	-32.98	-80.48	-56.14	2.42	12.58	V
15648		-28.46	-13	-15.46	-74.55	-38.69	3.87	14.09	V
									V
Highest		3532	-57.39	-13	-44.39	-77.89	-63.81	1.61	8.04
	8831	-43.07	-13	-30.07	-78.87	-53.26	2.45	12.63	H
	15896	-32.38	-13	-19.38	-78.85	-42.15	3.97	13.75	H
									H
									H
									H
									H
	3532	-58.61	-13	-45.61	-78.56	-65.03	1.61	8.04	V
	8831	-44.42	-13	-31.42	-80.46	-54.61	2.45	12.63	V
	15896	-31.48	-13	-18.48	-77.5	-41.25	3.97	13.75	V
									V
									V
								V	
								V	

Remark: Spurious emissions within 30-1000MHz were found more than 20dB below limit line.





LTE Band 66 / 20MHz / QPSK									
Channel	Frequency ( MHz )	EIRP ( dBm )	Limit ( dBm )	Over Limit ( dB )	SPA Reading (dBm)	S.G. Power ( dBm )	TX Cable loss ( dB )	TX Antenna Gain (dBi)	Polarization (H/V)
Lowest	3420	-56.07	-13	-43.07	-76.42	-62.14	1.58	7.65	H
	8558	-44.05	-13	-31.05	-79.03	-54.19	2.39	12.52	H
	15400	-31.12	-13	-18.12	-78.04	-41.52	3.76	14.16	H
									H
									H
									H
									H
	3420	-56.18	-13	-43.18	-76.62	-62.25	1.58	7.65	V
	8558	-44.90	-13	-31.90	-79.57	-55.04	2.39	12.52	V
	15400	-28.27	-13	-15.27	-74.82	-38.67	3.76	14.16	V
									V
	Middle	3476	-57.96	-13	-44.96	-77.31	-64.26	1.60	7.89
8684		-43.03	-13	-30.03	-78.61	-53.19	2.41	12.57	H
15624		-29.78	-13	-16.78	-75.45	-40.05	3.86	14.13	H
									H
									H
									H
									H
3476		-57.21	-13	-44.21	-77.72	-63.51	1.60	7.89	V
8684		-44.88	-13	-31.88	-79.69	-55.04	2.41	12.57	V
15624		-27.30	-13	-14.30	-74.26	-37.57	3.86	14.13	V
									V
Highest		3525	-57.77	-13	-44.77	-77.99	-64.19	1.61	8.03
	8883	-44.47	-13	-31.47	-79.57	-54.67	2.46	12.65	H
	15848	-32.48	-13	-19.48	-78.57	-42.34	3.95	13.81	H
									H
									H
									H
									H
	3525	-58.41	-13	-45.41	-78.9	-64.83	1.61	8.03	V
	8883	-45.71	-13	-32.71	-80.54	-55.91	2.46	12.65	V
	15848	-31.62	-13	-18.62	-77.85	-41.48	3.95	13.81	V
									V
									V
								V	

Remark: Spurious emissions within 30-1000MHz were found more than 20dB below limit line.