

2023-06-13 System Performance Check Report D750V3 - SN1139

Summary

Dipole	D750V3 - SN1139		
Frequency [MHz]	750.0		
Phantom Section TSL	Flat HSL	Dev. Peak [%]	4.6
Power [dBm]	17.0	Iso. Error [%]	1.3

Exposure Conditions

Dipole Distance [mm]	15	TSL Permittivity	42.9
Conversion Factor	10.65	TSL Conductivity [S/m]	0.909

Hardware Setup

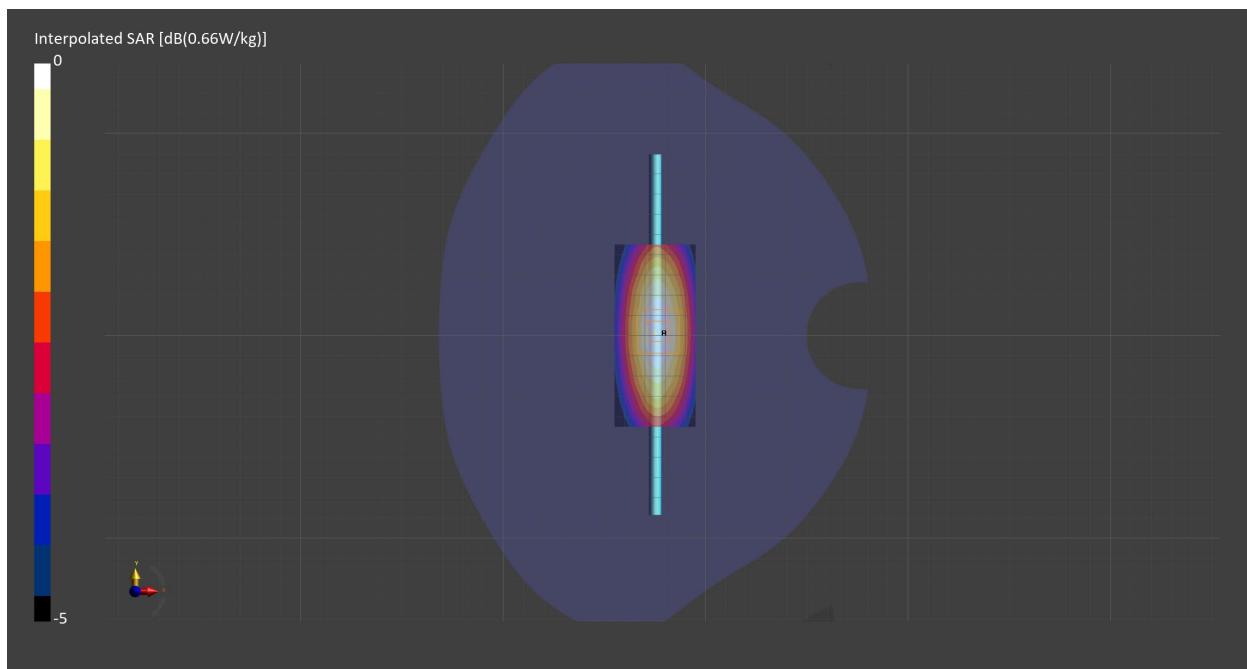
Probe Calibration Date	EX3DV4 - SN7710 2023-02-03	Phantom	Twin-SAM V8.0 (30deg probe tilt) - SN2084
DAE Calibration Date	DAE4 Sn1715 2023-01-23	TSL Meas. Date	HBBL600-10000V6 2023-Jun-13

Scans Setup

	Area Scan	Zoom Scan
Grid Extents [mm]	40.0 x 90.0	30.0 x 30.0 x 30.0
Grid Steps [mm]	10.0 x 15.0	6.0 x 6.0 x 1.5
Sensor Surface [mm]	3.0	1.4
Graded Grid	n/a	Yes
M2/M1 [%]		85.8
Dist 3dB Peak [mm]		23.9

Measurement Results

	Area Scan	Zoom Scan
psSAR1g [W/Kg]	0.417	0.419
psSAR10g [W/Kg]	0.278	0.275
Power Drift [dB]	n/a	0.01



2023-06-19 System Performance Check Report D900V2 - SN1d180

Summary

Dipole	D900V2 - SN1d180		
Frequency [MHz]	900.0		
Phantom Section TSL	Flat HSL	Dev. Peak [%]	5.1
Power [dBm]	17.0	Iso. Error [%]	1.4

Exposure Conditions

Dipole Distance [mm]	15	TSL Permittivity	41.1
Conversion Factor	10.14	TSL Conductivity [S/m]	0.966

Hardware Setup


Probe Calibration Date	EX3DV4 - SN7710 2023-02-03	Phantom	Twin-SAM V8.0 (30deg probe tilt) - SN2084
DAE Calibration Date	DAE4 Sn1715 2023-01-23	TSL Meas. Date	HBBL600-10000V6 2023-Jun-19

Scans Setup

	Area Scan	Zoom Scan
Grid Extents [mm]	40.0 x 90.0	30.0 x 30.0 x 30.0
Grid Steps [mm]	10.0 x 15.0	6.0 x 6.0 x 1.5
Sensor Surface [mm]	3.0	1.4
Graded Grid	n/a	Yes
M2/M1 [%]		85.2
Dist 3dB Peak [mm]		17.2

Measurement Results

	Area Scan	Zoom Scan
psSAR1g [W/Kg]	0.535	0.539
psSAR10g [W/Kg]	0.348	0.348
Power Drift [dB]	n/a	0.00



2023-06-19 System Performance Check Report D1750V2 - SN1136

Summary

Dipole	D1750V2 - SN1136		
Frequency [MHz]	1750.0		
Phantom Section TSL	Flat HSL	Dev. Peak [%]	3.8
Power [dBm]	17.0	Iso. Error [%]	0.1

Exposure Conditions

Dipole Distance [mm]	10	TSL Permittivity	39.5
Conversion Factor	9.11	TSL Conductivity [S/m]	1.39

Hardware Setup

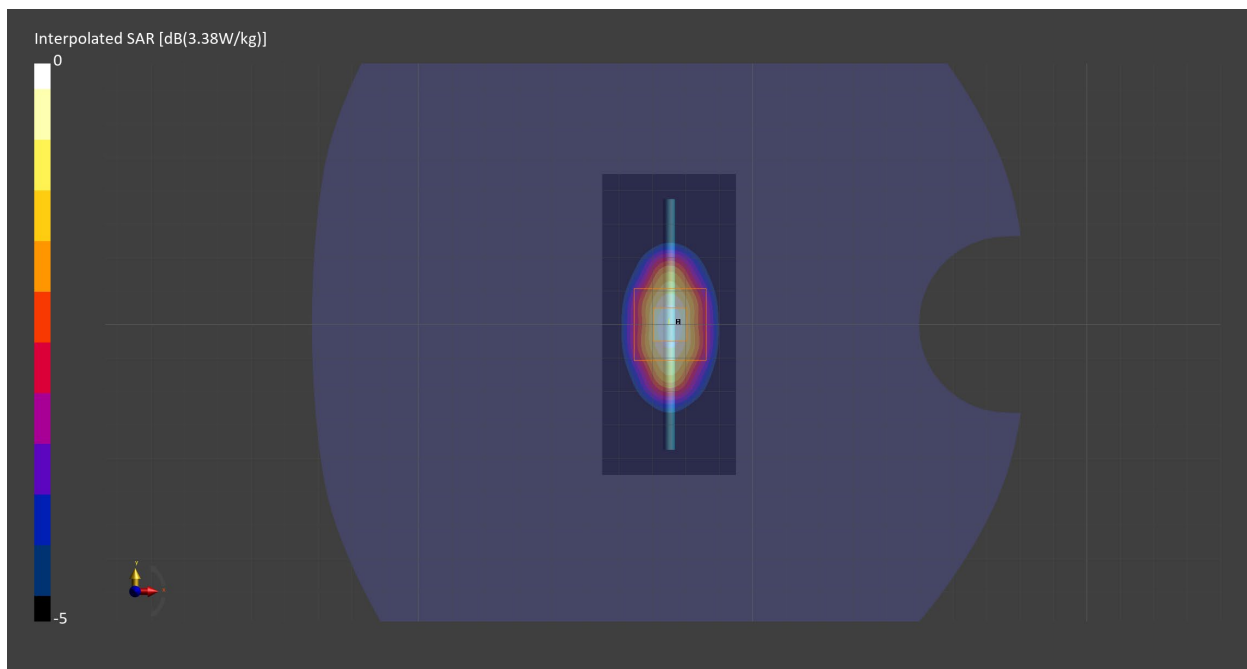
Probe Calibration Date	EX3DV4 - SN7710 2023-02-03	Phantom	Twin-SAM V8.0 (30deg probe tilt) - SN2084
DAE Calibration Date	DAE4 Sn1715 2023-01-23	TSL Meas. Date	HBBL600-10000V6 2023-Jun-19

Scans Setup

	Area Scan	Zoom Scan
Grid Extents [mm]	40.0 x 90.0	30.0 x 30.0 x 30.0
Grid Steps [mm]	10.0 x 15.0	6.0 x 6.0 x 1.5
Sensor Surface [mm]	3.0	1.4
Graded Grid	n/a	Yes
M2/M1 [%]		81.6
Dist 3dB Peak [mm]		10.8

Measurement Results

	Area Scan	Zoom Scan
psSAR1g [W/Kg]	1.80	1.80
psSAR10g [W/Kg]	0.956	0.955
Power Drift [dB]	n/a	0.00



2023-06-23 System Performance Check Report D750V3 - SN1139

Summary

Dipole	D750V3 - SN1139		
Frequency [MHz]	750.0		
Phantom Section TSL	Flat HSL	Dev. Peak [%]	2.5
Power [dBm]	17.0	Iso. Error [%]	-0.8

Exposure Conditions

Dipole Distance [mm]	15	TSL Permittivity	40.2
Conversion Factor	10.14	TSL Conductivity [S/m]	0.893

Hardware Setup

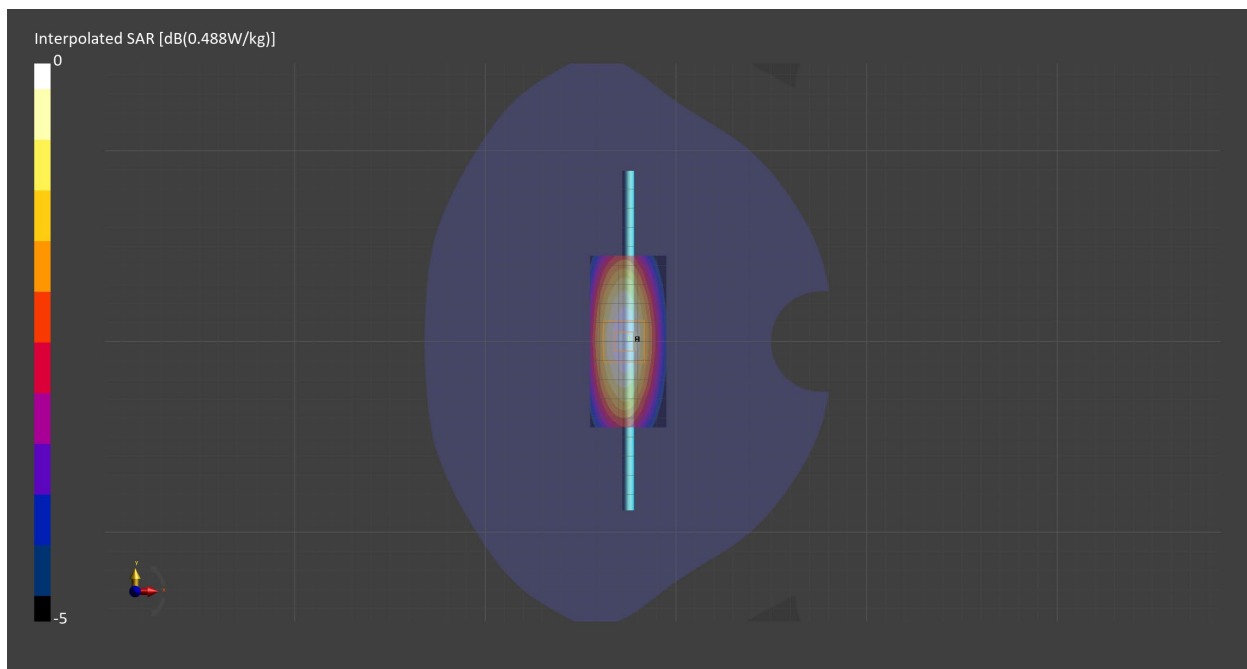
Probe Calibration Date	EX3DV4 - SN7711 2023-03-29	Phantom	Twin-SAM V8.0 (30deg probe tilt) - SN2082
DAE Calibration Date	DAE4 Sn1716 2023-03-16	TSL Meas. Date	HBBL-600-10000 2023-Jun-23

Scans Setup

	Area Scan	Zoom Scan
Grid Extents [mm]	40.0 x 90.0	30.0 x 30.0 x 30.0
Grid Steps [mm]	10.0 x 15.0	6.0 x 6.0 x 1.5
Sensor Surface [mm]	3.0	1.4
Graded Grid	n/a	Yes
M2/M1 [%]		87.3
Dist 3dB Peak [mm]		> 15.0

Measurement Results

	Area Scan	Zoom Scan
psSAR1g [W/Kg]	0.424	0.424
psSAR10g [W/Kg]	0.284	0.280
Power Drift [dB]	n/a	0.01



2023-06-27 System Performance Check Report D1750V2 - SN1136

Summary

Dipole	D1750V2 - SN1136		
Frequency [MHz]	1750.0		
Phantom Section TSL	Flat HSL	Dev. Peak [%]	-0.5
Power [dBm]	17.0	Iso. Error [%]	1.1

Exposure Conditions

Dipole Distance [mm]	10	TSL Permittivity	38.7
Conversion Factor	8.64	TSL Conductivity [S/m]	1.33

Hardware Setup


Probe Calibration Date	EX3DV4 - SN7711 2023-03-29	Phantom	Twin-SAM V8.0 (30deg probe tilt) - SN2082
DAE Calibration Date	DAE4 Sn1716 2023-03-16	TSL Meas. Date	HBBL-600-10000 2023-Jun-27

Scans Setup

	Area Scan	Zoom Scan
Grid Extents [mm]	40.0 x 90.0	30.0 x 30.0 x 30.0
Grid Steps [mm]	10.0 x 15.0	6.0 x 6.0 x 1.5
Sensor Surface [mm]	3.0	1.4
Graded Grid	n/a	Yes
M2/M1 [%]		82.0
Dist 3dB Peak [mm]		10.8

Measurement Results

	Area Scan	Zoom Scan
psSAR1g [W/Kg]	1.74	1.75
psSAR10g [W/Kg]	0.947	0.935
Power Drift [dB]	n/a	-0.01



2023-07-03 System Performance Check Report D2600V2 - SN1104

Summary

Dipole	D2600V2 - SN1104		
Frequency [MHz]	2600.0		
Phantom Section TSL	Flat HSL	Dev. Peak [%]	-5.3
Power [dBm]	17.0	Iso. Error [%]	-0.8

Exposure Conditions

Dipole Distance [mm]	10	TSL Permittivity	39.3
Conversion Factor	7.67	TSL Conductivity [S/m]	1.97

Hardware Setup


Probe Calibration Date	EX3DV4 - SN7711 2023-03-29	Phantom	Twin-SAM V8.0 (30deg probe tilt) - SN2082
DAE Calibration Date	DAE4 Sn1716 2023-03-16	TSL Meas. Date	HBBL-600-10000 2023-Jul-03

Scans Setup

	Area Scan	Zoom Scan
Grid Extents [mm]	40.0 x 80.0	30.0 x 30.0 x 30.0
Grid Steps [mm]	10.0 x 10.0	5.0 x 5.0 x 1.5
Sensor Surface [mm]	3.0	1.4
Graded Grid	n/a	Yes
M2/M1 [%]		78.9
Dist 3dB Peak [mm]		9.0

Measurement Results

	Area Scan	Zoom Scan
psSAR1g [W/Kg]	2.64	2.61
psSAR10g [W/Kg]	1.20	1.18
Power Drift [dB]	n/a	-0.01



2023-07-07 System Performance Check Report D1900V2 - SN5d202

Summary

Dipole	D1900V2 - SN5d202		
Frequency [MHz]	1900.0		
Phantom Section TSL	Flat HSL	Dev. Peak [%]	5.6
Power [dBm]	17.0	Iso. Error [%]	2.4

Exposure Conditions

Dipole Distance [mm]	10	TSL Permittivity	38.9
Conversion Factor	8.18	TSL Conductivity [S/m]	1.43

Hardware Setup


Probe Calibration Date	EX3DV4 - SN7711 2023-03-29	Phantom	Twin-SAM V8.0 (30deg probe tilt) - SN2082
DAE Calibration Date	DAE4 Sn1716 2023-03-16	TSL Meas. Date	HBBL-600-10000 2023-Jul-07

Scans Setup

	Area Scan	Zoom Scan
Grid Extents [mm]	40.0 x 90.0	30.0 x 30.0 x 30.0
Grid Steps [mm]	10.0 x 15.0	6.0 x 6.0 x 1.5
Sensor Surface [mm]	3.0	1.4
Graded Grid	n/a	Yes
M2/M1 [%]		82.4
Dist 3dB Peak [mm]		9.9

Measurement Results

	Area Scan	Zoom Scan
psSAR1g [W/Kg]	2.05	2.05
psSAR10g [W/Kg]	1.07	1.07
Power Drift [dB]	n/a	-0.00



2023-07-10 System Performance Check Report D2450V2 - SN963

Summary

Dipole	D2450V2 - SN963		
Frequency [MHz]	2450.0		
Phantom Section TSL	Flat HSL	Dev. Peak [%]	0.8
Power [dBm]	17.0	Iso. Error [%]	-0.9

Exposure Conditions

Dipole Distance [mm]	10	TSL Permittivity	38.1
Conversion Factor	7.97	TSL Conductivity [S/m]	1.81

Hardware Setup


Probe Calibration Date	EX3DV4 - SN7711 2023-03-29	Phantom	Twin-SAM V8.0 (30deg probe tilt) - SN2082
DAE Calibration Date	DAE4 Sn1716 2023-03-16	TSL Meas. Date	HBBL-600-10000 2023-Jul-10

Scans Setup

	Area Scan	Zoom Scan
Grid Extents [mm]	40.0 x 80.0	30.0 x 30.0 x 30.0
Grid Steps [mm]	10.0 x 10.0	5.0 x 5.0 x 1.5
Sensor Surface [mm]	3.0	1.4
Graded Grid	n/a	Yes
M2/M1 [%]		80.4
Dist 3dB Peak [mm]		9.3

Measurement Results

	Area Scan	Zoom Scan
psSAR1g [W/Kg]	2.56	2.58
psSAR10g [W/Kg]	1.20	1.21
Power Drift [dB]	n/a	-0.01



2023-07-10 System Performance Check Report D5GHzV2 - SN1213

Summary

Dipole	D5GHzV2 - SN1213		
Frequency [MHz]	5600.0		
Phantom Section TSL	Flat HSL	Dev. Peak [%]	-1.5
Power [dBm]	17.0	Iso. Error [%]	3.5

Exposure Conditions

Dipole Distance [mm]	10	TSL Permittivity	34.1
Conversion Factor	5.09	TSL Conductivity [S/m]	4.90

Hardware Setup


Probe Calibration Date	EX3DV4 - SN7709 2022-12-12	Phantom	Twin-SAM V8.0 (30deg probe tilt) - SN1742
DAE Calibration Date	DAE4 Sn1714 2022-11-23	TSL Meas. Date	HBBL3500-5800V5 2023-Jul-10

Scans Setup

	Area Scan	Zoom Scan
Grid Extents [mm]	40.0 x 80.0	22.0 x 22.0 x 22.0
Grid Steps [mm]	10.0 x 10.0	4.0 x 4.0 x 1.4
Sensor Surface [mm]	3.0	1.4
Graded Grid	n/a	Yes
M2/M1 [%]		63.5
Dist 3dB Peak [mm]		6.8

Measurement Results

	Area Scan	Zoom Scan
psSAR1g [W/Kg]	3.78	4.04
psSAR10g [W/Kg]	1.07	1.10
Power Drift [dB]	n/a	-0.01



2023-07-20 System Performance Check Report D5GHzV2 - SN1213

Summary

Dipole	D5GHzV2 - SN1213		
Frequency [MHz]	5750.0		
Phantom Section TSL	Flat HSL	Dev. Peak [%]	-3.1
Power [dBm]	17.0	Iso. Error [%]	5.2

Exposure Conditions

Dipole Distance [mm]	10	TSL Permittivity	34.8
Conversion Factor	5.4	TSL Conductivity [S/m]	5.13

Hardware Setup

Probe Calibration Date	EX3DV4 - SN7709 2022-12-12	Phantom	ELI V5.0 (20deg probe tilt) - SN1196
DAE Calibration Date	DAE4 Sn1714 2022-11-23	TSL Meas. Date	HBBL-600-10000 2023-Jul-20

Scans Setup

	Area Scan	Zoom Scan
Grid Extents [mm]	40.0 x 80.0	22.0 x 22.0 x 22.0
Grid Steps [mm]	10.0 x 10.0	4.0 x 4.0 x 1.4
Sensor Surface [mm]	3.0	1.4
Graded Grid	n/a	Yes
M2/M1 [%]		61.0
Dist 3dB Peak [mm]		7.2

Measurement Results

	Area Scan	Zoom Scan
psSAR1g [W/Kg]	3.41	3.69
psSAR10g [W/Kg]	1.01	1.05
Power Drift [dB]	n/a	-0.01

