




APPENDIX D: TEST SETUP PHOTOGRAPHS


FCC ID: PY7-95324M	 PCTEST <small>Proud to be part of  network</small> PART 2 RF EXPOSURE EVALUATION REPORT SONY	Approved by: Quality Manager
Test Dates: 09/14/2021 – 09/28/2021	DUT Type: Portable Handset	APPENDIX D: Page 1 of 5

© 2021 PCTEST



REV 1.0




Test Setup Photo 1 – Conducted Test Setup (Figure 6-1a)



Test Setup Photo 2 – Conducted Test Setup (Figure 6-1a)



FCC ID: PY7-95324M	 PART 2 RF EXPOSURE EVALUATION REPORT 	Approved by: Quality Manager
Test Dates: 09/14/2021 – 09/28/2021 © 2021 PCTEST	DUT Type: Portable Handset	APPENDIX D: Page 2 of 5




Test Setup Photo 3 – Conducted Test Setup (Figure 6-1b)




Test Setup Photo 4 – Conducted Test Setup (Figure 6-1c)



FCC ID: PY7-95324M	 PART 2 RF EXPOSURE EVALUATION REPORT 	Approved by: Quality Manager
Test Dates: 09/14/2021 – 09/28/2021	DUT Type: Portable Handset	APPENDIX D: Page 3 of 5
© 2021 PCTEST		



Test Setup Photo 5 – Conducted Test Setup (Figure 6-1c)




Test Setup Photo 6 – Right Head, Cheek



FCC ID: PY7-95324M	 PART 2 RF EXPOSURE EVALUATION REPORT 	Approved by: Quality Manager
Test Dates: 09/14/2021 – 09/28/2021	DUT Type: Portable Handset	APPENDIX D: Page 4 of 5
© 2021 PCTEST		REV 1.0



Test Setup Photo 7 – Body, Bottom Edge, 10 mm



Test Setup Photo 8 – Body, Left Edge. 10 mm

FCC ID: PY7-95324M	 PART 2 RF EXPOSURE EVALUATION REPORT 	Approved by: Quality Manager
Test Dates: 09/14/2021 – 09/28/2021 © 2021 PCTEST	DUT Type: Portable Handset	APPENDIX D: Page 5 of 5 REV 1.0