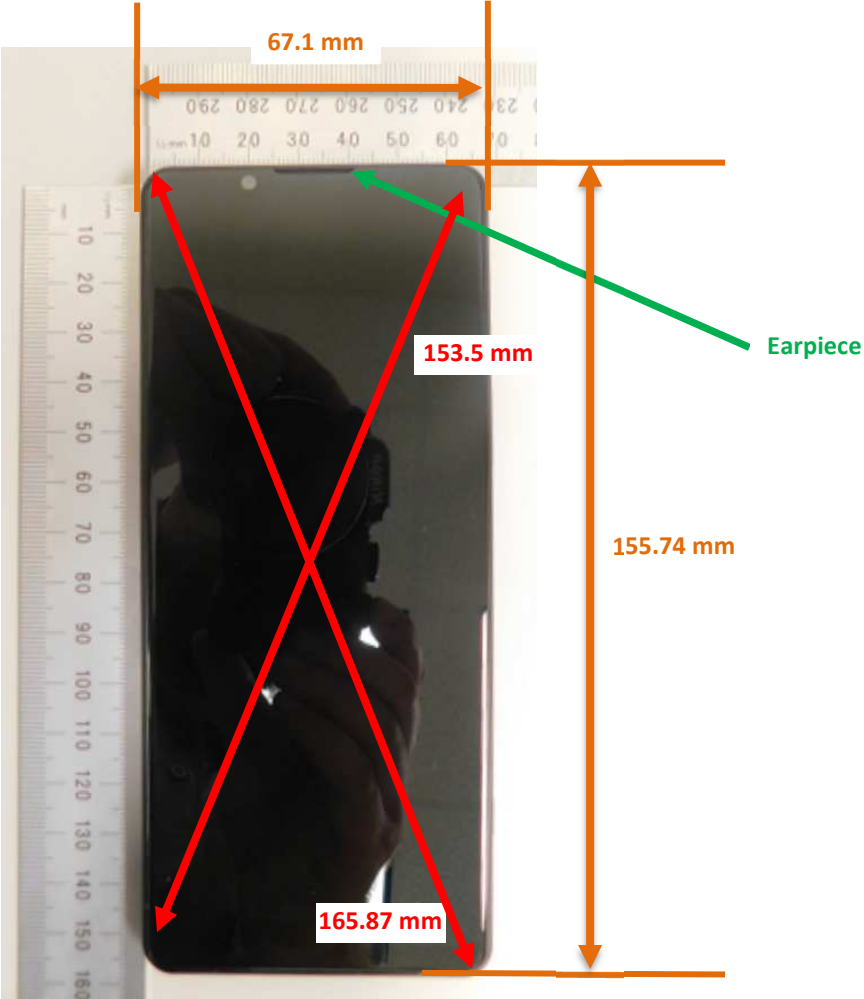


# DUT and SAR Set-up Photos

Photograph 1: Overall Dimensions



Photograph 2: Front View of the DUT



Photograph 3: Rear View of the DUT



## Setup Photos

Photograph 4: Handset Vertical and Horizontal Reference Lines



# Head Exposure Conditions


Photograph 5: Left Touch



Photograph 6: Left Tilt



Photograph 7: Right Touch




Photograph 8: Right Tilt




## Body-worn Accessory & Hotspot mode Exposure Conditions

Photograph 9: Body & Hotspot, Rear, 10 mm



Photograph 10: Body & Hotspot, Front, 10 mm




# Hotspot mode Exposure Conditions

Photograph 11: Hotspot , Edge 1, 10 mm



Photograph 12: Hotspot , Edge 2, 10 mm



Photograph 12: Hotspot , Edge 3, 10 mm



Photograph 13: Hotspot , Edge 4, 10 mm





## Extremity Exposure Conditions

Photograph 14: Extremity, Rear, 0 mm




Photograph 15: Extremity, Front, 0 mm



Photograph 16: Extremity, Edge 1, 0 mm



Photograph 18: Extremity, Edge 3, 0 mm



Photograph 19: Extremity, Edge 4, 0 mm

