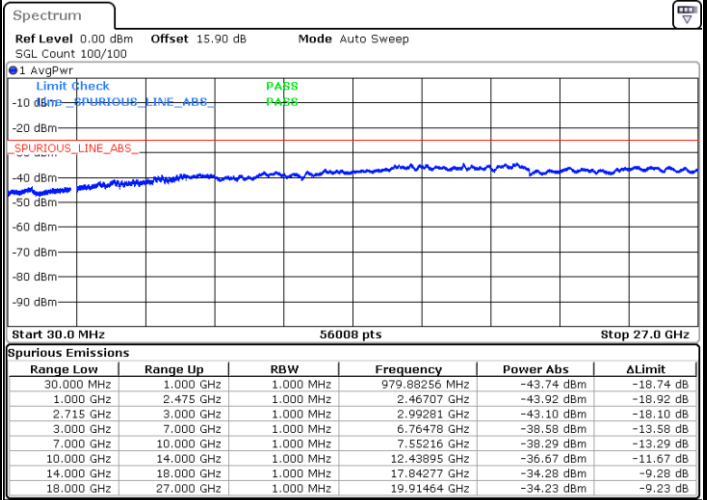
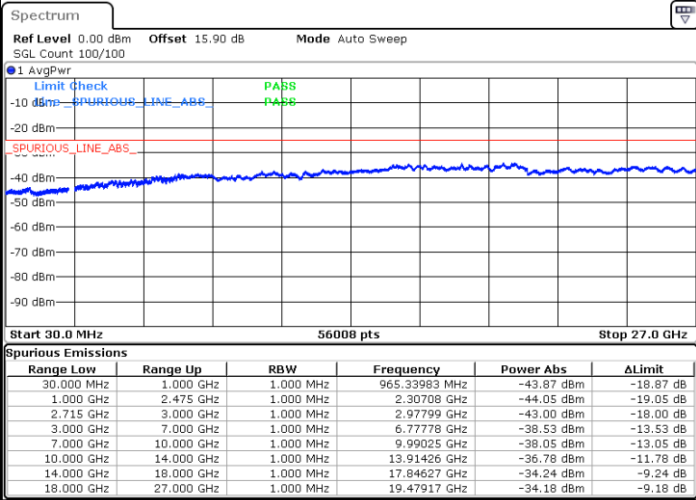




LTE Band 41 / 15MHz

Lowest Channel / QPSK

Lowest Channel / 16QAM

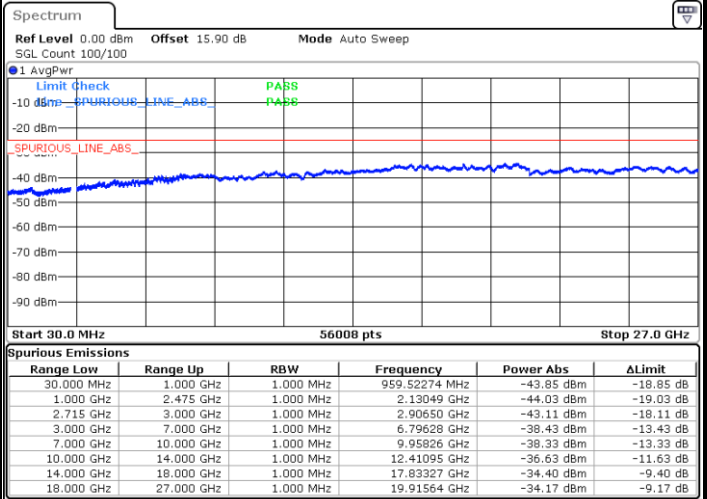
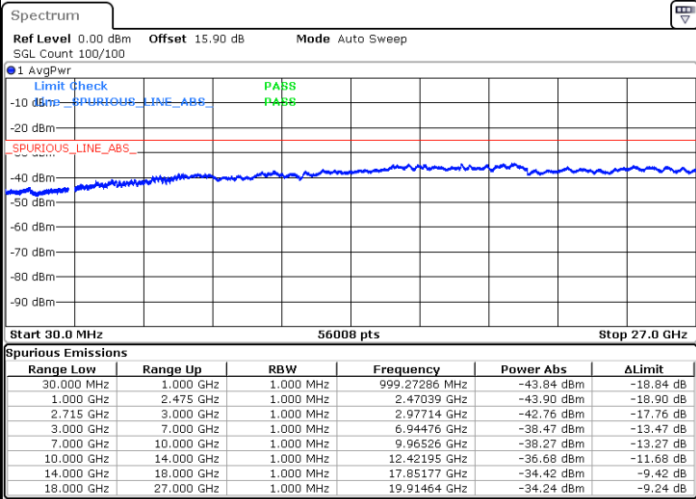


Date: 28 DEC.2019 09:31:49

Date: 28 DEC.2019 09:32:50

Middle Channel / QPSK

Middle Channel / 16QAM



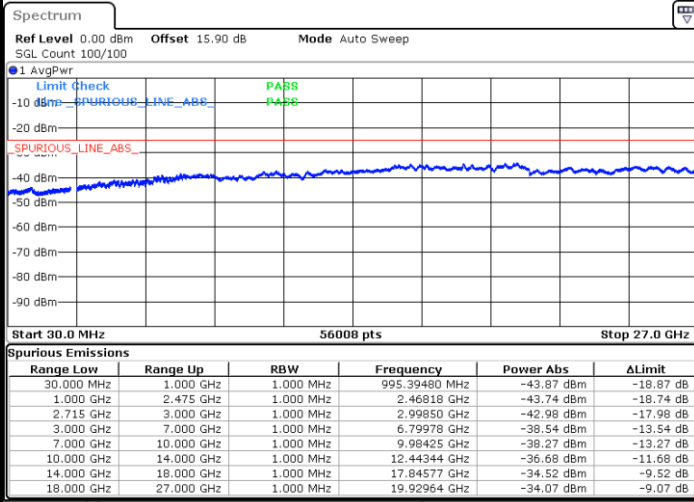
Date: 28 DEC.2019 09:33:50

Date: 28 DEC.2019 09:34:51



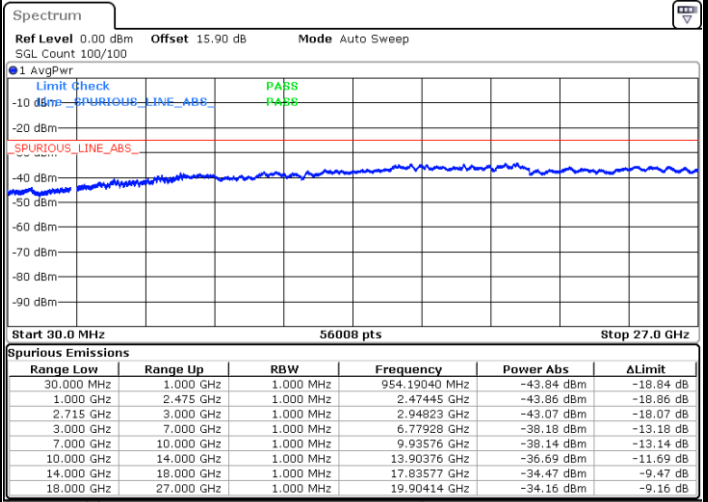
LTE Band 41 / 15MHz

Highest Channel / QPSK



Date: 28 DEC 2019 09:35:51

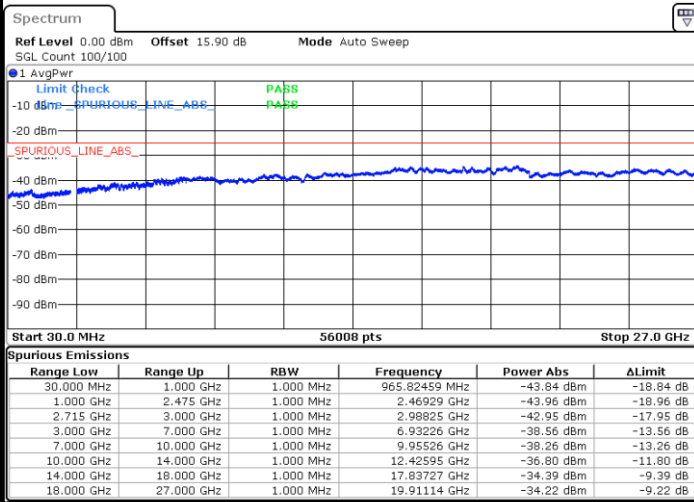
Highest Channel / 16QAM



Date: 28 DEC 2019 09:36:52

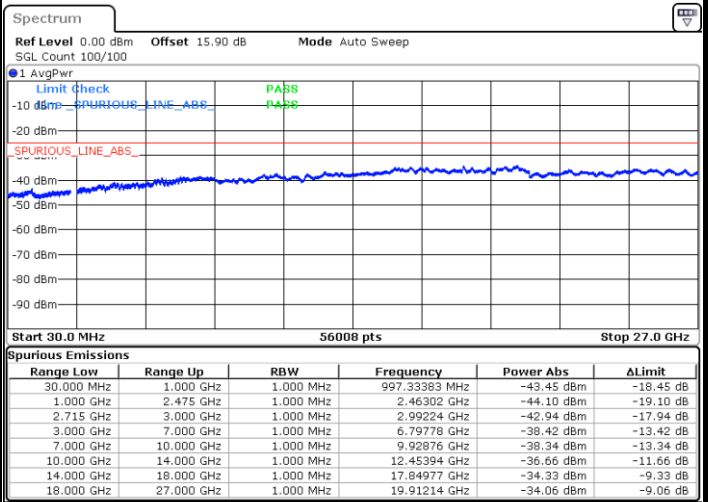
LTE Band 41 / 20MHz

Lowest Channel / QPSK



Date: 28 DEC 2019 09:43:57

Lowest Channel / 16QAM



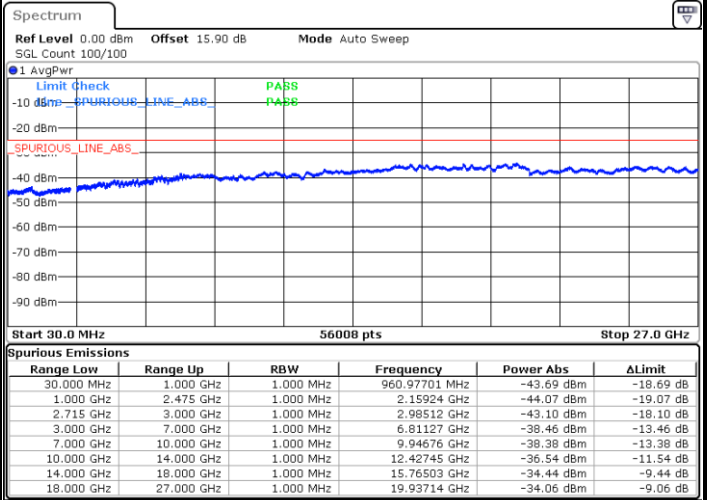
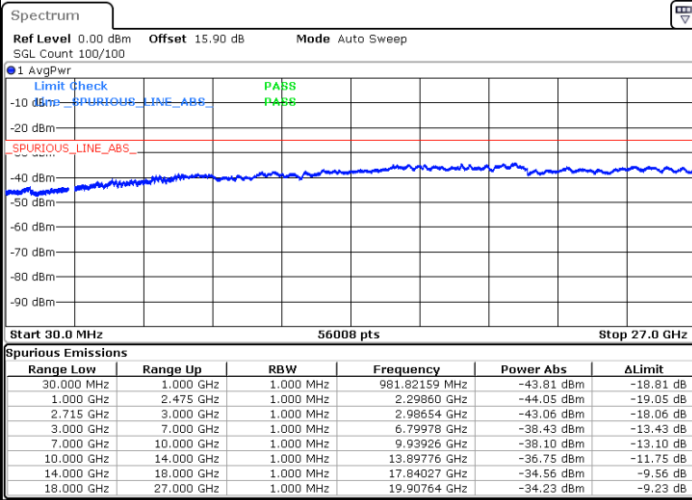
Date: 28 DEC 2019 09:44:58



LTE Band 41 / 20MHz

Middle Channel / QPSK

Middle Channel / 16QAM

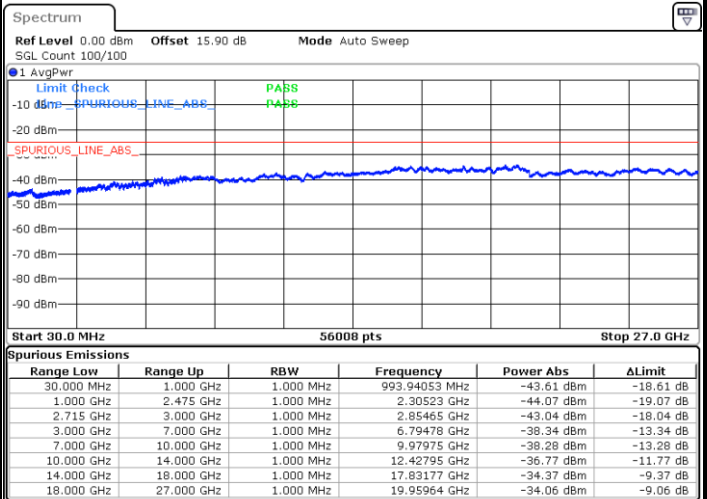
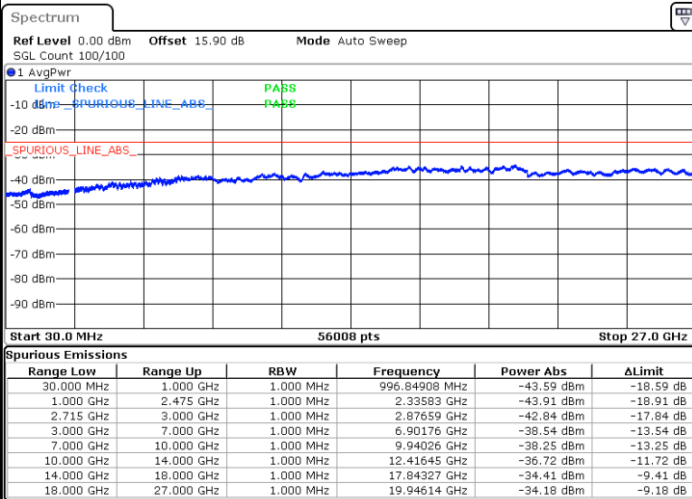


Date: 28 DEC.2019 09:45:59

Date: 28 DEC.2019 09:46:59

Highest Channel / QPSK

Highest Channel / 16QAM



Date: 28 DEC.2019 09:48:00

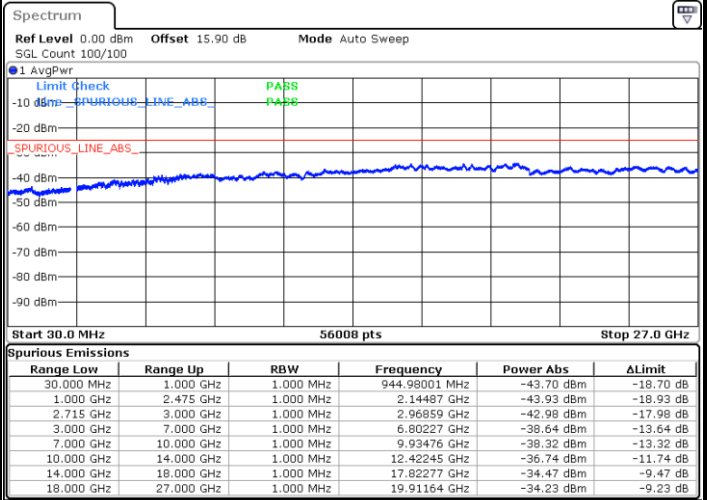
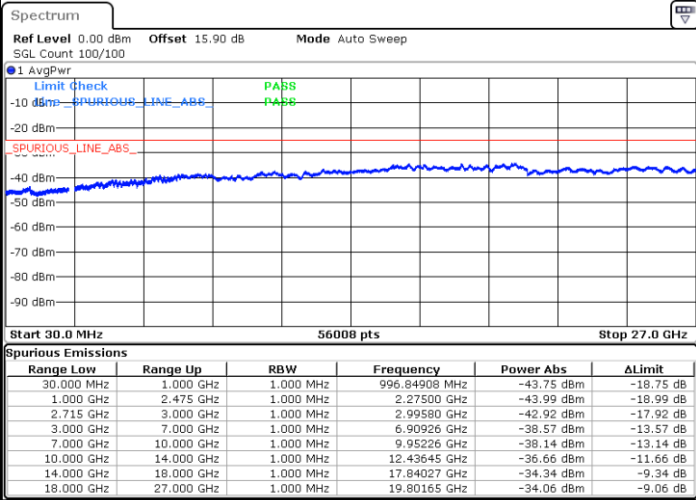
Date: 28 DEC.2019 09:49:01



LTE Band 41 / 5MHz

Lowest Channel / 64QAM

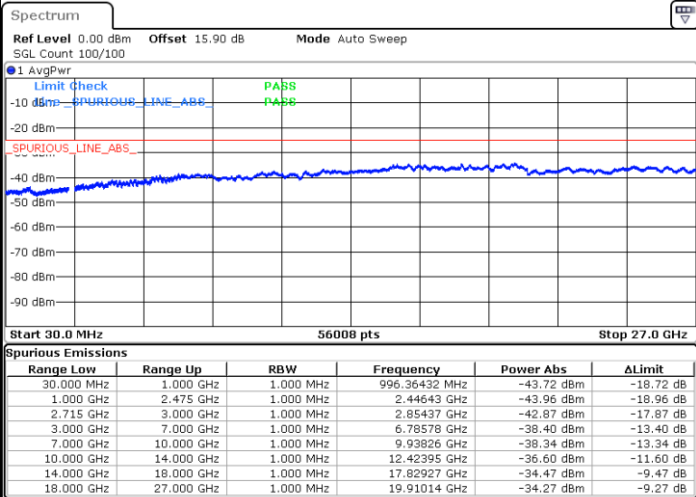
Middle Channel / 64QAM



Date: 28 DEC.2019 09:13:35

Date: 28 DEC.2019 09:14:36

Highest Channel / 64QAM



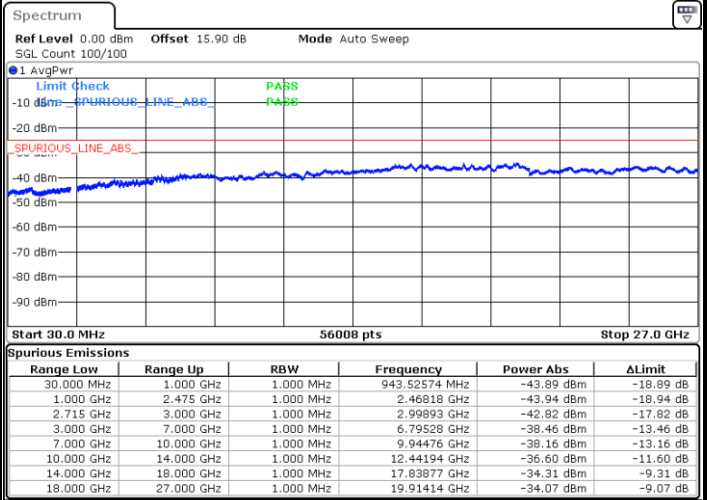
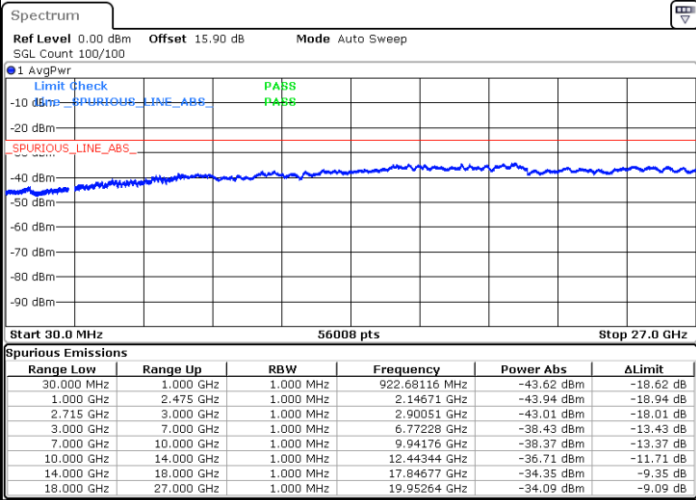
Date: 28 DEC.2019 09:15:36



LTE Band 41 / 10MHz

Lowest Channel / 64QAM

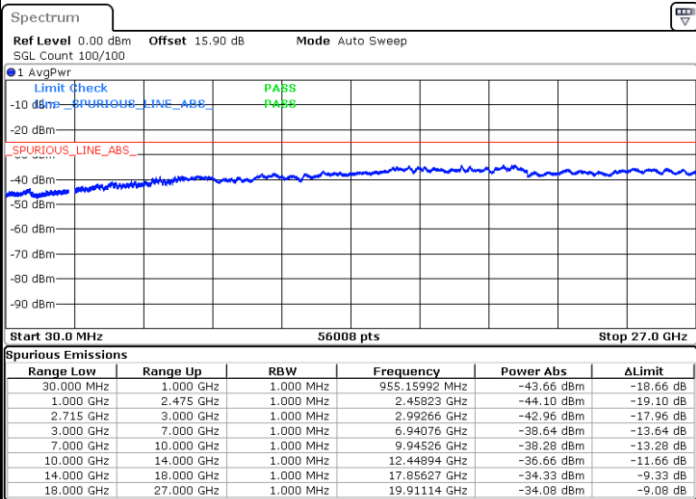
Middle Channel / 64QAM



Date: 28 DEC.2019 09:22:42

Date: 28 DEC.2019 09:23:42

Highest Channel / 64QAM



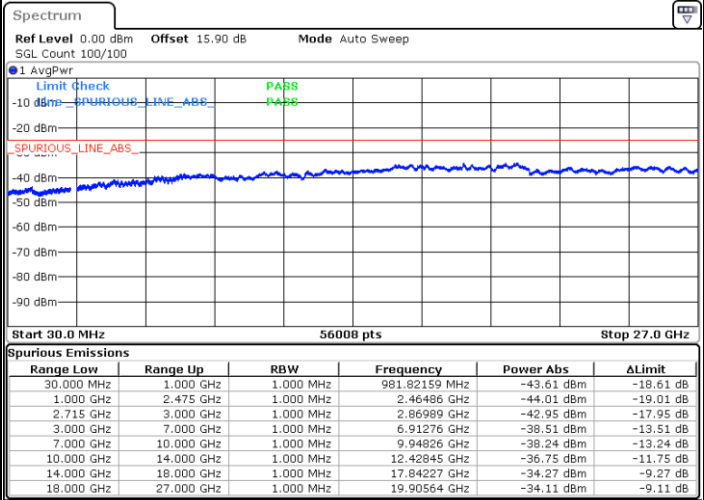
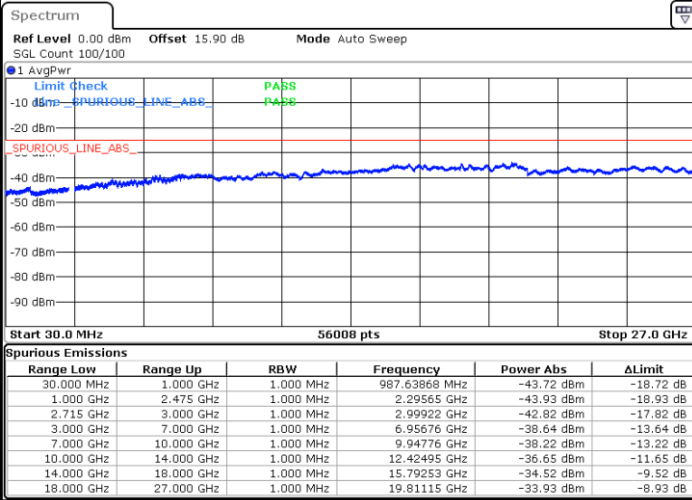
Date: 28 DEC.2019 09:24:43



LTE Band 41 / 15MHz

Lowest Channel / 64QAM

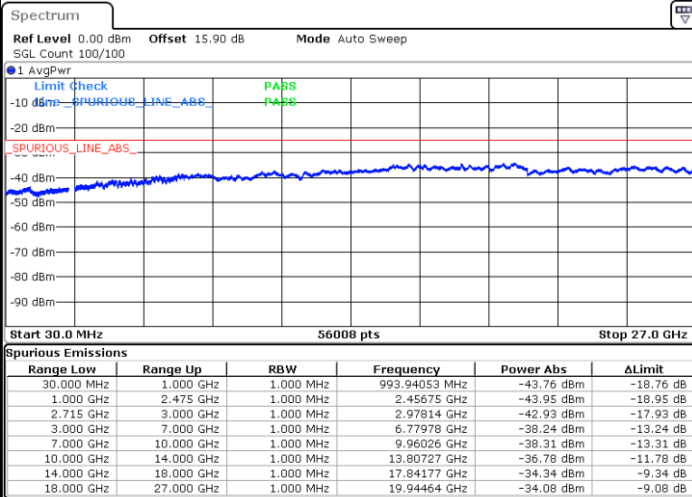
Middle Channel / 64QAM



Date: 28 DEC.2019 09:37:53

Date: 28 DEC.2019 09:38:53

Highest Channel / 64QAM



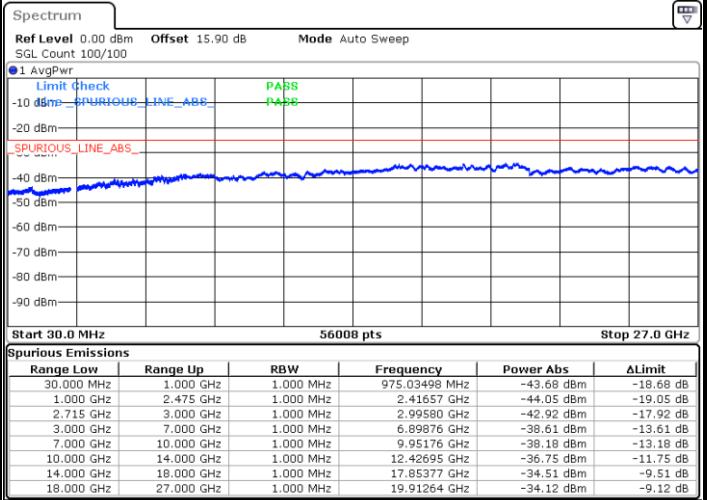
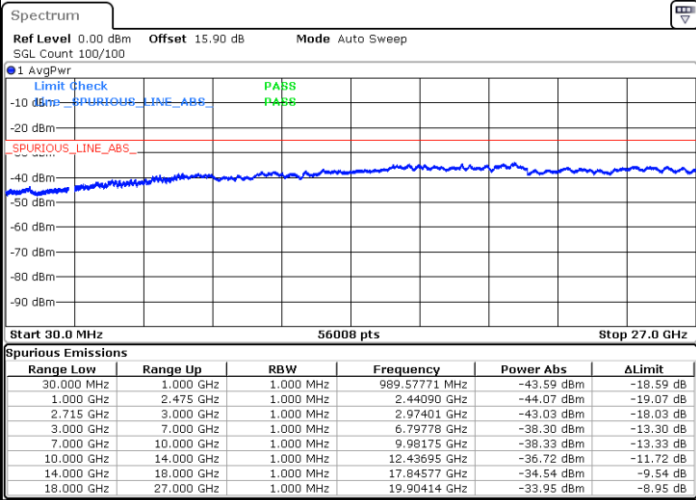
Date: 28 DEC.2019 09:39:54



LTE Band 41 / 20MHz

Lowest Channel / 64QAM

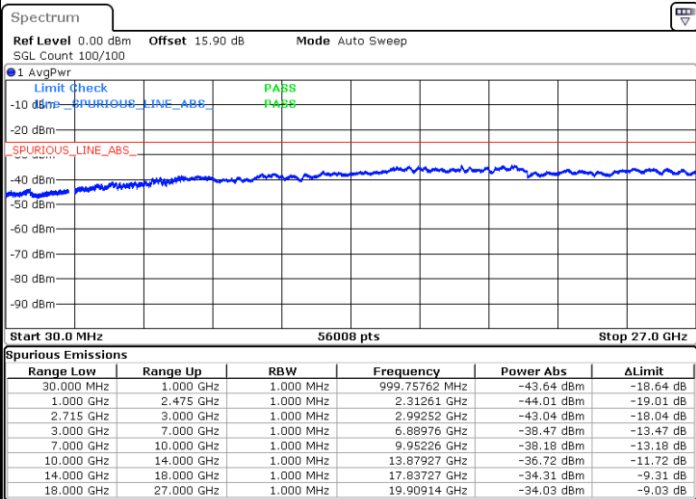
Middle Channel / 64QAM



Date: 28 DEC.2019 09:40:55

Date: 28 DEC.2019 09:41:56

Highest Channel / 64QAM



Date: 28 DEC.2019 09:42:56



Frequency Stability

Test Conditions		LTE Band 41 (QPSK) / Middle Channel	Limit
Temperature (°C)	Voltage (Volt)	BW 10MHz	Note 2.
		Deviation (ppm)	Result
50	Normal Voltage	0.0005	PASS
40	Normal Voltage	0.0005	
30	Normal Voltage	0.0035	
20(Ref.)	Normal Voltage	0.0000	
10	Normal Voltage	0.0008	
0	Normal Voltage	0.0004	
-10	Normal Voltage	0.0001	
-20	Normal Voltage	0.0009	
-30	Normal Voltage	0.0037	
20	Maximum Voltage	0.0003	
20	Normal Voltage	0.0000	
20	Battery End Point	0.0007	

Note:

1. Normal Voltage =3.85 V. ; Battery End Point (BEP) =3.65 V. ; Maximum Voltage =4.25 V.
2. The frequency fundamental emissions stay within the authorized frequency block.



Appendix B. Test Results of ERP/EIRP and Radiated Test

ERP/EIRP

LTE Band 4 / 1.4MHz (Average) (GT - LC = -2.6 dB)							
Channel	Mode	RB		Conducted		EIRP	
		Size	Offset	Power (dBm)	Power (Watts)	EIRP(dBm)	EIRP(W)
Lowest	QPSK	1	3	18.09	0.0644	15.49	0.0354
Middle		1	3	18.16	0.0655	15.56	0.0360
Highest		1	3	17.81	0.0604	15.21	0.0332
Lowest	16QAM	1	3	18.41	0.0693	15.81	0.0381
Middle		1	3	18.51	0.0710	15.91	0.0390
Highest		1	3	18.16	0.0655	15.56	0.0360
Lowest	64QAM	1	3	18.40	0.0692	15.80	0.0380
Middle		1	3	18.45	0.0700	15.85	0.0385
Highest		1	3	18.06	0.0640	15.46	0.0352
Limit	EIRP < 1W			Result		PASS	

LTE Band 4 / 3MHz (Average) (GT - LC = -2.6 dB)							
Channel	Mode	RB		Conducted		EIRP	
		Size	Offset	Power (dBm)	Power (Watts)	EIRP(dBm)	EIRP(W)
Lowest	QPSK	8	7	18.23	0.0665	15.63	0.0366
Middle		8	7	18.27	0.0671	15.67	0.0369
Highest		8	7	18.02	0.0634	15.42	0.0348
Lowest	16QAM	1	8	18.54	0.0714	15.94	0.0393
Middle		1	8	18.56	0.0718	15.96	0.0394
Highest		1	8	18.33	0.0681	15.73	0.0374
Lowest	64QAM	1	8	18.45	0.0700	15.85	0.0385
Middle		1	8	18.52	0.0711	15.92	0.0391
Highest		1	8	18.21	0.0662	15.61	0.0364
Limit	EIRP < 1W			Result		PASS	

LTE Band 4 / 5MHz (Average) (GT - LC = -2.6 dB)							
Channel	Mode	RB		Conducted		EIRP	
		Size	Offset	Power (dBm)	Power (Watts)	EIRP(dBm)	EIRP(W)
Lowest	QPSK	12	13	18.23	0.0665	15.63	0.0366
Middle		12	13	18.28	0.0673	15.68	0.0370
Highest		12	13	18.02	0.0634	15.42	0.0348
Lowest	16QAM	1	24	18.47	0.0703	15.87	0.0386
Middle		1	24	18.54	0.0714	15.94	0.0393
Highest		1	24	18.26	0.0670	15.66	0.0368
Lowest	64QAM	1	0	18.40	0.0692	15.80	0.0380
Middle		1	0	18.39	0.0690	15.79	0.0379
Highest		1	0	18.15	0.0653	15.55	0.0359
Limit	EIRP < 1W			Result		PASS	



LTE Band 4 / 10MHz (Average) (GT - LC = -2.6 dB)							
Channel	Mode	RB		Conducted		EIRP	
		Size	Offset	Power (dBm)	Power (Watts)	EIRP(dBm)	EIRP(W)
Lowest	QPSK	25	25	18.23	0.0665	15.63	0.0366
Middle		25	25	18.32	0.0679	15.72	0.0373
Highest		25	25	18.16	0.0655	15.56	0.0360
Lowest	16QAM	1	25	18.47	0.0703	15.87	0.0386
Middle		1	25	18.54	0.0714	15.94	0.0393
Highest		1	25	18.43	0.0697	15.83	0.0383
Lowest	64QAM	1	25	18.37	0.0687	15.77	0.0378
Middle		1	25	18.47	0.0703	15.87	0.0386
Highest		1	25	18.39	0.0690	15.79	0.0379
Limit	EIRP < 1W			Result		PASS	

LTE Band 4 / 15MHz (Average) (GT - LC = -2.6 dB)							
Channel	Mode	RB		Conducted		EIRP	
		Size	Offset	Power (dBm)	Power (Watts)	EIRP(dBm)	EIRP(W)
Lowest	QPSK	1	0	18.53	0.0713	15.93	0.0392
Middle		1	0	18.62	0.0728	16.02	0.0400
Highest		1	0	18.49	0.0706	15.89	0.0388
Lowest	16QAM	1	0	18.80	0.0759	16.20	0.0417
Middle		1	0	18.78	0.0755	16.18	0.0415
Highest		1	0	18.69	0.0740	16.09	0.0406
Lowest	64QAM	1	0	18.72	0.0745	16.12	0.0409
Middle		1	0	18.76	0.0752	16.16	0.0413
Highest		1	0	18.76	0.0752	16.16	0.0413
Limit	EIRP < 1W			Result		PASS	

LTE Band 4 / 20MHz (Average) (GT - LC = -2.6 dB)							
Channel	Mode	RB		Conducted		EIRP	
		Size	Offset	Power (dBm)	Power (Watts)	EIRP(dBm)	EIRP(W)
Lowest	QPSK	50	0	18.58	0.0721	15.98	0.0396
Middle		50	0	18.63	0.0729	16.03	0.0401
Highest		50	0	18.60	0.0724	16.00	0.0398
Lowest	16QAM	1	0	18.81	0.0760	16.21	0.0418
Middle		1	0	18.82	0.0762	16.22	0.0419
Highest		1	0	18.80	0.0759	16.20	0.0417
Lowest	64QAM	1	0	18.73	0.0746	16.13	0.0410
Middle		1	0	18.68	0.0738	16.08	0.0406
Highest		1	0	18.70	0.0741	16.10	0.0407
Limit	EIRP < 1W			Result		PASS	



LTE Band 5 / 1.4MHz (Average) (GT - LC = -6.31 dB)							
Channel	Mode	RB		Conducted		ERP	
		Size	Offset	Power (dBm)	Power (Watts)	ERP(dBm)	ERP(W)
Lowest	QPSK	3	1	24.32	0.2704	15.86	0.0385
Middle		3	1	24.24	0.2655	15.78	0.0378
Highest		3	1	24.15	0.2600	15.69	0.0371
Lowest	16QAM	1	3	23.64	0.2312	15.18	0.0330
Middle		1	3	23.48	0.2228	15.02	0.0318
Highest		1	3	24.15	0.2600	15.69	0.0371
Lowest	64QAM	1	0	22.76	0.1888	14.30	0.0269
Middle		1	0	22.40	0.1738	13.94	0.0248
Highest		1	0	21.93	0.1560	13.47	0.0222
Limit	ERP < 7W			Result		PASS	

LTE Band 5 / 3MHz (Average) (GT - LC = -6.31 dB)							
Channel	Mode	RB		Conducted		ERP	
		Size	Offset	Power (dBm)	Power (Watts)	ERP(dBm)	ERP(W)
Lowest	QPSK	1	0	24.37	0.2735	15.91	0.0390
Middle		1	0	24.16	0.2606	15.70	0.0372
Highest		1	0	24.27	0.2673	15.81	0.0381
Lowest	16QAM	1	8	23.61	0.2296	15.15	0.0327
Middle		1	8	23.60	0.2291	15.14	0.0327
Highest		1	8	23.50	0.2239	15.04	0.0319
Lowest	64QAM	1	0	22.87	0.1936	14.41	0.0276
Middle		1	0	22.35	0.1718	13.89	0.0245
Highest		1	0	21.57	0.1435	13.11	0.0205
Limit	ERP < 7W			Result		PASS	

LTE Band 5 / 5MHz (Average) (GT - LC = -6.31 dB)							
Channel	Mode	RB		Conducted		ERP	
		Size	Offset	Power (dBm)	Power (Watts)	ERP(dBm)	ERP(W)
Lowest	QPSK	1	0	24.35	0.2723	15.89	0.0388
Middle		1	0	24.26	0.2667	15.80	0.0380
Highest		1	0	24.20	0.2630	15.74	0.0375
Lowest	16QAM	1	0	23.59	0.2286	15.13	0.0326
Middle		1	0	23.86	0.2432	15.40	0.0347
Highest		1	0	23.43	0.2203	14.97	0.0314
Lowest	64QAM	1	12	22.64	0.1837	14.18	0.0262
Middle		1	12	22.75	0.1884	14.29	0.0269
Highest		1	12	21.56	0.1432	13.10	0.0204
Limit	ERP < 7W			Result		PASS	



LTE Band 5 / 10MHz (Average) (GT - LC = -6.31 dB)							
Channel	Mode	RB		Conducted		ERP	
		Size	Offset	Power (dBm)	Power (Watts)	ERP(dBm)	ERP(W)
Lowest	QPSK	1	0	24.41	0.2761	15.95	0.0394
Middle		1	0	24.31	0.2698	15.85	0.0385
Highest		1	0	24.20	0.2630	15.74	0.0375
Lowest	16QAM	1	25	23.99	0.2506	15.53	0.0357
Middle		1	25	23.72	0.2355	15.26	0.0336
Highest		1	25	23.71	0.2350	15.25	0.0335
Lowest	64QAM	1	0	22.68	0.1854	14.22	0.0264
Middle		1	0	22.41	0.1742	13.95	0.0248
Highest		1	0	22.58	0.1811	14.12	0.0258
Limit	ERP < 7W			Result		PASS	



LTE Band 7 / 5MHz (Average) (GT - LC = -2.4 dB)							
Channel	Mode	RB		Conducted		EIRP	
		Size	Offset	Power (dBm)	Power (Watts)	EIRP(dBm)	EIRP(W)
Lowest	QPSK	12	13	19.17	0.0826	16.77	0.0475
Middle		12	13	18.95	0.0785	16.55	0.0452
Highest		12	13	18.54	0.0714	16.14	0.0411
Lowest	16QAM	12	13	18.67	0.0736	16.27	0.0424
Middle		12	13	18.49	0.0706	16.09	0.0406
Highest		12	13	18.14	0.0652	15.74	0.0375
Lowest	64QAM	1	12	18.78	0.0755	16.38	0.0435
Middle		1	12	18.55	0.0716	16.15	0.0412
Highest		1	12	18.16	0.0655	15.76	0.0377
Limit	EIRP < 2W			Result		PASS	

LTE Band 7 / 10MHz (Average) (GT - LC = -2.4 dB)							
Channel	Mode	RB		Conducted		EIRP	
		Size	Offset	Power (dBm)	Power (Watts)	EIRP(dBm)	EIRP(W)
Lowest	QPSK	25	0	19.15	0.0822	16.75	0.0473
Middle		25	0	18.92	0.0780	16.52	0.0449
Highest		25	0	18.53	0.0713	16.13	0.0410
Lowest	16QAM	25	12	18.68	0.0738	16.28	0.0425
Middle		25	12	18.43	0.0697	16.03	0.0401
Highest		25	12	18.05	0.0638	15.65	0.0367
Lowest	64QAM	1	0	18.78	0.0755	16.38	0.0435
Middle		1	0	18.52	0.0711	16.12	0.0409
Highest		1	0	18.16	0.0655	15.76	0.0377
Limit	EIRP < 2W			Result		PASS	

LTE Band 7 / 15MHz (Average) (GT - LC = -2.4 dB)							
Channel	Mode	RB		Conducted		EIRP	
		Size	Offset	Power (dBm)	Power (Watts)	EIRP(dBm)	EIRP(W)
Lowest	QPSK	36	39	19.51	0.0893	17.11	0.0514
Middle		36	39	19.28	0.0847	16.88	0.0488
Highest		36	39	18.92	0.0780	16.52	0.0449
Lowest	16QAM	36	39	18.99	0.0793	16.59	0.0456
Middle		36	39	18.79	0.0757	16.39	0.0436
Highest		36	39	18.41	0.0693	16.01	0.0399
Lowest	64QAM	1	74	19.12	0.0817	16.72	0.0470
Middle		1	74	18.83	0.0764	16.43	0.0440
Highest		1	74	18.53	0.0713	16.13	0.0410
Limit	EIRP < 2W			Result		PASS	



LTE Band 7 / 20MHz (Average) (GT - LC = -2.4 dB)							
Channel	Mode	RB		Conducted		EIRP	
		Size	Offset	Power (dBm)	Power (Watts)	EIRP(dBm)	EIRP(W)
Lowest	QPSK	50	50	19.55	0.0902	17.15	0.0519
Middle		50	50	19.29	0.0849	16.89	0.0489
Highest		50	50	18.98	0.0791	16.58	0.0455
Lowest	16QAM	50	24	19.03	0.0800	16.63	0.0460
Middle		50	24	18.78	0.0755	16.38	0.0435
Highest		50	24	18.52	0.0711	16.12	0.0409
Lowest	64QAM	1	99	19.16	0.0824	16.76	0.0474
Middle		1	99	18.84	0.0766	16.44	0.0441
Highest		1	99	18.50	0.0708	16.10	0.0407
Limit	EIRP < 2W			Result		PASS	



LTE Band 12 / 1.4MHz (Average) (GT - LC = -6.42 dB)							
Channel	Mode	RB		Conducted		ERP	
		Size	Offset	Power (dBm)	Power (Watts)	ERP(dBm)	ERP(W)
Lowest	QPSK	1	3	24.35	0.2723	15.78	0.0378
Middle		1	3	24.25	0.2661	15.68	0.0370
Highest		1	3	24.11	0.2576	15.54	0.0358
Lowest	16QAM	1	5	23.70	0.2344	15.13	0.0326
Middle		1	5	23.52	0.2249	14.95	0.0313
Highest		1	5	23.86	0.2432	15.29	0.0338
Lowest	64QAM	1	3	22.19	0.1656	13.62	0.0230
Middle		1	3	22.59	0.1816	14.02	0.0252
Highest		1	3	21.17	0.1309	12.60	0.0182
Limit	ERP < 3W			Result		PASS	

LTE Band 12 / 3MHz (Average) (GT - LC = -6.42 dB)							
Channel	Mode	RB		Conducted		ERP	
		Size	Offset	Power (dBm)	Power (Watts)	ERP(dBm)	ERP(W)
Lowest	QPSK	1	0	24.43	0.2773	15.86	0.0385
Middle		1	0	24.38	0.2742	15.81	0.0381
Highest		1	0	24.05	0.2541	15.48	0.0353
Lowest	16QAM	1	8	23.37	0.2173	14.80	0.0302
Middle		1	8	23.90	0.2455	15.33	0.0341
Highest		1	8	23.07	0.2028	14.50	0.0282
Lowest	64QAM	1	14	22.27	0.1687	13.70	0.0234
Middle		1	14	22.49	0.1774	13.92	0.0247
Highest		1	14	21.68	0.1472	13.11	0.0205
Limit	ERP < 3W			Result		PASS	

LTE Band 12 / 5MHz (Average) (GT - LC = -6.42 dB)							
Channel	Mode	RB		Conducted		ERP	
		Size	Offset	Power (dBm)	Power (Watts)	ERP(dBm)	ERP(W)
Lowest	QPSK	1	0	24.36	0.2729	15.79	0.0379
Middle		1	0	24.43	0.2773	15.86	0.0385
Highest		1	0	24.23	0.2649	15.66	0.0368
Lowest	16QAM	1	0	23.69	0.2339	15.12	0.0325
Middle		1	0	23.59	0.2286	15.02	0.0318
Highest		1	0	23.58	0.2280	15.01	0.0317
Lowest	64QAM	1	24	22.74	0.1879	14.17	0.0261
Middle		1	24	22.67	0.1849	14.10	0.0257
Highest		1	24	21.81	0.1517	13.24	0.0211
Limit	ERP < 3W			Result		PASS	



LTE Band 12 / 10MHz (Average) (GT - LC = -6.42 dB)							
Channel	Mode	RB		Conducted		ERP	
		Size	Offset	Power (dBm)	Power (Watts)	ERP(dBm)	ERP(W)
Lowest	QPSK	1	0	24.49	0.2812	15.92	0.0391
Middle		1	0	24.47	0.2799	15.90	0.0389
Highest		1	0	24.06	0.2547	15.49	0.0354
Lowest	16QAM	1	25	23.62	0.2301	15.05	0.0320
Middle		1	25	23.40	0.2188	14.83	0.0304
Highest		1	25	23.87	0.2438	15.30	0.0339
Lowest	64QAM	1	0	22.13	0.1633	13.56	0.0227
Middle		1	0	22.63	0.1832	14.06	0.0255
Highest		1	0	22.58	0.1811	14.01	0.0252
Limit	ERP < 3W			Result		PASS	



LTE Band 13 / 5MHz (Average) (GT - LC = -5.77 dB)							
Channel	Mode	RB		Conducted		ERP	
		Size	Offset	Power (dBm)	Power (Watts)	ERP(dBm)	ERP(W)
Lowest	QPSK	1	24	23.84	0.2421	15.92	0.0391
Middle		1	24	24.18	0.2618	16.26	0.0423
Highest		1	24	23.88	0.2443	15.96	0.0394
Lowest	16QAM	1	24	22.68	0.1854	14.76	0.0299
Middle		1	24	23.60	0.2291	15.68	0.0370
Highest		1	24	23.12	0.2051	15.20	0.0331
Lowest	64QAM	1	12	21.09	0.1285	13.17	0.0207
Middle		1	12	21.67	0.1469	13.75	0.0237
Highest		1	12	22.35	0.1718	14.43	0.0277
Limit	ERP < 3W			Result		PASS	

LTE Band 13 / 10MHz (Average) (GT - LC = -5.77 dB)							
Channel	Mode	RB		Conducted		ERP	
		Size	Offset	Power (dBm)	Power (Watts)	ERP(dBm)	ERP(W)
Lowest	QPSK	-	-	-	-	-	-
Middle		1	0	24.23	0.2649	16.31	0.0428
Highest		-	-	-	-	-	-
Lowest	16QAM	-	-	-	-	-	-
Middle		1	25	23.70	0.2344	15.78	0.0378
Highest		-	-	-	-	-	-
Lowest	64QAM	-	-	-	-	-	-
Middle		1	49	22.16	0.1644	14.24	0.0265
Highest		-	-	-	-	-	-
Limit	ERP < 3W			Result		PASS	



LTE Band 17 / 5MHz (Average) (GT - LC = -6.42 dB)							
Channel	Mode	RB		Conducted		ERP	
		Size	Offset	Power (dBm)	Power (Watts)	ERP(dBm)	ERP(W)
Lowest	QPSK	1	12	24.60	0.2884	16.03	0.0401
Middle		1	12	24.36	0.2729	15.79	0.0379
Highest		1	12	24.28	0.2679	15.71	0.0372
Lowest	16QAM	1	12	23.63	0.2307	15.06	0.0321
Middle		1	12	23.85	0.2427	15.28	0.0337
Highest		1	12	23.55	0.2265	14.98	0.0315
Lowest	64QAM	1	24	22.85	0.1928	14.28	0.0268
Middle		1	24	22.45	0.1758	13.88	0.0244
Highest		1	24	22.11	0.1626	13.54	0.0226
Limit	ERP < 3W			Result		PASS	

LTE Band 17 / 10MHz (Average) (GT - LC = -6.42 dB)							
Channel	Mode	RB		Conducted		ERP	
		Size	Offset	Power (dBm)	Power (Watts)	ERP(dBm)	ERP(W)
Lowest	QPSK	1	0	24.36	0.2729	15.79	0.0379
Middle		1	0	24.58	0.2871	16.01	0.0399
Highest		1	0	24.65	0.2917	16.08	0.0406
Lowest	16QAM	1	25	23.68	0.2333	15.11	0.0324
Middle		1	25	23.99	0.2506	15.42	0.0348
Highest		1	25	23.44	0.2208	14.87	0.0307
Lowest	64QAM	1	25	22.51	0.1782	13.94	0.0248
Middle		1	25	22.79	0.1901	14.22	0.0264
Highest		1	25	22.78	0.1897	14.21	0.0264
Limit	ERP < 3W			Result		PASS	



LTE Band 41 / 5MHz (Average) (GT - LC = -2.87 dB)							
Channel	Mode	RB		Conducted		EIRP	
		Size	Offset	Power (dBm)	Power (Watts)	EIRP(dBm)	EIRP(W)
Lowest	QPSK	12	7	18.43	0.0697	15.56	0.0360
Middle		12	7	19.61	0.0914	16.74	0.0472
Highest		12	7	19.89	0.0975	17.02	0.0504
Lowest	16QAM	25	0	17.97	0.0627	15.10	0.0324
Middle		25	0	19.10	0.0813	16.23	0.0420
Highest		25	0	19.40	0.0871	16.53	0.0450
Lowest	64QAM	25	0	17.80	0.0603	14.93	0.0311
Middle		25	0	19.19	0.0830	16.32	0.0429
Highest		25	0	19.43	0.0877	16.56	0.0453
Limit	EIRP < 2W			Result		PASS	

LTE Band 41 / 10MHz (Average) (GT - LC = -2.87 dB)							
Channel	Mode	RB		Conducted		EIRP	
		Size	Offset	Power (dBm)	Power (Watts)	EIRP(dBm)	EIRP(W)
Lowest	QPSK	25	25	18.62	0.0728	15.75	0.0376
Middle		25	25	19.75	0.0944	16.88	0.0488
Highest		25	25	19.98	0.0995	17.11	0.0514
Lowest	16QAM	25	25	18.00	0.0631	15.13	0.0326
Middle		25	25	19.25	0.0841	16.38	0.0435
Highest		25	25	19.57	0.0906	16.70	0.0468
Lowest	64QAM	25	25	18.17	0.0656	15.30	0.0339
Middle		25	25	19.28	0.0847	16.41	0.0438
Highest		25	25	19.65	0.0923	16.78	0.0476
Limit	EIRP < 2W			Result		PASS	

LTE Band 41 / 15MHz (Average) (GT - LC = -2.87 dB)							
Channel	Mode	RB		Conducted		EIRP	
		Size	Offset	Power (dBm)	Power (Watts)	EIRP(dBm)	EIRP(W)
Lowest	QPSK	36	39	18.64	0.0731	15.77	0.0378
Middle		36	39	19.84	0.0964	16.97	0.0498
Highest		36	39	19.99	0.0998	17.12	0.0515
Lowest	16QAM	36	39	18.09	0.0644	15.22	0.0333
Middle		36	39	19.27	0.0845	16.40	0.0437
Highest		36	39	19.58	0.0908	16.71	0.0469
Lowest	64QAM	36	39	18.20	0.0661	15.33	0.0341
Middle		36	39	19.37	0.0865	16.50	0.0447
Highest		36	39	19.68	0.0929	16.81	0.0480
Limit	EIRP < 2W			Result		PASS	



LTE Band 41 / 20MHz (Average) (GT - LC = -2.87 dB)							
Channel	Mode	RB		Conducted		EIRP	
		Size	Offset	Power (dBm)	Power (Watts)	EIRP(dBm)	EIRP(W)
Lowest	QPSK	50	50	18.79	0.0757	15.92	0.0391
Middle		50	50	19.88	0.0973	17.01	0.0502
Highest		50	50	20.00	0.1000	17.13	0.0516
Lowest	16QAM	50	50	18.32	0.0679	15.45	0.0351
Middle		50	50	19.36	0.0863	16.49	0.0446
Highest		50	50	19.59	0.0910	16.72	0.0470
Lowest	64QAM	50	50	18.30	0.0676	15.43	0.0349
Middle		50	50	19.36	0.0863	16.49	0.0446
Highest		50	50	19.61	0.0914	16.74	0.0472
Limit	EIRP < 2W			Result		PASS	



Radiated Spurious Emission

LTE Band 4

LTE Band 4 / 20MHz / 16QAM									
Channel	Frequency (MHz)	EIRP (dBm)	Limit (dBm)	Over Limit (dB)	SPA Reading (dBm)	S.G. Power (dBm)	TX Cable loss (dB)	TX Antenna Gain (dBi)	Polarization (H/V)
Lowest	3420	-53.76	-13	-40.76	-70.07	-64.72	1.35	12.31	H
	5135	-48.09	-13	-35.09	-69.81	-59.23	1.65	12.79	H
	6843	-42.98	-13	-29.98	-68.48	-53.36	1.74	12.12	H
									H
									H
									H
	3420	-53.36	-13	-40.36	-70.09	-64.32	1.35	12.31	V
	5135	-48.96	-13	-35.96	-70.43	-60.10	1.65	12.79	V
	6843	-43.15	-13	-30.15	-68.25	-53.53	1.74	12.12	V
									V
									V
									V
Middle	3448	-53.21	-13	-40.21	-69.79	-64.23	1.35	12.38	H
	5170	-48.54	-13	-35.54	-70.3	-59.72	1.65	12.84	H
	6892	-42.86	-13	-29.86	-68.6	-53.18	1.74	12.05	H
									H
									H
									H
	3448	-53.00	-13	-40.00	-69.97	-64.02	1.35	12.38	V
	5170	-48.44	-13	-35.44	-69.99	-59.62	1.65	12.84	V
	6892	-43.22	-13	-30.22	-68.53	-53.54	1.74	12.05	V
									V
									V
									V



Highest	3469	-53.54	-13	-40.54	-70.33	-64.61	1.35	12.43	H
	5208	-48.09	-13	-35.09	-69.88	-59.32	1.66	12.89	H
	6941	-42.30	-13	-29.30	-68.28	-52.55	1.73	11.98	H
									H
									H
									H
									H
	3469	-52.76	-13	-39.76	-69.93	-63.83	1.35	12.43	V
	5208	-48.35	-13	-35.35	-69.98	-59.58	1.66	12.89	V
	6941	-43.21	-13	-30.21	-68.73	-53.46	1.73	11.98	V
									V
									V
									V
									V

Remark: Spurious emissions within 30-1000MHz were found more than 20dB below limit line.



LTE Band 5

LTE Band 5 / 10MHz / QPSK										
Channel	Frequency (MHz)	ERP (dBm)	Limit (dBm)	Over Limit (dB)	SPA Reading (dBm)	S.G. Power (dBm)	TX Cable loss (dB)	TX Antenna Gain (dBi)	Polarization (H/V)	
Lowest	1649	-59.39	-13	-46.39	-69.48	-64.99	0.92	8.67	H	
	2474	-56.29	-13	-43.29	-70.6	-63.66	1.14	10.66	H	
	3298	-55.14	-13	-42.14	-70.81	-63.68	1.32	12.02	H	
										H
										H
										H
										H
	1649	-59.23	-13	-46.23	-68.79	-64.83	0.92	8.67	V	
	2474	-56.50	-13	-43.50	-70.96	-63.87	1.14	10.66	V	
	3298	-55.08	-13	-42.08	-71.22	-63.62	1.32	12.02	V	
										V
										V
										V
										V
Middle	1664	-59.85	-13	-46.85	-69.98	-65.50	0.93	8.72	H	
	2496	-56.44	-13	-43.44	-70.74	-63.84	1.15	10.69	H	
	3328	-55.23	-13	-42.23	-70.82	-63.84	1.33	12.09	H	
										H
										H
										H
										H
	1664	-60.16	-13	-47.16	-69.7	-65.81	0.93	8.72	V	
	2496	-56.04	-13	-43.04	-70.55	-63.44	1.15	10.69	V	
	3328	-54.80	-13	-41.80	-70.85	-63.41	1.33	12.09	V	
										V
										V
										V
										V



Highest	1679	-59.74	-13	-46.74	-69.92	-65.44	0.93	8.78	H
	2519	-56.45	-13	-43.45	-70.74	-63.87	1.15	10.72	H
	3358	-55.39	-13	-42.39	-70.9	-64.06	1.33	12.16	H
									H
									H
									H
									H
	1679	-60.15	-13	-47.15	-69.68	-65.85	0.93	8.78	V
	2519	-56.35	-13	-43.35	-70.81	-63.77	1.15	10.72	V
	3358	-55.12	-13	-42.12	-71.08	-63.79	1.33	12.16	V
									V
									V
									V
									V

Remark: Spurious emissions within 30-1000MHz were found more than 20dB below limit line.



LTE Band 7

LTE Band 7 / 20MHz / QPSK									
Channel	Frequency (MHz)	EIRP (dBm)	Limit (dBm)	Over Limit (dB)	SPA Reading (dBm)	S.G. Power (dBm)	TX Cable loss (dB)	TX Antenna Gain (dBi)	Polarization (H/V)
Lowest	5028	-49.71	-25	-24.71	-71.37	-60.73	1.62	12.64	H
	7542	-46.33	-25	-21.33	-72.71	-55.44	2.00	11.11	H
	10062	-43.22	-25	-18.22	-72.38	-52.07	2.40	11.25	H
									H
									H
									H
									H
	5028	-50.26	-25	-25.26	-71.51	-61.28	1.62	12.64	V
	7542	-46.49	-25	-21.49	-72.83	-55.60	2.00	11.11	V
	10062	-41.96	-25	-16.96	-71.78	-50.81	2.40	11.25	V
									V
									V
									V
									V
Middle	5076	-49.74	-25	-24.74	-71.44	-60.82	1.63	12.71	H
	7620	-46.44	-25	-21.44	-72.49	-55.56	2.01	11.12	H
	10161	-42.20	-25	-17.20	-71.74	-50.97	2.40	11.17	H
									H
									H
									H
									H
	5076	-49.48	-25	-24.48	-70.84	-60.56	1.63	12.71	V
	7620	-46.57	-25	-21.57	-72.55	-55.69	2.01	11.12	V
	10161	-41.55	-25	-16.55	-71.54	-50.32	2.40	11.17	V
									V
									V
									V
									V



Highest	5130	-50.12	-25	-25.12	-71.84	-61.26	1.64	12.78	H
	7692	-47.01	-25	-22.01	-73.06	-56.13	2.02	11.14	H
	10260	-42.52	-25	-17.52	-72.44	-51.22	2.39	11.09	H
									H
									H
									H
									H
	5130	-50.66	-25	-25.66	-72.12	-61.80	1.64	12.78	V
	7692	-46.56	-25	-21.56	-72.44	-55.68	2.02	11.14	V
	10260	-42.22	-25	-17.22	-72.37	-50.92	2.39	11.09	V
									V
									V
									V
									V

Remark: Spurious emissions within 30-1000MHz were found more than 20dB below limit line.



LTE Band 12

LTE Band 12 / 10MHz / QPSK									
Channel	Frequency (MHz)	ERP (dBm)	Limit (dBm)	Over Limit (dB)	SPA Reading (dBm)	S.G. Power (dBm)	TX Cable loss (dB)	TX Antenna Gain (dBi)	Polarization (H/V)
Lowest	1399	-58.72	-13	-45.72	-70.03	-63.36	0.84	7.64	H
	2099	-56.77	-13	-43.77	-70.94	-63.70	1.06	10.14	H
	2798	-55.78	-13	-42.78	-70.64	-63.47	1.22	11.06	H
									H
									H
									H
									H
	1399	-59.59	-13	-46.59	-69.68	-64.23	0.84	7.64	V
	2099	-57.66	-13	-44.66	-70.73	-64.59	1.06	10.14	V
	2798	-56.08	-13	-43.08	-70.88	-63.77	1.22	11.06	V
									V
									V
									V
									V
Middle	1406	-58.80	-13	-45.80	-70.07	-63.47	0.85	7.67	H
	2109	-55.91	-13	-42.91	-70.25	-62.85	1.06	10.15	H
	2812	-55.63	-13	-42.63	-70.54	-63.33	1.22	11.07	H
									H
									H
									H
									H
	1406	-60.17	-13	-47.17	-70.22	-64.84	0.85	7.67	V
	2109	-57.23	-13	-44.23	-70.46	-64.17	1.06	10.15	V
	2812	-55.91	-13	-42.91	-70.77	-63.61	1.22	11.07	V
									V
									V
									V
									V



Highest	1413	-59.38	-13	-46.38	-70.62	-64.08	0.85	7.70	H
	2120	-56.23	-13	-43.23	-70.75	-63.18	1.07	10.17	H
	2826	-56.22	-13	-43.22	-71.18	-63.93	1.23	11.09	H
									H
									H
									H
									H
	1413	-60.40	-13	-47.40	-70.42	-65.10	0.85	7.70	V
	2120	-57.45	-13	-44.45	-70.84	-64.40	1.07	10.17	V
	2826	-55.99	-13	-42.99	-70.92	-63.70	1.23	11.09	V
									V
									V
									V
									V

Remark: Spurious emissions within 30-1000MHz were found more than 20dB below limit line.



LTE Band 13

LTE Band 13 / 5MHz / QPSK									
Channel	Frequency (MHz)	ERP (dBm)	Limit (dBm)	Over Limit (dB)	SPA Reading (dBm)	S.G. Power (dBm)	TX Cable loss (dB)	TX Antenna Gain (dBi)	Polarization (H/V)
Lowest	1563	-60.62	-42.15	-18.47	-70.86	-65.92	0.89	8.34	H
	2345	-56.59	-13	-43.59	-71.34	-63.81	1.12	10.48	H
	3127	-55.42	-13	-42.42	-71.22	-63.58	1.29	11.60	H
									H
									H
									H
									H
	1563	-61.39	-42.15	-19.24	-71.00	-66.69	0.89	8.34	V
	2345	-56.80	-13	-43.80	-71.18	-64.02	1.12	10.48	V
	3127	-54.99	-13	-41.99	-71.17	-63.15	1.29	11.60	V
									V
									V
									V
									V
Middle	1568	-60.79	-42.15	-18.64	-70.99	-66.11	0.89	8.36	H
	2352	-56.46	-13	-43.46	-71.16	-63.69	1.12	10.49	H
	3137	-55.29	-13	-42.29	-71.11	-63.47	1.29	11.63	H
									H
									H
									H
									H
	1568	-60.81	-42.15	-18.66	-70.42	-66.13	0.89	8.36	V
	2352	-56.97	-13	-43.97	-71.34	-64.20	1.12	10.49	V
	3137	-54.85	-13	-41.85	-71.06	-63.03	1.29	11.63	V
									V
									V
									V
									V



Highest	1573	-60.46	-42.15	-18.31	-70.61	-65.79	0.89	8.38	H
	2360	-56.46	-13	-43.46	-71.10	-63.69	1.12	10.50	H
	3147	-55.31	-13	-42.31	-71.14	-63.52	1.30	11.65	H
									H
									H
									H
									H
	1573	-61.00	-42.15	-18.85	-70.60	-66.33	0.89	8.38	V
	2360	-56.61	-13	-43.61	-70.97	-63.84	1.12	10.50	V
	3147	-55.04	-13	-42.04	-71.28	-63.25	1.30	11.65	V
									V
									V
									V
									V

Remark: Spurious emissions within 30-1000MHz were found more than 20dB below limit line.



LTE Band 13 / 10MHz / QPSK									
Channel	Frequency (MHz)	ERP (dBm)	Limit (dBm)	Over Limit (dB)	SPA Reading (dBm)	S.G. Power (dBm)	TX Cable loss (dB)	TX Antenna Gain (dBi)	Polarization (H/V)
Middle	1555	-60.43	-13	-47.43	-70.72	-65.70	0.89	8.31	H
	2333	-56.55	-13	-43.55	-71.38	-63.75	1.11	10.47	H
	3110	-55.04	-13	-42.04	-70.8	-63.16	1.29	11.56	H
									H
									H
									H
									H
	1555	-61.34	-13	-48.34	-70.95	-66.61	0.89	8.31	V
	2333	-56.95	-13	-43.95	-71.34	-64.15	1.11	10.47	V
	3110	-55.05	-13	-42.05	-71.16	-63.17	1.29	11.56	V
									V
									V
									V
									V

Remark: Spurious emissions within 30-1000MHz were found more than 20dB below limit line.



LTE Band 41

LTE Band 41 / 20MHz / QPSK									
Channel	Frequency (MHz)	EIRP (dBm)	Limit (dBm)	Over Limit (dB)	SPA Reading (dBm)	S.G. Power (dBm)	TX Cable loss (dB)	TX Antenna Gain (dBi)	Polarization (H/V)
Lowest	5022	-50.18	-25	-25.18	-71.84	-61.20	1.62	12.63	H
	7530	-45.26	-25	-20.26	-71.7	-54.37	1.99	11.11	H
	10044	-41.95	-25	-16.95	-71.04	-50.82	2.40	11.26	H
									H
									H
									H
									H
	5022	-50.67	-25	-25.67	-71.91	-61.69	1.62	12.63	V
	7530	-45.43	-25	-20.43	-71.84	-54.54	1.99	11.11	V
	10044	-41.49	-25	-16.49	-71.29	-50.36	2.40	11.26	V
									V
									V
									V
									V
Middle	5196	-50.50	-25	-25.50	-72.27	-61.71	1.66	5196	H
	7794	-45.70	-25	-20.70	-71.75	-54.83	2.03	7794	H
	10386	-40.82	-25	-15.82	-71.23	-49.42	2.39	10386	H
									H
									H
									H
									H
	5196	-50.54	-25	-25.54	-72.14	-61.75	1.66	12.87	V
	7794	-45.94	-25	-20.94	-71.7	-55.07	2.03	11.16	V
	10386	-40.98	-25	-15.98	-71.35	-49.58	2.39	10.99	V
									V
									V
									V
									V
								V	



Highest	5370	-49.45	-25	-24.45	-71.85	-60.86	1.71	13.12	H
	8052	-44.37	-25	-19.37	-71.62	-53.61	2.06	11.30	H
	10737	-40.41	-25	-15.41	-72.02	-48.80	2.51	10.90	H
									H
									H
									H
									H
	5370	-49.70	-25	-24.70	-71.72	-61.11	1.71	13.12	V
	8052	-44.03	-25	-19.03	-71.26	-53.27	2.06	11.30	V
	10737	-40.96	-25	-15.96	-72.34	-49.35	2.51	10.90	V
									V
									V
									V
									V

Remark: Spurious emissions within 30-1000MHz were found more than 20dB below limit line.



<WPC Mode>

LTE Band 41 / 20MHz / QPSK									
Channel	Frequency (MHz)	EIRP (dBm)	Limit (dBm)	Over Limit (dB)	SPA Reading (dBm)	S.G. Power (dBm)	TX Cable loss (dB)	TX Antenna Gain (dBi)	Polarization (H/V)
Highest	5370	-49.47	-25	-24.47	-71.87	-60.88	1.71	13.12	H
	8052	-44.30	-25	-19.30	-71.55	-53.54	2.06	11.30	H
	10737	-40.49	-25	-15.49	-72.1	-48.88	2.51	10.90	H
									H
									H
									H
									H
	5370	-49.61	-25	-24.61	-71.63	-61.02	1.71	13.12	V
	8052	-43.86	-25	-18.86	-71.09	-53.10	2.06	11.30	V
	10737	-40.56	-25	-15.56	-71.94	-48.95	2.51	10.90	V
									V
									V
									V
									V

Remark: Spurious emissions within 30-1000MHz were found more than 20dB below limit line.