


Setup Photographs

<Conducted Emission>


Mode 1

Remote View





Rear View





Mode 2

Remote View






Rear View




<Radiated Emission>

X plane

<30MHz~1GHz>



<1GHz~18GHz>




<18GHz~40GHz>




<For 802.11ax Mode>

X plane for Full RU Mode

<30MHz~1GHz>



<1GHz~18GHz>




<18GHz~40GHz>




Y plane for Partial RU Mode


<30MHz~1GHz>



<1GHz~18GHz>



<18GHz~40GHz>




WPC Mode

<30MHz~1GHz>



<1GHz~18GHz>



—————THE END—————