



## Setup Photographs

<Conducted Emission>


Mode 1

Remote View





Rear View



**Mode 2**

Remote View






Rear View




<Radiated Emission>

X Plane


<30MHz~1GHz>



<1GHz~18GHz>



&lt;18GHz~26GHz&gt;




WPC Mode

<30MHz~1GHz>



<1GHz~18GHz>



—THE END—