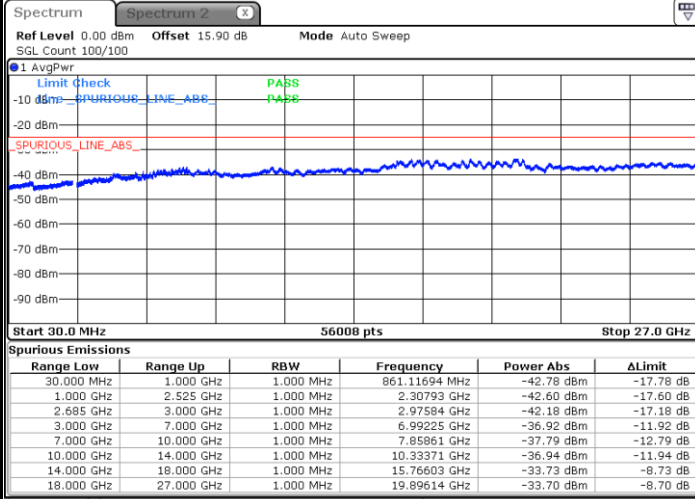




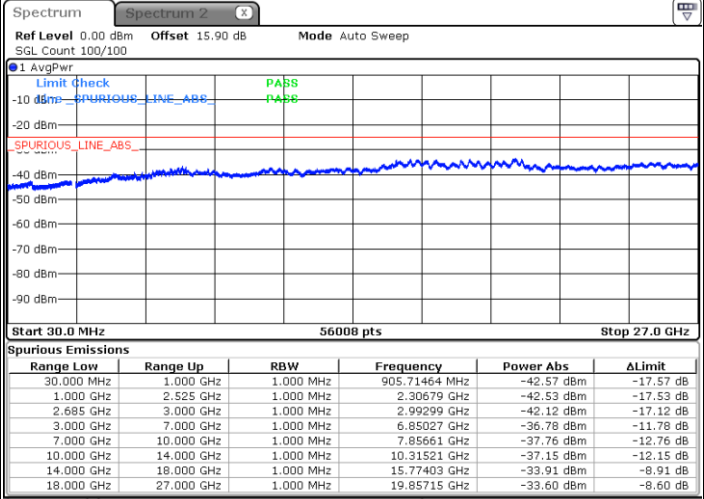
LTE Band 41 / 15MHz

Highest Channel / QPSK



Date: 5 SEP.2017 21:31:14

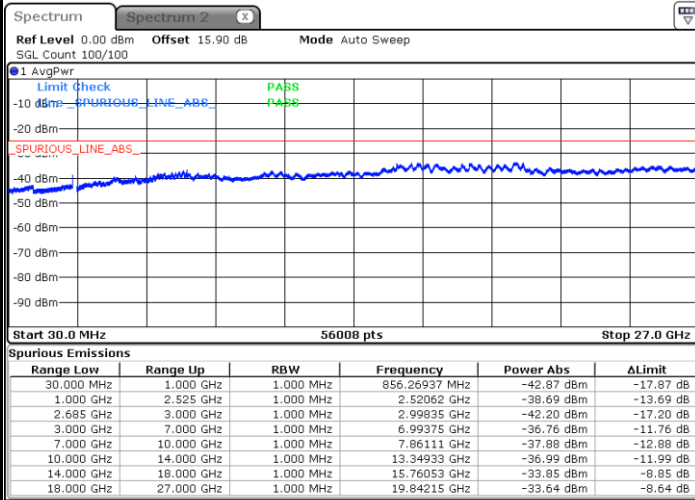
Highest Channel / 16QAM



Date: 5 SEP.2017 21:32:09

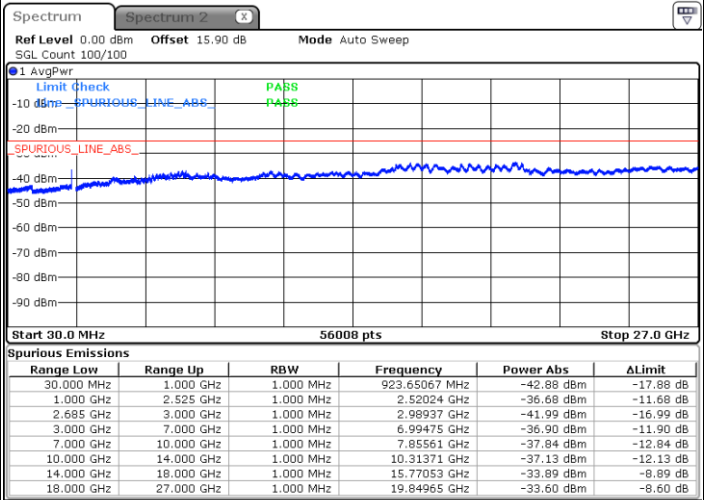
LTE Band 41 / 20MHz

Lowest Channel / QPSK



Date: 5 SEP.2017 21:33:04

Lowest Channel / 16QAM



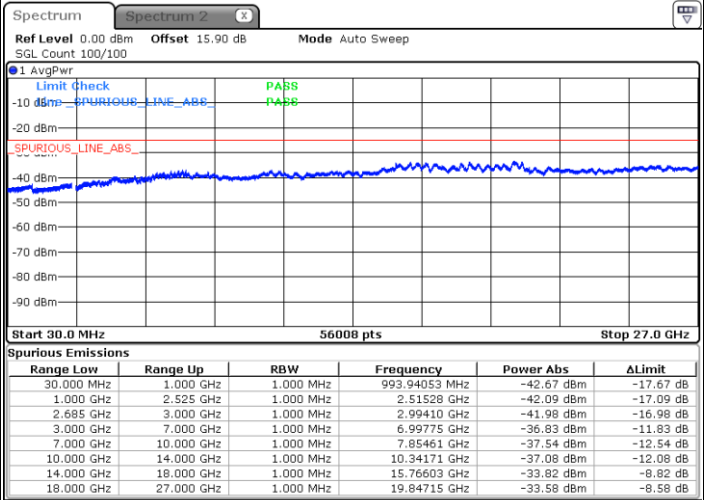
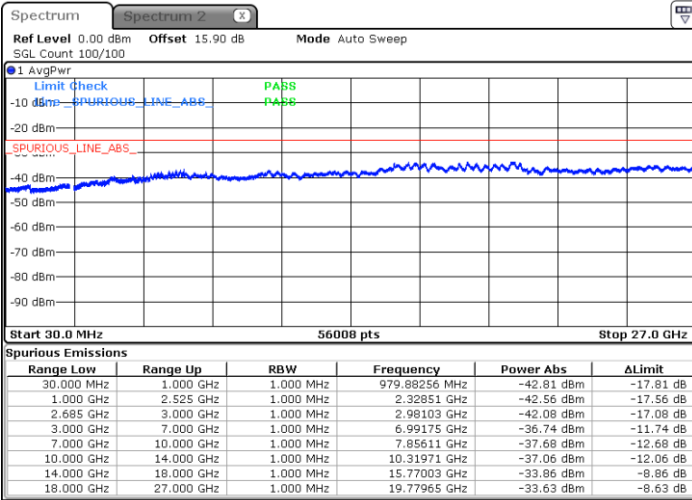
Date: 5 SEP.2017 21:33:59



LTE Band 41 / 20MHz

Middle Channel / QPSK

Middle Channel / 16QAM

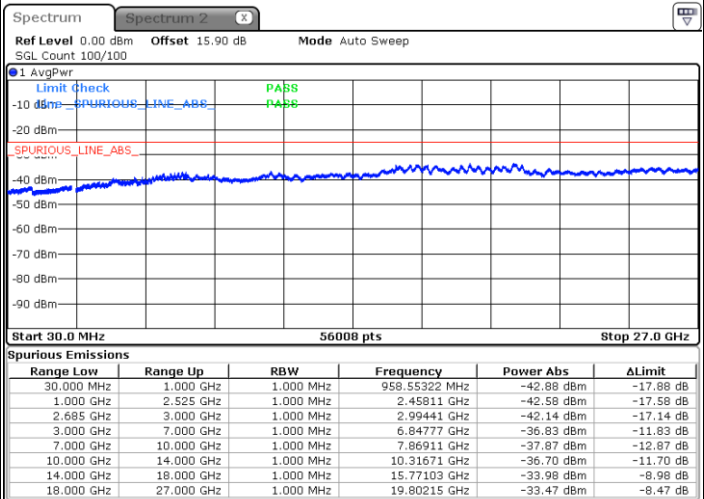
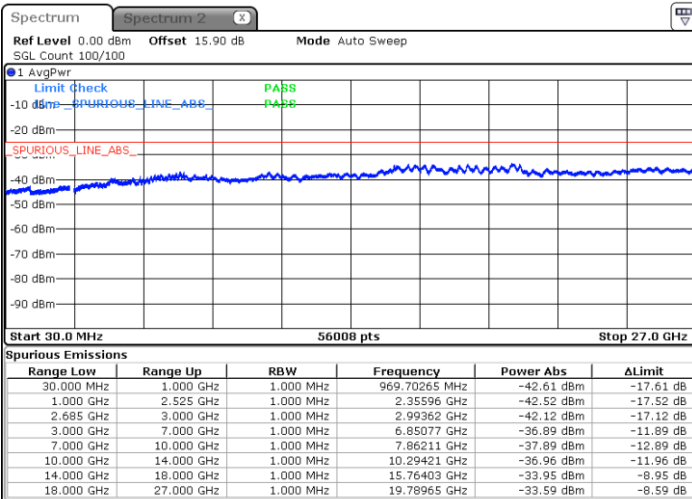


Date: 5 SEP.2017 21:34:54

Date: 5 SEP.2017 21:35:49

Highest Channel / QPSK

Highest Channel / 16QAM



Date: 5 SEP.2017 21:36:44

Date: 5 SEP.2017 21:37:39



**Frequency Stability**

Test Conditions		LTE Band 41 (QPSK) / Middle Channel	Limit
Temperature (°C)	Voltage (Volt)	BW 10MHz	Note 2.
		Deviation (ppm)	Result
50	Normal Voltage	0.0008	PASS
40	Normal Voltage	0.0093	
30	Normal Voltage	0.0002	
20(Ref.)	Normal Voltage	0.0000	
10	Normal Voltage	0.0087	
0	Normal Voltage	0.0000	
-10	Normal Voltage	0.0084	
-20	Normal Voltage	0.0086	
-30	Normal Voltage	0.0001	
20	Maximum Voltage	0.0001	
20	Normal Voltage	0.0000	
20	Battery End Point	0.0009	

**Note:**

1. Normal Voltage =3.8 V. ; Battery End Point (BEP) =3.5 V. ; Maximum Voltage =4.2 V.
2. Note: The frequency fundamental emissions stay within the authorized frequency block.



## Appendix B. Test Results of ERP/EIRP and Radiated Test

### ERP/EIRP

LTE Band 2 / 1.4MHz (Average) (GT - LC = -0.5 dB)							
Channel	Mode	RB		Conducted		EIRP	
		Size	Offset	Power (dBm)	Power (Watts)	EIRP(dBm)	EIRP(W)
Lowest	QPSK	3	0	21.61	0.1449	21.11	0.1291
Middle		3	0	21.67	0.1469	21.17	0.1309
Highest		3	0	21.53	0.1422	21.03	0.1268
Lowest	16QAM	1	3	20.88	0.1225	20.38	0.1091
Middle		1	3	20.94	0.1242	20.44	0.1107
Highest		1	3	20.76	0.1191	20.26	0.1062
Limit	EIRP < 2W			Result		PASS	

LTE Band 2 / 3MHz (Average) (GT - LC = -0.5 dB)							
Channel	Mode	RB		Conducted		EIRP	
		Size	Offset	Power (dBm)	Power (Watts)	EIRP(dBm)	EIRP(W)
Lowest	QPSK	1	0	21.43	0.1390	20.93	0.1239
Middle		1	0	21.53	0.1422	21.03	0.1268
Highest		1	0	21.41	0.1384	20.91	0.1233
Lowest	16QAM	1	8	20.83	0.1211	20.33	0.1079
Middle		1	8	20.86	0.1219	20.36	0.1086
Highest		1	8	20.71	0.1178	20.21	0.1050
Limit	EIRP < 2W			Result		PASS	

LTE Band 2 / 5MHz (Average) (GT - LC = -0.5 dB)							
Channel	Mode	RB		Conducted		EIRP	
		Size	Offset	Power (dBm)	Power (Watts)	EIRP(dBm)	EIRP(W)
Lowest	QPSK	1	12	21.63	0.1455	21.13	0.1297
Middle		1	12	21.63	0.1455	21.13	0.1297
Highest		1	12	21.50	0.1413	21.00	0.1259
Lowest	16QAM	1	0	20.87	0.1222	20.37	0.1089
Middle		1	0	20.97	0.1250	20.47	0.1114
Highest		1	0	20.84	0.1213	20.34	0.1081
Limit	EIRP < 2W			Result		PASS	



LTE Band 2 / 10MHz (Average) (GT - LC = -0.5 dB)							
Channel	Mode	RB		Conducted		EIRP	
		Size	Offset	Power (dBm)	Power (Watts)	EIRP(dBm)	EIRP(W)
Lowest	QPSK	1	0	21.59	0.1442	21.09	0.1285
Middle		1	0	21.66	0.1466	21.16	0.1306
Highest		1	0	21.51	0.1416	21.01	0.1262
Lowest	16QAM	1	0	20.89	0.1227	20.39	0.1094
Middle		1	0	20.99	0.1256	20.49	0.1119
Highest		1	0	20.82	0.1208	20.32	0.1076
Limit	EIRP < 2W			Result		PASS	

LTE Band 2 / 15MHz (Average) (GT - LC = -0.5 dB)							
Channel	Mode	RB		Conducted		EIRP	
		Size	Offset	Power (dBm)	Power (Watts)	EIRP(dBm)	EIRP(W)
Lowest	QPSK	1	37	21.73	0.1489	21.23	0.1327
Middle		1	37	21.60	0.1445	21.10	0.1288
Highest		1	37	21.50	0.1413	21.00	0.1259
Lowest	16QAM	1	37	21.02	0.1265	20.52	0.1127
Middle		1	37	20.92	0.1236	20.42	0.1102
Highest		1	37	20.80	0.1202	20.30	0.1072
Limit	EIRP < 2W			Result		PASS	

LTE Band 2 / 20MHz (Average) (GT - LC = -0.5 dB)							
Channel	Mode	RB		Conducted		EIRP	
		Size	Offset	Power (dBm)	Power (Watts)	EIRP(dBm)	EIRP(W)
Lowest	QPSK	1	49	22.22	0.1667	21.72	0.1486
Middle		1	49	22.04	0.1600	21.54	0.1426
Highest		1	49	22.02	0.1592	21.52	0.1419
Lowest	16QAM	1	0	21.44	0.1393	20.94	0.1242
Middle		1	0	21.50	0.1413	21.00	0.1259
Highest		1	0	21.35	0.1365	20.85	0.1216
Limit	EIRP < 2W			Result		PASS	



LTE Band 5 / 1.4MHz (Average) (GT - LC = -2.3 dB)							
Channel	Mode	RB		Conducted		ERP	
		Size	Offset	Power (dBm)	Power (Watts)	ERP(dBm)	ERP(W)
Lowest	QPSK	3	3	24.81	0.3027	20.36	0.1086
Middle		3	3	24.67	0.2931	20.22	0.1052
Highest		3	3	24.41	0.2761	19.96	0.0991
Lowest	16QAM	1	5	23.94	0.2477	19.49	0.0889
Middle		1	5	23.66	0.2323	19.21	0.0834
Highest		1	5	23.53	0.2254	19.08	0.0809
Limit	ERP < 7W			Result		PASS	

LTE Band 5 / 3MHz (Average) (GT - LC = -2.3 dB)							
Channel	Mode	RB		Conducted		ERP	
		Size	Offset	Power (dBm)	Power (Watts)	ERP(dBm)	ERP(W)
Lowest	QPSK	1	0	24.72	0.2965	20.27	0.1064
Middle		1	0	24.44	0.2780	19.99	0.0998
Highest		1	0	24.45	0.2786	20.00	0.1000
Lowest	16QAM	1	0	23.94	0.2477	19.49	0.0889
Middle		1	0	23.78	0.2388	19.33	0.0857
Highest		1	0	23.72	0.2355	19.27	0.0845
Limit	ERP < 7W			Result		PASS	

LTE Band 5 / 5MHz (Average) (GT - LC = -2.3 dB)							
Channel	Mode	RB		Conducted		ERP	
		Size	Offset	Power (dBm)	Power (Watts)	ERP(dBm)	ERP(W)
Lowest	QPSK	1	0	24.63	0.2904	20.18	0.1042
Middle		1	0	24.67	0.2931	20.22	0.1052
Highest		1	0	24.57	0.2864	20.12	0.1028
Lowest	16QAM	1	12	23.96	0.2489	19.51	0.0893
Middle		1	12	23.86	0.2432	19.41	0.0873
Highest		1	12	23.73	0.2360	19.28	0.0847
Limit	ERP < 7W			Result		PASS	



LTE Band 5 / 10MHz (Average) (GT - LC = -2.3 dB)							
Channel	Mode	RB		Conducted		ERP	
		Size	Offset	Power (dBm)	Power (Watts)	ERP(dBm)	ERP(W)
Lowest	QPSK	1	0	25.00	0.3162	20.55	0.1135
Middle		1	0	24.95	0.3126	20.50	0.1122
Highest		1	0	24.93	0.3112	20.48	0.1117
Lowest	16QAM	1	0	23.96	0.2489	19.51	0.0893
Middle		1	0	23.76	0.2377	19.31	0.0853
Highest		1	0	23.78	0.2388	19.33	0.0857
Limit	ERP < 7W			Result		PASS	



LTE Band 7 / 5MHz (Average) (GT - LC = 0.1 dB)							
Channel	Mode	RB		Conducted		EIRP	
		Size	Offset	Power (dBm)	Power (Watts)	EIRP(dBm)	EIRP(W)
Lowest	QPSK	1	12	21.99	0.1581	22.09	0.1618
Middle		1	12	22.15	0.1641	22.25	0.1679
Highest		1	12	22.20	0.1660	22.30	0.1698
Lowest	16QAM	1	12	21.23	0.1327	21.33	0.1358
Middle		1	12	21.44	0.1393	21.54	0.1426
Highest		1	12	21.44	0.1393	21.54	0.1426
Limit	EIRP < 2W			Result		PASS	

LTE Band 7 / 10MHz (Average) (GT - LC = 0.1 dB)							
Channel	Mode	RB		Conducted		EIRP	
		Size	Offset	Power (dBm)	Power (Watts)	EIRP(dBm)	EIRP(W)
Lowest	QPSK	1	49	22.00	0.1585	22.10	0.1622
Middle		1	49	22.37	0.1726	22.47	0.1766
Highest		1	49	22.18	0.1652	22.28	0.1690
Lowest	16QAM	1	49	21.23	0.1327	21.33	0.1358
Middle		1	49	21.59	0.1442	21.69	0.1476
Highest		1	49	21.41	0.1384	21.51	0.1416
Limit	EIRP < 2W			Result		PASS	

LTE Band 7 / 15MHz (Average) (GT - LC = 0.1 dB)							
Channel	Mode	RB		Conducted		EIRP	
		Size	Offset	Power (dBm)	Power (Watts)	EIRP(dBm)	EIRP(W)
Lowest	QPSK	1	74	22.20	0.1660	22.30	0.1698
Middle		1	74	22.44	0.1754	22.54	0.1795
Highest		1	74	22.26	0.1683	22.36	0.1722
Lowest	16QAM	1	74	21.42	0.1387	21.52	0.1419
Middle		1	74	21.67	0.1469	21.77	0.1503
Highest		1	74	21.50	0.1413	21.60	0.1445
Limit	EIRP < 2W			Result		PASS	





LTE Band 7 / 20MHz (Average) (GT - LC = 0.1 dB)							
Channel	Mode	RB		Conducted		EIRP	
		Size	Offset	Power (dBm)	Power (Watts)	EIRP(dBm)	EIRP(W)
Lowest	QPSK	1	99	22.64	0.1837	22.74	0.1879
Middle		1	99	22.80	0.1905	22.90	0.1950
Highest		1	99	22.64	0.1837	22.74	0.1879
Lowest	16QAM	1	99	21.93	0.1560	22.03	0.1596
Middle		1	99	22.00	0.1585	22.10	0.1622
Highest		1	99	21.91	0.1552	22.01	0.1589
Limit	EIRP < 2W			Result		PASS	



LTE Band 41 / 5MHz (Average) (GT - LC = 0.1 dB)							
Channel	Mode	RB		Conducted		EIRP	
		Size	Offset	Power (dBm)	Power (Watts)	EIRP(dBm)	EIRP(W)
Lowest	QPSK	1	12	23.54	0.2259	23.64	0.2312
Middle		1	12	23.40	0.2188	23.50	0.2239
Highest		1	12	23.30	0.2138	23.40	0.2188
Lowest	16QAM	1	12	22.58	0.1811	22.68	0.1854
Middle		1	12	22.51	0.1782	22.61	0.1824
Highest		1	12	22.38	0.1730	22.48	0.1770
Limit	EIRP < 2W			Result		PASS	

LTE Band 41 / 10MHz (Average) (GT - LC = 0.1 dB)							
Channel	Mode	RB		Conducted		EIRP	
		Size	Offset	Power (dBm)	Power (Watts)	EIRP(dBm)	EIRP(W)
Lowest	QPSK	1	49	23.45	0.2213	23.55	0.2265
Middle		1	49	23.32	0.2148	23.42	0.2198
Highest		1	49	23.45	0.2213	23.55	0.2265
Lowest	16QAM	1	25	22.34	0.1714	22.44	0.1754
Middle		1	25	22.20	0.1660	22.30	0.1698
Highest		1	25	22.47	0.1766	22.57	0.1807
Limit	EIRP < 2W			Result		PASS	

LTE Band 41 / 15MHz (Average) (GT - LC = 0.1 dB)							
Channel	Mode	RB		Conducted		EIRP	
		Size	Offset	Power (dBm)	Power (Watts)	EIRP(dBm)	EIRP(W)
Lowest	QPSK	1	74	23.41	0.2193	23.51	0.2244
Middle		1	74	23.39	0.2183	23.49	0.2234
Highest		1	74	23.52	0.2249	23.62	0.2301
Lowest	16QAM	1	74	22.53	0.1791	22.63	0.1832
Middle		1	74	22.40	0.1738	22.50	0.1778
Highest		1	74	22.46	0.1762	22.56	0.1803
Limit	EIRP < 2W			Result		PASS	



Channel	Mode	RB		Conducted		EIRP	
		Size	Offset	Power (dBm)	Power (Watts)	EIRP(dBm)	EIRP(W)
Lowest	QPSK	1	0	23.59	0.2286	23.69	0.2339
Middle		1	0	23.54	0.2259	23.64	0.2312
Highest		1	0	23.50	0.2239	23.60	0.2291
Lowest	16QAM	1	99	22.44	0.1754	22.54	0.1795
Middle		1	99	22.47	0.1766	22.57	0.1807
Highest		1	99	22.50	0.1778	22.60	0.1820
Limit	EIRP < 2W			Result		PASS	



**Radiated Spurious Emission**

**LTE Band 2**

LTE Band 2 / 1.4MHz / QPSK									
Channel	Frequency ( MHz )	EIRP ( dBm )	Limit ( dBm )	Over Limit ( dB )	SPA Reading (dBm)	S.G. Power ( dBm )	TX Cable loss ( dB )	TX Antenna Gain (dBi)	Polarization (H/V)
Lowest	3700	-51.53	-13	-38.53	-70.44	-63.28	0.63	12.38	H
	5548	-51.64	-13	-38.64	-72.65	-62.98	0.81	12.15	H
	7403	-52.24	-13	-39.24	-76.42	-61.36	0.99	10.11	H
	3700	-51.12	-13	-38.12	-70.73	-62.87	0.63	12.38	V
	5548	-52.99	-13	-39.99	-74.67	-64.33	0.81	12.15	V
	7403	-51.97	-13	-38.97	-76.15	-61.09	0.99	10.11	V

Remark: Spurious emissions within 30-1000MHz were found more than 20dB below limit line.



LTE Band 2 / 3MHz / QPSK									
Channel	Frequency ( MHz )	EIRP ( dBm )	Limit ( dBm )	Over Limit ( dB )	SPA Reading (dBm)	S.G. Power ( dBm )	TX Cable loss ( dB )	TX Antenna Gain (dBi)	Polarization (H/V)
Lowest	3700	-51.55	-13	-38.55	-70.46	-63.30	0.63	12.38	H
	5548	-51.18	-13	-38.18	-72.19	-62.52	0.81	12.15	H
	7403	-52.16	-13	-39.16	-76.34	-61.28	0.99	10.11	H
	3700	-50.44	-13	-37.44	-70.05	-62.19	0.63	12.38	V
	5548	-53.72	-13	-40.72	-75.4	-65.06	0.81	12.15	V
	7403	-52.15	-13	-39.15	-76.33	-61.27	0.99	10.11	V

Remark: Spurious emissions within 30-1000MHz were found more than 20dB below limit line.



LTE Band 2 / 5MHz / QPSK									
Channel	Frequency ( MHz )	EIRP ( dBm )	Limit ( dBm )	Over Limit ( dB )	SPA Reading (dBm)	S.G. Power ( dBm )	TX Cable loss ( dB )	TX Antenna Gain (dBi)	Polarization (H/V)
Lowest	3700	-52.02	-13	-39.02	-70.93	-63.77	0.63	12.38	H
	5548	-51.82	-13	-38.82	-72.83	-63.16	0.81	12.15	H
	7403	-52.13	-13	-39.13	-76.31	-61.25	0.99	10.11	H
	3700	-49.95	-13	-36.95	-69.56	-61.70	0.63	12.38	V
	5548	-53.23	-13	-40.23	-74.91	-64.57	0.81	12.15	V
	7403	-52.13	-13	-39.13	-76.31	-61.25	0.99	10.11	V

Remark: Spurious emissions within 30-1000MHz were found more than 20dB below limit line.



LTE Band 2 / 10MHz / QPSK									
Channel	Frequency ( MHz )	EIRP ( dBm )	Limit ( dBm )	Over Limit ( dB )	SPA Reading (dBm)	S.G. Power ( dBm )	TX Cable loss ( dB )	TX Antenna Gain (dBi)	Polarization (H/V)
Lowest	3700	-51.27	-13	-38.27	-70.18	-63.02	0.63	12.38	H
	5555	-51.27	-13	-38.27	-72.27	-62.61	0.81	12.16	H
	7403	-52.26	-13	-39.26	-76.44	-61.38	0.99	10.11	H
	3700	-50.12	-13	-37.12	-69.73	-61.87	0.63	12.38	V
	5555	-53.49	-13	-40.49	-75.16	-64.83	0.81	12.16	V
	7403	-51.93	-13	-38.93	-76.11	-61.05	0.99	10.11	V

Remark: Spurious emissions within 30-1000MHz were found more than 20dB below limit line.



LTE Band 2 / 15MHz / QPSK									
Channel	Frequency ( MHz )	EIRP ( dBm )	Limit ( dBm )	Over Limit ( dB )	SPA Reading (dBm)	S.G. Power ( dBm )	TX Cable loss ( dB )	TX Antenna Gain (dBi)	Polarization (H/V)
Lowest	3700	-50.63	-13	-37.63	-69.54	-62.38	0.63	12.38	H
	5555	-51.63	-13	-38.63	-72.63	-62.97	0.81	12.16	H
	7403	-52.01	-13	-39.01	-76.19	-61.13	0.99	10.11	H
									H
									H
									H
									H
	3700	-49.85	-13	-36.85	-69.46	-61.60	0.63	12.38	V
	5555	-52.92	-13	-39.92	-74.59	-64.26	0.81	12.16	V
	7403	-52.13	-13	-39.13	-76.31	-61.25	0.99	10.11	V
									V
									V
									V
									V

Remark: Spurious emissions within 30-1000MHz were found more than 20dB below limit line.





LTE Band 2 / 20MHz / QPSK									
Channel	Frequency ( MHz )	EIRP ( dBm )	Limit ( dBm )	Over Limit ( dB )	SPA Reading (dBm)	S.G. Power ( dBm )	TX Cable loss ( dB )	TX Antenna Gain (dBi)	Polarization (H/V)
Lowest	3700	-51.04	-13	-38.04	-69.95	-62.79	0.63	12.38	H
	5555	-52.21	-13	-39.21	-73.21	-63.55	0.81	12.16	H
	7403	-52.29	-13	-39.29	-76.47	-61.41	0.99	10.11	H
	3700	-50.75	-13	-37.75	-70.36	-62.50	0.63	12.38	V
	5555	-52.88	-13	-39.88	-74.55	-64.22	0.81	12.16	V
	7403	-52.02	-13	-39.02	-76.2	-61.14	0.99	10.11	V

Remark: Spurious emissions within 30-1000MHz were found more than 20dB below limit line.



**LTE Band 5**

LTE Band 5 / 1.4MHz / QPSK									
Channel	Frequency ( MHz )	ERP ( dBm )	Limit ( dBm )	Over Limit ( dB )	SPA Reading (dBm)	S.G. Power ( dBm )	TX Cable loss ( dB )	TX Antenna Gain (dBi)	Polarization (H/V)
Lowest	1648	-47.55	-13	-34.55	-58.27	-53.83	0.41	8.83	H
	2472	-55.98	-13	-42.98	-71.1	-64.09	0.51	10.76	H
	3296	-57.71	-13	-44.71	-73.97	-66.74	0.59	11.77	H
	1648	-51.86	-13	-38.86	-62.57	-58.14	0.41	8.83	V
	2472	-58.12	-13	-45.12	-72.66	-66.23	0.51	10.76	V
	3296	-58.65	-13	-45.65	-75.34	-67.68	0.59	11.77	V

Remark: Spurious emissions within 30-1000MHz were found more than 20dB below limit line.



LTE Band 5 / 3MHz / QPSK									
Channel	Frequency ( MHz )	ERP ( dBm )	Limit ( dBm )	Over Limit ( dB )	SPA Reading (dBm)	S.G. Power ( dBm )	TX Cable loss ( dB )	TX Antenna Gain (dBi)	Polarization (H/V)
Lowest	1648	-46.98	-13	-33.98	-57.7	-53.26	0.41	8.83	H
	2472	-56.34	-13	-43.34	-71.46	-64.45	0.51	10.76	H
	3296	-57.84	-13	-44.84	-74.1	-66.87	0.59	11.77	H
	1648	-52.86	-13	-39.86	-63.57	-59.14	0.41	8.83	V
	2472	-57.61	-13	-44.61	-72.15	-65.72	0.51	10.76	V
	3296	-58.47	-13	-45.47	-75.16	-67.50	0.59	11.77	V

Remark: Spurious emissions within 30-1000MHz were found more than 20dB below limit line.



LTE Band 5 / 5MHz / QPSK									
Channel	Frequency ( MHz )	ERP ( dBm )	Limit ( dBm )	Over Limit ( dB )	SPA Reading (dBm)	S.G. Power ( dBm )	TX Cable loss ( dB )	TX Antenna Gain (dBi)	Polarization (H/V)
Lowest	1648	-46.44	-13	-33.44	-57.16	-52.72	0.41	8.83	H
	2472	-55.11	-13	-42.11	-70.23	-63.22	0.51	10.76	H
	3296	-58.21	-13	-45.21	-74.47	-67.24	0.59	11.77	H
	1648	-52.04	-13	-39.04	-62.75	-58.32	0.41	8.83	V
	2472	-57.32	-13	-44.32	-71.86	-65.43	0.51	10.76	V
	3296	-57.56	-13	-44.56	-74.25	-66.59	0.59	11.77	V

Remark: Spurious emissions within 30-1000MHz were found more than 20dB below limit line.



LTE Band 5 / 10MHz / QPSK									
Channel	Frequency ( MHz )	ERP ( dBm )	Limit ( dBm )	Over Limit ( dB )	SPA Reading (dBm)	S.G. Power ( dBm )	TX Cable loss ( dB )	TX Antenna Gain (dBi)	Polarization (H/V)
Middle	1664	-53.30	-13	-40.30	-64.09	-59.63	0.41	8.89	H
	2496	-54.77	-13	-41.77	-69.88	-62.91	0.51	10.79	H
	3328	-48.80	-13	-35.80	-65	-57.94	0.59	11.88	H
	1664	-57.49	-13	-44.49	-68.29	-63.82	0.41	8.89	V
	2496	-57.53	-13	-44.53	-71.95	-65.67	0.51	10.79	V
	3328	-50.95	-13	-37.95	-67.57	-60.09	0.59	11.88	V

Remark: Spurious emissions within 30-1000MHz were found more than 20dB below limit line.



**LTE Band 7**

LTE Band 7 / 5MHz / QPSK									
Channel	Frequency ( MHz )	ERP ( dBm )	Limit ( dBm )	Over Limit ( dB )	SPA Reading (dBm)	S.G. Power ( dBm )	TX Cable loss ( dB )	TX Antenna Gain (dBi)	Polarization (H/V)
Highest	5130	-57.39	-25	-32.39	-78.14	-68.64	0.77	12.03	H
	7698	-51.96	-25	-26.96	-76.72	-61.79	0.98	10.81	H
	10260	-46.39	-25	-21.39	-75.83	-57.18	1.16	11.96	H
	5130	-55.53	-25	-30.53	-76.97	-66.78	0.77	12.03	V
	7698	-51.92	-25	-26.92	-76.6	-61.75	0.98	10.81	V
	10260	-46.94	-25	-21.94	-75.85	-57.73	1.16	11.96	V

Remark: Spurious emissions within 30-1000MHz were found more than 20dB below limit line.



LTE Band 7 / 10MHz / QPSK									
Channel	Frequency ( MHz )	EIRP ( dBm )	Limit ( dBm )	Over Limit ( dB )	SPA Reading (dBm)	S.G. Power ( dBm )	TX Cable loss ( dB )	TX Antenna Gain (dBi)	Polarization (H/V)
Highest	5124	-55.87	-25	-30.87	-76.62	-67.12	0.78	12.02	H
	7680	-51.76	-25	-26.76	-76.45	-61.51	0.98	10.73	H
	10242	-46.02	-25	-21.02	-75.43	-56.80	1.16	11.95	H
	5124	-54.28	-25	-29.28	-75.72	-65.53	0.78	12.02	V
	7680	-51.65	-25	-26.65	-76.25	-61.40	0.98	10.73	V
	10242	-46.49	-25	-21.49	-75.34	-57.27	1.16	11.95	V

Remark: Spurious emissions within 30-1000MHz were found more than 20dB below limit line.



LTE Band 7 / 15MHz / QPSK									
Channel	Frequency ( MHz )	EIRP ( dBm )	Limit ( dBm )	Over Limit ( dB )	SPA Reading (dBm)	S.G. Power ( dBm )	TX Cable loss ( dB )	TX Antenna Gain (dBi)	Polarization (H/V)
Highest	5112	-55.40	-25	-30.40	-76.16	-66.64	0.78	12.02	H
	7668	-51.91	-25	-26.91	-76.54	-61.60	0.98	10.67	H
	10224	-46.10	-25	-21.10	-75.46	-56.87	1.16	11.93	H
	5112	-54.73	-25	-29.73	-76.23	-65.97	0.78	12.02	V
	7668	-51.87	-25	-26.87	-76.4	-61.56	0.98	10.67	V
	10224	-46.96	-25	-21.96	-75.74	-57.73	1.16	11.93	V

Remark: Spurious emissions within 30-1000MHz were found more than 20dB below limit line.





LTE Band 7 / 20MHz / QPSK									
Channel	Frequency ( MHz )	EIRP ( dBm )	Limit ( dBm )	Over Limit ( dB )	SPA Reading (dBm)	S.G. Power ( dBm )	TX Cable loss ( dB )	TX Antenna Gain (dBi)	Polarization (H/V)
Highest	5100	-55.42	-25	-30.42	-76.18	-66.66	0.78	12.02	H
	7656	-52.08	-25	-27.08	-76.71	-61.72	0.98	10.62	H
	10206	-46.61	-25	-21.61	-75.9	-57.37	1.16	11.92	H
	5100	-54.39	-25	-29.39	-75.95	-65.63	0.78	12.02	V
	7656	-51.79	-25	-26.79	-76.32	-61.43	0.98	10.62	V
	10206	-46.81	-25	-21.81	-75.51	-57.57	1.16	11.92	V

Remark: Spurious emissions within 30-1000MHz were found more than 20dB below limit line.



**LTE Band 41**

LTE Band 41 / 5MHz / QPSK									
Channel	Frequency ( MHz )	EIRP ( dBm )	Limit ( dBm )	Over Limit ( dB )	SPA Reading (dBm)	S.G. Power ( dBm )	TX Cable loss ( dB )	TX Antenna Gain (dBi)	Polarization (H/V)
Lowest	5110	-43.09	-25	-18.09	-63.87	-54.33	0.78	12.02	H
	7668	-46.32	-25	-21.32	-70.99	-56.01	0.98	10.67	H
	10224	-45.85	-25	-20.85	-75.27	-56.62	1.16	11.93	H
	5110	-44.90	-25	-19.90	-66.42	-56.14	0.78	12.02	V
	7668	-51.42	-25	-26.42	-75.99	-61.11	0.98	10.67	V
	10224	-46.87	-25	-21.87	-75.71	-57.64	1.16	11.93	V

Remark: Spurious emissions within 30-1000MHz were found more than 20dB below limit line.



LTE Band 41 / 10MHz / QPSK									
Channel	Frequency ( MHz )	EIRP ( dBm )	Limit ( dBm )	Over Limit ( dB )	SPA Reading (dBm)	S.G. Power ( dBm )	TX Cable loss ( dB )	TX Antenna Gain (dBi)	Polarization (H/V)
Lowest	5112	-41.70	-25	-16.70	-62.46	-52.94	0.78	12.02	H
	7668	-51.90	-25	-26.90	-76.53	-61.59	0.98	10.67	H
	10224	-46.54	-25	-21.54	-75.9	-57.31	1.16	11.93	H
	5112	-46.68	-25	-21.68	-68.18	-57.92	0.78	12.02	V
	7668	-51.80	-25	-26.80	-76.33	-61.49	0.98	10.67	V
	10224	-47.23	-25	-22.23	-76.01	-58.00	1.16	11.93	V

Remark: Spurious emissions within 30-1000MHz were found more than 20dB below limit line.



LTE Band 41 / 15MHz / QPSK									
Channel	Frequency ( MHz )	EIRP ( dBm )	Limit ( dBm )	Over Limit ( dB )	SPA Reading (dBm)	S.G. Power ( dBm )	TX Cable loss ( dB )	TX Antenna Gain (dBi)	Polarization (H/V)
Lowest	5112	-44.52	-25	-19.52	-65.3	-55.76	0.78	12.02	H
	7668	-51.36	-25	-26.36	-76.03	-61.05	0.98	10.67	H
	10224	-46.21	-25	-21.21	-75.63	-56.98	1.16	11.93	H
	5112	-46.18	-25	-21.18	-67.7	-57.42	0.78	12.02	V
	7668	-51.48	-25	-26.48	-76.05	-61.17	0.98	10.67	V
	10224	-46.97	-25	-21.97	-75.81	-57.74	1.16	11.93	V

Remark: Spurious emissions within 30-1000MHz were found more than 20dB below limit line.



LTE Band 41 / 20MHz / QPSK									
Channel	Frequency ( MHz )	EIRP ( dBm )	Limit ( dBm )	Over Limit ( dB )	SPA Reading (dBm)	S.G. Power ( dBm )	TX Cable loss ( dB )	TX Antenna Gain (dBi)	Polarization (H/V)
Lowest	5110	-43.97	-25	-18.97	-64.75	-55.21	0.78	12.02	H
	7668	-44.20	-25	-19.20	-68.87	-53.89	0.98	10.67	H
	10224	-46.31	-25	-21.31	-75.73	-57.08	1.16	11.93	H
	5110	-44.82	-25	-19.82	-66.34	-56.06	0.78	12.02	V
	7668	-39.92	-25	-14.92	-64.49	-49.61	0.98	10.67	V
	10224	-46.61	-25	-21.61	-75.45	-57.38	1.16	11.93	V

Remark: Spurious emissions within 30-1000MHz were found more than 20dB below limit line.