


Setup Photographs

<Conducted Emission>


Mode 1

Remote View





Rear View





Mode 2

Remote View





Rear View



<Radiated Emission>

X Plane


<30MHz~1GHz>



<1GHz~18GHz>



<18GHz~40GHz>



WPC Mode

<30MHz~1GHz>



<1GHz~18GHz>



—————THE END—————